MOUSER ELECTRONICS

Prices Guaranteed Until October 31, 1997

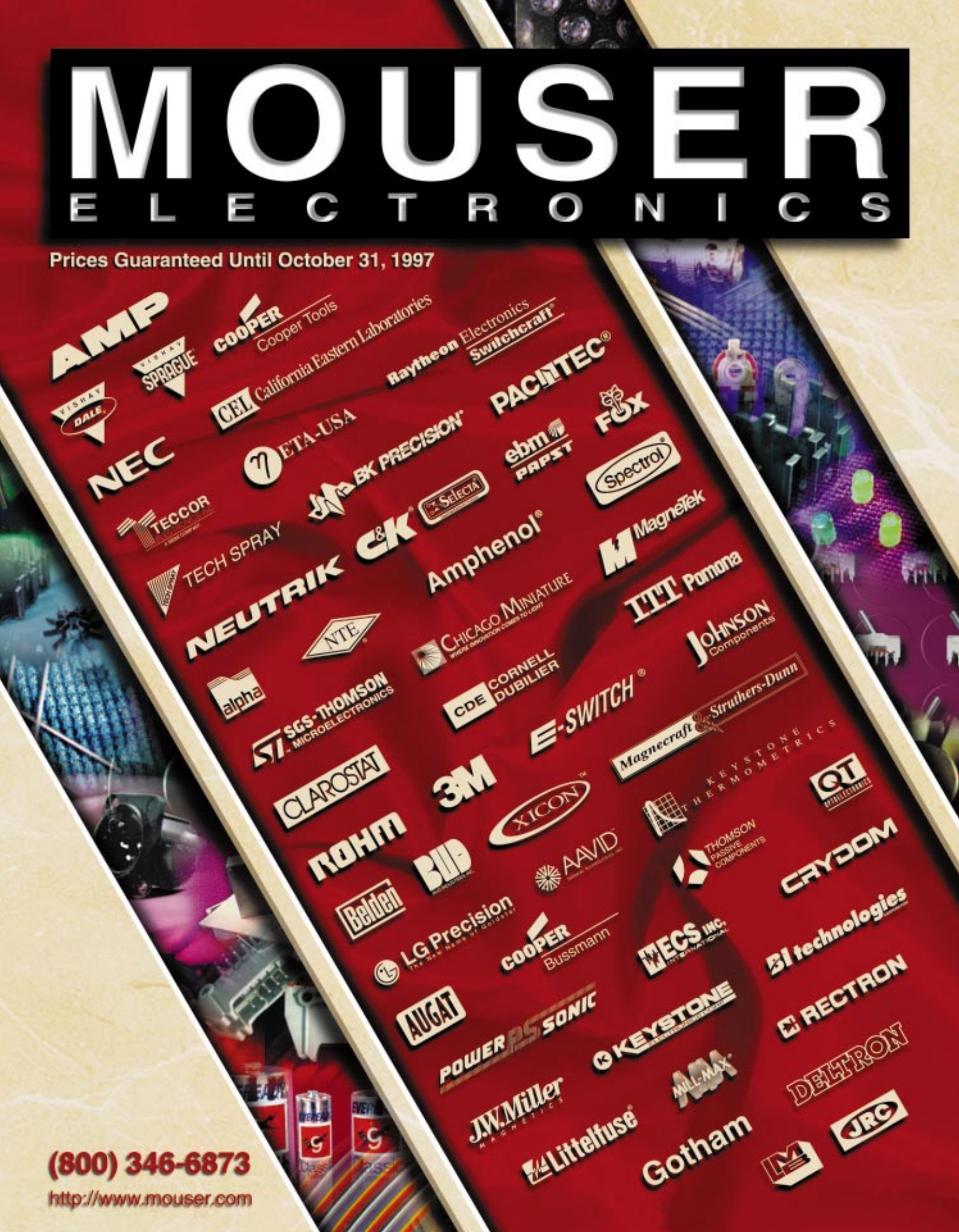

(800) 346-6873

http://www.mouser.com

ALL ORDERS SHIP SAME DAY

(800) 346-6873

Toll Free in the USA, Canada, and Puerto Rico
Mouser tiene representantes bilingües.

Order Monday-Friday 7AM - 9PM (CTZ) For Same Day Shipping

Sales and Service also Available on Saturday 8AM - 5PM (CTZ)

Same day will-call pick-up available at each location

11433 Woodside Ave.
Santee, CA 92071-4795
(800) 346-6873
Fax: (619) 449-6041

958 North Main St.
Mansfield, TX 76063-4827
(800) 346-6873
Fax: (817) 483-0931

12 Emery Ave.
Randolph, NJ 07869-1362
(800) 346-6873
Fax: (973) 328-7120

New Area Code

Non-Catalog Items:
No problem, please call, fax, or E-mail your request to tech@mouser.com

Guaranteed Prices:
The prices published in this catalog are guaranteed until the date printed on the front cover, and will not be increased unless due to an error.

Product Guarantee:
If a product proves to be defective, it will be repaired or replaced immediately. We must be notified of any product defect within 90 days following ship date.

How to Order:
Call Toll Free, Fax, Mail, or E-Mail your order to sales@mouser.com
Please include your name, company name, and shipping address.

Who Can Order:
Businesses, schools, agencies, and individuals.

No Minimum Order:
We do not have a minimum order for shipments to USA, Canada, or Mexico

UPS Ground Delivery Schedule:
No matter where you are in the Continental USA, by using economical UPS Ground you can expect to **RECEIVE** your order within **1, 2,** or **3 days.**

Scheduled Orders:
We will schedule shipments to you up to one year in advance and at guaranteed prices. Each item must be ordered for release in standard pack quantities only, minimum $50 release.

Shipping Charges:
Only actual shipping costs are added to your invoice. On UPS ground orders, if more than one shipment is necessary to complete your order, Mouser pays any excess shipping charges, exceeding 10% of the shipment value.

Backorders:
We stock what we catalog. If our inventory is depleted on an item, we will backorder it and ship it as soon as it is available, unless you specify otherwise at the time your order is placed.

Export Orders:
(Not including Canada & Mexico)
Minimum export order $100 or $25 fee.
Call: 817-483-6848
Fax: 817-483-0931
Write: 958 North Main Street
Mansfield, TX 76063

Net 30:
Available to customers in the USA, Canada, and Mexico. Also available for same day shipments, even on first orders.

Credit Cards:
Major credit cards, all purchasing, and major bank debit cards are accepted.

VISA — MASTERCARD — NOVUS
AMERICAN EXPRESS — AMERICAN EXPRESS CORPORATE CARD — DINERS CLUB

Net 30, Credit Card, and C.O.D.:
Only actual shipping costs will be added to the invoice.

Prepaid Orders:
Total your order, then add 10% (minimum $2.00) to cover ground shipping costs. Only actual shipping costs will be added to the invoice. Credit or refund will be issued for any overpayment. If UPS ground shipping charges exceeds 10%, Mouser pays the excess. (USA only)

EFT / Wire Transfers:
No problem, call for details.

Returns:
Please contact a Mouser Service Representative to obtain a return authorization number. Returns are normally accepted when completed within 30 days of ship date.

Incorrect Orders:
Our quality assurance staff inspects every order before shipment. Please notify a Mouser Service Representative of any incorrect order within 30 days of ship date. We will immediately correct any error. Corrected orders ship same day.

All Orders Ship Same Day:
Mouser Ships Quick! If for some reason your phone order does not ship on the same day as placed, you will be notified.

Internet:
Product Pricing and Availability coming soon.

Order Forms:
An order form is not necessary, however, order forms are available for download from our Web site.

CD Catalog:
Mouser Electronics now offers a choice for browsing the Catalog. Just specify paper or CD when ordering your subscription, or call.

Liability:
There are no expressed or implied warranties. Since seller cannot control the manner or use of its products after the sale, the seller will not be responsible for any consequential or indirect damages. Products sold by Mouser Electronics are not for use in human implantable devices or life support systems.

® Mouser and Mouser Electronics are registered trademarks of Mouser Corporation
© Copyright 1997 Mouser Electronics. No portion of this publication may be reproduced in whole or in part without the written consent of Mouser Electronics.

NEW THIS ISSUE NEW THIS ISSUE NEW

VISHAY SPRAGUE CAPACITORS

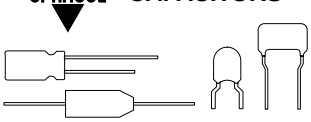

See pages **210**, **211**, and **220** for Aluminum, Solid Tantalum, Polyester, and Polypropylene Capacitors

alpha CABLE

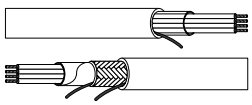

See page **79** for XTRA-GUARD® 1 Multiconductor and Multi-Pair Cable

ETA-USA POWER SUPPLIES



See page **231** for Switching Power Supplies and DC/DC Converters

AMP CONNECTORS AND TERMINALS

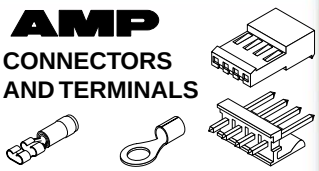

See page **144** for MTA Series, and pages **166** and **167** for Terminals

3M TUBING KITS & SPLICE CONNECTORS

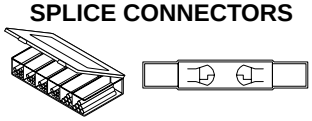

See page **75** for Heat Shrink Tubing Kits, and page **314** for Solder Splice Connectors

Spectrol POTENTIOMETERS

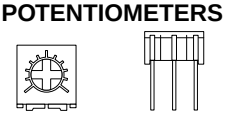

See page **190** for 1/4" Square Trimmer Potentiometers

STEINEL® HEAT GUNS

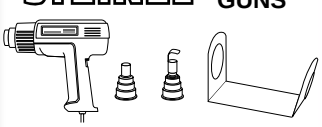

See pages **75** and **330** for Heat Guns and Accessories

Belden CABLE

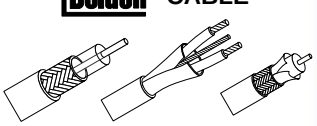

See pages **82-84** for Audio, Video, and LAN Cable

KEYSTONE ELECTRONICS CORP. HARDWARE AND FUSE HOLDERS

See page **160** for Insulators, page **296** for Fuse Holders and Clips, and page **316** for Washers

GLOBAL SPECIALTIES® TEST EQUIPMENT

See page **342** for Generator and Proto-Boards™

ARIES® ELECTRONICS, INC. SOCKETS

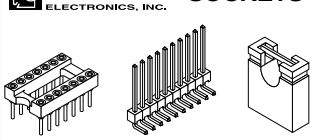

See pages **157** and **158** for Sockets

XICON™ Fastron CHOKES

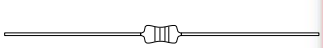

See page **249** for Epoxy Conformal Coated Chokes

Crescent® TOOLZALL™

See page **327** for Multi-Purpose Tool

EAGLE ACCESSORIES

See pages **72**, **73**, and **314** for Wire/Cable Accessories, page **317** for Nylon Snap Rivet

NEW THIS ISSUE NEW THIS ISSUE NEW

QUICK INDEX

Heat Sinks / Semiconductors / Crystals 4-45

Optos / Lamps / LED's 46-71

Wire and Cable 72-93

Connectors and Sockets 94-168
(Jacks, Plugs, and Cable Assemblies)

Resistors 169-184
Potentiometers 185-199

Capacitors 200-227

Fans / Power Supplies 228-234
Transformers / Inductors 235-253

Switches / Relays 254-279
Speakers / Microphones.....280-284

Batteries and Holders.....285-291
Fuses and Holders 292-296

Panel Meters / Cabinets 297-311
Knobs / Hardware 312-317

Equipment / Tools 318-350
Kits 351-352

Complete Index 353-355

(800) 346-6873 http://www.mouser.com

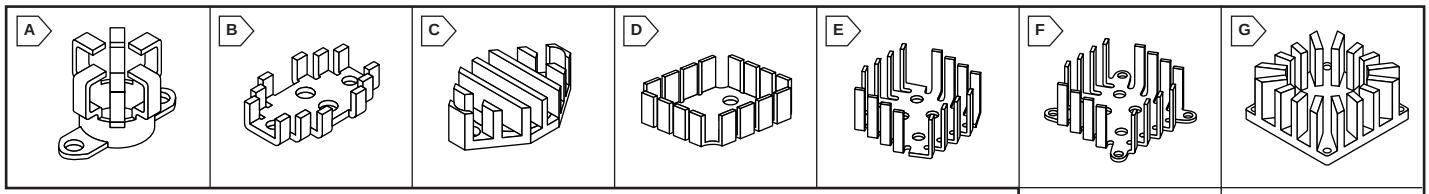

HEAT SINKS

MOUSER STOCK NO.	Fig.	Description	Ther Res (°C/W)	Dimensions (In.)			Price Each			
				L	W	H	1	10	100	500
For TO-3 Case Styles										
532-579103B00	A	Space saving, expandable collar	22.0	1.540	1.125	.870	**.75**	**.67**	**.57**	**.48**
532-575603B00	B	Space saving, slanted fin basket	15.6	1.630	1.290	.500	**.79**	**.70**	**.59**	**.50**
532-575703B00	B	Space saving, slanted fin basket	13.4	1.630	1.290	.750	**.77**	**.69**	**.58**	**.49**
532-575803B00	B	Space saving, slanted fin basket	11.0	1.630	1.290	1.000	**.96**	**.85**	**.72**	**.61**
532-575903B00	B	Space saving, slanted fin basket	9.8	1.630	1.290	1.250	**1.04**	**.92**	**.78**	**.66**
532-542303X00	C	Space saving, cap cover	16.4	1.610	1.062	0.500	**3.07**	**2.73**	**2.31**	**1.96**
532-542603X00	C	Space saving, cap cover	15.2	1.610	1.062	0.750	**3.30**	**2.93**	**2.49**	**2.10**
532-542703X00	C	Space saving, cap cover	12.8	1.610	1.062	1.000	**4.19**	**3.71**	**3.15**	**2.66**
532-501303B00	D	Space saving, minimal board space	12.0	1.880	1.400	0.500	**.70**	**.62**	**.52**	**.44**
532-501403B00	D	Space saving, minimal board space	10.0	1.880	1.400	0.750	**.74**	**.65**	**.55**	**.47**
532-501503B00	D	Space saving, minimal board space	8.4	1.880	1.400	1.000	**1.02**	**.91**	**.77**	**.65**
532-501603B00	D	Space saving, minimal board space	7.8	1.880	1.400	1.250	**1.16**	**1.03**	**.87**	**.74**
532-576103B00	E	Slanted vanes for maximum cooling	7.2	1.810	1.810	0.500	**.77**	**.68**	**.57**	**.49**
532-576203B00	E	Slanted vanes for maximum cooling	6.2	1.810	1.810	0.750	**.88**	**.78**	**.66**	**.56**
532-576303B00	E	Slanted vanes for maximum cooling	6.0	1.810	1.810	1.000	**1.09**	**.97**	**.82**	**.69**
532-500103B00	F	Slanted fins for efficient cooling	7.2	1.810	1.810	0.500	**1.71**	**1.52**	**1.29**	**1.09**
532-500203B00	F	Slanted fins for efficient cooling	6.2	1.810	1.810	0.750	**2.70**	**2.39**	**2.03**	**1.72**
532-500303B00	F	Slanted fins for efficient cooling	5.8	1.810	1.810	1.000	**1.57**	**1.39**	**1.18**	**1.00**
532-500403B00	F	Slanted fins for efficient cooling	5.0	1.810	1.810	1.250	**1.20**	**1.07**	**.91**	**.77**
532-568303B00	G	Natural or forced air cooling	5.4	1.810	1.810	1.250	**3.97**	**3.52**	**2.99**	**2.53**
532-569003B00	H	Fold-back fins for maximum surface	5.4	1.830	1.830	1.310	**1.15**	**1.02**	**.87**	**.73**
For TO-66 Case Styles										
532-579206B00	A	Expandable collar heat sink	22.0	1.225	0.812	.540	**.78**	**.69**	**.59**	**.50**
532-569006B00	H	Fold-back fins for maximum surface	5.4	1.830	1.830	1.310	**1.32**	**1.17**	**1.00**	**.84**
For TO-5 Case Styles										
532-323005B00	I	Finned for maximum thermal cooling	56.0	0.750	0.750	0.250	**.93**	**.82**	**.70**	**.59**
532-578205B00	J	Snap-on cooler for easy assembly	38.0	0.750	0.830	0.395	**.22**	**.20**	**.17**	**.14**
532-578305B00	J	Snap-on cooler for easy assembly	35.0	0.750	0.830	0.395	**.26**	**.23**	**.20**	**.17**
For TO-18 and TO-92 Case Styles										
532-322400B00	K	Space saver, easy installation	100.0	0.500	0.500	0.235	**.67**	**.59**	**.50**	**.42**
For TO-92 Case Styles										
532-575200B00	L	Slip-on, low cost, minimum space	60.0	- - - -	0.602	0.720	**.23**	**.21**	**.17**	**.15**
532-575400B00	L	Slip-on, low cost, minimum space	40.0	- - - -	0.602	1.220	**.24**	**.22**	**.18**	**.15**
For TO-126 and TO-127 Case Styles										
532-577500B00	M	Vertical mount for easy assembly	26.0	0.520	0.775	0.320	**.26**	**.23**	**.19**	**.16**
532-507302B00	N	Economy, low profile	24.0	0.750	0.750	0.375	**.18**	**.16**	**.14**	**.12**
For TO-202 Case Styles										
532-576904B00	O	Trim, low profile, minimum space	32.0	0.750	0.520	0.250	**.26**	**.23**	**.19**	**.16**
532-577304B00	O	Trim, low profile, minimum space	27.2	0.750	0.520	0.375	**.24**	**.22**	**.18**	**.15**
532-577404B00	O	Trim, low profile, minimum space	24.0	0.750	0.520	0.500	**.25**	**.22**	**.18**	**.16**
532-574204B00	P	Clip-on cooler for easy assembly	16.8	0.390	1.020	0.900	**.25**	**.22**	**.19**	**.16**
532-531002B25	Q	Extruded for HD application, solid pins	13.6	0.500	1.380	1.000	**1.03**	**.91**	**.78**	**.66**
532-531102B00	Q	Extruded for HD application, no pins	11.0	0.500	1.380	1.500	**1.24**	**1.10**	**.94**	**.79**
532-531102B25	Q	Extruded for HD application, solid pins	11.0	0.500	1.380	1.500	**1.08**	**.96**	**.82**	**.69**
532-531202B00	Q	Extruded for HD application, no pins	9.0	0.500	1.380	2.000	**1.12**	**.99**	**.84**	**.71**
532-531202B25	Q	Extruded for HD application, solid pins	9.0	0.500	1.380	2.000	**1.16**	**1.03**	**.87**	**.74**
532-531302B00	Q	Extruded for HD application, no pins	8.0	0.500	1.380	2.500	**1.10**	**.98**	**.83**	**.70**
532-531302B25	Q	Extruded for HD application, solid pins	8.0	0.500	1.380	2.500	**1.20**	**1.06**	**.90**	**.76**
For TO-218 Case Styles										
532-530101B10	R	Versatile high rise, twisted fins	16.8	0.500	1.750	1.750	**1.04**	**.92**	**.78**	**.66**
532-530101B15	R	Versatile high rise, twisted fins	16.8	0.500	1.750	1.750	**1.47**	**1.30**	**1.11**	**.93**
532-530401B15	S	Versatile high rise, staggered fins	16.8	0.750	1.750	1.750	**1.47**	**1.30**	**1.11**	**.93**
532-513102B25	T	Solder pins for solder mounting	11.0	0.500	1.380	1.500	**.91**	**.81**	**.69**	**.58**
532-513201B25	T	Solder pins for solder mounting	9.0	0.500	1.380	2.000	**.95**	**.84**	**.72**	**.61**
532-529801B25	U	Solder pins for solder mounting	5.0	1.000	1.650	1.500	**1.30**	**1.15**	**.98**	**.83**
532-592201B34	V	Clip-on with fold back fins	6.8	0.470	1.950	1.970	**1.00**	**.88**	**.75**	**.63**

HEAT SINK ASSEMBLIES FOR PENTIUM CPUs

MOUSER STOCK NO.	Fig.	Description	Dimensions (In.)			Price Each			
			L	W	H	1	25	100	1000
532-355452F267	W	Heat sink and fan for pentium CPU with clip	1.960	1.960	0.650	**16.98**	**15.28**	**13.58**	**11.89**
532-355455F267	W	Heat sink and 12V fan for pentium CPU with clip	1.960	1.960	0.650	**16.98**	**15.28**	**13.58**	**11.89**

THERMALLY CONDUCTIVE ADHESIVE AND COMPOUND

MOUSER STOCK NO.	Fig.	Description	Ther Res (°C/W)	Dielectric Strength	Thermal Conductivity	Price Each			
						1	10	100	500
532-100500F00	X	Thermally conductive compound	5 oz.	250	5.2	**22.50**	**19.94**	**16.94**	**14.32**
532-161000F00	Y	2-part thermally conductive adhesive	10 g	410	6.1	**9.03**	**8.01**	**6.80**	**5.75**

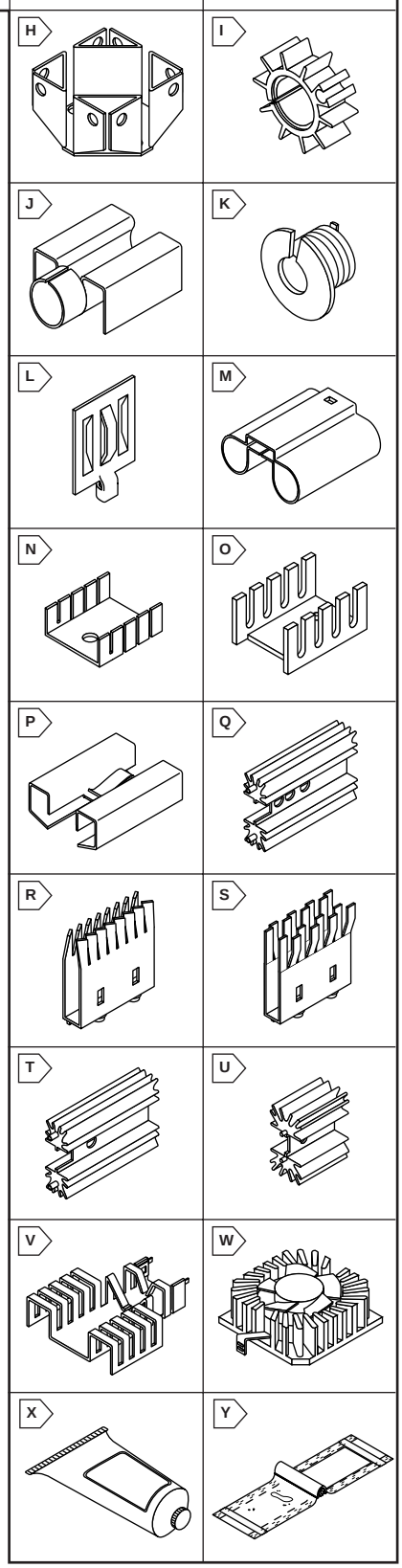

FOR TO-220 CASE STYLES

For quantities greater than listed, call for quote.

MOUSER STOCK NO.	Fig.	Description	Ther Res (°C/W)	Dimensions (In.)			Price Each		
				L	W	H	1	10	100
532-576802B00	A	Slim, plug-in without tabs	18.8	0.750	0.500	0.500	.33	.29	.24
532-576802B31	A	Slim, plug-in with horiz. tabs, horiz. mnt	18.8	0.750	0.500	0.500	.47	.42	.35
532-576802B37	A	Slim, plug-in with vert. tabs, horiz. mount	18.8	0.500	0.500	0.750	.50	.44	.37
532-576802B39	A	Slim, plug-in with vert. tabs, horiz. mount	18.8	0.500	0.500	0.750	.42	.37	.31
532-576802B40	A	Slim, plug-in with vert. tabs, vert. mount	18.8	0.500	0.500	0.750	.45	.40	.34
532-576802B41	A	Slim, plug-in with vert. tabs, vert. mount	18.8	0.500	0.500	0.750	.49	.43	.37
532-591302B28	A	Slim, plug-in with shur-lock tabs, vert mnt.	26.8	0.750	0.500	0.500	.62	.55	.46
532-577002B00	B	Compact, limited space, no tabs	32.0	0.750	0.520	0.250	.23	.20	.17
532-577002B40	B	Compact, limited space, with tabs	32.0	0.250	0.520	0.750	.32	.28	.24
532-577102B00	B	Compact, limited space, no tabs	26.0	0.750	0.520	0.375	.20	.18	.15
532-577102B40	B	Compact, limited space, with tabs	26.0	0.375	0.520	0.750	.29	.26	.22
532-577202B00	B	Compact, limited space, no tabs	24.4	0.750	0.520	0.500	.20	.18	.15
532-577202B40	B	Compact, limited space, with tabs	24.4	0.500	0.520	0.750	.41	.36	.31
532-507302B00	C	Economy, low profile cooler	24.0	0.750	0.750	0.375	.18	.16	.14
532-530613B00	D	Light weight for PCB applications	19.2	1.180	1.000	0.500	.37	.32	.28
532-530614B00	D	Light weight for PCB applications	19.2	1.180	1.000	0.500	.37	.32	.28
532-530714B00	D	Light weight for PCB applications	22.8	0.710	1.000	0.500	.26	.23	.19
532-576012B00	D	Light weight for PCB applications	23.2	0.900	1.000	0.375	.43	.38	.32
532-592502B34	E	Wave-solderable with twisted fins	22.0	0.250	0.875	1.250	.56	.50	.42
532-579302B00	F	Snap-down, built-in clip	16.8	0.750	0.980	0.440	.28	.25	.21
532-579402B00	F	Snap-down, built-in clip	16.8	0.750	0.980	0.440	.31	.27	.23
532-575102B00	G	Snap-down, with semi held by dins	16.8	0.750	1.120	0.435	.33	.29	.25
532-593202B35	H	Wave-solderable with twisted fins	10.0	0.500	1.380	2.000	.76	.68	.58
532-534302B35	I	Twisted fins with kool-klip snap	10.4	0.490	1.380	2.000	.80	.71	.60
532-574602B37	J	Plug-in, w/spring, stepped tab, vert. mt.	21.6	0.395	0.860	0.690	.54	.48	.40
532-574102B00	J	Plug-in, w/spring, w/o tabs, vert. mt.	23.2	0.395	0.860	0.750	.24	.21	.18
532-574502B00	J	Plug-in, w/spring, w/o tabs, vert. mt.	21.2	0.395	0.860	0.750	.23	.21	.18
532-574502B32	J	Plug-in, w/spring, horiz. tabs, vert. mt.	21.2	0.395	0.860	0.750	.41	.37	.31
532-574502B33	J	Plug-in, w/spring, vert. tabs, vert. mt.	21.2	0.395	0.860	0.750	.45	.40	.34
532-574502B37	J	Plug-in, w/spring, stepped tabs, vert. mt.	21.2	0.395	0.860	0.750	.40	.35	.30
532-574502B48	J	Plug-in, w/spring, vert. tabs, vert. mt.	21.2	0.395	0.860	0.750	.44	.39	.33
532-574902B33	J	Plug-in, w/spring, vert. tabs, vert. mt.	16.0	1.375	0.860	0.395	.61	.54	.46
532-574902B37	J	Plug-in, w/spring, stepped tabs, vert. mt.	16.0	1.375	0.860	0.395	.64	.56	.48
532-574402B32	J	Plug-in, w/spring, horiz. tabs, horiz. mt.	23.2	0.750	0.860	0.395	.40	.35	.30
532-523002B00	K	Vertical, low cost, black anodized	13.6	0.500	1.000	1.180	.41	.36	.30
532-523002T00	K	Vertical, low cost, dielectric coat	13.6	0.500	1.000	1.180	1.00	.89	.76
532-575002B00	K	Vertical, low cost, black anodized	13.6	0.500	1.000	1.180	.33	.29	.25
532-575002T00	K	Vertical, low cost, dielectric coat	13.6	0.500	1.000	1.180	1.30	1.16	.98
532-563002B00	L	Vertical mount, black anodized	13.0	0.500	1.000	1.180	.33	.29	.25
532-563002D00	L	Vertical mount, tin plated	13.0	0.500	1.000	1.180	.79	.70	.59
532-576602B00	L	Vertical mount, black anodized	16.6	0.500	1.000	0.950	.41	.37	.31
532-576602T00	L	Vertical mount, tin plated	16.6	0.500	1.000	0.950	1.25	1.11	.94
532-590302B36	L	Vertical mount, black anodized	8.3	1.000	1.000	1.670	.73	.64	.55
532-593002B34	M	Wave-solderable with twisted fins	13.4	0.500	1.000	1.180	.67	.59	.50
532-504102B00	N	Narrow, low profile economy cooler	15.6	0.700	0.700	0.850	.27	.24	.20
532-504222B00	O	Low profile for min PCB space	9.6	1.450	0.700	0.850	.38	.33	.28
532-507002B00	P	Low profile, high power cooler	15.6	0.700	1.750	0.375	.24	.21	.18
532-507102B00	Q	Low profile, high power, hat cooler	- - -	0.700	1.750	0.500	.26	.23	.19
532-507222B00	R	Low profile, high power cooler	9.6	1.470	1.750	0.375	.27	.24	.20
532-590102B36	S	High performance, solder mounting tabs	12.4	1.000	1.000	1.675	.69	.61	.52
532-551002B00	T	Maximum cooling surface in min. space	12.4	1.450	1.006	0.787	.56	.50	.42
532-569022B00	U	High power dissipation with fold fins	5.5	1.830	1.830	1.310	1.32	1.17	1.00
532-530102B15	V	Versatile high rise, twisted fins	16.8	0.500	1.750	1.750	1.47	1.30	1.11
532-530402B10	W	Versatile high rise, staggered fins	16.8	0.750	1.750	1.750	1.30	1.15	.98
532-531002B25	X	Extruded for HD application, solid pins	13.6	0.500	1.380	1.000	1.03	.91	.78
532-531102B00	X	Extruded for HD application, no pins	11.0	0.500	1.380	1.500	1.24	1.10	.94
532-531102B25	X	Extruded for HD application, solid pins	11.0	0.500	1.380	1.500	1.08	.96	.82
532-531202B00	X	Extruded for HD application, no pins	9.0	0.500	1.380	2.000	1.12	.99	.84
532-531202B25	X	Extruded for HD application, solid pins	9.0	0.500	1.380	2.000	1.16	1.03	.87
532-531302B00	X	Extruded for HD application, no pins	8.0	0.500	1.380	2.500	1.10	.98	.83
532-531302B25	X	Extruded for HD application, solid pins	8.0	0.500	1.380	2.500	1.20	1.06	.90
532-513102B25	Y	Solder pins for solder mounting	11.0	0.500	1.380	1.500	.91	.81	.69
532-513201B25	Y	Solder pins for solder mounting	9.0	0.500	1.380	2.000	.95	.84	.72
532-529802B25	Z	Solder pins for solder mounting	5.0	1.000	1.650	1.500	1.31	1.16	.99
532-578622B32	AA	Vertical mount, staked-on tin tabs	12.2	0.500	1.480	1.030	.63	.56	.47
532-581002B25	BB	High performance extrusion	17.4	0.640	1.000	0.640	1.18	1.05	.89

FOR DIP PACKAGES

For quantities greater than listed, call for quote.

MOUSER STOCK NO.	Fig.	Description	Ther Res (°C/W)	Dimensions (In.)			Price Each		
				L	W	H	1	10	100
532-580100B00	CC	Low cost for 8 pin DIP packages	30.0	0.562	0.600	0.450	.32	.28	.24
532-580200B00	CC	Low cost for 14/16 pin plastic DIP pkgs	20.0	0.837	0.600	0.410	.33	.29	.25
532-560200B00	CC	Low cost for 14/16 pin ceramic DIP pkgs	20.0	0.837	0.600	0.410	.47	.42	.36
532-580400B00	CC	Low cost for 20 pin DIP packages	39.0	1.055	0.700	0.556	.62	.55	.47
532-580500B00	CC	Low cost for 24 pin DIP packages	20.0	1.460	1.008	0.580	.59	.52	.44
532-580600B00	CC	Low cost for 28 pin DIP packages	20.0	1.680	1.000	0.580	.81	.72	.61
532-580700B00	CC	Low cost for 40 pin DIP packages	22.0	2.256	0.980	0.590	.64	.57	.48
532-501100B00	DD	Glue-on for 14/16 pin DIP packages	67.0	0.750	0.250	0.190	.46	.41	.35
532-501200B00	EE	Glue-on for 14/16 pin DIP packages	68.0	0.730	0.250	0.190	.56	.50	.42
532-508500B00	DD	Glue-on for 24 pin DIP packages	20.0	1.250	0.530	0.190	.61	.54	.46
532-508600B00	DD	Glue-on for 28 pin DIP packages	20.0	1.450	0.530	0.190	.71	.63	.53
532-508700B00	DD	Glue-on for 40 pin DIP packages	27.2	2.000	0.530	0.190	1.06	.94	.80

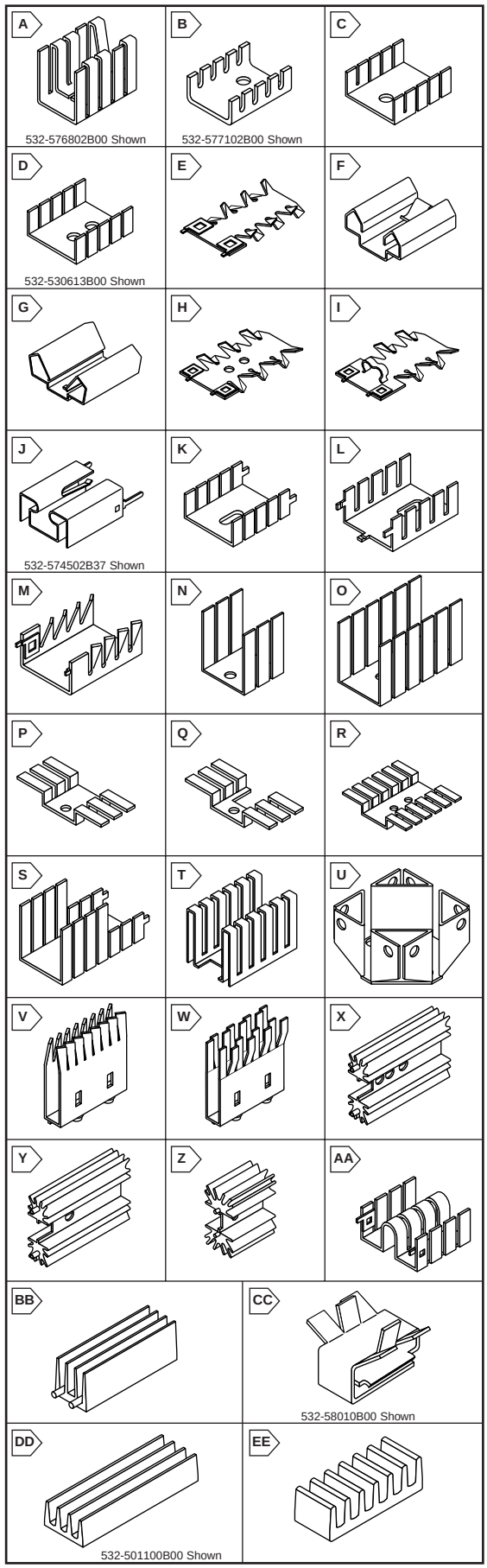

Surge Protection Devices

DIMENSIONS (IN.)

A

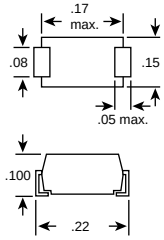

SOD-6

B

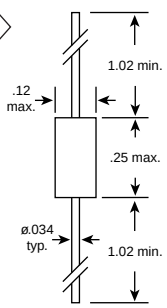

F-126

C

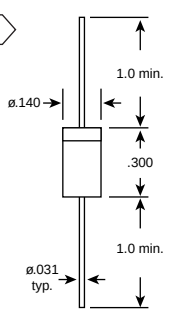

DO-204AC, CB417

D

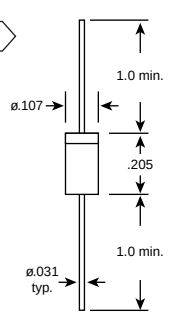

DO-41

E

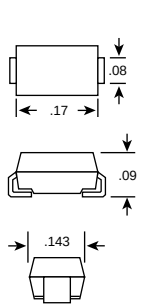

DO-214AA

SGS-THOMSON MICROELECTRONICS CROWBAR TYPE PROTECTION DIODES

NEW IN'97

♦ **Surface Mount Device**

These new devices from SGS offer protections for telecommunication equipment from environmental surge conditions induced by AC power lines. Each series offers a bi-directional crowbar protection. These dives offer high operating temperature, perfect stability of the characteristics in time (i.e. contrary to most other technologies, these devices do not age), and have extremely short response times.

For quantities greater than listed, call for quote.

	Replaces Teccor	MOUSER STOCK NO.	Fig.	Package	VBR @ IR (V) Min.	VBR @ IR (mA) Min.	VBO @ IBO (V) Max.	VBO @ IBO (mA) Max.	IPP (A) Max.	ITSM (A) Max.	IH (mA) Min.	Price Each 1	Price Each 100	Price Each 500
♦	P2300SA	**511-SMTPA180**	A	SOD-6	180	1	240	800	50	30	150	**.76**	**.63**	**.56**
♦	P2600SA	**511-SMTPA200**	A	SOD-6	200	1	267	800	50	30	150	**.76**	**.63**	**.56**
♦	P3100SA	**511-SMTPA240**	A	SOD-6	240	1	320	800	50	30	150	**.76**	**.63**	**.56**
♦	P3500SA	**511-SMTPA270**	A	SOD-6	270	1	360	800	50	30	150	**.76**	**.63**	**.56**
♦	P0800SA	**511-SMP100-65**	A	SOD-6	65	.05	80	- - -	100	50	170	**1.01**	**.84**	**.75**
♦	P2300SB	**511-SMP100-200**	A	SOD-6	200	.05	265	- - -	100	50	170	**1.01**	**.84**	**.75**
♦	P3100SB	**511-SMP100-270**	A	SOD-6	270	.05	350	- - -	100	50	170	**1.01**	**.84**	**.75**
	P640EA70	**511-TPA62A18**	B	F-126	62	1	82	300	50	30	180	**.60**	**.49**	**.44**
	P720EA70	**511-TPA68A18**	B	F-126	68	1	90	300	50	30	180	**.60**	**.49**	**.44**
	P1500EA70	**511-TPA120A18**	B	F-126	120	1	160	300	50	30	180	**.60**	**.49**	**.44**
	P1500EA70	**511-TPA130A18**	B	F-126	130	1	173	300	50	30	180	**.69**	**.57**	**.51**
	P2300EA70	**511-TPA180A18**	B	F-126	180	1	240	300	50	30	180	**.69**	**.57**	**.51**
	P2300EA70	**511-TPA200A18**	B	F-126	200	1	267	300	50	30	180	**.69**	**.57**	**.51**
	P2600EA70	**511-TPA220A18**	B	F-126	220	1	293	300	50	30	180	**.69**	**.57**	**.51**
	P3000AA61	**511-TPA240A18**	B	F-126	240	1	320	300	50	30	180	**.69**	**.57**	**.51**
	P3100EA70	**511-TPA270A18**	B	F-126	270	1	360	300	50	30	180	**.69**	**.57**	**.51**

TRANSIENT VOLTAGE SUPPRESSORS (A = Uni-directional; CA = Bi-directional)

For quantities greater than listed, call for quote.

	Industry Type	MOUSER STOCK NO.	Fig.	Package	VBR @ It (V) Min.	VBR @ It (V) Max.	VBR @ It (mA)	VRWM (V)	IR (µA) Max.	IRSM (A) Max.	VRSM (V) Max.	Price Each 1	Price Each 100	Price Each 500
	500 Watt													
	SA5.0A	**333-SA5.0A**	C	DO-204AC	6.40	7.00	10	5.00	600	54.30	9.2	**1.32**	**.99**	**.85**
	SA5.0CA	**333-SA5.0CA**	C	DO-204AC	6.40	7.00	10	5.00	600	54.30	9.2	**1.44**	**1.08**	**.91**
	SA6.0A	**333-SA6.0A**	C	DO-204AC	6.67	7.37	10	6.00	600	48.50	10.3	**1.32**	**.99**	**.85**
	SA6.0CA	**333-SA6.0CA**	C	DO-204AC	6.67	7.37	10	6.00	600	48.50	10.3	**1.44**	**1.08**	**.91**
	SA6.5A	**333-SA6.5A**	C	DO-204AC	7.22	7.98	10	6.50	400	44.70	11.2	**1.32**	**.99**	**.85**
	SA6.5CA	**333-SA6.5CA**	C	DO-204AC	7.22	7.98	10	6.50	400	44.70	11.2	**1.44**	**1.08**	**.91**
	SA10A	**333-SA10A**	C	DO-204AC	11.10	12.30	1	10.00	1	29.40	17.0	**.68**	**.51**	**.43**
	SA10A	**603-SA10A**	D	DO-41	11.10	12.30	1	10.00	1	29.40	17.0	**.68**	**.51**	**.43**
	SA10CA	**333-SA10CA**	C	DO-204AC	11.10	12.30	1	10.00	1	29.40	17.0	**.68**	**.51**	**.43**
	SA11A	**333-SA11A**	C	DO-204AC	12.20	13.50	1	11.00	1	27.40	18.2	**.68**	**.51**	**.43**
	SA11A	**603-SA11A**	D	DO-41	12.20	13.50	1	11.00	1	27.40	18.2	**.68**	**.51**	**.43**
	SA11CA	**333-SA11CA**	C	DO-204AC	12.20	13.50	1	11.00	1	27.40	18.2	**.68**	**.51**	**.43**
	SA12A	**333-SA12A**	C	DO-204AC	13.30	14.70	1	12.00	1	25.10	19.9	**.68**	**.51**	**.43**
	SA12A	**603-SA12A**	D	DO-41	13.30	14.70	1	12.00	1	25.10	19.9	**.68**	**.51**	**.43**
	SA12CA	**333-SA12CA**	C	DO-204AC	13.30	14.70	1	12.00	1	25.10	19.9	**.68**	**.51**	**.43**
	SA15A	**333-SA15A**	C	DO-204AC	16.70	18.50	1	15.00	1	20.60	24.4	**.68**	**.51**	**.43**
	SA15A	**603-SA15A**	D	DO-41	16.70	18.50	1	15.00	1	20.60	24.4	**.68**	**.51**	**.43**
	SA15CA	**333-SA15CA**	C	DO-204AC	16.70	18.50	1	15.00	1	20.60	24.4	**.68**	**.51**	**.43**
	SA20A	**333-SA20A**	C	DO-204AC	22.20	24.50	1	20.00	1	15.40	32.4	**.68**	**.51**	**.43**
	SA20A	**603-SA20A**	D	DO-41	22.20	24.50	1	20.00	1	15.40	32.4	**.68**	**.51**	**.43**
	SA20CA	**333-SA20CA**	C	DO-204AC	22.20	24.50	1	20.00	1	15.40	32.4	**.68**	**.51**	**.43**
	SA24A	**333-SA24A**	C	DO-204AC	26.70	29.50	1	24.00	1	12.80	38.9	**.68**	**.51**	**.43**
	SA24A	**603-SA24A**	D	DO-41	26.70	29.50	1	24.00	1	12.80	38.9	**.68**	**.51**	**.43**
	SA24CA	**333-SA24CA**	C	DO-204AC	26.70	29.50	1	24.00	1	12.80	38.9	**.68**	**.51**	**.43**
	SA28A	**333-SA28A**	C	DO-204AC	31.10	34.40	1	28.00	1	11.00	45.4	**.68**	**.51**	**.43**
	SA28CA	**333-SA28CA**	C	DO-204AC	31.10	34.40	1	28.00	1	11.00	45.4	**.68**	**.51**	**.43**
	SA30A	**333-SA30A**	C	DO-204AC	33.30	36.80	1	30.00	1	10.30	48.4	**.68**	**.51**	**.43**
	SA30A	**603-SA30A**	D	DO-41	33.30	36.80	1	30.00	1	10.30	48.4	**.68**	**.51**	**.43**
	SA30CA	**333-SA30CA**	C	DO-204AC	33.30	36.80	1	30.00	1	10.30	48.4	**.68**	**.51**	**.43**
	SA33A	**333-SA33A**	C	DO-204AC	36.70	40.60	1	33.00	1	9.40	53.3	**.68**	**.51**	**.43**
	SA33A	**603-SA33A**	D	DO-41	36.70	40.60	1	33.00	1	9.40	53.3	**.68**	**.51**	**.43**
	SA33CA	**333-SA33CA**	C	DO-204AC	36.70	40.60	1	33.00	1	9.40	53.3	**.68**	**.51**	**.43**
	SA36A	**333-SA36A**	C	DO-204AC	40.00	44.20	1	36.00	1	8.60	58.1	**.68**	**.51**	**.43**
	SA75A	**333-SA75A**	C	DO-204AC	83.30	92.10	1	75.00	1	4.10	121.0	**.68**	**.51**	**.43**
	SA75A	**603-SA75A**	D	DO-41	83.30	92.10	1	75.00	1	4.10	121.0	**.68**	**.51**	**.43**
	SA75CA	**333-SA75CA**	C	DO-204AC	83.30	92.10	1	75.00	1	4.10	121.0	**.68**	**.51**	**.43**
	600 Watt (Additional product available on next page)													
♦	SMBJ5.0A	**333-SMBJ5.0A**	E	DO-214AA	6.40	7.25	10	5.00	800	65.20	9.2	**1.32**	**.99**	**.85**
♦	SMBJ5.0CA	**333-SMBJ5.0CA**	E	DO-214AA	6.40	7.25	10	5.00	800	65.20	9.2	**1.44**	**1.08**	**.92**
♦	SMBJ6.5A	**333-SMBJ6.5A**	E	DO-214AA	7.22	8.30	10	6.50	500	53.60	11.2	**1.32**	**.99**	**.85**
♦	SMBJ6.5CA	**333-SMBJ6.5CA**	E	DO-214AA	7.22	8.30	10	6.50	500	53.60	11.2	**1.44**	**1.08**	**.92**
	P6KE6.8A	**511-P6KE6V8A**	C	CB417	6.45	7.14	10	5.80	1000	57.00	10.5	**.37**	**.30**	**.27**
	P6KE6.8CA	**511-P6KE6V8CA**	C	CB417	6.45	7.14	10	5.80	1000	57.00	10.5	**.37**	**.30**	**.27**
	P6KE7.5A	**333-P6KE7.5A**	C	DO-204AC	7.13	7.88	10	6.40	500	53.00	11.3	**.51**	**.42**	**.37**
♦	SMBJ7.5A	**333-SMBJ7.5A**	E	DO-214AA	8.33	9.58	1	7.50	100	46.50	12.9	**.94**	**.78**	**.70**
	P6KE7.5CA	**511-P6KE7V5CA**	C	CB417	7.13	7.88	10	6.40	500	53.00	11.3	**.37**	**.30**	**.27**
♦	SMBJ7.5CA	**333-SMBJ7.5CA**	E	DO-214AA	8.33	9.58	1	7.50	100	46.50	12.9	**.83**	**.68**	**.61**
	P6KE8.2A	**333-P6KE8.2A**	C	DO-204AC	7.79	8.61	10	7.02	200	50.00	12.1	**.59**	**.47**	**.38**
	P6KE8.2CA	**333-P6KE8.2CA**	C	DO-204AC	7.79	8.61	10	7.02	200	50.00	12.1	**1.02**	**.77**	**.61**
♦	SMBJ8.5A	**333-SMBJ8.5A**	E	DO-214AA	9.44	10.80	1	8.50	20	41.70	14.4	**1.32**	**.99**	**.85**
♦	SMBJ8.5CA	**333-SMBJ8.5CA**	E	DO-214AA	9.44	10.80	1	8.50	20	41.70	14.4	**1.44**	**1.08**	**.92**
	P6KE9.1A	**333-P6KE9.1A**	C	DO-204AC	8.65	9.55	1	7.78	50	45.00	13.4	**.59**	**.47**	**.38**
	P6KE9.1CA	**333-P6KE9.1CA**	C	DO-204AC	8.65	9.55	1	7.78	50	45.00	13.4	**1.02**	**.77**	**.61**
	P6KE10A	**511- P6KE10A**	C	CB417	9.50	10.50	1	8.55	10	41.00	14.5	**.37**	**.30**	**.27**
♦	SMBJ10A	**333-SMBJ10A**	E	DO-214AA	11.10	12.80	1	10.00	5	35.30	17.0	**.94**	**.78**	**.70**
	P6KE10CA	**333-P6KE10CA**	C	DO-204AC	9.50	10.50	1	8.55	10	41.00	14.5	**.76**	**.57**	**.48**
♦	SMBJ10CA	**333-SMBJ10CA**	E	DO-214AA	11.10	12.80	1	10.00	5	35.30	17.0	**1.06**	**.87**	**.78**
	P6KE12A	**603-P6KE12A**	C	DO-204AC	11.40	12.60	1	10.20	5	36.00	16.7	**.76**	**.57**	**.48**
♦	SMBJ12A	**333-SMBJ12A**	E	DO-214AA	13.30	15.30	1	12.00	5	30.20	19.9	**.94**	**.78**	**.70**
	P6KE12CA	**333-P6KE12CA**	C	DO-204AC	11.40	12.60	1	10.20	5	36.00	16.7	**.60**	**.49**	**.44**
♦	SMBJ12CA	**333-SMBJ12CA**	E	DO-214AA	13.30	15.30	1	12.00	5	30.20	19.9	**1.06**	**.87**	**.78**
	P6KE13A	**603-P6KE13A**	A	DO-204AC	12.40	13.70	1	11.10	5	33.00	18.2	**.51**	**.42**	**.37**
♦	SMBJ13A	**333-SMBJ13A**	B	DO-214AA	14.40	16.50	1	13.00	5	27.90	21.5	**1.32**	**.99**	**.85**
♦	SMBJ13CA	**333-SMBJ13CA**	B	DO-214AA	14.40	16.50	1	13.00	5	27.90	21.5	**1.44**	**1.08**	**.92**
	P6KE15A	**603-P6KE15A**	A	DO-204AC	14.30	15.80	1	12.80	5	28.00	21.2	**.51**	**.42**	**.37**

Surge Protection Devices

♦ **Surface Mount Device**

TRANSIENT VOLTAGE SUPPRESSORS (cont.)

(A = Uni-directional; CA = Bi-directional)

For quantities greater than listed, call for quote.

A

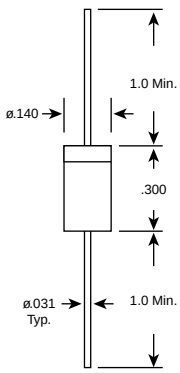

DO-204AC, CB417

DIMENSIONS (IN.)

B

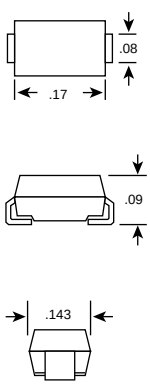

DO-214AA

DIMENSIONS (IN.)

C

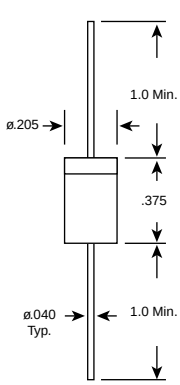

DO-201AD, DO-201

DIMENSIONS (IN.)

Industry Type	MOUSER STOCK NO.	Fig.	Package	VBR @ It (V) Min.	VBR @ It (V) Max.	VBR @ It (mA)	VRWM (V)	IR (µA) Max.	IRSM (A) Max.	VRSM (V) Max.	Price Each 1	Price Each 100	Price Each 500
600 Watt (cont.)	(Additional product available on previous page)												
♦ SMBJ15A	**333-SMBJ15A**	B	DO-214AA	16.70	19.20	1	15.00	5	24.00	24.4	.94	.78	.70
P6KE15CA	**511-P6KE15CA**	A	CB417	14.3	15.80	1	12.80	5	28.00	21.2	.37	.30	.27
♦ SMBJ15CA	**333-SMBJ15CA**	B	DO-214AA	16.70	19.20	1	15.00	5	24.00	24.4	1.06	.87	.78
♦ SMBJ17A	**333-SMBJ17A**	B	DO-214AA	18.90	21.70	1	17.00	5	21.70	27.6	1.32	.99	.85
♦ SMBJ17CA	**333-SMBJ17CA**	B	DO-214AA	18.90	21.70	1	17.00	5	21.70	27.6	1.44	1.08	.92
P6KE18A	**603-P6KE18A**	A	DO-204AC	17.10	18.90	1	15.30	5	24.00	25.2	.51	.42	.37
P6KE18CA	**511-P6KE18CA**	A	CB417	17.10	18.90	1	15.30	5	24.00	25.2	.37	.30	.27
P6KE20A	**603-P6KE20A**	A	DO-204AC	19.00	21.00	1	17.10	5	22.00	27.7	.51	.42	.37
♦ SMBJ20A	**333-SMBJ20A**	B	DO-214AA	22.20	25.50	1	20.00	5	18.50	32.4	1.32	.99	.85
P6KE20CA	**511-P6KE20CA**	A	CB417	19.00	21.00	1	17.10	5	22.00	27.7	.37	.30	.27
♦ SMBJ20CA	**333-SMBJ20CA**	B	DO-214AA	22.20	25.50	1	20.00	5	18.50	32.4	1.44	1.08	.92
P6KE24A	**603-P6KE24A**	A	DO-204AC	22.80	25.20	1	20.50	5	18.00	33.2	.51	.42	.37
♦ SMBJ24A	**333-SMBJ24A**	B	DO-214AA	26.70	30.70	1	24.00	5	15.40	38.9	.94	.78	.70
P6KE24CA	**333-P6KE24CA**	A	DO-204AC	22.80	25.20	1	20.50	5	18.00	33.2	.76	.57	.48
♦ SMBJ24CA	**333-SMBJ24CA**	B	DO-214AA	26.70	30.70	1	24.00	5	15.40	38.9	1.06	.87	.78
P6KE27A	**333-P6KE27A**	A	DO-204AC	25.70	28.40	1	23.10	5	16.00	37.5	.51	.42	.37
P6KE27A	**603-P6KE27A**	A	DO-204AC	25.70	28.40	1	23.10	5	16.00	37.5	.51	.42	.37
P6KE27CA	**511-P6KE27CA**	A	CB417	25.70	28.40	1	23.10	5	16.00	37.5	.37	.30	.27
P6KE30A	**603-P6KE30A**	A	DO-204AC	28.50	31.50	1	25.60	5	14.40	41.4	.51	.42	.37
P6KE30CA	**333-P6KE30CA**	A	DO-204AC	28.50	31.50	1	25.60	5	14.40	41.4	.60	.49	.44
P6KE30CA	**603-P6KE30CA**	A	DO-204AC	28.50	31.50	1	25.60	5	14.40	41.4	.60	.49	.44
P6KE33A	**603-P6KE33A**	A	DO-204AC	31.40	34.70	1	28.20	5	13.20	45.7	.51	.42	.37
♦ SMBJ33A	**333-SMBJ33A**	B	DO-214AA	36.70	42.20	1	33.00	5	11.30	53.3	.94	.78	.70
P6KE33CA	**603-P6KE33CA**	A	DO-204AC	31.40	34.70	1	28.20	5	13.20	45.7	.60	.49	.44
♦ SMBJ33CA	**333-SMBJ33CA**	B	DO-214AA	36.70	42.20	1	33.00	5	11.30	53.3	1.06	.87	.78
P6KE36A	**603-P6KE36A**	A	DO-204AC	34.20	37.80	1	30.80	5	12.00	49.9	.51	.42	.37
P6KE36CA	**511-P6KE36CA**	A	CB417	34.20	37.80	1	30.80	5	12.00	49.9	.37	.30	.27
P6KE39A	**603-P6KE39A**	A	DO-204AC	37.10	41.00	1	33.30	5	11.20	53.9	.51	.42	.37
P6KE39CA	**511-P6KE39CA**	A	CB417	37.10	41.00	1	33.30	5	11.20	53.9	.37	.30	.27
P6KE51A	**603-P6KE51A**	A	DO-204AC	48.50	53.60	1	43.60	5	8.60	70.1	.76	.57	.48
P6KE51CA	**511-P6KE51CA**	A	CB417	48.50	53.60	1	43.60	5	8.60	70.1	.37	.30	.27
P6KE68A	**603-P6KE68A**	A	DO-204AC	64.60	71.40	1	58.10	5	6.50	92.0	.51	.42	.37
P6KE68CA	**333-P6KE68CA**	A	DO-204AC	64.60	71.40	1	58.10	5	6.50	92.0	.76	.57	.48
P6KE100A	**603-P6KE100A**	A	DO-204AC	95.00	105.00	1	85.50	5	4.40	137.0	.76	.57	.48
P6KE100CA	**603-P6KE100CA**	A	DO-204AC	95.00	105.00	1	85.50	5	4.40	137.0	.76	.57	.48
P6KE150A	**333-P6KE150A**	A	DO-204AC	143.00	158.00	1	128.00	5	2.90	207.0	.58	.48	.43
P6KE150A	**603-P6KE150A**	A	DO-204AC	143.00	158.00	1	128.00	5	2.90	207.0	.58	.48	.43
P6KE200A	**333-P6KE200A**	A	DO-204AC	190.00	210.00	1	171.00	5	2.20	274.0	.51	.42	.37
P6KE200A	**603-P6KE200A**	A	DO-204AC	190.00	210.00	1	171.00	5	2.20	274.0	.51	.42	.37
P6KE200CA	**333-P6KE200CA**	A	DO-204AC	190.00	210.00	1	171.00	5	2.20	274.0	.69	.57	.51
P6KE200CA	**603-P6KE200CA**	A	DO-204AC	190.00	210.00	1	171.00	5	2.20	274.0	.69	.57	.51
P6KE220A	**333-P6KE220A**	A	DO-204AC	209.00	231.00	1	185.00	5	1.83	328.0	.76	.57	.48
P6KE220A	**603-P6KE220A**	A	DO-204AC	209.00	231.00	1	185.00	5	1.83	328.0	.76	.57	.48
P6KE220CA	**333-P6KE220CA**	A	DO-204AC	209.00	231.00	1	185.00	5	1.83	328.0	.76	.57	.48
P6KE220CA	**603-P6KE220CA**	A	DO-204AC	209.00	231.00	1	185.00	5	1.83	328.0	.76	.57	.48
1500 Watt													
1.5KE6.8A	**333-1.5KE6.8A**	C	DO-201AD	6.45	7.14	10	5.80	1000	143.00	10.5	1.22	.92	.73
1.5KE6.8CA	**333-1.5KE6.8CA**	C	DO-201AD	6.45	7.14	10	5.80	1000	143.00	10.5	1.22	.92	.73
1.5KE7.5CA	**333-1.5KE7.5CA**	C	DO-201AD	7.13	7.88	10	6.40	500	132.00	11.3	1.22	.92	.73
1.5KE8.2A	**333-1.5KE8.2A**	C	DO-201AD	7.79	8.00	10	7.02	200	124.00	12.1	1.22	.92	.73
1.5KE8.2CA	**333-1.5KE8.2CA**	C	DO-201AD	7.79	8.00	10	7.02	200	124.00	12.1	1.22	.92	.73
1.5KE9.1A	**333-1.5KE9.1A**	C	DO-201AD	8.65	9.55	1	7.78	50	112.00	13.4	1.22	.92	.73
1.5KE10A	**333-1.5KE10A**	C	DO-201AD	9.50	10.50	1	8.55	10	103.00	14.5	1.15	.86	.72
1.5KE10CA	**610-1.5CE10CA**	C	DO-201	9.50	10.50	1	8.55	10	103.00	14.5	1.15	.86	.72
1.5KE12A	**603-1.5KE12A**	C	DO-201AD	11.40	12.60	1	10.20	5	90.00	16.7	1.15	.86	.72
1.5KE12CA	**610-1.5CE12CA**	C	DO-201	11.40	12.60	1	10.20	5	90.00	16.7	1.15	.86	.72
1.5KE13A	**603-1.5KE13A**	C	DO-201AD	12.40	13.70	1	11.10	5	82.00	18.2	1.15	.86	.72
1.5KE13CA	**610-1.5CE13CA**	C	DO-201	12.40	13.70	1	11.10	5	82.00	18.2	1.15	.86	.72
1.5KE15A	**603-1.5KE15A**	C	DO-201AD	14.30	15.80	1	12.80	5	71.00	21.2	1.15	.86	.72
1.5KE18A	**603-1.5KE18A**	C	DO-201AD	17.10	18.90	1	15.30	5	59.50	25.5	1.15	.86	.72
1.5KE18CA	**603-1.5KE18CA**	C	DO-201AD	17.10	18.90	1	15.30	5	59.50	25.5	1.15	.86	.72
1.5KE20A	**603-1.5KE20A**	C	DO-201AD	19.00	21.00	1	17.10	5	54.00	27.7	1.15	.86	.72
1.5KE20CA	**610-1.5CE20CA**	C	DO-201	19.00	21.00	1	17.10	5	54.00	27.7	1.15	.86	.72
1.5KE24A	**603-1.5KE24A**	C	DO-201AD	22.80	25.20	1	20.50	5	45.00	33.2	1.15	.86	.72
1.5KE24CA	**610-1.5CE24CA**	C	DO-201	22.80	25.20	1	20.50	5	45.00	33.2	1.15	.86	.72
1.5KE27A	**603-1.5KE27A**	C	DO-201AD	25.70	28.40	1	23.10	5	40.00	37.5	1.15	.86	.72
1.5KE27CA	**610-1.5CE27CA**	C	DO-201	25.70	28.40	1	23.10	5	40.00	37.5	1.15	.86	.72
1.5KE30A	**603-1.5KE30A**	C	DO-201AD	28.50	31.50	1	25.60	5	36.00	41.4	1.15	.86	.72
1.5KE30CA	**603-1.5KE30CA**	C	DO-201AD	28.50	31.50	1	25.60	5	36.00	41.4	1.15	.86	.72
1.5KE33A	**603-1.5KE33A**	C	DO-201AD	31.40	34.70	1	28.20	5	33.00	45.7	1.15	.86	.72
1.5KE33CA	**603-1.5KE33CA**	C	DO-201AD	31.40	34.70	1	28.20	5	33.00	45.7	1.15	.86	.72
1.5KE36A	**603-1.5KE36A**	C	DO-201AD	34.20	37.80	1	30.80	5	30.00	49.9	1.15	.86	.72
1.5KE36CA	**603-1.5KE36CA**	C	DO-201AD	34.20	37.80	1	30.80	5	30.00	49.9	1.15	.86	.72
1.5KE39A	**603-1.5KE39A**	C	DO-201AD	37.10	41.00	1	33.30	5	28.00	53.9	1.15	.86	.72
1.5KE39CA	**610-1.5CE39CA**	C	DO-201	37.10	41.00	1	33.30	5	28.00	53.9	1.15	.86	.72
1.5KE51A	**603-1.5KE51A**	C	DO-201AD	48.50	53.60	1	43.60	5	21.40	70.1	1.15	.86	.72
1.5KE51CA	**610-1.5CE51CA**	C	DO-201	48.50	53.60	1	43.60	5	21.40	70.0	1.15	.86	.72
1.5KE68A	**603-1.5KE68A**	C	DO-201AD	64.60	71.40	1	58.10	5	16.30	92.0	1.15	.86	.72
1.5KE68CA	**610-1.5CE68CA**	C	DO-201	64.60	71.40	1	58.10	5	16.30	92.0	1.15	.86	.72
1.5KE100A	**333-1.5KE100A**	C	DO-201AD	95.00	105.00	1	85.50	5	11.00	137.0	1.15	.86	.72
1.5KE100A	**603-1.5KE100A**	C	DO-201AD	95.00	105.00	1	85.50	5	11.00	137.0	1.15	.86	.72
1.5KE100CA	**610-1.5CE100CA**	C	DO-201	95.00	105.00	1	85.50	5	11.00	137.0	1.15	.86	.72
1.5KE150A	**603-1.5KE150A**	C	DO-201AD	143.00	158.00	1	128.00	5	7.20	207.0	1.15	.86	.72
1.5KE150CA	**333-1.5KE150CA**	C	DO-201AD	143.00	158.00	1	128.00	5	7.20	207.0	1.15	.86	.72
1.5KE150CA	**603-1.5KE150CA**	C	DO-201AD	143.00	158.00	1	128.00	5	7.20	207.0	1.15	.86	.72
1.5KE200A	**610-1.5CE200A**	C	DO-201AD	190.00	210.00	1	171.00	5	5.50	274.0	1.15	.86	.72
1.5KE200CA	**603-1.5KE200CA**	C	DO-201AD	190.00	210.00	1	171.00	5	5.50	274.0	1.15	.86	.72
1.5KE220A	**333-1.5KE220A**	C	DO-201AD	209.00	231.00	1	185.00	5	4.60	328.0	1.15	.86	.72
1.5KE220A	**603-1.5KE220A**	C	DO-201AD	209.00	231.00	1	185.00	5	4.60	328.0	1.15	.86	.72
1.5KE220CA	**603-1.5KE220CA**	C	DO-201AD	209.00	231.00	1	185.00	5	4.60	328.0	1.15	.86	.72

Zener Diodes

SURFACE MOUNT DEVICES

Zener Volts	MOUSER STOCK NO. Case and Power Rating						
	SOT-23	SOT-23	SOT-23	SOT-23	LL-34	SM-1	PSM
	200mW	200mW	300mW	400mW	500mW	1W	1W
2.0	- - - - - - -	- - - - - - -	- - - - - - -	- - - - - - -	- - - - - - -	- - - - - - -	592-PTZ252.0
2.2	- - - - - - -	- - - - - - -	- - - - - - -	- - - - - - -	- - - - - - -	- - - - - - -	592-PTZ252.2
2.4	- - - - - - -	583-UZM5221B	- - - - - - -	592-RSZ5221B	- - - - - - -	- - - - - - -	592-PTZ252.4
2.5	- - - - - - -	583-UZM5222B	- - - - - - -	592-RSZ5222B	- - - - - - -	- - - - - - -	- - - - - - -
2.7	- - - - - - -	583-UZM5223B	- - - - - - -	592-RSZ5223B	- - - - - - -	- - - - - - -	592-PTZ252.7
2.8	- - - - - - -	583-UZM5224B	- - - - - - -	592-RSZ5224B	- - - - - - -	- - - - - - -	- - - - - - -
3.0	- - - - - - -	583-UZM5225B	- - - - - - -	592-RSZ5225B	- - - - - - -	- - - - - - -	592-PTZ253.0
3.3	- - - - - - -	583-UZM5226B	583-BZX84C3V3	592-RSZ5226B	- - - - - - -	- - - - - - -	592-PTZ253.3
3.6	- - - - - - -	583-UZM5227B	583-BZX84C3V6	592-RSZ5227B	- - - - - - -	- - - - - - -	592-PTZ253.6
3.9	- - - - - - -	583-UZM5228B	583-BZX84C3V9	592-RSZ5228B	- - - - - - -	333-ZM4730A	592-PTZ253.9
4.3	- - - - - - -	583-UZM5229B	583-BZX84C4V3	592-RSZ5229B	- - - - - - -	333-ZM4731A	592-PTZ254.3
4.7	333-Z02W4.7V	583-UZM5230B	583-BZX84C4V7	592-RSZ5230B	592-RLZ5230B	333-ZM4732A	592-PTZ254.7
5.1	333-Z02W5.1V	583-UZM5231B	583-BZX84C5V1	592-RSZ5231B	592-RLZ5231B	333-ZM4733A	592-PTZ255.1
5.6	333-Z02W5.6V	583-UZM5232B	583-BZX84C5V6	592-RSZ5232B	592-RLZ5232B	333-ZM4734A	592-PTZ255.6
6.0	- - - - - - -	583-UZM5233B	- - - - - - -	592-RSZ5233B	592-RLZ5233B	- - - - - - -	- - - - - - -
6.2	- - - - - - -	583-UZM5234B	583-BZX84C6V2	592-RSZ5234B	592-RLZ5234B	333-ZM4735A	592-PTZ256.2
6.8	333-Z02W6.8V	583-UZM5235B	583-BZX84C6V8	592-RSZ5235B	592-RLZ5235B	610-CLL4736A	592-PTZ256.8
7.5	- - - - - - -	583-UZM5236B	583-BZX84C7V5	592-RSZ5236B	592-RLZ5236B	333-ZM4737A	592-PTZ257.5
8.2	333-Z02W8.2V	583-UZM5237B	583-BZX84C8V2	592-RSZ5237B	592-RLZ5237B	333-ZM4738A	592-PTZ258.2
8.7	- - - - - - -	583-UZM5238B	- - - - - - -	592-RSZ5238B	592-RLZ5238B	- - - - - - -	- - - - - - -
9.1	333-Z02W9.1V	583-UZM5239B	583-BZX84C9V1	592-RSZ5239B	592-RLZ5239B	333-ZM4739A	592-PTZ259.1
10.0	333-Z02W10V	583-UZM5240B	583-BZX84C10	592-RSZ5240B	592-RLZ5240B	333-ZM4740A	592-PTZ2510
11.0	333-Z02W11V	583-UZM5241B	583-BZX84C11	592-RSZ5241B	592-RLZ5241B	333-ZM4741A	592-PTZ2511
12.0	333-Z02W12V	583-UZM5242B	583-BZX84C12	592-RSZ5242B	592-RLZ5242B	333-ZM4742A	592-PTZ2512
13.0	333-Z02W13V	583-UZM5243B	583-BZX84C13	592-RSZ5243B	592-RLZ5243B	333-ZM4743A	592-PTZ2513
14.0	- - - - - - -	583-UZM5244B	- - - - - - -	592-RSZ5244B	592-RLZ5244B	- - - - - - -	- - - - - - -
15.0	333-Z02W15V	583-UZM5245B	583-BZX84C15	592-RSZ5245B	592-RLZ5245B	333-ZM4744A	592-PTZ2515
16.0	333-Z02W16V	583-UZM5246B	583-BZX84C16	592-RSZ5246B	592-RLZ5246B	333-ZM4745A	592-PTZ2516
17.0	- - - - - - -	583-UZM5247B	- - - - - - -	592-RSZ5247B	592-RLZ5247B	- - - - - - -	- - - - - - -
18.0	- - - - - - -	583-UZM5248B	583-BZX84C18	592-RSZ5248B	592-RLZ5248B	333-ZM4746A	592-PTZ2518
19.0	- - - - - - -	583-UZM5249B	- - - - - - -	592-RSZ5249B	592-RLZ5249B	- - - - - - -	- - - - - - -
20.0	333-Z02W20V	583-UZM5250B	583-BZX84C20	592-RSZ5250B	592-RLZ5250B	333-ZM4747A	592-PTZ2520
22.0	333-Z02W22V	583-UZM5251B	583-BZX84C22	592-RSZ5251B	592-RLZ5251B	333-ZM4748A	592-PTZ2522
24.0	- - - - - - -	583-UZM5252B	583-BZX84C24	592-RSZ5252B	592-RLZ5252B	333-ZM4749A	592-PTZ2524
25.0	- - - - - - -	583-UZM5253B	- - - - - - -	592-RSZ5253B	592-RLZ5253B	- - - - - - -	- - - - - - -
27.0	- - - - - - -	583-UZM5254B	583-BZX84C27	592-RSZ5254B	592-RLZ5254B	333-ZM4750A	592-PTZ2527
28.0	- - - - - - -	583-UZM5255B	- - - - - - -	592-RSZ5255B	- - - - - - -	- - - - - - -	- - - - - - -
30.0	- - - - - - -	583-UZM5256B	583-BZX84C30	592-RSZ5256B	- - - - - - -	333-ZM4751A	592-PTZ2530
33.0	- - - - - - -	583-UZM5257B	583-BZX84C33	592-RSZ5257B	- - - - - - -	333-ZM4752A	592-PTZ2533
36.0	- - - - - - -	583-UZM5258B	583-BZX84C36	592-RSZ5258B	- - - - - - -	- - - - - - -	592-PTZ2536
39.0	- - - - - - -	583-UZM5259B	583-BZX84C39	- - - - - - -	- - - - - - -	- - - - - - -	592-PTZ2539
43.0	- - - - - - -	583-UZM5260B	583-BZX84C43	- - - - - - -	- - - - - - -	- - - - - - -	592-PTZ2543
47.0	- - - - - - -	583-UZM5261B	583-BZX84C47	- - - - - - -	- - - - - - -	- - - - - - -	- - - - - - -

Manufacturer	Prefix
Central Semiconductor	610
EIC Semiconductor	603
EXL Semiconductor	333
Rectron	583
Rohm	592

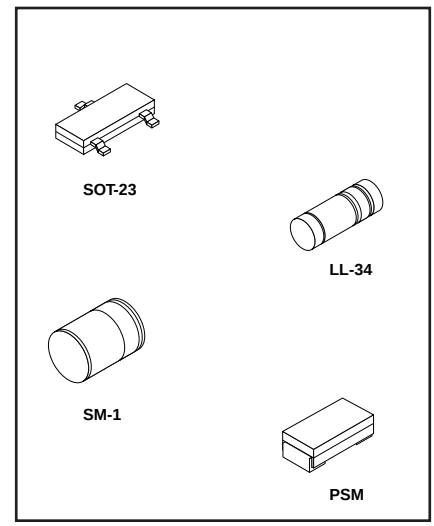

For quantities greater than listed, call for quote.

MOUSER STOCK NO.	Price Each			
	1	100	500	1000
333-Z02W Series	0.25	0.17	0.15	0.09
583-UZM5200 Series	0.30	0.23	0.17	0.13
583-BZX84C Series	0.33	0.25	0.19	0.14
592-RSZ5200 Series	0.27	0.16	0.14	0.10
592-RLZ5200 Series	0.22	0.13	0.12	0.08
333-ZM4700 Series	0.36	0.29	0.23	0.18
592-PTZ2500 Series	0.87	0.51	0.45	0.32
610-CLL4700 Seires	0.36	0.29	0.23	0.18

AXIAL LEADS

Zener Volts	MOUSER STOCK NO. Case and Power Rating						
	DO-35	DO-35	DO-35	DO-35		DO-41	DO-201AE
	400mW	400mW	400mW	500mW		1W	5W
3.3	610-1N746A	- - - - - -	- - - - - -	583-1N5226B	- - - - - -	583-1N4728A	- - - - - -
3.6	583-1N747A	- - - - - -	- - - - - -	583-1N5227B	- - - - - -	583-1N4729A	610-1N5334B
3.9	610-1N748A	- - - - - -	- - - - - -	583-1N5228B	- - - - - -	583-1N4730A	610-1N5335B
4.3	610-1N749A	- - - - - -	- - - - - -	583-1N5229B	- - - - - -	583-1N4731A	333-1N5336B
4.7	610-1N750A	- - - - - -	- - - - - -	583-1N5230B	- - - - - -	583-1N4732A	610-1N5337B
5.1	610-1N751A	- - - - - -	- - - - - -	583-1N5231B	- - - - - -	583-1N4733A	- - - - - -
5.6	610-1N752A	- - - - - -	- - - - - -	583-1N5232B	- - - - - -	583-1N4734A	610-1N5339B
6.0	610-1N753A	- - - - - -	- - - - - -	583-1N5233B	- - - - - -	- - - - - -	610-1N5340B
6.2	- - - - - -	- - - - - -	- - - - - -	583-1N5234B	- - - - - -	583-1N4735A	610-1N5341B
6.8	610-1N754A	- - - - - -	- - - - - -	583-1N5235B	- - - - - -	583-1N4736A	610-1N5342B
7.5	610-1N755A	- - - - - -	- - - - - -	583-1N5236B	- - - - - -	583-1N4737A	610-1N5343B
8.2	583-1N756A	592-1N756A	592-1N959B	583-1N5237B	592-1N5237B	583-1N4738A	- - - - - -
8.7	- - - - - -	- - - - - -	- - - - - -	583-1N5238B	- - - - - -	- - - - - -	333-1N5345B
9.1	610-1N757A	- - - - - -	- - - - - -	583-1N5239B	- - - - - -	583-1N4739A	610-1N5346B
10.0	610-1N758A	- - - - - -	- - - - - -	583-1N5240B	- - - - - -	583-1N4740A	610-1N5347B
11.0	- - - - - -	- - - - - -	- - - - - -	583-1N5241B	- - - - - -	583-1N4741A	- - - - - -
12.0	610-1N759A	- - - - - -	592-1N963B	583-1N5242B	- - - - - -	583-1N4742A	603-1N5349B
13.0	- - - - - -	- - - - - -	- - - - - -	583-1N5243B	- - - - - -	583-1N4743A	603-1N5350B
14.0	- - - - - -	- - - - - -	- - - - - -	583-1N5244B	- - - - - -	- - - - - -	- - - - - -
15.0	- - - - - -	- - - - - -	- - - - - -	583-1N5245B	- - - - - -	583-1N4744A	603-1N5352B
16.0	- - - - - -	- - - - - -	592-1N966B	583-1N5246B	- - - - - -	583-1N4745A	603-1N5353B
17.0	- - - - - -	- - - - - -	- - - - - -	583-1N5247B	- - - - - -	- - - - - -	610-1N5354B
18.0	- - - - - -	- - - - - -	592-1N967B	583-1N5248B	- - - - - -	583-1N4746A	603-1N5355B
19.0	- - - - - -	- - - - - -	- - - - - -	583-1N5249B	- - - - - -	- - - - - -	603-1N5356B
20.0	- - - - - -	- - - - - -	- - - - - -	583-1N5250B	592-1N5250B	583-1N4747A	610-1N5357B
22.0	- - - - - -	- - - - - -	592-1N969B	583-1N5251B	592-1N5251B	583-1N4748A	603-1N5358B
24.0	- - - - - -	- - - - - -	592-1N970B	583-1N5252B	592-1N5252B	583-1N4749A	603-1N5359B
25.0	- - - - - -	- - - - - -	- - - - - -	583-1N5253B	- - - - - -	- - - - - -	610-1N5360B
27.0	- - - - - -	- - - - - -	- - - - - -	583-1N5254B	- - - - - -	583-1N4750A	603-1N5361B
28.0	- - - - - -	- - - - - -	- - - - - -	583-1N5255B	- - - - - -	- - - - - -	- - - - - -
30.0	- - - - - -	- - - - - -	592-1N972B	583-1N5256B	- - - - - -	583-1N4751A	- - - - - -
33.0	- - - - - -	- - - - - -	- - - - - -	583-1N5257B	- - - - - -	583-1N4752A	- - - - - -
36.0	- - - - - -	- - - - - -	- - - - - -	583-1N5258B	- - - - - -	583-1N4753A	- - - - - -
39.0	- - - - - -	- - - - - -	- - - - - -	583-1N5259B	- - - - - -	583-1N4754A	- - - - - -
43.0	- - - - - -	- - - - - -	- - - - - -	583-1N5260B	- - - - - -	583-1N4755A	- - - - - -
47.0	- - - - - -	- - - - - -	- - - - - -	583-1N5261B	- - - - - -	583-1N4756A	- - - - - -
51.0	- - - - - -	- - - - - -	- - - - - -	583-1N5262B	- - - - - -	583-1N4757A	- - - - - -
56.0	- - - - - -	- - - - - -	- - - - - -	583-1N5263B	- - - - - -	- - - - - -	- - - - - -

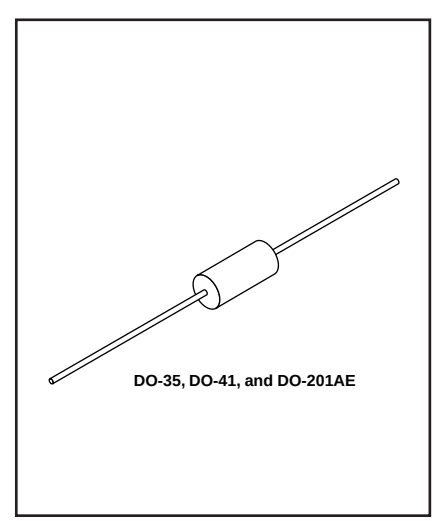

For quantities greater than listed, call for quote.

MOUSER STOCK NO.	Price Each			
	1	100	500	1000
583-1N700 Series	0.18	0.14	0.10	.077
592-1N700 Series	0.15	0.10	0.065	.056
610-1N700 Series	0.18	0.14	0.10	.077
592-1N900 Series	0.15	0.10	0.065	.056
583-1N5200 Series	0.18	0.14	0.10	.077
592-1N5200 Series	0.19	0.14	0.11	.08
583-1N4700 Series	0.29	0.22	0.17	.13
333-1N5300 Series	0.52	0.47	0.42	.38
603-1N5300 Series	0.52	0.47	0.42	.38
610-1N5300 Series	0.52	0.47	0.42	.38

Signal Diodes and Rectifiers

Manufacturer	Prefix
AVG Semiconductor	605
Central Semiconductor	610
EIC Semiconductor	603
EXL Semiconductor	333

Manufacturer	Prefix
Harris Semiconductor	570
Rectron	583
Rohm	592

♦ Surface Mount Device

For quantities greater than listed, call for quote.

MOUSER NO. Mfr.	Industry No.	Case Style	Description	Price Each 1-99
610 -	1N34A	DO-7	Germanium Diode	0.34
610 -	1N60	DO-7	Germanium Diode	0.30
610 -	1N270	DO-7	Germanium Diode	0.35
♦ 333 -	MMBD914	SOT-23	SMD Signal Diode	0.32
610 -	1N914	DO-35	Si Signal Diode	0.12
583 -	1N914B	DO-35	Si Signal Diode	0.07
♦ 583 -	SD914	SOT-23	SMD Signal Diode	0.33
584 -	1N1183	DO-5	35 Amp 50V	2.71
584 -	1N1183A	DO-5	40 Amp 50V	2.98
584 -	1N1184	DO-5	35 Amp 100V	4.72
584 -	1N1184A	DO-5	40 Amp 100V	3.09
584 -	1N1186	DO-5	35 Amp 200V	2.91
584 -	1N1186A	DO-5	40 Amp 200V	4.86
584 -	1N1187	DO-5	35 Amp 300V	3.46
584 -	1N1187A	DO-5	40 Amp 300V	4.43
584 -	1N1188	DO-5	35 Amp 400V	3.62
584 -	1N1188A	DO-5	40 Amp 400V	4.34
584 -	1N1189	DO-5	35 Amp 500V	3.96
584 -	1N1190	DO-5	35 Amp 600V	4.75
584 -	1N1190A	DO-5	40 Amp 600V	4.75
584 -	1N1199A	DO-4	12 Amp 50V	2.59
584 -	1N1200A	DO-4	12 Amp 100V	2.59
584 -	1N1202A	DO-4	12 Amp 200V	2.59
584 -	1N1204A	DO-4	12 Amp 400V	2.62
584 -	1N1206A	DO-4	12 Amp 600V	2.89
584 -	1N1206RA	DO-4	12 Amp 600V	2.89
584 -	1N2129A	DO-5	60 Amp 100V	5.87
584 -	1N2131A	DO-5	60 Amp 200V	5.92
584 -	1N2135A	DO-5	60 Amp 400V	7.46
584 -	1N2138A	DO-5	60 Amp 600V	8.09
592 -	1N3064	DO-35	Si Signal Diode	0.12
584 -	1N3208	DO-5	15 Amp 50V	4.72
584 -	1N3209	DO-5	15 Amp 100V	4.72
584 -	1N3210	DO-5	15 Amp 200V	4.72
584 -	1N3212	DO-5	15 Amp 400V	3.34
584 -	1N3212R	DO-5	15 Amp 400V	3.34
570 -	1N3213	DO-5	15 Amp 500V	3.62
584 -	1N3213	DO-5	15 Amp 500V	3.62
584 -	1N3214	DO-5	15 Amp 600V	4.18
610 -	1N3600	DO-35	Signal Diode	0.12
592 -	1N3604	DO-35	Signal Diode	0.12
592 -	1N3605	DO-35	Signal Diode	0.12
584 -	1N3671A	DO-4	12 Amp 800V	4.66
584 -	1N3673A	DO-4	12 Amp 1000V	4.86
584 -	1N3673RA	DO-4	12 Amp 1000V	4.86
584 -	1N3766	DO-5	35 Amp 800V	7.80
♦ 592 -	RLR4001	LL-41	SMD 1A 50 PRV	0.25
♦ 592 -	RLR4002	LL-41	SMD 1A 100 PRV	0.25
♦ 592 -	RLR4003	LL-41	1 Amp 200 PRV	0.25
♦ 592 -	RLR4004	LL-41	SMD 1Amp 400 PRV	0.25
333 -	1N4148	DO-35	Si Signal Diode	0.14
583 -	1N4148	DO-35	Si Signal Diode	0.07
♦ 583 -	BAS16	SOT-23	SMD Signal Diode	0.33
605 -	1N4148	DO-35	Si Signal Diode	0.09
♦ 333 -	MMBD4148	SOT-23	SMD Signal Diode	0.33
♦ 592 -	RLS4148	LL-34	SMD Signal Diode	0.14
610 -	1N4150	DO-35	Si Signal Diode	0.12
♦ 592 -	RLS4150	LL-34	Si Signal Diode	0.14
583 -	1N4151	DO-35	Si Signal Diode	0.07
610 -	1N4152	DO-35	Si Signal Diode	0.14
592 -	1N4153	DO-35	Si Signal Diode	0.12
♦ 592 -	RLS4153	LL-34	SMD Signal Diode	0.14
592 -	1N4154	DO-35	Si Signal Diode	0.12
583 -	1N4448	DO-35	Si Signal Diode	0.07
♦ 333 -	MMBD4448	SOT-23	SMD Signal Diode	0.33
♦ 592 -	RLS4448	LL-34	SMD Signal Diode	0.14
583 -	1N4454	DO-35	Si Signal Diode	0.07
592 -	1N4454	DO-35	Si Signal Diode	0.12
592 -	1N4531	DO-34	Switching Diode	0.12
592 -	1N4533	DO-34	Switching Diode	0.12
592 -	1N4534	DO-34	Switching Diode	0.12
♦ 592 -	RLS4606	LL-34	SMD Signal Diode	0.14
603 -	1N4933	DO-41	1.0A 50V Rectifier	0.13
570 -	1N5061	DO-204AP	1 Amp 600V	0.37
570 -	1N5062	DO-204AP	1 Amp 800V	0.46
333 -	1N5283	DO-35	.22mA Current Reg	4.29
333 -	1N5284	DO-35	.24mA Current Reg	4.29
333 -	1N5285	DO-35	.27mA Current Reg	4.29
333 -	1N5286	DO-35	.30mA Current Reg	4.29
333 -	1N5288	DO-35	.39mA Current Reg	4.29
333 -	1N5289	DO-35	.43mA Current Reg	4.29
333 -	1N5290	DO-35	.47mA Current Reg	4.29
333 -	1N5291	DO-35	.56mA Current Reg	4.29
333 -	1N5292	DO-35	.62mA Current Reg	4.29
333 -	1N5293	DO-35	.68mA Current Reg	4.29
333 -	1N5294	DO-35	.75mA Current Reg	4.29
333 -	1N5295	DO-35	.82mA Current Reg	4.29
333 -	1N5296	DO-35	.91mA Current Reg	4.29
610 -	1N5297	DO-35	1.0mA Current Reg	4.29

For quantities greater than listed, call for quote.

MOUSER NO. Mfr.	Industry No.	Case Style	Description	Price Each 1-99
333 -	1N5298	DO-35	1.1mA Current Reg	4.29
333 -	1N5299	DO-35	1.2mA Current Reg	4.29
333 -	1N5300	DO-35	1.3mA Current Reg	4.29
333 -	1N5301	DO-35	1.4mA Current Reg	4.29
610 -	1N5303	DO-35	1.6mA Current Reg	4.29
333 -	1N5304	DO-35	1.8mA Current Reg	4.29
333 -	1N5305	DO-35	2.0mA Current Reg	4.29
333 -	1N5306	DO-35	2.2mA Current Reg	4.29
333 -	1N5307	DO-35	2.4mA Current Reg	4.29
333 -	1N5308	DO-35	2.7mA Current Reg	4.29
333 -	1N5309	DO-35	3.0mA Current Reg	4.29
333 -	1N5310	DO-35	3.3mA Current Reg	4.29
333 -	1N5311	DO-35	3.6mA Current Reg	4.29
333 -	1N5312	DO-35	3.9mA Current Reg	4.29
610 -	1N5313	DO-35	4.3mA Current Reg	4.29
333 -	1N5314	DO-35	4.7mA Current Reg	4.29
603 -	1N5391	DO-41	1.5A 50V Rectifier	0.13
603 -	1N5392	DO-41	1.5A 100V Rectifier	0.13
603 -	1N5393	DO-41	1.5A 200V Rectifier	0.13
603 -	1N5394	DO-41	1.5A 300V Rectifier	0.14
603 -	1N5396	DO-41	1.5A 500V Rectifier	0.17
603 -	1N5398	DO-41	1.5A 800V Rectifier	0.20
603 -	1N5400	DO-41	3A 50V Rectifier	0.25
603 -	1N5401	DO-41	3A 100V Rectifier	0.25
603 -	1N5404	DO-41	3A 400V Rectifier	0.27
603 -	1N5406	DO-41	3A 600V Rectifier	0.31
603 -	1N5407	DO-41	3A 800V Rectifier	0.31
603 -	1N5408	DO-41	3A 1000V Rectifier	0.35
603 -	1N5409	DO-41	3A 50V Rectifier	0.39
610 -	1N5624	GPR-3A	3 Amp 200V	0.62
610 -	1N5625	GPR-3A	3 Amp 400V	0.64
570 -	1N5626	GE-4	3 Amp 600V	0.84
610 -	1N5627	GPR-3A	3 Amp 800V	0.95
511 -	1N5711	DO-35	15mA 70V Schottky	0.21
333 -	1N5817	DO-41	1 Amp 20V Schottky	0.44
333 -	1N5818	DO-41	1 Amp 30V Schottky	0.46
333 -	1N5819	DO-41	1 Amp 40V Schottky	0.47
333 -	1N5820	DO-201	3 Amp 20V Schottky	0.87
333 -	1N5821	DO-201	3 Amp 30V Schottky	0.91
333 -	1N5822	DO-201	3 Amp 40V Schottky	0.96
511 -	1N6263	DO-35	15mA 60V Schottky	0.25
584 -	16F20	DO-4	16 Amp 200V	4.57
584 -	16F80	DO-4	16 Amp 800V	18.51
584 -	40HF10	DO-5	40 Amp 100V	4.88
584 -	40HF20	DO-5	40 Amp 200V	3.32
584 -	40HF60	DO-5	40 Amp 600V	4.91
584 -	40HF100	DO-5	40 Amp 1000V	7.98
584 -	70HF40	DO-5	70 Amp 400V	7.56
584 -	70HFR40	DO-5	70 Amp 400V	7.56
584 -	150K30A	DO-8	150 Amp 300V	18.40
584 -	150KR60A	DO-8	150 Amp 600V	19.63
570 -	A14P	DO-204AP	1 Amp 1000V	0.51
570 -	A114A	DO-204AP	1 Amp 100V	0.51
570 -	A114B	DO-204AP	1 Amp 200V	0.51
570 -	A115D	GE-3	3 Amp 400V	1.12
570 -	A115M	GE-3	3 Amp 600V	1.27
♦ 511 -	BAR43CFILM	SOT-23	100mA Schottky	0.41
♦ 511 -	BAR43FILM	SOT-23	100mA Schottky	0.37
♦ 511 -	BAR43SFILM	SOT-23	100mA Schottky	0.41
♦ 511 -	BAS16	SOT-23	Silicon Signal	0.33
♦ 511 -	BAS19	SOT-23	Silicon Signal	0.38
♦ 511 -	BAS20	SOT-23	Silicon Signal	0.38
♦ 511 -	BAS21	SOT-23	Silicon Signal	0.38
♦ 511 -	BAS70-04FILM	SOT-23	15mA 70V Schottky	0.55
511 -	BAT42	DO-35	200mA 30V Schottky	0.16
511 -	BAT49	DO-41	500mA 80V Schottky	0.55
511 -	BYT261PIV-400	ISOTOP	2x60A 400V Rect	39.42
♦ 511 -	BYT30P-400	SOD-93	30A 400V Rect	5.93
♦ 511 -	BYT60P-400	SOD-93	60A 400V Rect	9.91
511 -	BYV255V-200	ISOTOP	2x100A 200 Rect	52.19
511 -	BYV54V-200	ISOTOP	2x50A 200V Rect	27.60
511 -	BYW29-200	TO-200AC	8A 200V Rect	0.90
♦ 511 -	BYW4200B	TO-251	4A 200V Rect	1.89
511 -	BYW51-200	TO-200AB	2x10A 200V Rect	1.47
♦ 511 -	BYW99P-200	SOT-93	2x15A 200V Rect	5.11
511 -	BYW99W-200	TO-247	2x15A 200V Rect	5.52
♦ 592 -	DA106K	SOT-23	Single Diode Array	0.42
♦ 592 -	DA112	SOT-323	Single Diode Array	0.26
♦ 592 -	DA113	SOT-323	Single Diode Array	0.26
♦ 592 -	DA114	SOT-323	Single Diode Array	0.26
♦ 592 -	DA115	SOT-323	Single Diode Array	0.26
♦ 592 -	DA116	SOT-23	Single Diode Array	0.20
♦ 592 -	DA118	SOT-23	Single Diode Array	0.20
♦ 592 -	DA119	SOT-23	Single Diode Array	0.20
♦ 592 -	DA120	EM3	Single Diode Array	0.26
♦ 592 -	DA121	EM3	Single Diode Array	0.26
♦ 592 -	DA204K	SOT-23	Dual Diode Array	0.26
♦ 592 -	DA204U	SOT-323	Dual Diode Array	0.39
♦ 592 -	DA223K	SOT-23	Dual Diode Array	0.26

For quantities greater than listed, call for quote.

MOUSER NO. Mfr.	Industry No.	Case Style	Description	Price Each 1-99
♦ 592 -	DAN202C	SOT-23	Dual Diode Array	0.19
♦ 592 -	DAN202K	SOT-23	Dual Diode Array	0.20
♦ 592 -	DAN202U	SOT-323	Dual Diode Array	0.27
♦ 592 -	DAN212C	SOT-23	Single Diode Array	0.20
♦ 592 -	DAN212K	SOT-23	Single Diode Array	0.22
♦ 592 -	DAN217	SOT-23	Dual Diode Array	0.23
♦ 592 -	DAN217C	SOT-23	Dual Diode Array	0.22
♦ 592 -	DAN235K	SOT-23	Dual Diode Array	0.50
♦ 592 -	DAP202C	SOT-23	Dual Diode Array	0.20
♦ 592 -	DAP202K	SOT-23	Dual Diode Array	0.20
♦ 592 -	DAP202U	SOT-323	Dual Diode Array	0.28
♦ 592 -	DAP236K	SOT-23	Dual Diode Array	0.56
♦ 592 -	DAP236U	SOT-323	Dual Diode Array	0.50
♦ 592 -	RB110C	SOT-89	40V Schottky Barrier	0.75
♦ 592-	RB111C	SOT-23	40V Schottky Barrier	0.82
♦ 592 -	RB400D	SOT-23	20V Schottky Barrier	0.92
♦ 592 -	RB411D	SOT-23	20V Schottky Barrier	0.64
♦ 592 -	RB420D	SOT-23	25V Schottky Barrier	0.50
♦ 592 -	RB421D	SOT-23	20V Schottky Barrier	0.50
♦ 592 -	RB425D	SOT-23	20V Schottky Barrier	0.49
♦ 592 -	RB435C	SOT-89	20V Schottky Barrier	0.91
♦ 592 -	RB705D	SOT-23	25V Schottky Barrier	0.67
♦ 592 -	RLR4001	LL-41	1 Amp 50V 1N4001	0.25
♦ 592 -	RLR4002	LL-41	1 Amp 100V 1N4002	0.25
♦ 592 -	RLR4003	LL-41	1 Amp 200V 1N4003	0.25
♦ 592 -	RLR4004	LL-41	1 Amp 400V 1N4004	0.25
♦ 592-	RLS73	LL-34	110mA 40V Switch	0.16
♦ 592 -	RLS92	LL-34	200mA 65V Switch	0.15
♦ 592-	RLS93	LL-34	200mA 55V Switch	0.15
♦ 592-	RLS94	LL-34	200mA 40V Switch	0.15
♦ 592 -	RLS135	LL-34	100mA 35V Switch	0.20
♦ 592 -	RLS139	LL-34	130mA 80V Switch	0.14
♦ 592-	RLS140	LL-34	120mA 55V Switch	0.14
♦ 592-	RLS141	LL-34	110mA 40V Switch	0.14
♦ 592 -	RLS245	LL-34	200mA 220V Switch	0.14
♦ 592 -	RLS4148	LL-34	150mA 75V Switch	0.14
♦ 592 -	RLS4150	LL-34	200mA 50V Switch	0.14
♦ 592 -	RLS4153	LL-34	150mA 50V Switch	0.14
♦ 592 -	RLS4448	LL-34	150mA 75V Switch	0.14
♦ 592 -	RLS4606	LL-34	200mA 70V Switch	0.14
♦ 511 -	SMBYW01-200	SOD-6	1A 200V Fast Recv	0.67
♦ 511 -	SMBYW02-200	SOD-6	2A 200V Fast Recv	0.69
♦ 511 -	STPR1020CB	TO-251	2x4A 200V Fast Rec	1.08
511 -	STPR1020CT	TO-220	2X5A 200V Rect	1.13
♦ 511 -	STPR1620CG	TO-251	2x8A 200V Rect	1.72
511 -	STPR1620CT	TO-220	2x8A 200V Rect	1.50
511 -	STPS10L25D	TO-220AC	10A 25V Schottky	2.21
♦ 511 -	STPS1100U	SOD-6	1.5A 100V Schottky	0.78
♦ 511 -	STPS125U	SOD-6	1A 25V Schottky	0.70
♦ 511 -	STPS140U	SOD-6	1A 40V Schottky	0.70
♦ 511 -	STPS1545CG	TO-251	2x7.5A 45V Schottky	1.64
511 -	STPS1545CT	TO-220	2x7.5A 45V Schottky	2.00
511 -	STPS15L25D	TO-220AC	15A 25V Schottky	1.99
♦ 511 -	STPS160U	SOD-6	1A 60V Schottky	0.58
♦ 511 -	STPS20100CG	TO-251	2x10A 100V Schottky	3.42
511 -	STPS20100CT	TO-220AB	2x10A 100V Schottky	2.88
♦ 511 -	STPS2045CG	TO-251	2x10A 45V Schottky	2.06
511 -	STPS2045CT	TO-220	2x10A 45V Schottky	2.30
511 -	STPS20L15D	TO-220AC	20A 15V Schottky	2.37
♦ 511 -	STPS20L25CG	TO-251	2x10A 25V Schottky	3.09
511 -	STPS20L25CT	TO-220AB	2x10A 25V Schottky	2.85
♦ 511 -	STPS3045CG	TO-251	2x15A 45V Schottky	2.81
511 -	STPS3045CP	SOT-93	2x15A 45V Schottky	2.90
511 -	STPS3045CT	TO-220	2x15A 45V Schottky	2.55
511 -	STPS3045CW	TO-247	2x15A 45V Schottky	3.43
511 -	STPS30L40CW	TO-247	2x15A 40V Schottky	4.28
511 -	STPS3100B	TO-251	3A 100V Schottky	0.94
♦ 511 -	STPS340B	TO-251	15mA 70V Schottky	1.56
♦ 511 -	STPS340U	SOD-6	3A 40V Schottky	0.58
♦ 511 -	STPS360B	TO-251	15mA 60V Schottky	1.84
511 -	STPS4045CW	TO-247	2x20A 45V Schottky	2.62
511 -	STPS40L15CW	TO-247	2x20A 15V Schottky	3.86
♦ 511 -	STPS5L25B	TO-251	5A 25V Schottky	1.03
511 -	STPS6045CW	TO-247	2x30A 45V Schottky	5.13
♦ 511 -	STPS6100CB	TO-251	2x3A 100V Schottky	1.91
♦ 511 -	STPS640CB	TO-251	2x3A 40V Schottky	1.79
♦ 511 -	STPS660CB	TO-251	2x6A 60V Schottky	1.79
511 -	STPS745D	TO-220AC	7.5A 45V Schottky	1.29
511 -	STSR220	F-126	2A 200V Rect	0.47
♦ 511 -	STTA106U	SOD-6	1A 600V Hi-V Rect	0.69
511 -	STTA1206D	TO-220AC	12A 600V Rect	1.84
511 -	STTA1206DI	DO-220I	12A 600V Hi-V Rect	2.46
♦ 511 -	STTA1206G	TO-251	12A 600V Rect	2.47
511 -	STTA3006CW	TO-247	2x15A 600V Rect	5.50
♦ 511 -	STTA506B	TO-251	5A 600V Rect	1.66
511 -	STTA806D	TO-220AC	8A 600V Hi-V Rect	1.50
♦ 511 -	STTB106U	SOD-6	1A 600V Hi-V Rect	0.69
♦ 511 -	STTB306B	TO-251	3A 600V Rect	0.75
♦ 511 -	STTB506B	TO-251	5A 600V Rect	1.66

♦Surface Mount Device

SILICON

NEW!

Specifications:

- Operating temp.: -65°C to +175°C
- Storage temp.: -65°C to +175°C

For quantities greater than listed, call for quote.

MOUSER STOCK NO.	Fig.	PRV (V)	IFM (Surge) (A)	Price Each 1	100	500
1.0 Amp						
583-1N4001	A	50	30	.07	.057	.043
583-1N4002	A	100	30	.07	.057	.043
583-1N4003	A	200	30	.08	.059	.044
583-1N4004	A	400	30	.08	.063	.047
583-1N4005	A	600	30	.09	.07	.053
583-1N4006	A	800	30	.10	.076	.057
583-1N4007	A	1000	30	.11	.081	.061
1.5 Amp						
583-1N5391	B	50	50	.16	.12	.087
583-1N5392	B	100	50	.16	.12	.090
583-1N5393	B	200	50	.16	.12	.093
583-1N5394	B	300	50	.17	.13	.10
583-1N5395	B	400	50	.18	.14	.11
583-1N5396	B	500	50	.20	.15	.11
583-1N5397	B	600	50	.21	.16	.12
583-1N5398	B	800	50	.23	.18	.13
583-1N5399	B	1000	50	.26	.20	.15
583-RL151	B	50	60	.16	.12	.090
583-RL152	B	100	60	.17	.13	.10
583-RL153	B	200	60	.18	.14	.10
583-RL154	B	400	60	.19	.14	.11
583-RL155	B	600	60	.21	.16	.12
583-RL156	B	800	60	.23	.18	.13
583-RL157	B	1000	60	.25	.19	.14
2.0 Amp						
583-RL201	B	50	70	.20	.15	.11
583-RL202	B	100	70	.22	.17	.13
583-RL203	B	200	70	.23	.18	.14
583-RL204	B	400	70	.26	.20	.15
583-RL205	B	600	70	.30	.23	.17
583-RL206	B	800	70	.34	.26	.20
583-RL207	B	1000	70	.38	.29	.22
2.5 Amp						
583-RL251	C	50	150	.31	.24	.18
583-RL252	C	100	150	.34	.26	.19
583-RL253	C	200	150	.35	.27	.20
583-RL254	C	400	150	.36	.28	.21
583-RL255	C	600	150	.40	.31	.23
583-RL256	C	800	150	.44	.34	.26
583-RL257	C	1000	150	.53	.41	.30
3.0 Amp						
583-1N5400	D	50	200	.31	.24	.18
583-1N5401	D	100	200	.31	.24	.18
583-1N5402	D	200	200	.31	.24	.18
583-1N5404	D	400	200	.32	.25	.18
583-1N5406	D	600	200	.37	.29	.22
583-1N5407	D	800	200	.37	.29	.22
583-1N5408	D	1000	200	.41	.31	.23
6.0 Amp						
583-6A05	E	50	400	.80	.61	.45
583-6A1	E	100	400	.84	.65	.46
583-6A2	E	200	400	.84	.65	.48
583-6A4	E	400	400	.90	.69	.52
583-6A6	E	600	400	1.07	.83	.62
583-6A8	E	800	400	1.23	.95	.71
583-6A10	E	1000	400	1.48	1.14	.85
8.0 Amp						
583-RL801	F	50	200	3.85	2.96	2.22
583-RL802	F	100	200	3.94	3.03	2.27
583-RL803	F	200	200	4.06	3.12	2.34
583-RL804	F	400	200	4.34	3.34	2.50
583-RL805	F	600	200	4.78	3.68	2.76
583-RL806	F	800	200	5.86	4.51	3.38
16.0 Amp						
583-RL1601C	G	50	200	6.68	5.14	3.85
583-RL1602C	G	100	200	7.06	5.43	4.07
583-RL1603C	G	200	200	7.44	5.72	4.29
583-RL1604C	G	400	200	8.18	6.29	4.72
583-RL1605C	G	600	200	9.54	7.34	5.51
583-RL1606C	G	800	200	10.91	8.39	6.29

HIGH VOLTAGE

NEW!

Specifications:

- Operating temp.: -65°C to +175°C
- Storage temp.: -65°C to +175°C

For quantities greater than listed, call for quote.

.20 Amp						
583-R2000	A	2000	30	.41	.32	.24
.35 Amp						
583-HVM10	H	10000	50	7.31	5.62	4.22
583-HVM14	H	14000	50	9.16	7.05	5.29
583-HVM16	H	16000	50	10.32	7.94	5.95

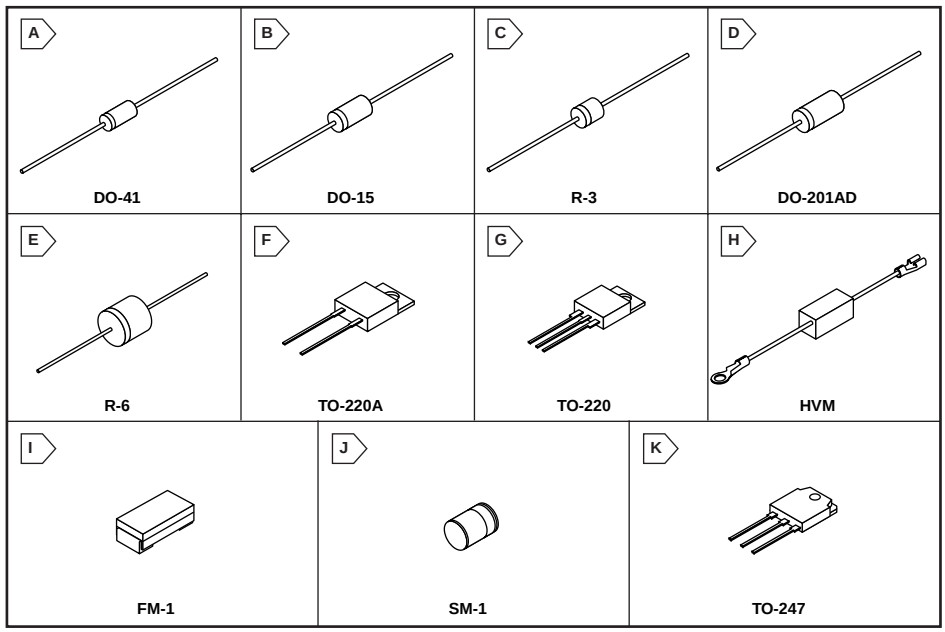

HIGH VOLTAGE (cont.)

Specifications:

- Operating temp.: -65°C to +175°C
- Storage temp.: -65°C to +175°C

For quantities greater than listed, call for quote.

MOUSER STOCK NO.	Fig.	PRV (V)	IFM (Surge) (A)	Price Each 1	100	500
.50 Amp						
583-R1500	A	1500	30	.33	.25	.19
.20 Amp Fast Recovery						
583-R2000F	A	2000	30	.67	.52	.39
.50 Amp Fast Recovery						
583-R1500F	A	1500	30	.54	.41	.31

GLASS PASSIVATED

Specifications:

- Operating temp.: -65°C to +175°C
- Storage temp.: -65°C to +175°C

For quantities greater than listed, call for quote.

	1.0 Amp						
	583-1N4001G	A	50	30	.17	.13	.10
♦	583-FM4001	I	50	30	.32	.25	.19
♦	583-SM4001	J	50	30	.27	.21	.16
	583-1N4002G	A	100	30	.17	.13	.10
♦	583-FM4002	I	100	30	.34	.26	.20
♦	583-SM4002	J	100	30	.30	.23	.17
	583-1N4003G	A	200	30	.19	.14	.11
♦	583-FM4003	I	200	30	.36	.28	.21
♦	583-SM4003	J	200	30	.31	.24	.18
	583-1N4004G	A	400	30	.20	.15	.11
♦	583-FM4004	I	400	30	.38	.30	.22
♦	583-SM4004	J	400	30	.35	.27	.20
	583-1N4005G	A	600	30	.21	.16	.12
♦	583-FM4005	I	600	30	.49	.38	.29
♦	583-SM4005	J	600	30	.38	.29	.22
	583-1N4006G	A	800	30	.25	.19	.14
♦	583-FM4006	I	800	30	.57	.44	.33
♦	583-SM4006	J	800	30	.48	.37	.28
	583-1N4007G	A	1000	30	.29	.23	.17
♦	583-FM4007	I	1000	30	.65	.50	.37
♦	583-SM4007	J	1000	30	.53	.41	.31
	2.0 Amp						
	583-RL201G	B	50	70	.31	.24	.18
	583-RL202G	B	100	70	.35	.27	.20
	583-RL203G	B	200	70	.37	.29	.22
	583-RL204G	B	400	70	.40	.31	.23
	583-RL205G	B	600	70	.46	.36	.27
	583-RL206G	B	800	70	.53	.41	.31
	583-RL207G	B	1000	70	.61	.47	.35
	3.0 Amp						
	583-1N5400G	D	50	200	.66	.51	.38
	583-1N5401G	D	100	200	.69	.53	.40
	583-1N5402G	D	200	200	.73	.57	.42
	583-1N5404G	D	400	200	.79	.61	.46
	583-1N5406G	D	600	200	.85	.66	.49
	583-1N5407G	D	800	200	.89	.69	.52
	583-1N5408G	D	1000	200	.94	.72	.54

HIGH EFFICIENCY

Specifications:

- Operating temperature: -65°C to +150°C
- Storage temperature: -65°C to +150°C

For quantities greater than listed, call for quote.

MOUSER STOCK NO.	Fig.	PRV (V)	IFM (Surge) (A)	Price Each 1	100	500
1.0 Amp						
583-HER101	A	50	30	.27	.21	.16
583-HER102	A	100	30	.31	.24	.18
583-HER103	A	200	30	.34	.26	.19
583-HER104	A	300	30	.38	.29	.22
583-HER105	A	400	30	.46	.35	.26
583-HER106	A	600	30	.53	.41	.31
583-HER107	A	800	30	.66	.51	.38
583-HER108	A	1000	30	.86	.66	.49
2.0 Amp						
583-HER201	B	50	60	.51	.39	.30
583-HER202	B	100	60	.53	.41	.31
583-HER203	B	200	60	.55	.42	.31
583-HER204	B	300	60	.57	.44	.33
583-HER205	B	400	60	.68	.52	.39
583-HER206	B	600	60	.74	.57	.43
583-HER207	B	800	60	.90	.69	.52
583-HER208	B	1000	60	1.03	.79	.59
3.0 Amp						
583-HER301	D	50	200	.72	.55	.42
583-HER302	D	100	200	.78	.60	.45
583-HER303	D	200	200	.86	.66	.50
583-HER304	D	300	200	.94	.72	.54
583-HER305	D	400	200	1.07	.90	.61
583-HER306	D	600	150	1.17	.90	.68
583-HER307	D	800	150	1.29	.99	.74
583-HER308	D	1000	150	1.42	1.09	.81
5.0 Amp						
583-HER501	D	50	200	.99	.76	.57
583-HER502	D	100	200	1.07	.82	.62
583-HER503	D	200	200	1.17	.90	.68
583-HER504	D	300	200	1.27	.98	.74
583-HER505	D	400	200	1.44	1.11	.83
583-HER506	D	600	150	1.60	1.23	.92
583-HER507	D	800	150	1.76	1.35	1.02
583-HER508	D	1000	150	1.91	1.47	1.10
8.0 Amp						
583-HER801	F	50	200	4.82	3.71	2.79
583-HER802	F	100	200	5.23	4.02	3.02
583-HER803	F	200	200	5.63	4.33	3.24
583-HER804	F	300	200	6.03	4.64	3.48
583-HER805	F	400	200	6.80	5.23	3.92
16.0 Amp						
583-HER1601C	G	50	200	6.40	4.92	3.69
583-HER1602C	G	100	200	6.73	5.18	3.89
583-HER1603C	G	200	200	7.09	5.45	4.09
583-HER1604C	G	300	200	7.50	5.77	4.33
583-HER1605C	G	400	200	8.63	6.64	4.98
30.0 Amp						
583-HER3001C	K	50	300	11.36	8.74	6.55
583-HER3002C	K	100	300	11.93	9.18	6.88
583-HER3003C	K	200	300	12.59	9.68	7.26

♦Surface Mount Device

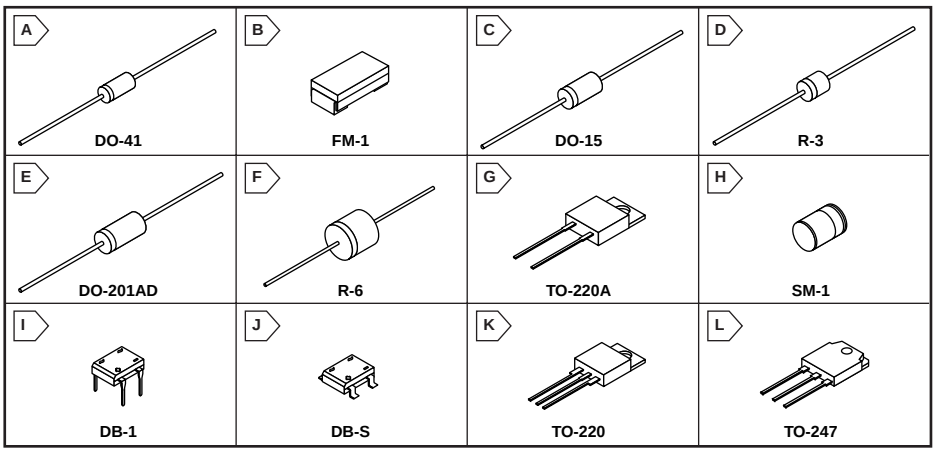

FAST RECOVERY

NEW!

Specifications:

- Operating temp.: -65°C to +150°C
- Storage temp.: -65°C to +150°C

For quantities greater than listed, call for quote.

MOUSER STOCK NO.	Fig.	PRV (V)	Trr (ns)	Price Each 1	100	500
1.0 Amp						
583-FR101	A	50	150	.17	.13	.10
♦ 583-FFM101	B	50	150	.51	.39	.29
583-FR102	A	100	150	.18	.14	.11
♦ 583-FFM102	B	100	150	.54	.42	.31
583-FR103	A	200	150	.20	.15	.11
♦ 583-FFM103	B	200	150	.59	.46	.34
583-FR104	A	400	150	.21	.16	.12
♦ 583-FFM104	B	400	150	.68	.52	.39
583-FR105	A	600	250	.23	.18	.14
♦ 583-FFM105	B	600	250	.78	.60	.45
583-FR106	A	800	500	.29	.22	.16
583-FR107	A	1000	500	.31	.24	.18
583-1N4933	A	50	200	.15	.12	.09
583-1N4934	A	100	200	.17	.13	.10
583-1N4935	A	200	200	.18	.14	.11
583-1N4936	A	400	200	.19	.15	.11
583-1N4937	A	600	200	.21	.17	.12
583-1N4942	A	200	150	.19	.15	.11
583-1N4944	A	400	150	.20	.16	.12
583-1N4946	A	600	250	.21	.17	.12
583-1N4947	A	800	250	.23	.18	.13
583-1N4948	A	1000	500	.29	.22	.17
1.5 Amp						
583-FR151	C	50	150	.23	.18	.13
583-FR152	C	100	150	.25	.19	.14
583-FR153	C	200	150	.27	.21	.15
583-FR154	C	400	150	.29	.22	.17
583-FR155	C	600	250	.32	.24	.18
583-FR156	C	800	500	.35	.27	.20
583-FR157	C	1000	500	.37	.29	.22
2.0 Amp						
583-FR201	C	50	150	.34	.26	.19
583-FR202	C	100	150	.35	.27	.21
583-FR203	C	200	150	.38	.29	.22
583-FR204	C	400	150	.39	.30	.23
583-FR205	C	600	250	.46	.35	.26
583-FR206	C	800	500	.49	.38	.29
583-FR207	C	1000	500	.59	.45	.34
2.5 Amp						
583-FR251	D	50	150	.44	.34	.26
583-FR252	D	100	150	.47	.36	.27
583-FR253	D	200	150	.51	.40	.30
583-FR254	D	400	150	.55	.43	.32
583-FR255	D	600	250	.61	.47	.35
583-FR256	D	800	500	.69	.53	.40
583-FR257	D	1000	500	.79	.61	.46
3.0 Amp						
583-FR301	E	50	150	.49	.38	.28
583-FR302	E	100	150	.52	.40	.30
583-FR303	E	200	150	.55	.43	.32
583-FR304	E	400	150	.59	.45	.34
583-FR305	E	600	250	.64	.50	.37
583-FR306	E	800	500	.73	.56	.42
583-FR307	E	1000	500	.80	.62	.46
6.0 Amp						
583-FR601	F	50	150	1.50	1.16	.87
583-FR602	F	100	150	1.60	1.23	.92
583-FR603	F	200	150	1.69	1.30	.98
583-FR604	F	400	150	1.79	1.38	1.03
583-FR605	F	600	250	1.99	1.53	1.15
583-FR606	F	800	500	2.19	1.69	1.27
583-FR607	F	1000	500	2.41	1.86	1.39

FAST RECOVERY (cont.)

- Operating temp.: -65°C to +150°C
- Storage temp.: -65°C to +150°C

MOUSER STOCK NO.	Fig.	PRV (V)	Trr (ns)	Price Each 1	100	500
8.0 Amp						
583-FR801	G	50	150	4.54	3.49	2.62
583-FR802	G	100	150	4.83	3.72	2.79
583-FR803	G	200	150	5.14	3.95	2.96
583-FR804	G	400	150	5.42	4.17	3.13
583-FR805	G	600	250	6.12	4.71	3.53

FAST RECOVERY, GLASS PASSIVATED

- Operating temp.: -65°C to +150°C
- Storage temp.: -65°C to +150°C

1.0 Amp						
583-FR101G	A	50	150	.31	.24	.18
583-FR102G	A	100	150	.33	.26	.19
583-FR103G	A	200	150	.35	.27	.21
583-FR104G	A	400	150	.37	.29	.22
583-FR105G	A	600	250	.40	.31	.23
583-FR106G	A	800	500	.42	.33	.25
583-FR107G	A	1000	500	.46	.36	.27
583-1N4933G	A	50	200	.32	.25	.19
583-FM4933	B	50	200	.53	.41	.31
583-SM4933	H	50	200	.46	.35	.27
583-1N4934G	A	100	200	.35	.27	.20
583-FM4934	B	100	200	.49	.38	.28
583-SM4934	H	100	200	.49	.38	.28
583-1N4935G	A	200	200	.35	.27	.21
583-FM4935	B	200	200	.54	.42	.31
583-SM4935	H	200	200	.53	.41	.31
583-1N4936G	A	400	200	.39	.30	.23
583-FM4936	B	400	200	.65	.50	.37
583-SM4936	H	400	200	.65	.50	.37
583-1N4937G	A	600	200	.45	.35	.26
583-FM4937	B	600	200	.72	.55	.41
583-SM4937	H	600	200	.72	.55	.41
3.0 Amp						
583-FR301G	E	50	150	.82	.63	.47
583-FR302G	E	100	150	.89	.69	.52
583-FR303G	E	200	150	.96	.74	.55
583-FR304G	E	400	150	1.01	.78	.58
583-FR305G	E	600	250	1.14	.88	.66
583-FR306G	E	800	500	1.25	.96	.72
583-FR307G	E	1000	500	1.41	1.08	.81

SUPER FAST RECOVERY

- Operating temp.: -65°C to +150°C
- Storage temp.: -65°C to +150°C

For quantities greater than listed, call for quote.

MOUSER STOCK NO.	Fig.	PRV (V)	Trr (ns)	Price Each 1	100	500
1.0 Amp						
583-SF11	A	50	35	.57	.44	.33
♦ 583-EFM101	B	50	30	.87	.67	.50
583-SF12	A	100	35	.59	.45	.34
♦ 583-EFM102	B	100	30	.94	.72	.54
583-SF14	A	200	35	.65	.50	.38
♦ 583-EFM104	B	200	30	1.05	.81	.61
583-SF15	A	300	35	.82	.63	.47
♦ 583-EFM105	B	300	30	1.26	.97	.73
583-SF16	A	400	35	.91	.70	.52
♦ 583-EFM106	B	400	30	1.34	1.03	.77
583-EDB101	I	50	30	2.37	1.82	1.36
♦ 583-EDB101S	J	50	30	2.47	1.90	1.43
583-EDB102	I	100	30	2.54	1.95	1.46
♦ 583-EDB102S	J	100	30	2.65	2.04	1.53
583-EDB104	I	200	30	2.87	2.21	1.66
♦ 583-EDB104S	J	200	30	2.99	2.30	1.72

SUPER FAST RECOVERY (cont.)

- Operating temp.: -65°C to +150°C
- Storage temp.: -65°C to +150°C

For quantities greater than listed, call for quote.

MOUSER STOCK NO.	Fig.	PRV (V)	Trr (ns)	Price Each 1	100	500
1.0 Amp						
583-EDB105	I	300	30	3.34	2.57	1.93
♦ 583-EDB105S	J	300	30	3.46	2.66	1.99
2.0 Amp						
583-SF21	C	50	35	.75	.58	.44
583-SF22	C	100	35	.79	.61	.46
583-SF24	C	200	35	.87	.67	.50
583-SF25	C	300	35	1.05	.81	.61
583-SF26	C	400	35	1.24	.95	.71
3.0 Amp						
583-SF31	E	50	35	2.15	1.66	1.24
583-SF32	E	100	35	2.22	1.70	1.28
583-SF34	E	200	35	2.36	1.82	1.36
583-SF35	E	300	35	2.83	2.18	1.63
583-SF36	E	400	35	3.30	2.54	1.91
5.0 Amp						
583-SF51	E	50	35	2.66	2.05	1.54
583-SF52	E	100	35	2.75	2.11	1.59
583-SF54	E	200	35	2.92	2.25	1.68
583-SF55	E	300	35	3.50	2.70	2.02
583-SF56	E	400	35	4.09	3.15	2.36
8.0 Amp						
583-SF81	G	50	35	4.36	3.35	2.51
583-SF82	G	100	35	4.42	3.40	2.55
583-SF84	G	200	35	4.58	3.52	2.64
583-SF85	G	300	50	6.68	5.14	3.86
583-SF86	G	400	50	8.80	6.77	5.08
16.0 Amp						
583-SF161C	K	50	35	7.84	6.03	4.52
583-SF162C	K	100	35	7.96	6.12	4.59
583-SF164C	K	200	35	8.23	6.33	4.75
583-SF166C	K	400	35	10.62	8.17	6.13
30.0 Amp						
583-SF301C	L	50	35	12.19	9.38	7.03
583-SF302C	L	100	35	12.95	9.96	7.47
583-SF304C	L	200	35	14.63	11.25	8.44

SCHOTTKY BARRIER

- Operating temp.: -65°C to +125°C
- Storage temp.: -65°C to +150°C

For quantities greater than listed, call for quote.

MOUSER STOCK NO.	Fig.	PRV (V)	Trr (ns)	Price Each 1	100	500
1.0 Amp						
583-1N5817	A	20	25	.58	.45	.34
♦ 583-FM5817	B	20	25	1.17	.90	.68
583-1N5818	A	30	25	.60	.46	.35
♦ 583-FM5818	B	30	25	1.06	.82	.61
583-1N5819	A	40	25	.62	.47	.37
♦ 583-FM5819	B	40	25	.97	.75	.56
583-SR120	A	20	40	.58	.45	.34
583-SR130	A	30	40	.62	.47	.36
583-SR140	A	40	40	.62	.47	.36
583-SR150	A	50	40	.77	.59	.44
583-SR160	A	60	40	.88	.68	.51
3.0 Amp						
583-1N5820	E	20	80	1.36	1.05	.79
583-1N5821	E	30	80	1.36	1.05	.79
583-1N5822	E	40	80	1.36	1.05	.79
583-SR320	E	20	150	1.35	1.04	.78
583-SR330	E	30	150	1.35	1.04	.78
583-SR340	E	40	150	1.35	1.04	.78
583-SR350	E	50	150	1.42	1.09	.82
583-SR360	E	60	150	1.74	1.34	1.00
5.0 Amp						
583-SR520	E	20	150	2.47	1.90	1.43
583-SR530	E	30	150	2.58	1.98	1.49
583-SR540	E	40	150	2.58	1.98	1.49
583-SR550	E	50	150	2.79	2.15	1.61
583-SR560	E	60	150	3.00	2.81	1.73
8.0 Amp						
583-SR820	G	20	150	3.48	2.68	2.01
583-SR840	G	40	150	3.95	3.04	2.28
583-SR860	G	60	150	5.21	4.01	3.00
16.0 Amp						
583-SR1620C	K	20	150	5.30	4.08	3.06
583-SR1635C	K	35	150	5.49	4.22	3.17
583-SR1640C	K	40	150	5.59	4.30	3.22
583-SR1645C	K	45	150	5.77	4.44	3.33
583-SR1660C	K	60	150	6.77	5.21	3.91
30.0 Amp						
583-SR3020C	L	20	300	9.17	7.05	5.29
583-SR3035C	L	35	300	9.79	7.49	5.61
583-SR3040C	L	40	300	10.04	7.22	5.79
583-SR3060C	L	60	300	10.99	8.45	6.34
50.0 Amp						
583-SR5020C	L	20	400	13.64	10.49	7.86
583-SR5040C	L	40	400	15.68	12.06	9.04

Bridge Rectifiers

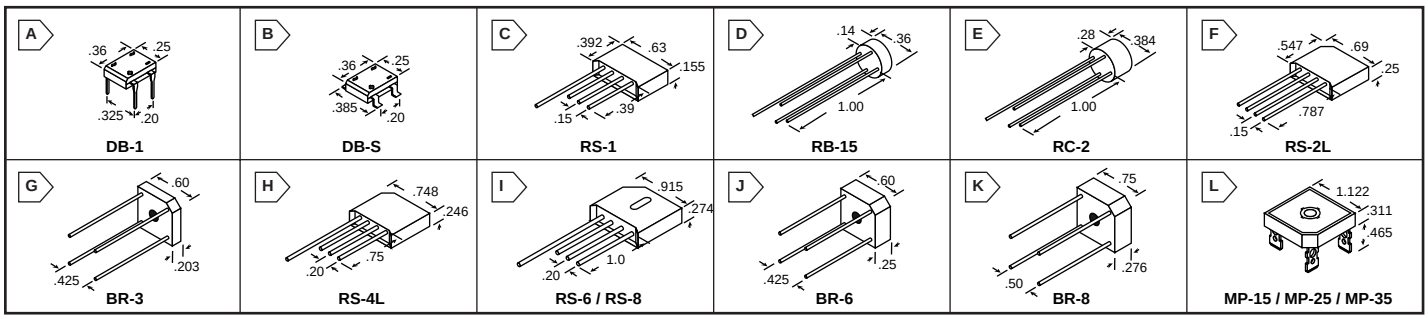

RECTRON BRIDGE RECTIFIERS

*UL File No. 94233

♦ Surface Mount Device

1.0 Amp

MOUSER STOCK NO.	Fig.	PRV (V)	IFM (Surge) (A)	Price Each 1	100	500
* 583-DB101	A	50	50	.94	.72	.54
♦* 583-DB101S	B	50	50	1.13	.87	.65
* 583-DB102	A	100	50	.99	.76	.57
♦* 583-DB102S	B	100	50	1.24	.95	.71
* 583-DB103	A	200	50	1.09	.84	.63
♦* 583-DB103S	B	200	50	1.29	.99	.74
* 583-DB104	A	400	50	1.13	.87	.65
♦* 583-DB104S	B	400	50	1.33	1.02	.77
* 583-DB105	A	600	50	1.30	1.00	.75
♦* 583-DB105S	B	600	50	1.46	1.12	.84
* 583-DB106	A	800	50	1.54	1.19	.89
♦* 583-DB106S	B	800	50	1.87	1.44	1.08
* 583-DB107	A	1000	50	1.76	1.36	1.02
* 583-DB107S	B	1000	50	2.15	1.65	1.24
* 583-RS101	C	50	30	1.15	.88	.66
* 583-RS102	C	100	30	1.19	.91	.69
* 583-RS103	C	200	30	1.24	.95	.72
* 583-RS104	C	400	30	1.30	1.00	.75
* 583-RS105	C	600	30	1.35	1.04	.78
* 583-RS106	C	800	30	1.48	1.14	.85
* 583-MDA100G	C	50	30	1.11	.85	.63
* 583-MDA101G	C	100	30	1.13	.87	.66
* 583-MDA102G	C	200	30	1.20	.92	.69
* 583-MDA104G	C	400	30	1.46	1.12	.84
* 583-MDA106G	C	600	30	1.51	1.16	.87
* 583-MDA108G	C	800	30	1.74	1.34	1.01

1.5 Amp

* 583-RB151	D	50	50	.81	.62	.47
* 583-RB152	D	100	50	.83	.64	.48
* 583-RB153	D	200	50	.87	.67	.50
* 583-RB154	D	400	50	.92	.71	.53
* 583-RB155	D	600	50	1.12	.86	.65
* 583-RB156	D	800	50	1.18	.91	.68
* 583-RB157	D	1000	50	1.35	1.04	.78

2.0 Amp

583-RC201	E	50	60	.99	.76	.57
583-RC202	E	100	60	1.03	.79	.59
583-RC203	E	200	60	1.05	.81	.61
583-RC204	E	400	60	1.09	.84	.63
583-RC205	E	600	60	1.25	.96	.72
583-RC206	E	800	60	1.42	1.09	.82
* 583-RS201L	F	50	60	1.31	1.01	.76
* 583-RS202L	F	100	60	1.34	1.03	.77
* 583-RS203L	F	200	60	1.38	1.06	.80
* 583-RS204L	F	400	60	1.42	1.09	.82
* 583-RS205L	F	600	60	1.53	1.18	.88
* 583-RS206L	F	800	60	1.61	1.24	.93
* 583-RS207L	F	1000	60	1.69	1.30	.97
* 583-MDA200G	C	50	50	1.26	.97	.73
* 583-MDA201G	C	100	50	1.31	1.01	.75
* 583-MDA202G	C	200	50	1.38	1.06	.79
* 583-MDA204G	C	400	50	1.44	1.11	.83
* 583-MDA206G	C	600	50	1.59	1.22	.91
* 583-MDA208G	C	800	50	1.73	1.33	.99
* 583-MDA210G	C	1000	50	1.87	1.44	1.08

3.0 Amp

MOUSER STOCK NO.	Fig.	PRV (V)	IFM (Surge) (A)	Price Each 1	100	500
* 583-BR305	G	50	50	1.23	.95	.71
* 583-BR31	G	100	50	1.28	.98	.74
* 583-BR32	G	200	50	1.38	1.06	.80
* 583-BR34	G	400	50	1.43	1.10	.83
* 583-BR36	G	600	50	1.53	1.18	.88
* 583-BR38	G	800	50	1.78	1.37	1.02
583-BR310	G	1000	50	1.92	1.48	1.11

4.0 Amp

For quantities greater than listed, call for quote.

MOUSER STOCK NO.	Fig.	PRV (V)	IFM (Surge) (A)	Price Each 1	100
* 583-RS401L	H	50	200	2.29	1.76
* 583-RS402L	H	100	200	2.34	1.80
* 583-RS403L	H	200	200	2.54	1.95
* 583-RS404L	H	400	200	2.59	1.99
* 583-RS405L	H	600	200	2.81	2.16
* 583-RS406L	H	800	200	3.39	2.61
* 583-RS407L	H	1000	200	3.86	2.99
* 583-MDA970G1	H	50	200	2.37	1.82
* 583-MDA970G2	H	100	200	2.50	1.92
* 583-MDA970G3	H	200	200	2.65	2.04
* 583-MDA970G5	H	400	200	2.82	2.17
* 583-MDA970G6	H	600	200	3.12	2.40
* 583-MDA970G8	H	800	200	3.52	2.71
* 583-MDA970G10	H	1000	200	4.19	3.22

6.0 Amp

MOUSER STOCK NO.	Fig.	PRV (V)	IFM (Surge) (A)	Price Each 1	100	500
* 583-RS601	I	50	250	3.06	2.35	1.76
* 583-RS602	I	100	250	3.26	2.51	1.88
* 583-RS603	I	200	250	3.46	2.66	2.00
* 583-RS604	I	400	250	3.67	2.82	2.12
* 583-RS605	I	600	250	4.15	3.20	2.40
* 583-RS606	I	800	250	4.65	3.58	2.69
* 583-RS607	I	1000	250	5.14	3.95	2.97
* 583-BR605	J	50	125	2.37	1.82	1.37
* 583-BR61	J	100	125	2.41	1.86	1.39
* 583-BR62	J	200	125	2.56	1.97	1.48
* 583-BR64	J	400	125	2.92	2.24	1.68
* 583-BR66	J	600	125	3.31	2.54	1.91
* 583-BR68	J	800	125	3.75	2.88	2.16
583-BR610	J	1000	125	4.41	3.39	2.54

8.0 Amp

MOUSER STOCK NO.	Fig.	PRV (V)	IFM (Surge) (A)	Price Each 1	100	500
583-RS801	I	50	250	3.21	2.47	1.85
583-RS802	I	100	250	3.45	2.66	1.99
583-RS803	I	200	250	3.65	2.81	2.11
583-RS804	I	400	250	3.85	2.96	2.22
583-RS805	I	600	250	4.39	3.38	2.53
583-RS806	I	800	250	4.88	3.76	2.82
583-RS807	I	1000	250	5.42	4.17	3.13

8.0 Amp (Con't.)

MOUSER STOCK NO.	Fig.	PRV (V)	IFM (Surge) (A)	Price Each 1	100	500
* 583-BR805	K	50	125	2.86	2.20	1.65
* 583-BR81	K	100	125	2.91	2.24	1.68
* 583-BR82	K	200	125	2.96	2.28	1.71
* 583-BR84	K	400	125	3.33	2.56	1.92
* 583-BR86	K	600	125	3.75	2.88	2.16
* 583-BR88	K	800	125	4.19	3.22	2.42
583-BR810	K	1000	125	4.96	3.82	2.86

10 Amp

MOUSER STOCK NO.	Fig.	PRV (V)	IFM (Surge) (A)	Price Each 1	100	500
* 583-BR1005	K	50	200	3.50	2.69	2.02
* 583-BR101	K	100	200	3.60	2.77	2.08
* 583-BR102	K	200	200	3.69	2.84	2.13
* 583-BR104	K	400	200	3.95	3.04	2.28
* 583-BR106	K	600	200	4.15	3.19	2.39
* 583-BR108	K	800	200	4.58	3.52	2.64
583-BR1010	K	1000	200	5.62	4.33	3.24

15 Amp

MOUSER STOCK NO.	Fig.	PRV (V)	IFM (Surge) (A)	Price Each 1	100	500
* 583-MP1505	L	50	300	7.85	6.04	4.53
* 583-MP151	L	100	300	8.14	6.26	4.70
* 583-MP152	L	200	300	8.24	6.34	4.75
* 583-MP154	L	400	300	8.42	6.48	4.86
* 583-MP156	L	600	300	8.99	6.92	5.19
* 583-MP158	L	800	300	9.56	7.35	5.52
* 583-MP1510	L	1000	300	10.13	7.79	5.84

25 Amp

MOUSER STOCK NO.	Fig.	PRV (V)	IFM (Surge) (A)	Price Each 1	100	500
* 583-MP2505	L	50	300	8.13	6.26	4.70
* 583-MP251	L	100	300	8.33	6.41	4.81
* 583-MP252	L	200	300	8.51	6.55	4.92
* 583-MP254	L	400	300	8.71	6.70	5.02
* 583-MP256	L	600	300	9.28	7.14	5.35
* 583-MP258	L	800	300	9.84	7.57	5.68
* 583-MP2510	L	1000	300	10.85	8.35	6.26

35 Amp

MOUSER STOCK NO.	Fig.	PRV (V)	IFM (Surge) (A)	Price Each 1	100	500
* 583-MP3505	L	50	400	8.78	6.75	5.07
* 583-MP351	L	100	400	8.98	6.91	5.18
* 583-MP352	L	200	400	9.17	7.06	5.29
* 583-MP354	L	400	400	9.27	7.13	5.35
* 583-MP356	L	600	400	9.96	7.66	5.75
* 583-MP358	L	800	400	10.55	8.12	6.09
* 583-MP3510	L	1000	400	11.15	8.58	6.43

BRIDGE RECTIFIERS

*UL File No. 94233

♦ Surface Mount Device

1.0 Amp

MOUSER STOCK NO.	Fig.	PRV (V)	IFM (Surge) (A)	Price Each 1	100	500
333-3N246	A	50	30	.93	.65	.59
333-3N248	A	200	30	.96	.68	.62
333-3N252	A	1000	30	1.26	.98	.88
♦ 333-DI104	B	400	50	.91	.75	.64

1.0 Amp (con't)

MOUSER STOCK NO.	Fig.	PRV (V)	IFM (Surge) (A)	Price Each 1	100	500
♦ 333-DI106	B	600	50	.99	.82	.70
♦ 333-DI108	B	800	50	1.19	.95	.80
♦ 333-DI1010	B	1000	50	1.26	.98	.88

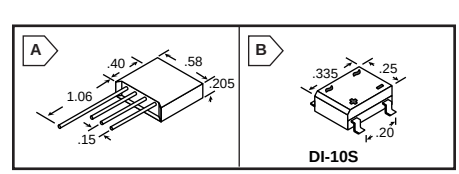

A

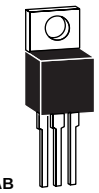

TO-220AB

B

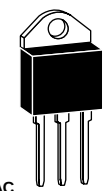

TO-218AC

C

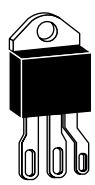

TO-218X

D



TO-3 Base
Fastpak ™

E

TO-92

F

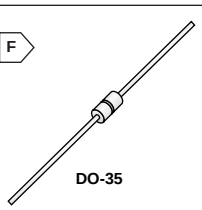

DO-35

Typical Diac-Triac Full-Wave Phase Control Circuit Using Lower Voltage Diacs

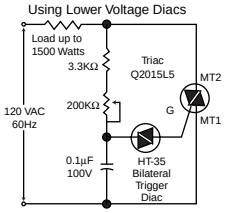

Circuit Used to Measure Diac Characteristics

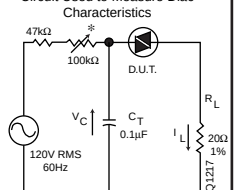

∗ Adjust for one firing in half cycle.
D.U.T. = Diac Under Test

Alternistors (15.0 to 40 Amps)

Package Type: **I** = Isolated Case **N** = Non-Isolated Case

∗ File # E71639

For quantities greater than listed, call for quote.

MOUSER STOCK NO.	Fig.	Case Type	Pkg. Type	IT RMS Max. (A)	VDRM Min. (V)	IGT Max. (mA)	IDRM @ 25°C Max. (mA)	VTM @ 25°C Max. (V)	VGT @ 25°C Max. (V)	PG (AV) (W)	tgt Max. (µSec)	Price Each 1	100	500
∗ 519-Q2015L6	A	TO-220AB	I	15.0	200	80	0.05	1.6	2.5	0.5	5.0	2.50	2.20	1.99
∗ 519-Q4015L6	A	TO-220AB	I	15.0	400	80	0.05	1.6	2.5	0.5	5.0	2.72	2.42	2.18
∗ 519-Q5015L6	A	TO-220AB	I	15.0	500	80	0.05	1.6	2.5	0.5	5.0	2.86	2.34	1.95
∗ 519-Q6015L6	A	TO-220AB	I	15.0	600	80	0.05	1.6	2.5	0.5	5.0	3.17	2.82	2.54
∗ 519-Q8015L6	A	TO-220AB	I	15.0	800	80	0.1	1.6	2.5	0.5	5.0	3.92	3.48	3.13
519-Q2015R6	A	TO-220AB	N	15.0	200	80	0.05	1.6	2.5	0.5	5.0	2.32	2.06	1.85
519-Q4015R6	A	TO-220AB	N	15.0	400	80	0.05	1.6	2.5	0.5	5.0	2.57	2.28	2.05
519-Q5015R6	A	TO-220AB	N	15.0	500	80	0.05	1.6	2.5	0.5	5.0	2.66	2.42	2.18
519-Q6015R6	A	TO-220AB	N	15.0	600	80	0.05	1.6	2.5	0.5	5.0	2.97	2.64	2.37
519-Q8015R6	A	TO-220AB	N	15.0	800	80	0.1	1.6	2.5	0.5	5.0	3.67	3.26	2.93
∗ 519-Q2025L6	A	TO-220AB	I	25.0	200	80	0.05	1.8	2.5	0.5	5.0	4.82	3.85	3.21
∗ 519-Q4025L6	A	TO-220AB	I	25.0	400	80	0.05	1.8	2.5	0.5	5.0	5.31	4.25	3.54
∗ 519-Q5025L6	A	TO-220AB	I	25.0	500	80	0.05	1.8	2.5	0.5	5.0	5.70	4.66	3.89
∗ 519-Q6025L6	A	TO-220AB	I	25.0	600	80	0.05	1.8	2.5	0.5	5.0	6.12	4.90	4.08
∗ 519-Q8025L6	A	TO-220AB	I	25.0	800	80	0.1	1.8	2.5	0.5	5.0	7.76	6.90	6.21
519-Q2025R6	A	TO-220AB	N	25.0	200	80	0.05	1.8	2.5	0.5	5.0	4.70	3.76	3.14
519-Q4025R6	A	TO-220AB	N	25.0	400	80	0.05	1.8	2.5	0.5	5.0	5.29	4.23	3.53
519-Q5025R6	A	TO-220AB	N	25.0	500	80	0.05	1.8	2.5	0.5	5.0	5.54	4.54	3.78
519-Q6025R6	A	TO-220AB	N	25.0	600	80	0.05	1.8	2.5	0.5	5.0	5.99	4.79	3.99
519-Q8025R6	A	TO-220AB	N	25.0	800	80	0.1	1.8	2.5	0.5	5.0	7.52	6.68	6.01
∗ 519-Q2025K6	B	TO-218AC	I	25.0	200	80	0.05	1.8	2.5	0.5	5.0	7.27	5.81	4.84
∗ 519-Q4025K6	B	TO-218AC	I	25.0	400	80	0.05	1.8	2.5	0.5	5.0	8.08	6.46	5.38
∗ 519-Q5025K6	B	TO-218AC	I	25.0	500	80	0.05	1.8	2.5	0.5	5.0	8.45	6.91	5.76
∗ 519-Q6025K6	B	TO-218AC	I	25.0	600	80	0.05	1.8	2.5	0.5	5.0	9.36	8.32	7.48
∗ 519-Q8025K6	B	TO-218AC	I	25.0	800	80	0.1	1.8	2.5	0.5	5.0	11.41	10.14	9.13
∗ 519-Q2025J6	C	TO-218X	I	25.0	200	80	0.05	1.8	2.5	0.5	5.0	7.43	6.60	5.94
∗ 519-Q4025J6	C	TO-218X	I	25.0	400	80	0.05	1.8	2.5	0.5	5.0	8.24	7.32	6.58
∗ 519-Q5025J6	C	TO-218X	I	25.0	500	80	0.05	1.8	2.5	0.5	5.0	8.69	7.11	5.93
∗ 519-Q6025J6	C	TO-218X	I	25.0	600	80	0.05	1.8	2.5	0.5	5.0	9.54	8.48	7.63
∗ 519-Q8025J6	C	TO-218X	I	25.0	800	80	0.1	1.8	2.5	0.5	5.0	11.66	10.36	9.32
∗ 519-Q2025P	D	Fastpak	I	25.0	200	80	0.05	1.8	2.5	0.5	5.0	9.18	7.34	6.14
∗ 519-Q4025P	D	Fastpak	I	25.0	400	80	0.05	1.8	2.5	0.5	5.0	10.19	8.15	6.80
∗ 519-Q5025P	D	Fastpak	I	25.0	500	80	0.05	1.8	2.5	0.5	5.0	10.98	8.98	7.49
∗ 519-Q6025P	D	Fastpak	I	25.0	600	80	0.05	1.8	2.5	0.5	5.0	11.81	9.45	7.88
∗ 519-Q8025P	D	Fastpak	I	25.0	800	80	0.1	1.8	2.5	0.5	5.0	14.78	13.14	11.83
∗ 519-Q2040J7	C	TO-218X	I	40.0	200	100	0.2	1.8	2.5	0.8	5.0	8.19	6.55	5.46
∗ 519-Q4040J7	C	TO-218X	I	40.0	400	100	0.2	1.8	2.5	0.8	5.0	9.09	7.27	6.26
∗ 519-Q5040J7	C	TO-218X	I	40.0	500	100	0.2	1.8	2.5	0.8	5.0	9.81	8.03	6.69
∗ 519-Q6040J7	C	TO-218X	I	40.0	600	100	0.2	1.8	2.5	0.8	5.0	10.53	8.42	7.02
∗ 519-Q8040J7	C	TO-218X	I	40.0	800	100	0.2	1.8	2.5	0.8	5.0	13.16	11.70	10.53
∗ 519-Q2040K7	B	TO-218AC	I	40.0	200	100	0.2	1.8	2.5	0.8	5.0	8.24	6.59	5.49
∗ 519-Q4040K7	B	TO-218AC	I	40.0	400	100	0.2	1.8	2.5	0.8	5.0	9.18	7.34	6.12
∗ 519-Q5040K7	B	TO-218AC	I	40.0	500	100	0.2	1.8	2.5	0.8	5.0	9.61	7.87	6.56
∗ 519-Q6040K7	B	TO-218AC	I	40.0	600	100	0.2	1.8	2.5	0.8	5.0	10.64	9.46	8.51
∗ 519-Q8040K7	B	TO-218AC	I	40.0	800	100	0.2	1.8	2.5	0.8	5.0	13.12	11.66	10.49
∗ 519-Q2040P	D	Fastpak	I	40.0	200	100	0.2	1.8	2.5	0.8	5.0	11.09	8.87	7.40
∗ 519-Q4040P	D	Fastpak	I	40.0	400	100	0.2	1.8	2.5	0.8	5.0	12.33	9.86	8.22
∗ 519-Q5040P	D	Fastpak	I	40.0	500	100	0.2	1.8	2.5	0.8	5.0	13.29	10.87	9.06
519-Q6040P	D	Fastpak	I	40.0	600	100	0.2	1.8	2.5	0.8	5.0	14.31	11.45	9.54

POWER RECTIFIERS

These Teccor power rectifiers come in an electrically-isolated TO-220 package, which allows them to be used in common anode or common cathode circuits using only one part type, thereby simplifying customer's stock requirements.

Features:

- Electrically-isolated packages
- Glass-passivated junctions
- High voltage capabilities
- High surge capabilities

∗ File # 71639

Package Type: **I** = Isolated Case **N** = Non-Isolated Case

For quantities greater than listed, call for quote.

MOUSER STOCK NO.	Fig.	Case Type	Pkg. Type	IF RMS Max. (A)	VRRM Min. (V)	VR Min. (V)	IF (AV) Max. (A)	IFSM @ 60Hz Max. (A)	IRM @ 25°C Max. (V)	VFM Max. (V)	I2t A2 (Sec)	Price Each 1	100	500
∗ 519-D2015L	A	TO-220AB	I	15.0	200	200	9.5	225	0.1	1.6	210	1.58	1.30	1.08
∗ 519-D4015L	A	TO-220AB	I	15.0	400	400	9.5	225	0.1	1.6	210	1.74	1.42	1.19
∗ 519-D6015L	A	TO-220AB	I	15.0	600	600	9.5	225	0.1	1.6	210	2.00	1.64	1.37
∗ 519-D2020L	A	TO-220AB	I	20.0	200	200	12.7	300	0.1	1.6	374	1.74	1.42	1.19

SIDACS

These sidacs are a silicon bilateral voltage triggered switch with greater power handling capabilities than standard diacs. Upon application of a voltage exceeding the sidac breakover voltage point, it switches on through a negative resistance region to a low on-state voltage. Conduction will continue until the current is interrupted or drops below the minimum holding current of the device.

Features:

- AC circuit oriented
- High surge current capabilities
- Glass-passivated junctions

Applications:

- High voltage lamp ignitors
- Natural gas ignitors
- Gas oil ignitors
- High voltage power supplies
- Over voltage protector
- Pulse generators

Package Type: **I** = Isolated Case **N** = Non-Isolated Case

For quantities greater than listed, call for quote.

MOUSER STOCK NO.	Fig.	Case Type	Pkg. Type	IT RMS Max. (A)	VDRM Min. (V)	V(BO) (V) Min.	V(BO) (V) Max.	IDRM Max. (µA)	IBO Max. (µA)	IH (mA) Min.	IH (mA) Max.	Price Each 1	100	500
519-K1200E	E	TO-92	I	1.0	±90	110	125	10	20	60	150	1.04	.83	.69
519-K1300E	E	TO-92	I	1.0	±90	120	138	10	20	60	150	1.04	.83	.69

BILATERAL TRIGGER DIACS

These bilateral trigger diacs are a full-wave or bi-directional thyristor. It is triggered from a blocking-to-conduction state for either polarity of applied voltage whenever the amplitude of applied voltage exceeds the breakover voltage rating of the diac.

Features:

- Glass-chip passivation
- DO-35 trigger package
- Pre-tinned leads
- Wide voltage range selections

Electrical Specifications:

- Device dissipation (at TA = -40°C to +40°C) 250mW derate above +40°C: 3.6mW/°C
- Storage temperature: -40°C to +125°C
- Operating temperature: -40°C to +125°C

For quantities greater than listed, call for quote.

MOUSER STOCK NO.	Fig.	Case Type	V(BO) (V) Min.	V(BO) (V) Max.	V(BO) Symmetry (V) Min.	Dynamic Breakover Voltage (V) Min.	I(BO) Max. (µA)	ITRM Max. (A)	Price Each 1	100	500
519-HT-32	F	DO-35	27.0	37	3	5	50	2.0	.34	.27	.23
519-HT-35	F	DO-35	30.0	40	3	5	50	2.0	.34	.27	.23
519-HT-40	F	DO-35	35.0	45	3	5	50	2.0	.34	.27	.23
519-HT-60	F	DO-35	56.0	70	4	10	50	1.5	.38	.31	.26

TO-92

A

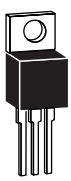

Thermotab®
TO-220AB

B

TO-220AB

C

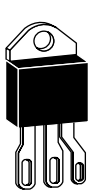

TO-218X

D

Sensitive SCRs (0.8 to 10 Amps)

Package Type: **I** = Isolated Case **N** = Non-Isolated Case

File # 71639

For quantities greater than listed, call for quote.

MOUSER STOCK NO.	Fig.	Case Type	Pkg. Type	IT RMS Max. (A)	VDRM & VRRM Min. (V)	IDRM & IRRM@25°C Max. (µA)	IGT Max. (µA)	VTM @ 25°C Max. (V)	VGT @ 25°C Max. (V)	PG (AV) (W)	tgt Max. (µSec)	Price Each 1	100	500
519-EC103A	A	TO-92	I	0.8	100	1.0	200	1.7	0.8	0.1	2.2	.48	.40	.33
519-EC103B	A	TO-92	I	0.8	200	1.0	200	1.7	0.8	0.1	2.2	.52	.41	.35
519-EC103C	A	TO-92	I	0.8	300	1.0	200	1.7	0.8	0.1	2.2	.57	.47	.39
519-EC103D	A	TO-92	I	0.8	400	1.0	200	1.7	0.8	0.1	2.2	.59	.47	.39
519-EC103M	A	TO-92	I	0.8	600	2.0	200	1.7	0.8	0.1	2.2	.68	54	.45
519-EC103A1	A	TO-92	I	0.8	100	1.0	12	1.7	0.8	0.1	2.0	.57	.47	.39
519-EC103B2	A	TO-92	I	0.8	200	1.0	50	1.7	0.8	0.1	2.0	.59	.49	.41
519-2N5060	A	TO-92	I	0.8	30	1.0	200	1.7	0.8	0.1	2.2	.56	.45	.38
519-2N5061	A	TO-92	I	0.8	60	1.0	200	1.7	0.8	0.1	2.2	.57	.47	.39
519-2N5062	A	TO-92	I	0.8	100	1.0	200	1.7	0.8	0.1	2.2	.57	.47	.39
519-2N5063	A	TO-92	I	0.8	150	1.0	200	1.7	0.8	0.1	2.2	.62	.50	.42
519-2N5064	A	TO-92	I	0.8	200	1.0	200	1.7	0.8	0.1	2.2	.63	.50	.42
519-TCR22-2	A	TO-92	I	1.5	50	1.0	200	1.5	0.8	0.1	2.2	.59	.47	.39
519-TCR22-3	A	TO-92	I	1.5	100	1.0	200	1.5	0.8	0.1	2.2	.59	.47	.39
519-TCR22-4	A	TO-92	I	1.5	200	1.0	200	1.5	0.8	0.1	2.2	.63	.50	.42
519-TCR22-6	A	TO-92	I	1.5	400	1.0	200	1.5	0.8	0.1	2.2	.72	.58	.48
519-TCR22-8	A	TO-92	I	1.5	600	2.0	200	1.5	0.8	0.1	2.2	.81	.65	.54
* 519-S2003LS1	B	TO-220AB	I	3.0	200	1.0	50	1.6	0.8	0.1	2.0	1.25	1.03	.86
* 519-S1003LS2	B	TO-220AB	I	3.0	100	1.0	200	1.6	0.8	0.1	2.0	1.19	.97	.81
* 519-S2003LS2	B	TO-220AB	I	3.0	200	1.0	200	1.6	0.8	0.1	2.0	1.21	.99	.83
* 519-S4003LS2	B	TO-220AB	I	3.0	400	1.0	200	1.6	0.8	0.1	2.0	1.28	1.03	.86
519-T106F1	C	TO-202AB	N	4.0	50	2.0	200	2.2	0.8	0.1	2.2	.75	.61	.51
519-T106A1	C	TO-202AB	N	4.0	100	2.0	200	2.2	0.8	0.1	2.2	.74	.59	.50
519-T106B1	C	TO-202AB	N	4.0	200	2.0	200	2.2	0.8	0.1	2.2	.79	.63	.53
519-T106C1	C	TO-202AB	N	4.0	300	2.0	200	2.2	0.8	0.1	2.2	.84	.68	.57
519-T106D1	C	TO-202AB	N	4.0	400	2.0	200	2.2	0.8	0.1	2.2	.88	.70	.59
519-T106M1	C	TO-202AB	N	4.0	600	2.0	200	2.2	0.8	0.1	2.2	1.10	.88	.74
* 519-S1008LS2	B	TO-220AB	I	8.0	100	0.005	200	1.6	0.8	0.1	2.2	1.45	1.19	.99
* 519-S2008LS2	B	TO-220AB	I	8.0	200	0.005	200	1.6	0.8	0.1	2.2	1.50	1.22	1.02
* 519-S4008LS2	B	TO-220AB	I	8.0	400	0.005	200	1.6	0.8	0.1	2.2	1.62	1.30	1.08
519-S4008FS21	C	TO-202AB	N	8.0	400	0.005	200	1.6	0.8	0.1	2.2	1.26	1.01	.84
* 519-S2010LS2	B	TO-220AB	I	10.0	200	0.005	200	1.6	0.8	0.1	2.2	1.58	1.30	1.08
* 519-S4010LS2	B	TO-220AB	I	10.0	400	0.005	200	1.6	0.8	0.1	2.2	1.69	1.35	1.13
519-S1010FS21	C	TO-202AB	N	10.0	100	0.005	200	1.6	0.8	0.1	2.2	1.30	1.06	.89
519-S2010FS21	C	TO-202AB	N	10.0	200	0.005	200	1.6	0.8	0.1	2.2	1.34	1.10	.92
519-S4010FS21	C	TO-202AB	N	10.0	400	0.005	200	1.6	0.8	0.1	2.2	1.42	1.13	.95

Non-Sensitive SCRs (1.0 to 70.0 Amps)

Package Type: **I** = Isolated Case **N** = Non-Isolated Case

File # 71639

For quantities greater than listed, call for quote.

MOUSER STOCK NO.	Fig.	Case Type	Pkg. Type	IT RMS Max. (A)	VDRM & VRRM Min. (V)	IDRM & IRRM@25°C Max. (mA)	IGT Max. (mA)	VTM @ 25°C Max. (V)	VGT @ 25°C Max. (V)	PG (AV) (W)	tgt Max. (µSec)	Price Each 1	100	500
519-S101E	A	TO-92	I	1.0	100	0.01	10	1.6	1.5	0.3	2.0	.65	.52	.44
519-S201E	A	TO-92	I	1.0	200	0.01	10	1.6	1.5	0.3	2.0	.70	.56	.47
519-S401E	A	TO-92	I	1.0	400	0.01	10	1.6	1.5	0.3	2.0	.77	.61	.51
519-S601E	A	TO-92	I	1.0	600	0.01	10	1.6	1.5	0.3	2.0	.86	.68	.57
* 519-S1006L	B	TO-220AB	I	6.0	100	0.01	15	1.6	1.5	0.5	2.0	1.28	1.04	.87
* 519-S2006L	B	TO-220AB	I	6.0	200	0.01	15	1.6	1.5	0.5	2.0	1.31	1.04	.87
* 519-S4006L	B	TO-220AB	I	6.0	400	0.01	15	1.6	1.5	0.5	2.0	1.55	1.12	.93
* 519-S6006L	B	TO-220AB	I	6.0	600	0.01	15	1.6	1.5	0.5	2.0	1.62	1.30	1.09
* 519-S1008L	B	TO-220AB	I	8.0	100	0.01	15	1.6	1.5	0.5	2.0	1.36	1.12	.93
* 519-S2008L	B	TO-220AB	I	8.0	200	0.01	15	1.6	1.5	0.5	2.0	1.40	1.12	.93
* 519-S4008L	B	TO-220AB	I	8.0	400	0.01	15	1.6	1.5	0.5	2.0	1.51	1.21	1.01
* 519-S6008L	B	TO-220AB	I	8.0	600	0.01	15	1.6	1.5	0.5	2.0	1.76	1.40	1.17
519-S1008R	B	TO-220AB	N	8.0	100	0.01	15	1.6	1.5	0.5	2.0	1.23	1.01	.84
519-S2008R	B	TO-220AB	N	8.0	200	0.01	15	1.6	1.5	0.5	2.0	1.26	1.01	.83
519-S4008R	B	TO-220AB	N	8.0	400	0.01	15	1.6	1.5	0.5	2.0	1.35	1.08	.90
519-S6008R	B	TO-220AB	N	8.0	600	0.01	15	1.6	1.5	0.5	2.0	1.58	1.26	1.05
* 519-S1010L	B	TO-220AB	I	10.0	100	0.01	15	1.6	1.5	0.5	2.0	1.43	1.17	.98
* 519-S2010L	B	TO-220AB	I	10.0	200	0.01	15	1.6	1.5	0.5	2.0	1.47	1.21	1.01
* 519-S4010L	B	TO-220AB	I	10.0	400	0.01	15	1.6	1.5	0.5	2.0	1.60	1.28	1.06
* 519-S6010L	B	TO-220AB	I	10.0	600	0.01	15	1.6	1.5	0.5	2.0	1.85	1.48	1.23
519-S1012R	B	TO-220AB	N	12.0	100	0.01	20	1.6	1.5	0.5	2.0	1.41	1.15	.96
519-S2012R	B	TO-220AB	N	12.0	200	0.01	20	1.6	1.5	0.5	2.0	1.43	1.17	.98
519-S4012R	B	TO-220AB	N	12.0	400	0.01	20	1.6	1.5	0.5	2.0	1.53	1.22	1.02
519-S6012R	B	TO-220AB	N	12.0	600	0.01	20	1.6	1.5	0.5	2.0	1.78	1.42	1.19
* 519-S1015L	B	TO-220AB	I	15.0	100	0.01	30	1.6	1.5	0.6	2.0	1.72	1.40	1.17
* 519-S2015L	B	TO-220AB	I	15.0	200	0.01	30	1.6	1.5	0.6	2.0	1.76	1.44	1.20
* 519-S4015L	B	TO-220AB	I	15.0	400	0.01	30	1.6	1.5	0.6	2.0	1.89	1.51	1.26
* 519-S6015L	B	TO-220AB	I	15.0	600	0.01	30	1.6	1.5	0.6	2.0	2.21	1.76	1.47
* 519-S1020L	B	TO-220AB	I	20.0	100	0.01	30	1.6	1.5	0.6	2.0	2.09	1.71	1.43
* 519-S2020L	B	TO-220AB	I	20.0	200	0.01	30	1.6	1.5	0.6	2.0	2.13	1.75	1.46
* 519-S4020L	B	TO-220AB	I	20.0	400	0.01	30	1.6	1.5	0.6	2.0	2.27	1.82	1.52
* 519-S6020L	B	TO-220AB	I	20.0	600	0.01	30	1.6	1.5	0.6	2.0	2.48	1.98	1.65
* 519-S1025L	B	TO-220AB	I	25.0	100	0.01	30	1.6	1.5	0.8	2.0	2.64	2.16	1.80
* 519-S2025L	B	TO-220AB	I	25.0	200	0.01	30	1.6	1.5	0.8	2.0	2.73	2.23	1.86
* 519-S4025L	B	TO-220AB	I	25.0	400	0.01	30	1.6	1.5	0.8	2.0	2.95	2.36	1.97
* 519-S6025L	B	TO-220AB	I	25.0	600	0.01	30	1.6	1.5	0.8	2.0	3.17	2.54	2.12
519-S1055W	D	TO-218X	N	55.0	100	0.01	40	1.8	1.5	0.8	2.5	5.17	4.23	3.53
519-S2055W	D	TO-218X	N	55.0	200	0.01	40	1.8	1.5	0.8	2.5	5.32	4.36	3.63
519-S4055W	D	TO-218X	N	55.0	400	0.01	40	1.8	1.5	0.8	2.5	5.81	4.64	3.87
519-S6055W	D	TO-218X	N	55.0	600	0.01	40	1.8	1.5	0.8	2.5	6.75	5.40	4.50
* 519-S1065J	D	TO-218X	I	65.0	100	0.02	50	1.8	2.0	1.0	2.5	7.24	5.92	4.94
* 519-S2065J	D	TO-218X	I	65.0	200	0.02	50	1.8	2.0	1.0	2.5	7.41	6.07	5.06
* 519-S4065J	D	TO-218X	I	65.0	400	0.02	50	1.8	2.0	1.0	2.5	8.10	6.48	5.47
* 519-S6065J	D	TO-218X	I	65.0	600	0.02	50	1.8	2.0	1.0	2.5	9.36	7.49	6.24
519-S1070W	D	TO-218X	N	70.0	100	0.02	50	1.8	2.0	1.0	2.5	6.18	5.06	4.22
519-S2070W	D	TO-218X	N	70.0	200	0.02	50	1.8	2.0	1.0	2.5	6.38	5.22	4.35
519-S4070W	D	TO-218X	N	70.0	400	0.02	50	1.8	2.0	1.0	2.5	6.77	5.42	4.52
519-S6070W	D	TO-218X	N	70.0	600	0.02	50	1.8	2.0	1.0	2.5	7.88	6.30	5.25

TO-92

A

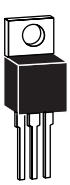

Thermotab®
TO-220AB

B

TO-202AB

C

Logic Triacs (1.0 to 8.0 Amps)

Package Type: **I** = Isolated Case **N** = Non-Isolated Case * File # E71639 For quantities greater than listed, call for quote.

MOUSER STOCK NO.	Fig.	Case Type	Pkg. Type	IT RMS Max. (A)	VDRM Min. (V)	IGT Max. (mA)	IDRM @ 25°C Max. (mA)	VTM @ 25°C Max. (V)	VGT @ 25°C Max. (V)	PG (AV) (W)	tgt Max. (µSec)	Price Each 1	100	500
519-L201E3	A	TO-92	I	1.0	200	3	0.01	1.6	2.0	0.2	2.5	1.06	.85	.71
519-L401E3	A	TO-92	I	1.0	400	3	0.01	1.6	2.0	0.2	2.5	1.22	.97	.81
519-L601E3	A	TO-92	I	1.0	600	3	0.01	1.6	2.0	0.2	2.5	1.40	1.12	.93
519-L201E5	A	TO-92	I	1.0	200	5	0.01	1.6	2.0	0.2	2.5	.95	.76	.63
519-L401E5	A	TO-92	I	1.0	400	5	0.01	1.6	2.0	0.2	2.5	1.06	.85	.71
519-L601E5	A	TO-92	I	1.0	600	5	0.01	1.6	2.0	0.2	2.5	1.22	.97	.81
* 519-L2004L3	B	TO-220AB	I	4.0	200	3	0.01	1.6	2.0	0.3	2.5	2.12	1.69	1.41
* 519-L4004L3	B	TO-220AB	I	4.0	400	3	0.01	1.6	2.0	0.3	2.5	1.87	1.50	1.40
* 519-L6004L3	B	TO-220AB	I	4.0	600	3	0.01	1.6	2.0	0.3	2.5	2.61	2.09	1.74
519-L2004F31	C	TO-202AB	N	4.0	200	3	0.01	1.6	2.0	0.3	2.5	1.33	1.06	.89
519-L4004F31	C	TO-202AB	N	4.0	400	3	0.01	1.6	2.0	0.3	2.5	1.42	1.13	.95
519-L6004F31	C	TO-202AB	N	4.0	600	3	0.01	1.6	2.0	0.3	2.5	1.64	1.31	1.10
519-L2004F51	C	TO-202AB	N	4.0	200	5	0.01	1.6	2.0	0.3	2.5	1.22	.97	.81
519-L4004F51	C	TO-202AB	N	4.0	400	5	0.01	1.6	2.0	0.3	2.5	1.28	1.03	.86
519-L6004F51	C	TO-202AB	N	4.0	600	5	0.01	1.6	2.0	0.3	2.5	1.49	1.19	.99
* 519-L2008L6	B	TO-220AB	I	8.0	200	5	0.02	1.6	2.0	0.4	2.5	2.00	1.60	1.34
* 519-L4008L6	B	TO-220AB	I	8.0	400	5	0.02	1.6	2.0	0.4	2.5	2.14	1.71	1.43
* 519-L6008L6	B	TO-220AB	I	8.0	600	5	0.02	1.6	2.0	0.4	2.5	2.48	1.98	1.65

Gated Triacs (1.0 to 15.0 Amps)

Package Type: **I** = Isolated Case **N** = Non-Isolated Case * File # E71639 For quantities greater than listed, call for quote.

519-Q201E3	A	TO-92	I	1.0	200	10	0.02	1.6	2.0	0.2	2.5	.79	.63	.53
519-Q401E3	A	TO-92	I	1.0	400	10	0.02	1.6	2.0	0.2	2.5	.95	.76	.64
519-Q501E3	A	TO-92	I	1.0	500	10	0.02	1.6	2.0	0.2	2.5	1.03	.85	.71
519-Q601E3	A	TO-92	I	1.0	600	10	0.02	1.6	2.0	0.2	2.5	1.10	.88	.74
* 519-Q2004L3	B	TO-220AB	I	4.0	200	10	0.05	1.6	2.0	0.3	2.5	1.73	1.39	1.16
* 519-Q4004L3	B	TO-220AB	I	4.0	400	10	0.05	1.6	2.0	0.3	2.5	1.87	1.49	1.25
* 519-Q5004L3	B	TO-220AB	I	4.0	500	10	0.05	1.6	2.0	0.3	2.5	2.02	1.66	1.83
* 519-Q6004L3	B	TO-220AB	I	4.0	600	10	0.05	1.6	2.0	0.3	2.5	2.16	1.73	1.44
* 519-Q2004L4	B	TO-220AB	I	4.0	200	25	0.05	1.6	2.5	0.3	3.0	1.50	1.22	1.02
* 519-Q4004L4	B	TO-220AB	I	4.0	400	25	0.05	1.6	2.5	0.3	3.0	1.63	1.33	1.11
* 519-Q5004L4	B	TO-220AB	I	4.0	500	25	0.05	1.6	2.5	0.3	3.0	1.78	1.46	1.22
* 519-Q6004L4	B	TO-220AB	I	4.0	600	25	0.05	1.6	2.5	0.3	3.0	1.94	1.58	1.32
519-Q2004F31	C	TO-202AB	N	4.0	200	10	0.05	1.6	2.0	0.3	2.5	1.33	1.06	.89
519-Q4004F31	C	TO-202AB	N	4.0	400	10	0.05	1.6	2.0	0.3	2.5	1.17	.94	.78
519-Q5004F31	C	TO-202AB	N	4.0	500	10	0.05	1.6	2.0	0.3	2.5	1.25	1.03	.86
519-Q6004F31	C	TO-202AB	N	4.0	600	10	0.05	1.6	2.0	0.3	2.5	1.35	1.08	.90
519-Q2004F41	C	TO-202AB	N	4.0	200	25	0.05	1.6	2.5	0.3	3.0	1.03	.85	.71
519-Q4004F41	C	TO-202AB	N	4.0	400	25	0.05	1.6	2.5	0.3	3.0	1.10	.90	.75
* 519-Q2006L4	B	TO-220AB	I	6.0	200	25	0.05	1.6	2.5	0.5	3.0	1.72	1.40	1.17
* 519-Q4006L4	B	TO-220AB	I	6.0	400	25	0.05	1.6	2.5	0.5	3.0	1.85	1.51	1.26
* 519-Q2008L4	B	TO-220AB	I	8.0	200	25	0.05	1.6	2.5	0.5	3.0	1.78	1.42	1.19
* 519-Q4008L4	B	TO-220AB	I	8.0	400	25	0.05	1.6	2.5	0.5	3.0	1.94	1.55	1.29
* 519-Q5008L4	B	TO-220AB	I	8.0	500	25	0.05	1.6	2.5	0.5	3.0	2.09	1.71	1.43
* 519-Q6008L5	B	TO-220AB	I	8.0	600	25	0.05	1.6	2.5	0.5	3.0	2.16	1.73	1.44
519-Q2008F41	C	TO-202AB	N	8.0	200	25	0.05	1.6	2.5	0.5	3.0	1.35	1.08	.90
519-Q2008R4	B	TO-220AB	N	8.0	200	25	0.05	1.6	2.5	0.5	3.0	1.47	1.21	1.01
519-Q4008R4	B	TO-220AB	N	8.0	400	25	0.05	1.6	2.5	0.5	3.0	1.58	1.26	1.05
519-Q5008R4	B	TO-220AB	N	8.0	500	25	0.05	1.6	2.5	0.5	3.0	1.69	1.39	1.16
519-Q6008R5	B	TO-220AB	N	8.0	600	50	0.05	1.6	2.5	0.5	3.0	1.76	1.40	1.17
* 519-Q2010L5	B	TO-220AB	I	10.0	200	50	0.05	1.6	2.5	0.5	3.0	1.87	1.50	1.25
* 519-Q4010L5	B	TO-220AB	I	10.0	400	50	0.05	1.6	2.5	0.5	3.0	2.12	1.69	1.41
* 519-Q5010L5	B	TO-220AB	I	10.0	500	50	0.05	1.6	2.5	0.5	3.0	2.27	1.85	1.55
* 519-Q6010L5	B	TO-220AB	I	10.0	600	50	0.05	1.6	2.5	0.5	3.0	2.45	1.96	1.64
519-Q2010R5	B	TO-220AB	N	10.0	200	50	0.05	1.6	2.5	0.5	3.0	1.76	1.40	1.17
519-Q4010R5	B	TO-220AB	N	10.0	400	50	0.05	1.6	2.5	0.5	3.0	1.96	1.57	1.31
519-Q5010R5	B	TO-220AB	N	10.0	500	50	0.05	1.6	2.5	0.5	3.0	2.11	1.73	1.44
519-Q6010R5	B	TO-220AB	N	10.0	600	50	0.05	1.6	2.5	0.5	3.0	2.30	1.84	1.53
* 519-Q2015L5	B	TO-220AB	I	15.0	200	50	0.05	1.6	2.5	0.5	4.0	2.30	1.84	1.54
* 519-Q4015L5	B	TO-220AB	I	15.0	400	50	0.05	1.6	2.5	0.5	4.0	2.52	2.02	1.68
* 519-Q5015L5	B	TO-220AB	I	15.0	500	50	0.05	1.6	2.5	0.5	4.0	2.73	2.23	1.86
* 519-Q6015L5	B	TO-220AB	I	15.0	600	50	0.05	1.6	2.5	0.5	4.0	2.95	2.36	1.97
519-Q2015R5	B	TO-220AB	N	15.0	200	50	0.05	1.6	2.5	0.5	4.0	2.14	1.71	1.43
519-Q4015R5	B	TO-220AB	N	15.0	400	50	0.05	1.6	2.5	0.5	4.0	2.36	1.89	1.58
519-Q5015R5	B	TO-220AB	N	15.0	500	50	0.05	1.6	2.5	0.5	4.0	2.55	2.09	1.74
519-Q6015R5	B	TO-220AB	N	15.0	600	50	0.05	1.6	2.5	0.5	4.0	2.75	2.20	1.83

QUADRAC

Internally Triggered Triacs (4.0 to 15.0 Amps)

Package Type: **I** = Isolated Case **N** = Non-Isolated Case * File # 71639 For quantities greater than listed, call for quote.

MOUSER STOCK NO.	Fig.	Case Type	Pkg. Type	IT RMS Max. (A)	VDRM Min. (V)	IDRM @25°C Max. (mA)	VTM @ 25°C Max. (V)	VBO (Min/Max) (V)	CT Max. (µF)	IH Max. (mA)	tgt Max. (µSec)	Price Each 1	100	500
* 519-Q2004LT	A	TO-220AB	I	4.0	200	0.05	1.6	33 / 43	0.1	40	3.0	1.80	1.44	1.20
* 519-Q4004LT	A	TO-220AB	I	4.0	400	0.05	1.6	33 / 43	0.1	40	3.0	1.96	1.57	1.31
* 519-Q5004LT	A	TO-220AB	I	4.0	500	0.05	1.6	33 / 43	0.1	40	3.0	2.11	1.73	1.44
* 519-Q6004LT	A	TO-220AB	I	4.0	600	0.05	1.6	33 / 43	0.1	40	3.0	2.25	1.80	1.50
* 519-Q4006LT	A	TO-220AB	I	6.0	400	0.05	1.6	33 / 43	0.1	50	3.0	2.13	1.75	1.41
* 519-Q2008LT	A	TO-220AB	I	8.0	200	0.05	1.6	33 / 43	0.1	60	3.0	2.00	1.64	1.34
* 519-Q4008LT	A	TO-220AB	I	8.0	400	0.05	1.6	33 / 43	0.1	60	3.0	2.18	1.75	1.46
* 519-Q5008LT	A	TO-220AB	I	8.0	500	0.05	1.6	33 / 43	0.1	60	3.0	2.33	1.91	1.59
* 519-Q6008LT	A	TO-220AB	I	8.0	600	0.05	1.6	33 / 43	0.1	60	3.0	2.52	2.02	1.68
* 519-Q2010LT	A	TO-220AB	I	10.0	200	0.05	1.6	33 / 43	0.1	60	3.0	2.24	1.84	1.53
* 519-Q4010LT	A	TO-220AB	I	10.0	400	0.05	1.6	33 / 43	0.1	60	3.0	2.51	2.05	1.71
* 519-Q2015LT	A	TO-220AB	I	15.0	200	0.05	1.6	33 / 43	0.1	70	3.0	2.66	2.18	1.82
* 519-Q4015LT	A	TO-220AB	I	15.0	400	0.05	1.6	33 / 43	0.1	70	3.0	2.90	2.32	1.94
* 519-Q5015LT	A	TO-220AB	I	15.0	500	0.05	1.6	33 / 43	0.1	70	3.0	3.12	2.56	2.13
* 519-Q6015LT	A	TO-220AB	I	15.0	600	0.05	1.6	33 / 43	0.1	70	3.0	3.31	2.65	2.21

Manufacturer	Prefix
Central Semiconductor	610
EXL Semiconductor	333
Harris Semiconductor	570

Transistor, Thyristor, SCR, Mosfet, Hexfet, and Triac Devices
"2N"

Manufacturer	Prefix
Rohm	592
SGS Thomson	511

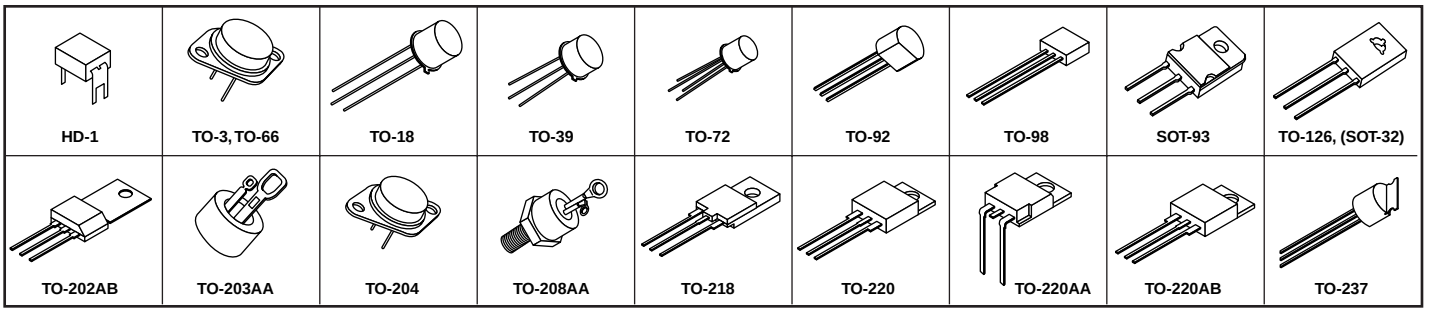

♦ **Surface Mount Device**

For quantities greater than listed, call for quote.

Industry Type	MOUSER STOCK NO.	Package	Description	Price Each 1-99
2N681	570-2N681	TO-208AA	Thyristor 25V 25A	10.09
2N682	570-2N682	TO-208AA	Thyristor 50V 25A	10.09
2N683	610-2N683	TO-48	Thyristor 100V 25A	9.08
2N684	570-2N684	TO-208AA	Thyristor 150V 25A	10.09
2N685	570-2N685	TO-208AA	Thyristor 200V 25A	10.09
2N686	570-2N686	TO-208AA	Thyristor 250V 25A	10.09
2N687	570-2N687	TO-208AA	Thyristor 300V 25A	10.09
2N688	610-2N688	TO-48	Thyristor 400V 25A	9.85
2N689	570-2N689	TO-208AA	Thyristor 500V 25A	10.47
2N690	570-2N690	TO-208AA	Thyristor 600V 25A	10.41
2N697	333-2N697	TO-39	NPN Medium Power	0.99
2N706	333-2N706	TO-18	NPN Fast Switch SS	0.62
2N708	511-2N708	TO-18	NPN Fast Switch SS	0.71
2N718	333-2N718	TO-18	NPN General Purpose SS	0.47
2N718A	610-2N718A	TO-18	NPN General Purpose SS	0.58
2N720A	333-2N720A	TO-18	NPN General Purpose SS	0.89
2N720A	511-2N720A	TO-18	NPN General Purpose SS	0.90
2N914	511-2N914	TO-18	NPN Fast Switch SS	0.71
2N917	333-2N917	TO-72	NPN Low Noise	0.72
2N918	511-2N918	TO-72	NPN VHF Osc SS	0.97
PN918	610-PN918	TO-92	NPN General Purpose Switch	0.29
♦ MMST918	592-MMST918	SOT-23	NPN VHF Osc SS	0.40
2N930	333-2N930	TO-18	NPN General Purpose SS	0.39
2N956	511-2N956	TO-18	NPN General Purpose SS	0.89
2N1480	570-2N1480	TO-39	NPN Power Transistor	1.54
2N1481	570-2N1481	TO-39	NPN Power Transistor	1.54
2N1613	511-2N1613	TO-39	NPN General Purpose SS	0.58
2N1613	610-2N1613	TO-39	NPN General Purpose SS	0.47
2N1700	570-2N1700	TO-39	NPN Power Transistor	2.18
2N1702	570-2N1702	TO-3	NPN Power Transistor	6.29
2N1711	511-2N1711	TO-39	NPN General Purpose SS	0.44
2N1893	511-2N1893	TO-39	NPN General Purpose SS	0.44
2N1893	570-2N1893	TO-39	NPN General Purpose SS	1.96
2N2102	511-2N2102	TO-39	NPN General Purpose SS	0.81
2N2218	333-2N2218	TO-18	NPN General Purpose SS	0.56
2N2218A	333-2N2218A	TO-18	NPN General Purpose SS	0.58
2N2218A	511-2N2218A	TO-39	NPN General Purpose SS	0.55
2N2219	511-2N2219	TO-39	NPN General Purpose SS	0.62
2N2219A	333-2N2219A	TO-18	NPN General Purpose SS	0.80
2N2219A	511-2N2219A	TO-39	NPN General Purpose SS	0.64
2N2221	333-2N2221	TO-18	NPN General Purpose SS	0.62
2N2221A	333-2N2221A	TO-18	NPN General Purpose SS	0.74
2N2221A	511-2N2221A	TO-18	NPN General Purpose SS	0.62
2N2222	511-2N2222	TO-18	NPN General Purpose SS	0.32
♦ MMST2222	592-MMST2222	SOT-23	NPN General Purpose SS	0.28
PN2222	333-PN2222	TO-92	NPN General Purpose Switch	0.18
PN2222	592-PN2222	TO-92	NPN General Purpose Switch	0.23
2N2222A	511-2N2222A	TO-18	NPN General Purpose SS	0.35
♦ MMST2222A	592-MMST2222A	SOT-23	NPN General Purpose SS	0.32
♦ RXT2222A	592-RXT2222A	SOT-89	NPN General Purpose SS	0.65
♦ SST2222A	592-SST2222A	SOT-23	NPN General Purpose SS	0.22
♦ UMT2222A	592-UMT2222A	SOT-323	NPN General Purpose SS	0.33
2N2222A	610-2N2222A	TO-18	NPN General Purpose SS	0.43
♦ CMPT2222A	610-CMPT2222A	SOT-23	NPN General Purpose SS	0.28
PN2222A	610-PN2222A	TO-92	NPN General Purpose SS	0.18
2N2368	511-2N2368	TO-18	NPN Fast Switch SS	0.99
2N2369	333-KTN2369	TO-92	NPN Fast Switch SS	0.40
2N2369	333-2N2369	TO-18	NPN Fast Switch SS	0.40
2N2369	511-2N2369	TO-18	NPN Fast Switch SS	0.44
♦ CMPT2369	610-CMPT2369	SOT-23	NPN Fast Switch SS	0.29
♦ MMBT2369A	333-MMBT2369A	SOT-23	NPN Fast Switch SS	0.32
2N2369A	511-2N2369A	TO-18	NPN Fast Switch SS	0.46
2N2369A	610-2N2369A	TO-18	NPN Fast Switch SS	0.40
2N2484	333-2N2484	TO-18	NPN Low Level SS	0.72
2N2484	511-2N2484	TO-18	NPN Low Level SS	0.58
2N2845	511-2N2845	TO-18	NPN Fast Switch SS	0.99
2N2857	511-2N2857	TO-72	NPN VHF/UHF AM	1.66
2N2894	511-2N2894	TO-18	PNP Fast Switch SS	0.81
2N2904	333-2N2904	TO-18	PNP General Purpose SS	0.62
2N2904A	511-2N2904A	TO-39	PNP General Purpose SS	0.64
2N2905	333-2N2905	TO-39	PNP General Purpose SS	0.62
2N2905	511-2N2905	TO-39	PNP General Purpose SS	0.62
2N2905A	333-2N2905A	TO-39	PNP General Purpose SS	0.81
2N2905A	511-2N2905A	TO-39	PNP General Purpose SS	0.64
2N2906A	333-2N2906A	TO-18	PNP General Purpose SS	0.50

For quantities greater than listed, call for quote.

Industry Type	MOUSER STOCK NO.	Package	Description	Price Each 1-99
2N2906A	511-2N2906A	TO-18	PNP General Purpose SS	0.51
2N2907	511-2N2907	TO-18	PNP General Purpose SS	0.35
♦ MMST2907	592-MMST2907	SOT-23	PNP General Purpose SS	0.28
♦ MMBT2907A	333-MMBT2907A	SOT-23	PNP General Purpose SS	0.35
2N2907A	511-2N2907A	TO-18	PNP General Purpose SS	0.37
♦ MMST2907A	592-MMST2907A	SOT-23	PNP General Purpose SS	0.32
♦ RXT2907A	592-RXT2907A	SOT-89	PNP General Purpose SS	0.65
♦ SST2907A	592-SST2907A	SOT-23	PNP General Purpose SS	0.22
♦ UMT2907A	592-UMT2907A	SOT-323	PNP General Purpose SS	0.33
2N2907A	610-2N2907A	TO-18	PNP General Purpose SS	0.45
PN2907A	333-PN2907A	TO-92	PNP General Purpose Switch	0.18
PN2907A	610-PN2907A	TO-92	PNP General Purpose Switch	0.18
2N2925	610-2N2925	TO-92	NPN General Purpose SS	0.33
2N3013	511-2N3013	TO-18	NPN Fast Switch SS	0.75
2N3019	511-2N3019	TO-39	NPN General Purpose SS	0.74
2N3020	333-2N3020	TO-39	NPN General Purpose SS	0.61
2N3053	333-2N3053	TO-39	NPN General Purpose SS	0.66
2N3053	511-2N3053	TO-39	NPN General Purpose SS	0.67
2N3055	511-2N3055	TO-3	NPN Power Switch	1.43
2N3055A	333-2N3055A	TO-3	NPN Power Switch	1.61
2N3107	333-2N3107	TO-39	NPN General Purpose SS	1.75
2N3108	333-2N3108	TO-39	NPN General Purpose SS	0.79
2N3108	511-2N3108	TO-39	NPN General Purpose SS	0.80
2N3109	511-2N3109	TO-39	NPN General Purpose SS	0.76
2N3117	333-2N3117	TO-18	NPN Low Level SS	1.36
2N3209	511-2N3209	TO-18	PNP Hi-Speed Switch	0.71
2N3250	511-2N3250	TO-18	PNP General Purpose SS	0.60
PN3250	592-PN3250	TO-92	PNP General Purpose Switch	0.22
PN3250A	592-PN3250A	TO-92	PNP General Purpose Switch	0.22
PN3251	592-PN3251	TO-92	PNP General Purpose Switch	0.22
PN3251A	592-PN3251A	TO-92	PNP General Purpose Switch	0.22
2N3300	511-2N3300	TO-39	NPN General Purpose SS	0.81
2N3301	511-2N3301	TO-18	NPN General Purpose SS	0.55
2N3302	511-2N3302	TO-18	NPN General Purpose SS	0.67
2N3419	511-2N3419	TO-39	NPN Power Switch	2.44
2N3420	511-2N3420	TO-39	NPN Power Switch	1.77
2N3421	511-2N3421	TO-39	NPN Power Switch	2.65
2N3439	511-2N3439	TO-39	NPN Power Switch	0.78
2N3440	511-2N3440	TO-39	NPN Power Switch	0.74
2N3442	333-2N3442	TO-3	NPN Power Switch	2.25
2N3502	511-2N3502	TO-39	PNP General Purpose SS	0.74
2N3503	511-2N3503	TO-39	PNP General Purpose SS	0.74
2N3504	511-2N3504	TO-18	PNP General Purpose SS	0.60
2N3505	511-2N3505	TO-18	PNP General Purpose SS	0.51
PN3564	592-PN3564	TO-92	NPN Hi-Frequency Switch	0.26
PN3565	333-PN3565	TO-92	NPN Low Level SS	0.32
PN3566	333-PN3566	TO-92	NPN General Purpose Switch	0.54
2N3567	333-2N3567	TO-105	NPN General Purpose	0.62
PN3567	333-PN3567	TO-92	NPN Medium Power	0.41
PN3569	333-PN3569	TO-92	NPN Medium Power	0.20
2N3635	333-2N3635	TO-39	PNP General Purpose SS	1.96
2N3636	333-2N3636	TO-39	PNP General Purpose SS	1.70
PN3638A	333-PN3638A	TO-92	PNP General Purpose SS	0.35
PN3640	333-PN3640	TO-92	PNP General Purpose Switch	1.50
PN3644	333-PN3644	TO-92	PNP General Purpose Switch	0.31
PN3645	610-PN3645	TO-92	PNP General Purpose Switch	0.38
2N3700	511-2N3700	TO-18	NPN General Purpose SS	0.74
2N3703	610-2N3703	TO-92	PNP General Purpose Switch	0.33
2N3704	333-2N3704	TO-92	NPN General Purpose Switch	0.34
2N3707	610-2N3707	TO-92	NPN General Purpose SS	0.33
2N3711	610-2N3711	TO-92	NPN General Purpose SS	0.33
2N3724	511-2N3724	TO-39	NPN Fast Switch SS	0.97
2N3725	511-2N3725	TO-39	NPN Fast Switch SS	1.01
2N3771	511-2N3771	TO-3	NPN Power Switch	2.60
2N3772	511-2N3772	TO-3	NPN Power Switch	2.69
2N3773	333-2N3773	TO-3	NPN Power Switch	3.13
2N3789	511-2N3789	TO-3	PNP Power Switch	1.52
2N3792	570-2N3792	TO-3	PNP Power Switch	3.36
2N3839	511-2N3839	TO-72	NPN VHF/UHF AM	1.66
2N3860	592-2N3860	TO-92	NPN General Purpose SS	0.33
2N3866	511-2N3866	TO-39	NPN VHF/UHF AM	1.50
2N3903	333-2N3903	TO-92	NPN General Purpose SS	0.18
♦ MMST3904	592-MMST3904	SOT-23	NPN General Purpose SS	0.32
♦ RXT3904	592-RXT3904	SOT-89	NPN General Purpose SS	0.56
♦ SST3904	592-SST3904	SOT-23	NPN General Purpose SS	0.20

Manufacturer	Prefix
Central Semiconductor	610
EXL Semiconductor	333
Harris Semiconductor	570
Rohm	592

Transistor, Thyristor, SCR, Mosfet, Hexfet, and Triac Devices
"2N"

Manufacturer	Prefix
SGS Thomson	511
Teccor	519

♦ **Surface Mount Device**

For quantities greater than listed, call for quote.

Industry Type	MOUSER STOCK NO.	Package	Description	Price Each 1-99
♦ UMT3904	592-UMT3904	SOT-323	NPN General Purpose SS	0.33
2N3904	610-2N3904	TO-92	NPN General Purpose SS	0.19
♦ CMPT3904	610-CMPT3904	SOT-23	NPN General Purpose SS	0.31
2N3905	333-2N3905	TO-92	PNP General Purpose SS	0.21
2N3906	333-2N3906	TO-92	PNP General Purpose SS	0.21
♦ 2N3906S	333-2N3906S	SOT-23	PNP General Purpose SS	0.24
♦ MMBT3906	333-MMBT3906	SOT-23	PNP General Purpose SS	0.24
♦ MMST3906	592-MMST3906	SOT-23	PNP General Purpose SS	0.32
♦ RXT3906	592-RXT3906	SOT-89	PNP General Purpose SS	0.56
♦ SST3906	592-SST3906	SOT-23	PNP General Purpose SS	0.20
♦ UMT3906	592-UMT3906	SOT-323	PNP General Purpose SS	0.33
2N3906	610-2N3906	TO-92	PNP General Purpose SS	0.19
2N3930	511-2N3930	TO-18	PNP Hi-Volt SS	0.97
2N3931	511-2N3931	TO-39	PNP Hi-Volt SS	0.89
2N3962	333-2N3962	TO-18	PNP Low Level SS	0.98
2N3962	511-2N3962	TO-18	PNP Low Level SS	0.83
2N3963	511-2N3963	TO-18	PNP Low Level SS	0.67
2N3964	511-2N3964	TO-18	PNP Low Level SS	0.99
2N3965	511-2N3965	TO-18	PNP Low Level SS	0.87
2N4014	511-2N4014	TO-18	NPN Hi-Current Switch	1.10
2N4030	333-2N4030	TO-39	PNP General Purpose SS	0.93
2N4031	511-2N4031	TO-39	PNP General Purpose SS	0.78
2N4032	511-2N4032	TO-39	PNP General Purpose SS	0.78
2N4033	333-2N4033	TO-39	PNP General Purpose SS	0.86
2N4033	511-2N4033	TO-39	PNP General Purpose SS	0.87
2N4034	511-2N4034	TO-18	PNP General Purpose SS	0.78
2N4035	511-2N4035	TO-18	PNP General Purpose SS	0.71
2N4036	333-2N4036	TO-39	PNP General Purpose SS	0.91
2N4036	511-2N4036	TO-39	PNP General Purpose SS	0.92
2N4037	333-2N4037	TO-39	PNP General Purpose SS	0.93
2N4059	592-2N4059	TO-92	PNP General Purpose SS	0.22
2N4123	333-2N4123	TO-92	NPN General Purpose SS	0.26
♦ MMBT4124	333-MMBT4124	SOT-23	NPN General Purpose SS	0.37
♦ MMST4124	592-MMST4124	SOT-23	NPN General Purpose SS	0.28
♦ SST4124	592-SST4124	SOT-23	NPN General Purpose SS	0.26
2N4124	610-2N4124	TO-92	NPN General Purpose SS	0.26
2N4125	333-2N4125	TO-92	PNP General Purpose SS	0.26
2N4125	592-2N4125	TO-92	PNP General Purpose SS	0.28
♦ MMBT4126	333-MMBT4126	SOT-23	PNP General Purpose SS	0.37
2N4126	592-2N4126	TO-92	PNP General Purpose SS	0.33
♦ MMST4126	592-MMST4126	SOT-23	PNP General Purpose SS	0.28
♦ SST4126	592-SST4126	SOT-23	PNP General Purpose SS	0.26
2N4126	610-2N4126	TO-92	PNP General Purpose SS	0.26
PN4143	592-PN4143	TO-92	PNP General Purpose Switch	0.22
2N4150	511-2N4150	TO-39	NPN Transistor	4.23
2N4208	610-2N4208	TO-18	PNP Saturated Switch	1.51
2N4234	333-2N4234	TO-39	PNP General Purpose SS	1.88
2N4237	333-2N4237	TO-39	NPN General Purpose SS	2.20
2N4238	333-2N4238	TO-39	NPN General Purpose SS	2.73
PN4249	610-PN4249	TO-92	PNP Low Level Switch	0.38
PN4250	333-PN4250	TO-92	PNP Low Level Switch	0.27
PN4355	610-PN4355	TO-92	PNP General Purpose Switch	0.28
PN4356	333-PN4356	TO-92	PNP General Purpose Switch	0.28
2N4358	511-2N4358	TO-39	PNP Small Signal	1.36
2N4391	333-2N4391	TO-18	N-Channel JFET	1.06
2N4392	610-2N4392	TO-18	N-Channel JFET	1.28
2N4393	610-2N4393	TO-18	N-Channel JFET	1.11
2N4401	333-2N4401	TO-92	NPN General Purpose SS	0.22
♦ MMBT4401	333-MMBT4401	SOT-23	NPN General Purpose SS	0.37
♦ MMST4401	592-MMST4401	SOT-23	NPN General Purpose SS	0.32
♦ SST4401	592-SST4401	SOT-23	NPN General Purpose SS	0.22
♦ UMT4401	592-UMT4401	SOT-323	NPN General Purpose SS	0.33
2N4401	610-2N4401	TO-92	NPN General Purpose SS	0.19
2N4402	333-2N4402	TO-92	PNP General Purpose SS	0.22
2N4402	592-2N4402	TO-92	PNP General Purpose SS	0.22
2N4403	333-2N4403	TO-92	PNP General Purpose SS	0.22
♦ MMBT4403	333-MMBT4403	SOT-23	PNP General Purpose SS	0.40
♦ MMST4403	592-MMST4403	SOT-23	PNP General Purpose SS	0.32
♦ SST4403	592-SST4403	SOT-23	PNP General Purpose SS	0.22
♦ UMT4403	592-UMT4403	SOT-323	PNP General Purpose SS	0.33
2N4403	610-2N4403	TO-92	PNP General Purpose SS	0.19
2N4410	333-2N4410	TO-92	NPN Low Level SS	0.36
2N4410	592-2N4410	TO-92	NPN General Purpose SS	0.33
2N4416A	610-2N4416A	TO-72	N-Channel JFET	1.11
2N4427	511-2N4427	TO-39	NPN VHF/UHF AM	0.92
2N4896	511-2N4896	TO-39	NPN Power Switch	1.93
2N4899	570-2N4899	TO-66	PNP General Purpose Power	1.57
PN4917	333-PN4917	TO-92	PNP General Purpose Switch	0.38
2N4920	511-2N4920	TO-126	PNP Medium Power	0.60
2N4923	511-2N4923	TO-126	NPN Medium Power	0.60
2N5038	511-2N5038	TO-3	NPN Power Switch	3.68
2N5060	519-2N5060	TO-92	0.8A 30V SCR	0.56
2N5061	519-2N5061	TO-92	0.8A 50V SCR	0.55
2N5062	519-2N5062	TO-92	0.8A 100V SCR	0.55
2N5063	519-2N5063	TO-92	0.8A 150V SCR	0.59
2N5064	519-2N5064	TO-92	0.8A 200V SCR	0.63
2N5086	333-2N5086	TO-92	PNP General Purpose SS	0.33
2N5086	592-2N5086	TO-92	PNP General Purpose SS	0.34
♦ MMST5086	592-MMST5086	SOT-23	PNP General Purpose SS	0.33
2N5087	592-2N5087	TO-92	PNP General Purpose SS	0.28
2N5087	610-2N5087	TO-92	PNP General Purpose SS	0.26
♦ MMST5087	592-MMST5087	SOT-23	PNP General Purpose SS	0.28

For quantities greater than listed, call for quote.

Industry Type	MOUSER STOCK NO.	Package	Description	Price Each 1-99
2N5088	333-2N5088	TO-92	NPN General Purpose SS	0.26
♦ MMST5088	592-MMST5088	SOT-23	NPN General Purpose SS	0.28
2N5089	333-2N5089	TO-92	NPN General Purpose SS	0.26
♦ MMST5089	592-MMST5089	SOT-23	NPN General Purpose SS	0.28
♦ SST5089	592-SST5089	SOT-23	NPN General Purpose SS	0.26
2N5109	511-2N5109	TO-39	NPN Wideband AM	1.66
PN5138	610-PN5138	TO-92	PNP General Purpose Switch	0.32
PN5139	333-PN5139	TO-92	PNP General Purpose Switch	0.20
PN5139	592-PN5139	TO-92	PNP General Purpose Switch	0.22
2N5151	511-2N5151	TO-39	PNP Medium Power	3.59
2N5152	511-2N5152	TO-39	NPN Medium Power	3.03
2N5153	511-2N5153	TO-39	PNP Power Switch	3.91
2N5154	511-2N5154	TO-39	NPN Power Switch	3.45
2N5172	610-2N5172	TO-92	NPN General Purpose SS	0.28
2N5179	511-2N5179	TO-72	NPN VHF Amp SS	0.74
2N5191	511-2N5191	TO-126	NPN Power Switch	0.58
2N5192	511-2N5192	TO-126	NPN Power Switch	0.60
2N5193	511-2N5193	TO-126	PNP Power Switch	0.55
2N5195	511-2N5195	TO-126	PNP Power Switch	0.60
2N5209	333-2N5209	TO-92	NPN General Purpose SS	0.33
2N5210	610-2N5210	TO-92	NPN General Purpose SS	0.28
2N5220	592-2N5220	TO-92	NPN General Purpose	0.22
2N5225	333-2N5225	TO-92	NPN General Purpose SS	0.36
2N5226	333-2N5226	TO-92	PNP General Purpose SS	0.32
2N5232A	592-2N5232A	TO-92	NPN General Purpose SS	0.33
2N5306	333-2N5306	TO-92	NPN Darlington Amp	0.25
2N5308	610-2N5308	TO-92	NPN Darlington Amp	0.33
2N5320	511-2N5320	TO-39	NPN General Purpose SS	0.87
2N5321	511-2N5321	TO-39	NPN General Purpose SS	0.83
2N5322	511-2N5322	TO-39	PNP General Purpose SS	0.87
2N5323	511-2N5323	TO-39	PNP General Purpose SS	0.83
2N5339	511-2N5339	TO-39	NPN Medium Power Switch	2.05
2N5400	333-2N5400	TO-92	PNP General Purpose Amp	0.19
PN5400	333-KN5400	TO-92	PNP Hi-Volt Amp	0.18
2N5401	610-2N5401	TO-92	PNP General Purpose Amp	0.19
♦ MMBT5401	333-MMBT5401	SOT-23	PNP General Purpose Amp	0.43
♦ 2N5401S	333-2N5401S	SOT-23	PNP General Purpose Amp	0.43
2N5415	511-2N5415	TO-39	PNP Power Switch	0.92
2N5416	511-2N5416	TO-39	PNP Power Switch	0.99
2N5485	610-2N5485	TO-92	N-Channel JFET	0.39
2N5486	610-2N5486	TO-92	N-Channel JFET	0.39
2N5491	570-2N5491	TO-220AA	NPN Power Transistor	1.05
2N5550	333-2N5550	TO-92	NPN General Purpose SS	0.22
2N5551	610-2N5551	TO-92	NPN General Purpose SS	0.25
♦ MMBT5551	333-MMBT5551	SOT-23	NPN General Purpose SS	0.40
2N5655	511-2N5655	TO-126	NPN Fast Switch Power	0.67
2N5657	511-2N5657	TO-126	NPN Fast Switch Power	0.74
2N5680	511-2N5680	TO-39	PNP Power Switch	1.66
2N5681	511-2N5681	TO-39	NPN Power Switch	1.47
2N5682	511-2N5682	TO-39	NPN Power Switch	1.47
2N5770	333-2N5770	TO-92	NPN RF Amp/Osc	0.37
2N5772	610-2N5772	TO-92	NPN General Purpose SS	0.33
2N5784	511-2N5784	TO-39	NPN Power Transistor	1.66
2N5784	570-2N5784	TO-39	NPN Power Transistor	2.36
2N5785	610-2N5785	TO-39	NPN Switching SS	1.32
2N5786	570-2N5786	TO-39	NPN Power Transistor	2.36
2N5817	592-2N5817	TO-92	PNP General Purpose	0.22
2N5819	610-2N5819	TO-92	PNP Medium Power	0.32
2N5878	333-2N5878	TO-3	NPN General Purpose Amp	1.80
2N5881	333-2N5881	TO-3	NPN Power Switch	2.69
2N5882	333-2N5882	TO-3	NPN Power Switch	2.81
2N5883	333-2N5883	TO-3	PNP Power Switch	2.91
2N5884	511-2N5884	TO-3	PNP Power Switch	3.43
2N5885	333-2N5885	TO-3	NPN Power Switch	2.85
2N5885	511-2N5885	TO-3	NPN Power Switch	3.29
2N5886	333-2N5886	TO-3	NPN Power Switch	2.91
2N5886	511-2N5886	TO-3	NPN Power Switch	3.43
2N5956	570-2N5956	TO-66	PNP Medium Power Switch	1.43
2N5961	333-2N5961	TO-92	NPN Low Level SS	0.45
2N5962	610-2N5962	TO-92	NPN General Purpose SS	0.25
2N6027	610-2N6027	TO-92	Programmable Unijunction	0.40
2N6028	610-2N6028	TO-92	Programmable Unijunction	0.48
2N6034	511-2N6034	TO-126	PNP Darlington	0.55
2N6036	511-2N6036	TO-126	PNP Darlington	0.60
2N6039	511-2N6039	TO-126	NPN Darlington	0.60
2N6041	333-2N6041	TO-220	PNP Darlington Switch	1.15
2N6042	333-2N6042	TO-220	PNP Darlington Switch	1.19
2N6043	333-2N6043	TO-220	NPN Darlington Switch	1.15
2N6044	570-2N6044	TO-220AB	NPN Darlington Switch	2.11
2N6051	333-2N6051	TO-3	PNP Darlington	2.85
2N6052	570-2N6052	TO-3	PNP Darlington	6.44
2N6055	570-2N6055	TO-3	NPN Darlington	2.89
2N6059	511-2N6059	TO-3	NPN Darlington	2.19
2N6059	570-2N6059	TO-3	NPN Darlington	4.64
2N6099	511-2N6099	TO-220	NPN Power Transistor	1.06
2N6106	570-2N6106	TO-220AA	PNP Power Transistor	1.02
2N6107	570-2N6107	TO-220AB	PNP Medium Power	0.87
2N6108	570-2N6108	TO-220AA	PNP Medium Power	1.02
2N6110	570-2N6110	TO-220AA	PNP Medium Power	0.98
2N6111	511-2N6111	TO-220	PNP Medium Power	0.69
2N6123	570-2N6123	TO-220AB	NPN Medium Power	0.80
2N6124	570-2N6124	TO-220AB	PNP Medium Power	0.75

Manufacturer	Prefix
Central Semiconductor	610
EXL Semiconductor	333
Harris Semiconductor	570

Transistor, Thyristor, SCR, Mosfet, Hexfet, and Triac Devices
"2N" to "DTA"

Manufacturer	Prefix
Rohm	592
SGS Thomson	511

♦ **Surface Mount Device**

For quantities greater than listed, call for quote.

Industry Type	MOUSER STOCK NO.	Package	Description	Price Each 1-99
2N6133	**570-2N6133**	TO-220AB	PNP GP Power	**1.23**
2N6249	**570-2N6249**	TO-3	NPN Hi-Volt Power	**7.08**
2N6284	**333-2N6284**	TO-3	NPN Darlington Switch	**5.63**
2N6284	**511-2N6284**	TO-3	NPN Darlington Switch	**4.42**
2N6287	**511-2N6287**	TO-3	PNP Darlington Switch	**3.63**
2N6287	**570-2N6287**	TO-3	PNP Darlington Switch	**5.62**
2N6288	**570-2N6288**	TO-220AB	NPN Power Switch	**0.93**
2N6290	**570-2N6290**	TO-220AB	NPN Power Switch	**0.96**
2N6292	**570-2N6292**	TO-220AB	NPN Power Switch	**0.96**
2N6313	**570-2N6313**	TO-66	PNP General Purpose Power	**1.64**
2N6384	**610-2N6384**	TO-3	NPN Power Darlington	**2.45**
2N6385	**570-2N6385**	TO-3	NPN Power Darlington	**2.09**
2N6386	**511-2N6386**	TO-220	NPN Power Darlington	**0.74**
2N6386	**570-2N6386**	TO-220AB	NPN Power Darlington	**1.04**
2N6387	**333-2N6387**	TO-220	NPN Power Darlington	**0.84**
2N6387	**511-2N6387**	TO-220	NPN Power Darlington	**0.74**
2N6387	**570-2N6387**	TO-220AB	NPN Power Darlington	**1.14**
2N6388	**511-2N6388**	TO-220	NPN Power Darlington	**0.76**
2N6426	**610-2N6426**	TO-92	NPN Darlington Amp	**0.33**
2N6427	**592-2N6427**	TO-92	NPN Darlington Amp	**0.33**
♦ MMST6428	**592-MMST6428**	SOT-23	NPN General Purpose SS	**0.28**
2N6476	**570-2N6476**	TO-220AB	PNP Medium Power	**1.32**
2N6486	**570-2N6486**	TO-220AB	NPN Medium Power	**1.27**
2N6487	**511-2N6487**	TO-220	NPN Medium Power	**0.71**
2N6488	**511-2N6488**	TO-220	NPN Medium Power	**0.74**
2N6489	**511-2N6489**	TO-220	PNP Medium Power	**0.78**
2N6490	**511-2N6490**	TO-220	PNP Medium Power	**0.81**
2N6490	**570-2N6490**	TO-220AB	PNP Medium Power	**1.59**
2N6491	**570-2N6491**	TO-220AB	PNP Medium Power	**1.93**
2N6496	**511-2N6496**	TO-3	NPN Hi-Speed Power Switch	**4.55**
2N6496	**570-2N6496**	TO-3	NPN Hi-Speed Power Switch	**7.02**
2N6497	**333-2N6497**	TO-220	NPN High Voltage Switch	**1.98**
2N6498	**333-2N6498**	TO-220	NPN High Voltage Switch	**2.11**
2N6499	**333-2N6499**	TO-220	NPN High Voltage Switch	**2.23**
2N6533	**570-2N6533**	TO-220AB	NPN Power Darlington	**2.71**
2N6543	**333-2N6543**	TO-3	NPN Power Switch	**2.48**
2N6544	**333-2N6544**	TO-3	NPN Power Switch	**3.67**
2N6544	**511-2N6544**	TO-3	NPN Power Switch	**3.19**
2N6544	**570-2N6544**	TO-204AA	NPN Power Switch	**4.20**
2N6545	**333-2N6545**	TO-3	NPN Power Switch	**3.85**
2N6546	**333-2N6546**	TO-3	NPN Power Switch	**5.02**
2N6547	**333-2N6547**	TO-3	NPN Power Switch	**5.26**
2N6547	**511-2N6547**	TO-3	NPN Power Switch	**4.83**
2N6578	**570-2N6578**	TO-3	NPN Darlington Switch	**3.59**
2N6594	**333-2N6594**	TO-3	PNP Power Transistor	**1.86**
2N6609	**333-2N6609**	TO-3	PNP Hi-Power Switch	**3.25**
2N6648	**333-2N6648**	TO-3	PNP Power Darlington	**2.05**
2N6648	**511-2N6648**	TO-3	PNP Power Darlington	**1.81**
2N6648	**570-2N6648**	TO-204AA	PNP Power Darlington	**2.07**
2N6649	**333-2N6649**	TO-3	PNP Power Darlington	**2.18**
2N6650	**333-2N6650**	TO-3	PNP Power Darlington	**2.31**
2N6650	**511-2N6650**	TO-3	PNP Power Darlington	**1.98**
2N6650	**570-2N6650**	TO-204AA	PNP Power Darlington	**2.54**
2N6667	**570-2N6667**	TO-220AB	PNP Power Darlington	**1.34**
2N6668	**333-2N6668**	TO-220	PNP Power Darlington	**1.67**
2N6668	**570-2N6668**	TO-220AB	PNP Power Darlington	**1.86**
2N6714	**333-2N6714**	TO-237	NPN Medium Power	**0.41**
2N6715	**333-2N6715**	TO-237	NPN Medium Power	**0.73**
2N6716	**333-2N6716**	TO-237	NPN Medium Power	**0.41**
2N6718	**333-2N6718**	TO-237	NPN Medium Power	**0.41**
2N6719	**333-2N6719**	TO-237	NPN Power Amp	**0.86**
2N6724	**333-2N6724**	TO-237	NPN Darlington	**0.67**
2N6725	**333-2N6725**	TO-237	NPN Darlington	**0.67**
2N6726	**333-2N6726**	TO-237	PNP Darlington	**0.69**
2N6727	**333-2N6727**	TO-237	PNP Darlington	**0.44**
2N6738	**570-2N6738**	TO-220AB	NPN Power Transistor	**3.25**
2N6753	**570-2N6753**	TO-204AA	NPN Hi-Volt	**7.02**
2N6757	**570-2N6757**	TO-204	150V 8A MOSFET	**3.87**
2N6759	**570-2N6759**	TO-204	350V 4.5A MOSFET	**3.93**
2N6761	**570-2N6761**	TO-204	450V 4A MOSFET	**3.93**
2N6762	**570-2N6762**	TO-3	500V 4.5A MOSFET	**3.93**
2N6770	**570-2N6770**	TO-204	500V 12A MOSFET	**9.70**
2N6771	**570-2N6771**	TO-220AB	NPN Power Transistor	**1.12**
2N6772	**570-2N6772**	TO-220AB	NPN Power Transistor	**1.11**
2N6798	**570-2N6798**	TO-205	200V 5.5A MOSFET	**3.02**
2N6896	**570-2N6896**	TO-204	100V 6A MOSFET	**3.82**
2N6901	**570-2N6901**	TO-205	Logic LVL FET	**1.45**
2N7000	**333-2N7000**	TO-92	N-Chan MOSFET 5V 0.2A	**0.65**
♦ 2N7002	**333-2N7002**	SOT-23	N-Chan MOSFET 5V 0.2A	**0.65**
2N7056	**511-2N7056**	TO-218	Power MOSFET 200V	**8.86**
2N7059	**511-2N7059**	TO-218	Power MOSFET 500V	**8.86**
2SD313	**333-2SD313**	TO-220	NPN Power Transistor	**1.16**
2SD880	**333-2SD880**	TO-220	NPN Power Transistor	**1.16**
40251	**570-40251**	TO-3	NPN Gen Pur Switch / Amp	**2.25**
40313	**570-40313**	TO-66	NPN Hi-Speed Switch	**1.89**
40314	**570-40314**	TO-39	NPN Hi-Speed Switch	**1.41**
40346	**570-40346**	TO-39	NPN Medium Power Switch	**1.46**
40347	**570-40347**	TO-39	NPN Hi-Volt Switch	**2.36**
40347V1	**570-40347V1**	TO-39	NPN Hi-Volt Switch	**1.29**
40389	**570-40389**	TO-39	NPN Hi-Speed Switch	**1.09**
40390	**570-40390**	TO-39	NPN Hi-Volt Switch	**1.64**
40394	**570-40394**	TO-39	NPN Hi-Speed Switch	**1.41**

For quantities greater than listed, call for quote.

Industry Type	MOUSER STOCK NO.	Package	Description	Price Each 1-99
40913	**570-40913**	TO-66	NPN General Purpose Power	**2.12**
BC182	**333-BC182**	TO-92	NPN General Purpose SS	**0.28**
BC212	**333-BC212**	TO-92	PNP General Purpose SS	**0.28**
BC237	**333-BC237**	TO-92	NPN General Purpose SS	**0.28**
BC238	**333-BC238**	TO-92	NPN SS Audio Amp	**0.18**
BC239	**333-BC239**	TO-92	NPN SS Audio Amp	**0.18**
BC308	**333-BC308**	TO-92	PNP SS Audio Amp	**0.18**
BC309	**333-BC309**	TO-92	PNP SS Audio Amp	**0.18**
BC327	**333-BC327**	TO-92	PNP SS Audio Amp	**0.22**
BC328	**333-BC328**	TO-92	PNP SS Audio Amp	**0.22**
BC337	**333-BC337**	TO-92	NPN SS Audio Amp	**0.22**
BC338	**333-BC338**	TO-92	NPN SS Audio Amp	**0.22**
BC546	**333-BC546**	TO-92	NPN SS Hi-Gain	**0.18**
BC547	**333-BC547**	TO-92	NPN SS Audio Amp	**0.18**
BC548	**333-BC548**	TO-92	NPN SS Audio Amp	**0.18**
BC549	**333-BC549**	TO-92	NPN SS Audio Amp	**0.18**
BC550	**333-BC550**	TO-92	NPN SS Audio Amp	**0.18**
BC556	**333-BC556**	TO-92	PNP SS Hi-Gain	**0.18**
BC557	**333-BC557**	TO-92	PNP SS Audio Amp	**0.18**
BC558	**333-BC558**	TO-92	PNP SS Audio Amp	**0.18**
BC559	**333-BC559**	TO-92	PNP SS Audio Amp	**0.18**
BC560	**333-BC560**	TO-92	PNP SS Audio Amp	**0.18**
BTA06-400B	**511-BTA06-400B**	TO-220AB	6A 400V Triac	**0.92**
BTA06-400C	**511-BTA06-400C**	TO-220AB	6A 400V Triac	**0.92**
BTA06-600B	**511-BTA06-600B**	TO-220AB	6A 600V Triac	**1.08**
BTA06-600C	**511-BTA06-600C**	TO-220AB	6A 600V Triac	**1.08**
BTA08-400B	**511-BTA08-400B**	TO-220AB	8A 400V Triac	**0.92**
BTA08-400C	**511-BTA08-400C**	TO-220AB	8A 400V Triac	**0.97**
BTA08-600B	**511-BTA08-600B**	TO-220AB	8A 600V Triac	**1.08**
BTA08-600C	**511-BTA08-600C**	TO-220AB	8A 600V Triac	**1.08**
BTA10-400B	**511-BTA10-400B**	TO-220AB	10A 400V Triac	**0.99**
BTA10-400C	**511-BTA10-400C**	TO-220AB	10A 400V Triac	**1.01**
BTA10-600B	**511-BTA10-600B**	TO-220AB	10A 600V Triac	**1.24**
BTA10-600C	**511-BTA10-600C**	TO-220AB	10A 600V Triac	**1.24**
BTA12-400B	**511-BTA12-400B**	TO-220AB	12A 400V Triac	**1.13**
BTA12-400C	**511-BTA12-400C**	TO-220AB	12A 400V Triac	**1.13**
BTA12-600B	**511-BTA12-600B**	TO-220AB	12A 600V Triac	**1.33**
BTA12-600BW	**511-BTA12-600BW**	TO-220AB	12A 600V Triac	**1.10**
BTA12-600C	**511-BTA12-600C**	TO-220AB	12A 600V Triac	**1.20**
BTA12-600CWRG	**511-BTA12-600CWRG**	TO-220AB	12A 600V Triac	**1.20**
BTA16-400B	**511-BTA16-400B**	TO-220AB	16A 400V Triac	**1.45**
BTA16-600B	**511-BTA16-600B**	TO-220AB	16A 600V Triac	**1.56**
BTA16-600BW	**511-BTA16-600BW**	TO-220AB	16A 600V Triac	**1.63**
BTA16-600CW	**511-BTA16-600CW**	TO-220AB	16A 600V Triac	**1.89**
BTA26-600B	**511-BTA26-600B**	TO-220AB	25A 600V Triac	**5.52**
BTA41-600B	**511-BTA41-600B**	TO-220AB	40A 600V Triac	**8.63**
BTB08-600BW	**511-BTB08-600BW**	TO-220AB	8A 600V Triac	**0.92**
BTB08-600C	**511-BTB08-600C**	TO-220AB	8A 600V Triac	**1.01**
BTB10-600BW	**511-BTB10-600BW**	TO-220AB	10A 600V Triac	**0.97**
BTB12-600B	**511-BTB12-600B**	TO-220AB	12A 600V Triac	**1.15**
BTB12-600BW	**511-BTB12-600BW**	TO-220AB	12A 600V Triac	**0.99**
BTB16-600B	**511-BTB16-600B**	TO-220AB	16A 600V Triac	**1.36**
BTB16-600BW	**511-BTB16-600BW**	TO-220AB	16A 600V Triac	**1.27**
BTB24-600B	**511-BTB24-600B**	TO-220AB	25A 600V Triac	**2.05**
BTW69-1200	**511-BTW69-1200**	TO-3P	50A 1200V Triac	**8.07**
BU407	**333-BU407**	TO-220	NPN Power Amp	**1.40**
BU408	**333-BU408**	TO-220	NPN Power Switch	**1.67**
BUZ11	**511-BUZ11**	TO-220	N-Ch 50V 36A MOSFET	**2.37**
BUZ71A	**511-BUZ71A**	TO-220	N-Ch 50V 13A MOSFET	**0.97**
BUZ71A	**570-BUZ71A**	TO-220AB	N-Ch 800V 3.8A MOSFET	**0.70**
BUZ80A	**511-BUZ80A**	TO-220	N-Ch 50V 13A MOSFET	**2.48**
♦ CLP200M	**511-CLP200M**	SOP-10	Ring Relay and Line Card	**4.37**
♦ CMPT2222A	**610-CMPT2222A**	SOT-23	NPN General Purpose SS	**0.28**
♦ CMPT2369	**610-CMPT2369**	SOT-23	NPN Fast Switching SS	**0.29**
♦ CMPT3904	**610-CMPT3904**	SOT-23	NPN General Purpose SS	**0.31**
♦ CMPTA13	**610-CMPTA13**	SOT-23	NPN Darlington Amp	**0.31**
♦ CMPTH10	**610-CMPTH10**	SOT-23	NPN RF 1 Amp Osc	**0.35**
D40K1	**570-D40K1**	TO-202AB	NPN Power Darlington	**1.10**
D44D2	**570-D44D2**	TO-220AB	NPN Darlington Power	**1.41**
D44D3	**570-D44D3**	TO-220AB	NPN Darlington Power	**1.36**
D44D4	**570-D44D4**	TO-220AB	NPN Darlington Power	**1.93**
D44D6	**570-D44D6**	TO-220AB	NPN Darlington Power	**2.23**
D44E2	**570-D44E2**	TO-220AB	NPN Darlington Power	**1.84**
D44E3	**570-D44E3**	TO-220AB	NPN Darlington Power	**2.27**
D44H11	**570-D44H11**	TO-220AB	NPN General Purpose Power	**1.25**
D44VH10	**570-D44VH10**	TO-220AB	NPN General Purpose Power	**1.45**
D45C8	**570-D45C8**	TO-220AB	PNP General Purpose Power	**1.25**
D45E1	**570-D45E1**	TO-220AB	PNP Darlington Power	**2.32**
D45H11	**570-D45H11**	TO-220AB	PNP General Purpose Power	**1.34**
D45VH10	**570-D45VH10**	TO-220AB	PNP General Purpose Power	**2.52**
♦ DA108S1	**511-DA108S1**	SO-8	8 Diode Array	**0.87**
♦ DA112S1	**511-DA112S1**	SO-8	12 Diode Array	**1.62**
DB3	**511-DB3**	DO-35	32V 100mA Diac	**0.18**
♦ DTA114EK	**592-DTA114EK**	SOT-23	PNP 100mA 10K/10K	**0.28**
♦ DTA114TK	**592-DTA114TK**	SOT-23	PNP 100mA 10K/Open	**0.28**
♦ DTA114YK	**592-DTA114YK**	SOT-23	PNP 100mA 10K/50K	**0.26**
♦ DTA123EK	**592-DTA123EK**	SOT-23	PNP 100mA 2.2K/2.2K	**0.28**
♦ DTA123JK	**592-DTA123JK**	SOT-23	PNP 100mA 2.2K/47K	**0.28**
♦ DTA124EK	**592-DTA124EK**	SOT-23	PNP 100mA 22K/22K	**0.28**
♦ DTA124XK	**592-DTA124XK**	SOT-23	PNP 100mA 22K/44K	**0.26**
♦ DTA143EK	**592-DTA143EK**	SOT-23	PNP 100mA 4.7K/4.7K	**0.28**
♦ DTA143XK	**592-DTA143XK**	SOT-23	PNP 100mA 4.7K/9.4K	**0.26**

Manufacturer	Prefix
EXL Semiconductor	333
Harris Semiconductor	570
Rohm	592

Transistor, Thyristor, SCR, Mosfet, Hexfet, and Triac Devices
"DTA" to "MMST"

Manufacturer	Prefix
SGS Thomson	511
Teccor	519

♦ **Surface Mount Device**

For quantities greater than listed, call for quote.

Industry Type	MOUSER STOCK NO.	Package	Description	Price Each 1-99
♦ DTA143ZK	592-DTA143ZK	SOT-23	PNP 100mA 4.7K/4.7K	0.26
♦ DTA144EK	592-DTA144EK	SOT-23	PNP 100mA 47K/47K	0.28
♦ DTA144WK	592-DTA144WK	SOT-23	PNP 100mA 47K/23.5K	0.26
♦ DTC114EK	592-DTC114EK	SOT-23	NPN 100mA 10K/10K	0.28
♦ DTC114TK	592-DTC114TK	SOT-23	NPN 100mA 10K/Open	0.28
♦ DTC114WK	592-DTC114WK	SOT-23	NPN 100mA 10K/5K	0.26
♦ DTC114YK	592-DTC114YK	SOT-23	NPN 100mA 10K/50K	0.28
♦ DTC123JK	592-DTC123JK	SOT-23	NPN 100mA 2.2K/47K	0.28
♦ DTC124EK	592-DTC124EK	SOT-23	NPN 100mA 22K/22K	0.28
♦ DTC124XK	592-DTC124XK	SOT-23	NPN 100mA 22K/44K	0.26
♦ DTC143EK	592-DTC143EK	SOT-23	NPN 100mA 4.7K/4.7K	0.28
♦ DTC143TK	592-DTC143TK	SOT-23	NPN 100mA 4.7K/Open	0.28
♦ DTC143XK	592-DTC143XK	SOT-23	NPN 100mA 4.7K/9.4K	0.26
♦ DTC143ZK	592-DTC143ZK	SOT-23	NPN 100mA 4.7K/47K	0.26
♦ DTC144EK	592-DTC144EK	SOT-23	NPN 100mA 47K/47K	0.28
♦ DTC144WK	592-DTC144WK	SOT-23	NPN 100mA 47K/23.5K	0.26
EC103B	519-EC103B	TO-92	0.8A 200V SCR	0.52
EC103D	519-EC103D	TO-92	0.8A 400V SCR	0.56
♦ ESDA6V1S3	511-ESDA6V1S3	SO-20	18 Unidirectional Trisil	4.55
♦ ESDA6V1U1	511-ESDA6V1U1	SO-8	6 Unidirectional Trisil	1.61
FLC01-200D	511-FLC01-200D	SOT-82	Capacitive Ignition Control	0.50
FLC02-200D	511-FLC02-200D	SOT-82	Capacitive Ignition Control	0.78
GES5819	570-GES5819	TO-92	PNP Small Signal	0.19
♦ ICC01-400B5	511-ICC01-400B5	SO-16	Sm Eng Ignition Control	1.50
ICC03-400B2	511-ICC03-400B2	DIP-8	Sm Eng Ignition Control	1.29
IRF243	570-IRF243	TO-204AE	N-CH MOSFET 16A 150V	5.53
IRF250	570-IRF250	TO-204AE	N-CH MOSFET 30A 200V	7.32
IRF320	333-IRF320	TO-3	Power MOSFET 300V 3.0A	3.45
IRF320	570-IRF320	TO-204AA	N-CH MOSFET 3.3A 400V	3.43
IRF330	333-IRF330	TO-3	Power MOSFET 400V 5.5A	4.71
IRF330	570-IRF330	TO-204AA	N-CH MOSFET 5.5A 400V	4.32
IRF340	570-IRF340	TO-204AA	N-CH MOSFET 10A 400V	5.30
IRF350	570-IRF350	TO-204AA	N-CH MOSFET 15A 400V	7.21
IRF420	333-IRF420	TO-3	Power MOSFET 500V 2.5A	3.60
IRF420	570-IRF420	TO-204AA	N-CH MOSFET 2.5A 500V	3.43
IRF430	333-IRF430	TO-3	Power MOSFET 500V 4.5A	5.17
IRF430	570-IRF430	TO-204AA	N-CH MOSFET 4.5A 500V	4.32
IRF440	333-IRF440	TO-3	Power MOSFET 500V 8A	6.12
IRF440	570-IRF440	TO-204AA	N-CH MOSFET 8.0A 500V	5.34
IRF450	570-IRF450	TO-204AA	N-CH MOSFET 13A 500V	6.94
IRF510	511-IRF510	TO-220AB	Power MOSFET 100V	0.97
IRF510	570-IRF510	TO-220AB	N-CH MOSFET 5.6A 100V	1.00
IRF511	333-IRF511	TO-220	Power MOSFET 60V 4A	1.45
IRF520	333-IRF520	TO-220	Power MOSFET 100V 8A	1.83
IRF520	511-IRF520	TO-220	Power MOSFET 100V 9.2A	1.08
IRF520	570-IRF520	TO-220AB	N-CH MOSFET 9.2A 100V	1.48
IRF530	333-IRF530	TO-220	Power MOSFET 100V 14A	2.31
IRF530	511-IRF530	TO-220	Power MOSFET 100V	1.50
IRF530	570-IRF530	TO-220AB	N-CH MOSFET 100V 14A	1.98
IRF540	333-IRF540	TO-220	Power MOSFET 100V 27A	3.49
IRF540	511-IRF540	TO-220	Power MOSFET 100V	2.48
IRF610	570-IRF610	TO-220AB	N-CH MOSFET 3.3A 200V	1.00
IRF620	511-IRF620	TO-220	Power MOSFET 200V	1.08
IRF630	511-IRF630	TO-220	Power MOSFET 200V	1.77
IRF640	511-IRF640	TO-220	Power MOSFET 200V	2.74
IRF640	570-IRF640	TO-220AB	N-CH MOSFET 18A 200V	2.71
IRF711	333-IRF711	TO-220	Power MOSFET 350V 1.5A	1.57
IRF720	570-IRF720	TO-220AB	N-CH MOSFET 3.3A 400V	1.64
IRF730	511-IRF730	TO-220	Power MOSFET 400V	1.84
IRF740	333-IRF740	TO-220	Power MOSFET 400V 10A	3.95
IRF740	511-IRF740	TO-220	Power MOSFET 400V	2.74
IRF740	570-IRF740	TO-220AB	N-CH MOSFET 10A 400V	3.14
IRF820	511-IRF820	TO-220	Power MOSFET 500V	1.36
IRF820	570-IRF820	TO-220AB	N-CH MOSFET 2.5A 500V	1.64
IRF830	511-IRF830	TO-220	Power MOSFET 500V 4.5A	1.84
IRF840	333-IRF840	TO-220	N-CH MOSFET 8.0A 500V	3.38
IRF840	570-IRF840	TO-220AB	N-CH MOSFET 8.0A 500V	3.14
IRF9130	570-IRF9130	TO-204AA	P-CH MOSFET 12A 100V	4.32
IRF9140	570-IRF9140	TO-204AA	P-CH MOSFET 19A 100V	5.80
IRF9142	584-IRF9142	TO-3	HEXFET 100V 15A	10.03
IRF9510	570-IRF9510	TO-220AB	P-CH MOSFET 3.0A 100V	1.52
IRF9520	570-IRF9520	TO-220AB	P-CH MOSFET 6A 100V	1.87
IRF9530	570-IRF9530	TO-220AB	P-CH MOSFET 12A 100V	2.36
IRF9540	570-IRF9540	TO-220AB	P-CH MOSFET 19A 100V	3.07
IRFD1Z0	570-IRFD1Z0	DIP-4	N-CH MOSFET 0.5A 100V	0.91
IRFD010	584-IRFD010	HD-1	HEXFET 50V 1.7A	1.48
IRFD110	570-IRFD110	DIP-4	N-CH MOSFET 1.0A 100V	1.20
IRFD113	570-IRFD113	DIP-4	N-CH MOSFET 1.0A 100V	0.91
IRFD120	570-IRFD120	DIP-4	N-CH MOSFET 1.3A 100V	1.62
IRFD123	570-IRFD123	DIP-4	N-CH MOSFET 1.1A 80V	1.32
IRFD210	570-IRFD210	DIP-4	N-CH MOSFET 0.6A 200V	1.41
IRFD220	570-IRFD220	DIP-4	N-CH MOSFET 0.8A 200V	1.84
IRFD9022	584-IRFD9022	HD-1	HEXFET 50V 1.4A	2.36
IRFD9113	570-IRFD9113	DIP-4	P-CH MOSFET 0.6A 80V	0.82
IRFD9120	570-IRFD9120	DIP-4	P-CH MOSFET 1.0A 100V	1.43
IRFD9123	570-IRFD9123	DIP-4	P-CH MOSFET 0.8A 80V	1.21
IRFD9223	584-IRFD9223	HD-1	HEXFET 150V 0.45A	2.70
IRFF110	570-IRFF110	TO-205AF	N-CH MOSFET 3.5A 100V	1.71
IRFF120	570-IRFF120	TO-205AF	N-CH MOSFET 6.0A 100V	2.36
IRFF130	570-IRFF130	TO-205AF	N-CH MOSFET 8.0A 100V	3.66
IRFF133	584-IRFF133	TO-39	HEXFET 60V 7A	5.02
IRFF210	570-IRFF210	TO-205AF	N-CH MOSFET 2.2A 200V	1.75

For quantities greater than listed, call for quote.

Industry Type	MOUSER STOCK NO.	Package	Description	Price Each 1-99
IRFF220	570-IRFF220	TO-205AF	HEXFET 200V 3A	2.26
IRFF230	570-IRFF230	TO-205AF	N-CH MOSFET 3.5A 200V	3.75
IRFF232	584-IRFF232	TO-39	HEXFET 200V 4.5A	7.00
IRFF233	584-IRFF233	TO-39	HEXFET 150V 4.5A	5.41
IRFF330	570-IRFF330	TO-205AF	N-CH MOSFET 3.5A 400V	3.82
IRFF332	584-IRFF332	TO-39	HEXFET 400V 3A	7.07
IRFF333	584-IRFF333	TO-39	HEXFET 350V 3A	6.10
IRFF420	570-IRFF420	TO-205AF	N-CH MOSFET 1.6A 500V	2.37
IRFF430	570-IRFF430	TO-205AF	N-CH MOSFET 2.75A 500V	3.82
IRFF9121	584-IRFF9121	TO-39	HEXFET 60V 4A	4.68
IRFF9130	570-IRFF9130	TO-205AF	P-CH MOSFET 6.5A 80V	3.70
IRFF9132	584-IRFF9132	TO-39	HEXFET 100V 5.5A	9.15
IRFF9133	584-IRFF9133	TO-39	HEXFET 60V 5.5A	8.21
IRFF9213	584-IRFF9213	TO-39	HEXFET 150V 1.3A	3.81
IRFF9220	570-IRFF9220	TO-205AF	P-CH MOSFET 2.5A 200V	3.50
IRFF9221	584-IRFF9221	TO-39	HEXFET 150V 2.5A	4.86
IRFF9230	570-IRFF9230	TO-205AF	P-CH MOSFET 4.0A 200V	6.17
IRFF9231	584-IRFF9231	TO-39	HEXFET 150V 4A	9.03
IRFF9232	584-IRFF9232	TO-39	HEXFET 200V 3.5A	9.45
IRFF9233	584-IRFF9233	TO-39	HEXFET 150V 3.5A	8.19
IRFP150	511-IRFP150	TO-218	N-CH MOSFET 40A 100V	7.30
IRFP150	570-IRFP150	TO-247	N-CH MOSFET 40A 100V	6.01
IRFP250	570-IRFP250	TO-247	N-CH MOSFET 33A 200V	6.64
IRFP350	570-IRFP350	TO-247	N-CH MOSFET 16A 400V	6.64
IRFP360	570-IRFP360	TO-247	N-CH MOSFET 23A 400V	12.91
IRFP450	570-IRFP450	TO-247	N-CH MOSFET 14A 500V	6.01
IRFP460	570-IRFP460	TO-247	N-CH MOSFET 20A 500V	12.09
IRFP9140	570-IRFP9140	TO-247	P-CH MOSFET 19A 100V	5.36
IRFP9240	570-IRFP9240	TO-247	P-CH MOSFET 12A 200V	5.02
IRFU120	570-IRFU120	TO-251AA	N-CH MOSFET 8.4A 100V	1.16
IRFZ20	511-IRFZ20	TO-220	Power MOSFET 50V	1.08
IRFZ22	511-IRFZ22	TO-220	Power MOSFET 50V	0.83
IRFZ30	584-IRFZ30	TO-220AB	HEXFET 50V	2.45
IRFZ40	333-IRFZ40	TO-220	N-CH MOSFET 50A 50V	2.88
IRFZ40	511-IRFZ40	TO-220	Power MOSFET 50V	2.58
IRFZ40	584-IRFZ40	TO-220AB	HEXFET 50V	3.70
IRFZ44	333-IRFZ44	TO-220	N-CH MOSFET 50A 60V	3.01
IRLZ44	333-IRLZ44	TO-220	N-CH MOSFET 50A 60V	3.51
♦ ITA25B1	511-ITA25B1	SO-8	4 Bidirectional Trisil	1.52
♦ ITA25B3	511-ITA25B3	SO-20	8 Bidirectional Trisil	3.04
KN5400	333-KN5400	TO-92	NPN Medium Power	0.18
KSP2222A	333-KSP2222A	TO-92	NPN General Purpose SW	0.18
KSP2907A	333-KSP2907A	TO-92	PNP General Purpose SW	0.18
KSP92	333-KSP92	TO-92	PNP Small Signal	0.25
KTA1266	333-KTA1266	TO-92	PNP General Purpose Switch	0.18
KTA1268	333-KTA1268	TO-92	PNP Hi-Volt Amp	0.35
KTA1270	333-KTA1270	TO-92	PNP General Purpose Switch	0.35
KTA1271	333-KTA1271	TO-92	PNP Hi-Current	0.33
KTC3198	333-KTC3198	TO-92	NPN General Purpose Switch	0.15
KTC3203	333-KTC3203	TO-92	NPN Hi-Current SS	0.33
2N2369	333-KTN2369	TO-92	NPN Fast Switch SS	0.40
L201E3	519-L201E3	TO-92	0.8A 200V Triac	1.06
L401E3	519-L401E3	TO-92	1A 400V Triac	1.22
L2004F31	519-L2004F31	TO-202	4A 200V Triac	1.33
L2004F51	519-L2004F51	TO-202	4A 200V Triac	1.22
L4004F31	519-L4004F31	TO-202	4A 400V Triac	1.42
♦ LCP1511D	511-LCP1511D	SO-8	Telecom Line Card	1.52
MJ802	511-MJ802	TO-3	NPN General Purpose Power	3.31
MJ2501	511-MJ2501	TO-3	PNP Darlington Power	2.00
MJ2955	511-MJ2955	TO-3	PNP General Purpose Power	1.45
MJ3001	511-MJ3001	TO-3	NPN Darlington Power	1.98
MJ4030	333-MJ4030	TO-3	PNP General Purpose Power	3.43
MJ4033	333-MJ4033	TO-3	NPN General Purpose Power	3.55
MJ4035	511-MJ4035	TO-3	NPN Darlington Power	2.53
MJ4502	333-MJ4502	TO-3	PNP General Purpose Power	3.36
MJ4502	511-MJ4502	TO-3	PNP General Purpose Power	3.43
MJ10005	511-MJ10005	TO-3	NPN Darlington Power	5.29
MJ15003	333-MJ15003	TO-3	NPN Transistor 80V	6.47
MJ15022	570-MJ15022	TO-3	NPN Hi-Power Switch	5.36
MJ15024	570-MJ15024	TO-3	NPN Hi-Power Switch	6.00
MJE172	511-MJE172	SOT-32	PNP Gen Pur Power Switch	0.53
MJE182	511-MJE182	SOT-32	NPN Gen Pur Power Switch	0.53
MJE210	511-MJE210	SOT-32	PNP Gen Pur Power Switch	0.55
MJE340	511-MJE340	SOT-32	NPN Fast Switch Power	0.60
MJE350	511-MJE350	SOT-32	PNP Fast Switch Power	0.58
MJE370	511-MJE370	SOT-32	PNP Gen Pur Power Switch	0.55
MJE371	511-MJE371	SOT-32	PNP Gen Pur Power Switch	0.58
MJE521	511-MJE521	SOT-32	NPN Gen Pur Power Switch	0.58
MJE802	511-MJE802	SOT-32	NPN Darlington Power	0.60
MJE2955T	511-MJE2955T	TO-220	PNP Gen Pur Power Switch	0.71
MJE3055T	511-MJE3055T	TO-220	NPN Gen Pur Power Switch	0.71
MJE3439	511-MJE3439	SOT-32	NPN Fast Switch Power	0.74
MJE3440	511-MJE3440	SOT-32	NPN Fast Switch Power	0.67
MJE13003	511-MJE13003	SOT-32	NPN Fast Switch Power	0.97
MJE13004	610-MJE13004	TO-220	NPN Fast Switch Power	1.55
MJE13005	333-MJE13005	TO-220	NPN Fast Switch Power	1.24
MJE13005	511-MJE13005	TO-220	NPN Fast Switch Power	1.38
MJE13006	333-MJE13006	TO-220	NPN Fast Switch Power	1.65
MJE13006	511-MJE13006	TO-220	NPN Fast Switch Power	1.82
MJE13007	333-MJE13007	TO-220	NPN Fast Switch Power	1.36
MJE13009	511-MJE13009	TO-220	NPN Fast Switch Power	2.30
♦ MMST918	592-MMST918	SOT-23	NPN VHF Osc SS	0.40

Manufacturer	Prefix
Central Semiconductor	610
EXL Semiconductor	333
Harris Semiconductor	570

Transistor, Thyristor, SCR, Mosfet, Hexfet, and Triac Devices
"MMST" to "RFP"

Manufacturer	Prefix
Rohm	592
SGS Thomson	511

♦ **Surface Mount Device**

For quantities greater than listed, call for quote.

Industry Type	MOUSER STOCK NO.	Package	Description	Price Each 1-99
♦ MMST2222A	592-MMST2222A	SOT-23	NPN General Purpose	0.32
♦ MMBT2369A	333-MMBT2369A	SOT-23	NPN Fast Switch SS	0.32
♦ MMST2907	592-MMST2907	SOT-23	PNP General Purpose SS	0.28
♦ MMBT2907A	333-MMBT2907A	SOT-23	PNP General Purpose	0.35
♦ MMST2907A	592-MMST2907A	SOT-23	PNP General Purpose	0.32
♦ MMST3904	592-MMST3904	SOT-23	NPN General Purpose SS	0.32
♦ MMBT3906	333-MMBT3906	SOT-23	PNP General Purpose SS	0.24
♦ MMST3906	592-MMST3906	SOT-23	PNP General Purpose	0.32
♦ MMBT4124	333-MMBT4124	SOT-23	NPN General Purpose	0.37
♦ MMST4124	592-MMST4124	SOT-23	NPN General Purpose	0.28
♦ MMBT4126	333-MMBT4126	SOT-23	PNP General Purpose	0.37
♦ MMST4126	592-MMST4126	SOT-23	PNP General Purpose	0.28
♦ MMBT4401	333-MMBT4401	SOT-23	NPN General Purpose	0.37
♦ MMST4401	592-MMST4401	SOT-23	NPN General Purpose	0.32
♦ MMBT4403	333-MMBT4403	SOT-23	PNP General Purpose	0.40
♦ MMST4403	592-MMST4403	SOT-23	PNP General Purpose	0.32
♦ MMST5086	592-MMST5086	SOT-23	PNP General Purpose	0.33
♦ MMST5087	592-MMST5087	SOT-23	PNP General Purpose SS	0.28
♦ MMST5088	592-MMST5088	SOT-23	NPN General Purpose	0.28
♦ MMST5089	592-MMST5089	SOT-23	NPN General Purpose SS	0.28
♦ MMBT5401	333-MMBT5401	SOT-23	PNP General Purpose	0.43
♦ MMBT5551	333-MMBT5551	SOT-23	NPN General Purpose SS	0.40
♦ MMST6428	592-MMST6428	SOT-23	NPN General Purpose SS	0.28
♦ MMST8098	592-MMST8098	SOT-23	PNP General Purpose SS	0.28
♦ MMBTA05	333-MMBTA05	SOT-23	NPN Medium Power	0.31
♦ MMBTA06	333-MMBTA06	SOT-23	NPN Medium Power	0.31
♦ MMSTA06	592-MMSTA06	SOT-23	NPN Darlington Amp	0.32
♦ MMBTA14	333-MMBTA14	SOT-23	NPN Darlington Amp	0.31
♦ MMSTA14	592-MMSTA14	SOT-23	NPN Darlington Amp	0.32
♦ MMSTA20	592-MMSTA20	SOT-23	NPN General Purpose SS	0.32
♦ MMSTA28	592-MMSTA28	SOT-23	NPN Darlington Amp	0.32
♦ MMSTA42	333-MMBTA42	SOT-23	NPN Small Signal	0.28
♦ MMBTA43	333-MMBTA43	SOT-23	NPN Small Signal	0.28
♦ MMSTA56	592-MMSTA56	SOT-23	PNP Medium Power	0.48
♦ MMSTA63	592-MMSTA63	SOT-23	PNP Darlington Amp	0.40
♦ MMSTA64	592-MMSTA64	SOT-23	PNP Darlington Amp	0.35
♦ MMSTA70	592-MMSTA70	SOT-23	PNP General Purpose SS	0.20
♦ MMSTA92	333-MMBTA92	SOT-23	NPN Quad Transistor	0.28
MPQ2907	333-MPQ2907	TO-116	PNP Quad Transistor	1.51
MPQ3904	333-MPQ3904	TO-116	NPN Quad Transistor	1.51
MPQ3906	333-MPQ3906	TO-116	NPN Quad Transistor	1.51
MPS2712	592-MPS2712	TO-92	NPN General Purpose SS	0.22
MPS2924	333-MPS2924	TO-92	NPN General Purpose SS	0.32
MPS3392	333-MPS3392	TO-92	NPN General Purpose SS	0.41
MPS3393	333-MPS3393	TO-92	NPN General Purpose SS	0.35
MPS3394	592-MPS3394	TO-92	NPN General Purpose SS	0.22
MPS3704	610-MPS3704	TO-92	NPN General Purpose Switch	0.37
MPS3706	592-MPS3706	TO-92	NPN General Purpose SS	0.24
MPS3707	592-MPS3707	TO-92	NPN General Purpose SS	0.24
MPS3708	592-MPS3708	TO-92	NPN General Purpose SS	0.24
MPS3710	592-MPS3710	TO-92	NPN General Purpose SS	0.24
MPS4249	592-MPS4249	TO-92	PNP General Purpose	0.34
MPS5305	592-MPS5305	TO-92	NPN Darlington Amp	0.26
MPS5306	592-MPS5306	TO-92	NPN Darlington Amp	0.26
MPS5307	592-MPS5307	TO-92	NPN Darlington Amp	0.26
MPS6513	592-MPS6513	TO-92	NPN General Purpose SS	0.22
MPS6514	333-MPS6514	TO-92	NPN General Purpose Switch	0.27
MPS6515	333-MPS6515	TO-92	NPN General Purpose Switch	0.27
MPS6517	333-MPS6517	TO-92	PNP General Purpose SS	0.28
MPS6519	610-MPS6519	TO-92	PNP General Purpose SS	0.29
MPS6520	333-MPS6520	TO-92	NPN General Purpose SS	0.23
MPS6521	333-MPS6521	TO-92	NPN General Purpose SS	0.36
MPS6522	592-MPS6522	TO-92	NPN General Purpose Switch	0.22
MPS6531	610-MPS6531	TO-92	NPN General Purpose Switch	0.29
MPS6532	592-MPS6532	TO-92	NPN General Purpose SS	0.24
MPS6534	610-MPS6534	TO-92	PNP General Purpose SS	0.29
MPS6535	592-MPS6535	TO-92	PNP General Purpose SS	0.24
MPS6560	333-MPS6560	TO-92	NPN General Purpose SS	0.31
MPS6560	592-MPS6560	TO-92	NPN Medium Power	0.22
MPS6561	333-MPS6561	TO-92	NPN Medium Power	0.29
MPS6562	333-MPS6562	TO-92	PNP Medium Power	0.29
MPS6562	592-MPS6562	TO-92	PNP Medium Power Amp	0.20
MPS6566	592-MPS6566	TO-92	NPN General Purpose SS	0.22
MPS8097	592-MPS8097	TO-92	PNP General Purpose SS	0.29
MPS9418	333-MPS9418	TO-92	NPN General Purpose SS	0.30
♦ MMBTA05	333-MMBTA05	SOT-23	NPN Medium Power	0.31
♦ SSTA05	592-SSTA05	SOT-23	NPN Medium Power	0.30
MPSA06	610-MPSA06	TO-92	NPN Medium Power	0.23
♦ MMSTA06	592-MMSTA06	SOT-23	NPN Medium Power	0.32
♦ SSTA06	592-SSTA06	SOT-23	NPN Medium Power	0.35
MPSA09	592-MPSA09	TO-92	NPN General Purpose SS	0.34
MPSA10	333-MPSA10	TO-92	NPN General Purpose Switch	0.29
MPSA12	333-MPSA12	TO-92	NPN Darlington Amp	0.32
MPSA13	610-MPSA13	TO-92	NPN Darlington Amp	0.25
♦ SSTA13	592-SSTA13	SOT-23	NPN Darlington Amp	0.35
♦ CMPTA13	610-CMPTA13	SOT-23	NPN Darlington Amp	0.31
MPSA14	610-MPSA14	TO-92	NPN Darlington Amp	0.25
♦ MMBTA14	333-MMBTA14	SOT-23	NPN Darlington Amp	0.32
♦ MMSTA14	592-MMSTA14	SOT-23	NPN Darlington Amp	0.32
♦ RXTA14	592-RXTA14	SOT-89	NPN Darlington Amp	0.56
♦ SSTA14	592-SSTA14	SOT-23	NPN General Purpose SS	0.30
MPSA18	610-MPSA18	TO-92	NPN General Purpose SS	0.30

For quantities greater than listed, call for quote.

Industry Type	MOUSER STOCK NO.	Package	Description	Price Each 1-99
MPSA20	610-MPSA20	TO-92	NPN General Purpose SS	0.34
♦ MMSTA20	592-MMSTA20	SOT-23	NPN General Purpose SS	0.32
♦ SSTA20	592-SSTA20	SOT-23	NPN General Purpose SS	0.30
MPSA26	610-MPSA26	TO-92	NPN Darlington Amp	0.34
MPSA28	592-MPSA28	TO-92	NPN Darlington Amp	0.34
♦ MMSTA28	592-MMSTA28	SOT-23	NPN Darlington Amp	0.32
♦ RXTA28	592-RXTA28	SOT-89	NPN Darlington Amp	0.65
♦ SSTA28	592-SSTA28	SOT-23	NPN Darlington Amp	0.35
MPSA29	610-MPSA29	TO-92	NPN Darlington Amp	0.34
MPSA42	333-MPSA42	TO-92	NPN Small Signal	0.25
♦ MMBTA42	333-MMBTA42	SOT-23	NPN Small Signal	0.28
MPSA43	333-MPSA43	TO-92	NPN Small Signal	0.25
♦ MMBTA43	333-MMBTA43	SOT-23	NPN Small Signal	0.28
MPSA55	610-MPSA55	TO-92	PNP Medium Power	0.24
MPSA55	592-MPSA55	TO-92	PNP Medium Power	0.34
♦ MMSTA56	592-MMSTA56	SOT-23	PNP Medium Power	0.48
♦ SSTA56	592-SSTA56	SOT-23	PNP Darlington Amp	0.35
MPSA56	610-MPSA56	TO-92	PNP Medium Power	0.20
♦ MMSTA63	592-MMSTA63	SOT-23	PNP Darlington Amp	0.40
MPSA64	610-MPSA64	TO-92	PNP General Purpose Darl	0.34
♦ MMSTA64	592-MMSTA64	SOT-23	PNP Darlington Amp	0.35
♦ SSTA65	592-SSTA65	SOT-23	PNP Darlington Amp	0.28
MPSA70	592-MPSA70	TO-92	PNP General Purpose SS	0.34
♦ MMSTA70	592-MMSTA70	SOT-23	PNP General Purpose SS	0.20
♦ RXTA76	592-RXTA76	SOT-89	PNP General Purpose SS	0.56
MPSA92	333-MPSA92	TO-92	PNP Small Signal	0.25
♦ MMBTA92	333-MMBTA92	SOT-23	PNP Small Signal	0.28
MPSA93	333-MPSA93	TO-92	PNP Small Signal	0.28
MPSH10	610-MPSH10	TO-92	NPN RF Amp/Osc	0.25
♦ CMPTH10	610-CMPTH10	SOT-23	NPN RF Amp/Osc	0.35
MTP3055E	511-MTP3055E	TO-220	N-Channel MOSFET 60V 14A	0.97
♦ P0102BL	511-P0102BL	SOT-23	0.2 Amp 200 Volt SCR	0.44
P0102DA	511-P0102DA	TO-92	0.8 Amp 400 Volt SCR	0.35
♦ P0102DL	511-P0102DL	SOT-23	0.2 Amp 200 Volt SCR	0.62
P0111DA	511-P0111DA	TO-92	0.8 Amp 400 Volt SCR	0.35
PCR012-4	333-PCR012-4	TO-220AB	12 Amp 200 Volt SCR	1.25
PCR012-6	333-PCR012-6	TO-220AB	12 Amp 400 Volt SCR	1.38
PCR012-8	333-PCR012-8	TO-220AB	12 Amp 600 Volt SCR	1.60
PCR100-4	333-PCR100-4	TO-92	0.8 Amp 200 Volt SCR	0.47
PCR100-6	333-PCR100-6	TO-92	0.8 Amp 400 Volt SCR	0.53
PCR400-4	333-PCR400-4	TO-126	4 Amp 200 Volt SCR	0.74
PCR400-6	333-PCR400-6	TO-126	4 Amp 400 Volt SCR	0.79
PCR600-3	333-PCR600-3	TO-220AB	6 Amp 100 Volt SCR	1.20
PCR600-4	333-PCR600-4	TO-220AB	6 Amp 200 Volt SCR	1.26
PCR600-6	333-PCR600-6	TO-220AB	6 Amp 400 Volt SCR	1.32
PCR600-8	333-PCR600-8	TO-220AB	6 Amp 600 Volt SCR	1.62
PN918	610-PN918	TO-92	NPN General Purpose Switch	0.29
PN2222	333-PN2222	TO-92	NPN General Purpose Switch	0.18
PN2222	592-PN2222	TO-92	NPN General Purpose Switch	0.23
PN2222A	610-PN2222A	TO-92	NPN General Purpose Switch	0.18
PN2369A	333-PN2369A	TO-92	NPN Fast Switch SS	0.27
PN2905A	592-PN2905A	TO-92	PNP General Purpose Switch	0.22
PN2907	333-PN2907	TO-92	PNP General Purpose Switch	0.18
PN2907A	333-PN2907A	TO-92	PNP General Purpose Switch	0.18
PN2907A	610-PN2907A	TO-92	PNP General Purpose Switch	0.18
PN3250	592-PN3250	TO-92	PNP General Purpose Switch	0.22
PN3250A	592-PN3250A	TO-92	PNP General Purpose Switch	0.22
PN3251	592-PN3251	TO-92	PNP General Purpose Switch	0.22
PN3251A	592-PN3251A	TO-92	PNP General Purpose Switch	0.22
PN3564	592-PN3564	TO-92	NPN Hi-Frequency Switch	0.26
PN3565	333-PN3565	TO-92	NPN Low Level SS	0.32
PN3566	333-PN3566	TO-92	NPN General Purpose Switch	0.54
PN3567	333-PN3567	TO-92	NPN Medium Power	0.41
PN3569	333-PN3569	TO-92	NPN Medium Power	0.20
PN3638A	333-PN3638A	TO-92	PNP General Purpose SS	0.35
PN3640	333-PN3640	TO-92	PNP Switching Trans	1.50
PN3643	333-PN3643	TO-92	NPN General Purpose Switch	0.25
PN3644	333-PN3644	TO-92	PNP General Purpose Switch	0.31
PN3645	610-PN3645	TO-92	PNP General Purpose Switch	0.38
PN3904	333-KN3904	TO-92	NPN General Purpose Switch	0.18
PN4143	592-PN4143	TO-92	PNP General Purpose Switch	0.22
PN4249	610-PN4249	TO-92	PNP Low Level Switch	0.38
PN4250	333-PN4250	TO-92	PNP Low Level Switch	0.27
PN4355	610-PN4355	TO-92	PNP General Purpose Switch	0.28
PN4356	333-PN4356	TO-92	PNP General Purpose Switch	0.28
PN4917	333-PN4917	TO-92	PNP General Purpose Switch	0.38
PN5138	610-PN5138	TO-92	PNP General Purpose Switch	0.32
PN5139	333-PN5139	TO-92	PNP General Purpose Switch	0.20
PN5139	592-PN5139	TO-92	PNP General Purpose Switch	0.22
PN5400	333-KN5400	TO-92	PNP Hi-Volt Amp	0.18
RCA1A10	570-RCA1A10	TO-39	PNP Hi-Volt Amp	1.44
RCA1C12	570-RCA1C12	TO-220AB	NPN Audio Amp	1.27
RCA1C13	570-RCA1C13	TO-220AB	PNP Audio Amp	1.27
RCA413	570-RCA413	TO-3	NPN Hi-Volt Amp	6.01
RCS258	570-RCS258	TO-3	NPN General Purpose Power	3.23
RFL2N05L	570-RFL2N05L	TO-205AF	N-CH 50V 2A MOSFET	1.45
RFM12N20	570-RFM12N20	TO-204AA	N-CH Power FET	5.69
RFM8P10	570-RFM8P10	TO-204AA	P-CH 100V 8A MOSFET	5.63
RFP2N08	570-RFP2N08	TO-220AB	N-CH 80V 2A MOSFET	0.73
RFP2P08	570-RFP2P08	TO-220AB	P-CH 80V 2A MOSFET	0.73
RFP2N08L	570-RFP2N08L	TO-220AB	N-CH 80V 8A MOSFET	0.93
RFP2N12L	570-RFP2N12L	TO-220AB	N-CH LOG FET	0.93

Manufacturer	Prefix
Central Semiconductor	610
EXL Semiconductor	333
Harris Semiconductor	570

Transistor, Thyristor, SCR, Mosfet, Hexfet, and Triac Devices

"RFP" to "TIP" Devices

Manufacturer	Prefix
Rohm	592
SGS Thomson	511
Teccor	519

♦ **Surface Mount Device**

For quantities greater than listed, call for quote.

Industry Type	MOUSER STOCK NO.	Package	Description	Price Each 1-99
RFP2N20	570-RFP2N20	TO-220AB	N-CH 200V 2A MOSFET	1.61
RFP2N20L	570-RFP2N20L	TO-220AB	N-CH 200V 2A MOSFET	0.82
RFP12N08	570-RFP12N08	TO-220AB	N-CH 80V 12A MOSFET	1.39
RFP12N08L	570-RFP12N08L	TO-220AB	N-CH 80V 12A MOSFET	1.54
RFP12P10	570-RFP12P10	TO-220AB	P-CH 100V 12A MOSFET	3.95
RFP15N06	570-RFP15N06	TO-220AB	N-CH 60V 15A MOSFET	1.64
♦ RXT2222A	592-RXT2222A	SOT-89	NPN General Purpose SS	0.65
♦ RXT2907A	592-RXT2907A	SOT-89	NPN General Purpose SS	0.65
♦ RXT3904	592-RXT3904	SOT-89	NPN General Purpose SS	0.65
♦ RXT3906	592-RXT3906	SOT-89	NPN General Purpose SS	0.56
♦ RXTA14	592-RXTA14	SOT-89	NPN Darlington Amp	0.56
♦ RXTA28	592-RXTA28	SOT-89	NPN Darlington Amp	0.65
♦ RXTA76	592-RXTA76	SOT-89	PNP General Purpose SS	0.56
S0602MH	511-S0602MH	TO-220AB	6A 600V SCR	1.38
S0802MH	511-S0802MH	TO-220AB	8A 600V SCR	0.99
S1206MH	511-S1206MH	TO-220AB	12A 600V SCR	1.70
S4006L	519-S4006L	TO-220AB	6A 400V SCR	1.55
S4008FS21	519-S4008FS21	TO-202AB	8A 400V SCR	1.26
S4008L	519-S4008L	TO-220AB	8A 400V SCR	1.51
S4008R	519-S4008R	TO-220AB	8A 400V SCR	1.35
S4010L	519-S4010L	TO-220AB	10A 400V SCR	1.60
S4010LS2	519-S4010LS2	TO-220AB	10A 400V SCR	1.69
S4012R	519-S4012R	TO-220AB	12A 400V SCR	1.53
S6008R	519-S6008R	TO-220AB	8A 600V SCR	1.58
S6012R	519-S6012R	TO-220AB	12A 600V SCR	1.78
♦ SST2222A	592-SST2222A	SOT-23	NPN General Purpose SS	0.22
♦ SST2907A	592-SST2907A	SOT-23	PNP General Purpose SS	0.22
♦ SST3904	592-SST3904	SOT-23	NPN General Purpose SS	0.20
♦ SST3906	592-SST3906	SOT-23	PNP General Purpose SS	0.20
♦ SST4124	592-SST4124	SOT-23	NPN General Purpose SS	0.26
♦ SST4126	592-SST4126	SOT-23	PNP General Purpose SS	0.26
♦ SST4401	592-SST4401	SOT-23	NPN General Purpose SS	0.22
♦ SST4403	592-SST4403	SOT-23	PNP General Purpose SS	0.22
♦ SST5089	592-SST5089	SOT-23	NPN General Purpose SS	0.26
♦ SSTA05	592-SSTA05	SOT-23	NPN Medium Power	0.30
♦ SSTA06	592-SSTA06	SOT-23	NPN Medium Power	0.35
♦ SSTA13	592-SSTA13	SOT-23	NPN Darlington Amp	0.35
♦ SSTA14	592-SSTA14	SOT-23	NPN Darlington Amp	0.30
♦ SSTA20	592-SSTA20	SOT-23	NPN General Purpose SS	0.30
♦ SSTA28	592-SSTA28	SOT-23	NPN Darlington Amp	0.35
♦ SSTA56	592-SSTA56	SOT-23	PNP Medium Power	0.35
♦ SSTA65	592-SSTA65	SOT-23	PNP Darlington Amp	0.28
♦ STD10N10	511-STD10N10	TO-251	N-CH Pwr MOSFET 10A 100V	1.38
♦ STD10N10L	511-STD10N10L	TO-251	N-CH Pwr MOSFET 10A 100V	1.40
♦ STD12N05	511-STD12N05	TO-251	N-CH Pwr MOSFET 12A 50V	0.97
♦ STD12N06	511-STD12N06	TO-251	N-CH Pwr MOSFET 12A 60V	0.99
♦ STD12N06L	511-STD12N06L	TO-251	N-CH Pwr MOSFET 12A 60V	0.99
♦ STD17N06	511-STD17N06	TO-251	N-CH Pwr MOSFET 17A 60V	1.08
♦ STD17N06L	511-STD17N06L	TO-251	N-CH Pwr MOSFET 17A 60V	1.08
♦ STD3N30-1	511-STD3N301	TO-251	N-CH Pwr MOSFET 3A 300V	1.33
♦ STD5N20-1	511-STD5N201	TO-251	N-CH Pwr MOSFET 5A 200V	1.17
♦ STD6N10	511-STD6N10	TO-251	N-CH Pwr MOSFET 6A 100V	0.94
♦ STD6N10L	511-STD6N10L	TO-251	N-CH Pwr MOSFET 6A 100V	1.15
♦ STD8N10	511-STD8N10	TO-251	N-CH Pwr MOSFET 8A 100V	1.06
STP10N10L	511-STP10N10L	TO-220AB	N-CH Pwr MOSFET 10A 100V	1.15
STP15N06L	511-STP15N06L	TO-220AB	N-CH Pwr MOSFET 15A 60V	1.01
STP20N10L	511-STP20N10L	TO-220AB	N-CH Pwr MOSFET 20A 100V	2.00
STP21N06L	511-STP21N06L	TO-220AB	N-CH Pwr MOSFET 21A 60V	1.27
STP25N06	511-STP25N06	TO-220AB	N-CH Pwr MOSFET 25A 60V	1.63
STP30N05	511-STP30N05	TO-220AB	N-CH Pwr MOSFET 30A 50V	2.09
STP30N06	511-STP30N06	TO-220AB	N-CH Pwr MOSFET 30A 60V	2.19
STP3NA80	511-STP3NA80	TO-220AB	N-CH Pwr MOSFET 3A 800V	1.98
STP4NA60	511-STP4NA60	TO-220AB	N-CH Pwr MOSFET 4A 600V	1.70
STP50N06L	511-STP50N06L	TO-220AB	N-CH Pwr MOSFET 50A 60V	2.94
STP5NA50	511-STP5NA50	TO-220AB	N-CH Pwr MOSFET 5A 500V	1.61
STP5NA80	511-STP5NA80	TO-220AB	N-CH Pwr MOSFET 4.8A 800V	2.51
STP6NA60	511-STP6NA60	TO-220AB	N-CH Pwr MOSFET 6A 600V	2.51
STW12NA60	511-STW12NA60	TO-247	N-CH Pwr MOSFET 12A 600V	7.34
STW15NA50	511-STW15NA50	TO-247	N-CH Pwr MOSFET 15A 500V	7.08
STW16N40	511-STW16N40	TO-247	N-CH Pwr MOSFET 16A 400V	8.14
STW20NA50	511-STW20NA50	TO-247	N-CH Pwr MOSFET 20A 500V	13.29
STW33N20	511-STW33N20	TO-247	N-CH Pwr MOSFET 33A 200V	7.71
STW5NA90	511-STW5NA90	TO-247	N-CH Pwr MOSFET 5A 900V	4.69
STW60N10	511-STW60N10	TO-247	N-CH Pwr MOSFET 60A 100V	9.59
STW75N06	511-STW75N06	TO-247	N-CH Pwr MOSFET 75A 60V	7.71
T106A1	519-T106A1	TO-220	4A 100V SCR	0.74
T106B1	519-T106B1	TO-202AB	4A 200V SCR	0.79
T106C1	519-T106C1	TO-202AB	4A 300V SCR	0.81
T106D1	519-T106D1	TO-202AB	4A 400V SCR	0.88
T106F1	519-T106F1	TO-202AB	4A 50V SCR	0.73
T106M1	519-T106M1	TO-202AB	4A 600V SCR	1.10
♦ T410-600B	511-T410-600B	TO-251	4A 600V Triac	0.75
♦ T435-600B	511-T435-600B	TO-251	4A 600V Triac	0.72
♦ THBT15011D	511-THBT15011D	SO-8	Telecom Ring Relay	2.28
THBT200S	511-THBT200S	SIP-3	Telecom Ring Relay	1.77
TIP29	610-TIP29	TO-220	NPN General Purpose Power	0.57
TIP29A	511-TIP29A	TO-220	NPN General Purpose Power	0.62
TIP29A	610-TIP29A	TO-220	NPN General Purpose Power	0.57
TIP29B	511-TIP29B	TO-220	NPN General Purpose Power	0.64
TIP29B	610-TIP29B	TO-220	NPN General Purpose Power	0.57
TIP29C	511-TIP29C	TO-220	NPN General Purpose Power	0.67
TIP29C	610-TIP29C	TO-220	NPN General Purpose Power	0.57

For quantities greater than listed, call for quote.

Industry Type	MOUSER STOCK NO.	Package	Description	Price Each 1-99
TIP30	610-TIP30	TO-220	PNP General Purpose Power	0.57
TIP30A	511-TIP30A	TO-220	PNP General Purpose Power	0.62
TIP30B	511-TIP30B	TO-220	PNP General Purpose Power	0.64
TIP30C	511-TIP30C	TO-220	PNP General Purpose Power	0.67
TIP30C	570-TIP30C	TO-220AB	PNP General Purpose Power	0.64
TIP31	511-TIP31	TO-220	NPN General Purpose Power	0.60
TIP31	570-TIP31	TO-220AB	NPN General Purpose Power	0.57
TIP31A	511-TIP31A	TO-220	NPN General Purpose Power	0.62
TIP31A	570-TIP31A	TO-220AB	NPN General Purpose Power	0.70
TIP31B	570-TIP31B	TO-220AB	NPN General Purpose Power	0.64
TIP31C	511-TIP31C	TO-220	NPN General Purpose Power	0.67
TIP31C	570-TIP31C	TO-220AB	NPN General Purpose Power	0.64
TIP32A	511-TIP32A	TO-220	PNP General Purpose Power	0.62
TIP32A	570-TIP32A	TO-220AB	PNP General Purpose Power	0.61
TIP32B	511-TIP32B	TO-220	PNP General Purpose Power	0.64
TIP32B	570-TIP32B	TO-220AB	PNP General Purpose Power	0.64
TIP32C	511-TIP32C	TO-220	PNP General Purpose Power	0.67
TIP32C	570-TIP32C	TO-220AB	PNP General Purpose Power	0.62
TIP33A	511-TIP33A	TO-218	NPN General Purpose Power	1.43
TIP33C	511-TIP33C	TO-218	NPN General Purpose Power	1.45
TIP34C	511-TIP34C	TO-218	PNP General Purpose Power	1.45
TIP35B	511-TIP35B	TO-218	NPN General Purpose Power	1.98
TIP35C	511-TIP35C	TO-218	NPN General Purpose Power	2.00
TIP36B	511-TIP36B	TO-218	PNP General Purpose Power	2.00
TIP36C	333-TIP36C	TO-3P	PNP General Purpose Power	2.57
TIP36C	511-TIP36C	TO-218	PNP General Purpose Power	2.02
TIP41	333-TIP41	TO-220	NPN General Purpose Power	0.75
TIP41A	511-TIP41A	TO-220	NPN General Purpose Power	0.71
TIP41B	511-TIP41B	TO-220	NPN General Purpose Power	0.74
TIP41C	511-TIP41C	TO-220	NPN General Purpose Power	0.76
TIP41C	570-TIP41C	TO-220AB	NPN General Purpose Power	0.72
TIP42	333-TIP42	TO-220	PNP General Purpose Power	0.79
TIP42	570-TIP42	TO-220AB	PNP General Purpose Power	1.23
TIP42A	511-TIP42A	TO-220	PNP General Purpose Power	0.71
TIP42B	511-TIP42B	TO-220	PNP General Purpose Power	0.74
TIP42B	570-TIP42B	TO-220AB	PNP General Purpose Power	1.23
TIP42C	333-TIP42C	TO-220	PNP General Purpose Power	0.81
TIP42C	511-TIP42C	TO-220	PNP General Purpose Power	0.78
TIP42C	570-TIP42C	TO-220AB	PNP General Purpose Power	1.23
TIP47	511-TIP47	TO-220	NPN General Purpose Power	0.67
TIP47	570-TIP47	TO-220AB	NPN General Purpose Power	0.84
TIP48	333-TIP48	TO-220	NPN General Purpose Power	0.76
TIP48	511-TIP48	TO-220	NPN General Purpose Power	0.69
TIP48	570-TIP48	TO-220AB	NPN General Purpose Power	0.87
TIP49	511-TIP49	TO-220	NPN General Purpose Power	0.71
TIP49	570-TIP49	TO-220AB	NPN General Purpose Power	0.93
TIP50	333-TIP50	TO-220	NPN General Purpose Power	0.81
TIP50	511-TIP50	TO-220	NPN General Purpose Power	0.92
TIP50	570-TIP50	TO-220AB	NPN General Purpose Power	1.04
TIP54	511-TIP54	TO-218	NPN Fast Switch Power	1.77
TIP100	511-TIP100	TO-220	NPN Power Darlington	0.76
TIP101	570-TIP101	TO-220AB	NPN Power Darlington	1.36
TIP102	333-TIP102	TO-220	NPN Power Darlington	0.88
TIP102	511-TIP102	TO-220	NPN Power Darlington	0.81
TIP102	570-TIP102	TO-220AB	NPN Power Darlington	0.87
TIP105	511-TIP105	TO-220	PNP Power Darlington	0.76
TIP106	511-TIP106	TO-220	PNP Power Darlington	0.78
TIP107	511-TIP107	TO-220	PNP Power Darlington	0.81
TIP110	511-TIP110	TO-220	NPN Power Darlington	0.67
TIP110	570-TIP110	TO-220AB	NPN Power Darlington	0.70
TIP111	570-TIP111	TO-220AB	NPN Power Darlington	0.62
TIP112	511-TIP112	TO-220	NPN Power Darlington	0.71
TIP112	570-TIP112	TO-220AB	NPN Power Darlington	0.64
TIP115	511-TIP115	TO-220	PNP Power Darlington	0.67
TIP117	511-TIP117	TO-220	PNP Power Darlington	0.71
TIP120	333-TIP120	TO-220	NPN Power Darlington	0.81
TIP120	511-TIP120	TO-220	NPN Power Darlington	0.67
TIP120	570-TIP120	TO-220AB	NPN Power Darlington	0.82
TIP121	511-TIP121	TO-220	NPN Power Darlington	0.69
TIP121	570-TIP121	TO-220AB	NPN Power Darlington	0.84
TIP122	511-TIP122	TO-220	NPN Power Darlington	0.71
TIP122	570-TIP122	TO-220AB	NPN Power Darlington	0.87
TIP125	511-TIP125	TO-220	PNP Power Darlington	0.67
TIP125	570-TIP125	TO-220AB	PNP Power Darlington	0.86
TIP126	511-TIP126	TO-220	PNP Power Darlington	0.69
TIP126	570-TIP126	TO-220AB	PNP Power Darlington	0.91
TIP127	511-TIP127	TO-220	PNP Power Darlington	0.71
TIP131	333-TIP131	TO-220	NPN Power Darlington	1.01
TIP131	511-TIP131	TO-220	NPN Power Darlington	0.76
TIP132	511-TIP132	TO-220	NPN Power Darlington	0.78
TIP135	511-TIP135	TO-220	PNP Power Darlington	0.76
TIP136	511-TIP136	TO-220	PNP Power Darlington	0.69
TIP137	511-TIP137	TO-220	PNP Power Darlington	0.78
TIP140	511-TIP140	SOT-93	NPN Power Darlington	1.66
TIP141	511-TIP141	SOT-93	NPN Power Darlington	1.66
TIP142	333-TIP142	TO-3P	NPN Power Darlington	2.23
TIP142	511-TIP142	TO-218	NPN Power Darlington	1.70
TIP145	511-TIP145	TO-218	PNP Power Darlington	1.68
TIP146	511-TIP146	TO-218	PNP Power Darlington	1.68
TIP147	333-TIP147	TO-3P	PNP Power Darlington	2.35
TIP147	511-TIP147	TO-218	PNP Power Darlington	1.73
TIP2955	333-TIP2955	TO-3P	PNP General Purpose Power	1.36

Manufacturer	Prefix
EXL Semiconductor	333

Transistor, Thyristor, SCR, Mosfet, Hexfet, and Triac Devices
"TIP" to "Z" Devices

Manufacturer	Prefix
Rohm	592
SGS Thomson	511

♦ **Surface Mount Device**

For quantities greater than listed, call for quote.

Industry Type	MOUSER STOCK NO.	Package	Description	Price Each 1-99
TIP2955	**511-TIP2955**	TO-218	PNP General Purpose Power	**1.45**
TIP3055	**333-TIP3055**	TO-3P	NPN General Purpose Power	**1.36**
TIP3055	**511-TIP3055**	TO-218	NPN General Purpose Power	**1.45**
TN22-1600D	**511-TN22-1600D**	SOT-82	Fluorescent Lamp Starter	**1.27**
♦ TN815-600B	**511-TN815-600B**	TO-251	8 Amp 600 Volt SCR	**0.75**
TYN408G	**511-TYN408G**	TO-220AB	8 Amp 400 Volt SCR	**0.92**
TYN412	**511-TYN412**	TO-220AB	12 Amp 400 Volt SCR	**0.97**
TYN416	**511-TYN416**	TO-220AB	16 Amp 400 Volt SCR	**1.24**
TYN610	**511-TYN610**	TO-220AB	10 Amp 600 Volt SCR	**1.06**
♦ UMT2222A	**592-UMT2222A**	SOT-323	NPN General Purpose SS	**0.33**
♦ UMT2907A	**592-UMT2907A**	SOT-323	PNP General Purpose SS	**0.33**

For quantities greater than listed, call for quote.

Industry Type	MOUSER STOCK NO.	Package	Description	Price Each 1-99
♦ UMT3904	**592-UMT3904**	SOT-323	NPN General Purpose SS	**0.33**
♦ UMT3906	**592-UMT3906**	SOT-323	PNP General Purpose SS	**0.33**
♦ UMT4401	**592-UMT4401**	SOT-323	NPN General Purpose SS	**0.33**
♦ UMT4403	**592-UMT4403**	SOT-323	PNP General Purpose SS	**0.33**
X0203NA	**511-X0203NA**	TO-92	1.25 Amp 800 Volt SCR	**0.69**
X0402DE	**511-X0402DE**	TO-202-1	4 Amp 400 Volt SCR	**0.67**
X0403DF	**511-X0403DF**	TO-202-2	4 Amp 400 Volt SCR	**0.76**
X0405ME	**511-X0405ME**	TO-202-1	4 Amp 600 Volt SCR	**0.60**
Z0109MA	**511-Z0109MA**	TO-92	0.8 Amp 600 Volt Triac	**0.48**
Z0405MF	**511-Z0405MF**	TO-202-2	4 Amp 600 Volt Triac	**0.83**
Z0410DF	**511-Z0410DF**	TO-202-2	4 Amp 400 Volt Triac	**0.64**
Z0410MF	**511-Z0410MF**	TO-202-2	4 Amp 600 Volt Triac	**0.71**

SMALL SIGNAL TRANSISTOR KIT

- 180 pieces
- 18 popular transistors
- Labeled and keyed for user convenience
- Packaged in a sturdy translucent storage box

MOUSER STOCK NO.	Contains 5 Pieces Each of:	Price Each
370-TRA-1	2N2222A, 2N2369A, 2N2907, 2N3707, 2N3904, 2N3906, 2N4124, 2N4401, 2N4403, 2N6426, MPSA13, MPSA29, MPSA42, MPSA56, MPSA63, MPSA92, BC337, BC547	**39.95**

TO-220 POWER TRANSISTOR KIT

- 90 pieces
- 18 popular transistors
- Labeled and keyed for user convenience
- Packaged in a sturdy translucent storage box

MOUSER STOCK NO.	Contains 5 Pieces Each of:	Price Each
370-511-1	511-MJE3055T, 511-MJE13005, 511-MJE13007, 511-TIP29, 511-TIP29C, 511-TIP30, 511-TIP31C, 511-TIP32, 511-TIP32C, 511-TIP41C, 511-TIP42, 511-TIP-42C, 511-TIP48, 511-TIP120, 511-TIP121, 511-TIP122, 511-TIP125, 511-TIP131	**89.99**

NTE TECHNICAL GUIDE AND CROSS REFERENCE DISKS

Book

The NTE catalog has become the industry's guide when you need semiconductors. Now available is the 6th edition containing over **252,000** cross references to **American, European** and **Japanese** industrial and commercial devices. The catalog includes short form specifications and cross reference in a new easier to read format for **3800** devices in NTE's line.

NTE Part No.	MOUSER STOCK NO.	Price Each
NTE CRM8	**526-NTEDAD-3**	**4.95**

Software (Does Not Include Pinout or Diagrams)

The popular NTE Cross Reference, on an IBM-PC based high-speed database for semiconductors and relays. This new selection tool - the "NTE Quick Cross" - is a computer-assisted cross reference guide that helps users select the proper NTE replacement device for over 250,000 industry device numbers. This software will enable the user to locate any NTE cross reference device number in about one second. The software contains all of the cross reference information currently in NTE's database using only 3.1M bytes of hard disk space. Comes on two, 5.25" high density diskettes, or two, 3.5" high density diskettes. Now available in Windows version.

MOUSER STOCK NO.	Disk Type	Version	Price Each
526-NTEQC-1	HD 1.2M 5.25"	DOS	**6.99**
526-NTEQC-4	HD 1.44M 3.5"	DOS	**7.99**
526-NTEQC-5	HD 1.44M 3.5"	Windows	**9.99**

Heat Sinks and Accessories

HEAT SINKS

Quality aluminum and brass heat sinks for transistors and integrated circuits. Black anodized finish is corrosion resistant.

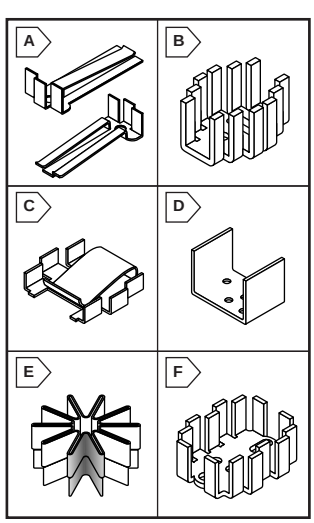

For DIP IC Case

For quantities greater than listed, call for quote.

MOUSER STOCK NO.	Fig.	Description	Replaces Aavid Part Number	Ther Res (°C/W)	Dimensions (In.) (L x W x H)	Price Each 1	10	100
567-APIC050CB	A	Cooler for DIP 24-40	580700	22.9	2.38 x 0.75 x 0.50	**1.68**	**1.52**	**.91**

For TO-126 Case

For quantities greater than listed, call for quote.

567-LAE66A3CB	B	Offset fin for max dis	- - - - -	17	1.31 x 0.90 x 0.75	**.89**	**81**	**49**
567-PSC2-4CB	C	Clip-on for plastic case	577500	40.5	0.81 x 0.31 x 1.00	**.31**	**.27**	**.23**

For TO-202 Case

For quantities greater than listed, call for quote.

567-PSC2-1CB	C	Clip-on for plastic case	574202	40.5	0.81 x 1.00 x 0.31	**.35**	**.29**	**.24**

For TO-3 Case

For quantities greater than listed, call for quote.

MOUSER STOCK NO.	Fig.	Description	Dimensions (In.) L	H	W	Ther Res (°C/W)	Finish	Price Each 1	10	100
33HS301	D	Economical "U" style (with holes)	1.26	.99	1.38	11	Matte etched	**.65**	**.43**	**.39**

For TO-18 Case Type

For quantities greater than listed, call for quote.

33HS183	E	Maximum cooling push-on	- - -	.375	.64	48	Chemically blackened	**1.05**	**.87**	**.79**

For TO-66 Case Type

For quantities greater than listed, call for quote.

33HS662	F	Compact size good cooling	1.40	.50	1.12	16	Black anodized	**1.20**	**.97**	**.88**

MOUSER® HEAT SINKS FOR IC'S

These high performance IC heat sinks are available in three designs for different pin configurations. They act as excellent heat dissipators and performance increases when used with thermal conductive adhesive.

- Black anodized finish
- Attach using thermally conductive adhesive

MOUSER STOCK NO.	Contact Pins	Ther Res (°C/W)	Dimensions (In.) L	W	H	Price Each 1	10	100	500	1000
33HS020	20	34	.99	.25	.19	**.58**	**.48**	**.44**	**.40**	**Call**

DIMENSIONS (IN.)

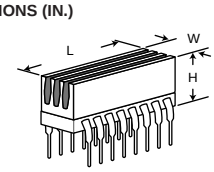

HEAT SINK COMPOUND

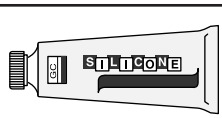

Highest quality silicone grease. Excellent thermal conductivity.

MOUSER STOCK NO.	Size	Price Each
524-8109-S	1 oz. tube	**6.50**

Replacement Semiconductors

The most popular NTE products are listed. Thousands of other NTE products are in stock, too many to list. Please call your local Mouser Sales Representative.

NTE TECHNICAL GUIDE AND CROSS REFERENCE

The NTE catalog has become the industry's guide when you need semiconductors. Now available is the 7th edition containing over **252,000** cross references to **American, European** and **Japanese** industrial and commercial devices. The catalog includes short form specifications and cross reference in a new easier to read format for **3800** devices in NTE's line.

NTE Part No.	MOUSER STOCK NO.	Price Each
NTE CRM8	**526-NTEDAD-3**	**4.95**

For quantities greater than listed call for quote

MOUSER STOCK NO.	Description	Price Each 1-99
526-NTE10	TO-92 NPN Low Noise	**1.96**
526-NTE11	TO-92 NPN Hi-Curr Amp	**1.50**
526-NTE12	TO-92 PNP Hi-Curr Amp	**1.55**
526-NTE13	Low-V Output Amp	**1.20**
526-NTE14	(FTR) PNP Low Freq Drv	**1.92**
526-NTE15	(FTR) PNP VHF Mix	**1.26**
526-NTE16	(ATR) NPN G/P Amp	**1.16**
526-NTE17	(ATR) PNP Low Noise	**1.15**
526-NTE18	(ATR) NPN Hi-V Curr	**2.12**
526-NTE19	(ATR) PNP Hi-Curr Drv	**2.10**
526-NTE20	(ATR) NPN Hi-Pwr Out	**1.96**
526-NTE21	(ATR) PNP Hi-Pwr Out	**2.32**
526-NTE22	(ATR) NPN Med Power	**1.96**
526-NTE23	TO-92 Hi-Freq Amp	**1.96**
526-NTE24	TO-237 NPN Gen Purpose	**1.64**
526-NTE25	TO-237 PNP Gen Purpose	**1.72**
526-NTE26	NPN Low Noise Amp	**0.84**
526-NTE31	TO-92 NPN AF DR OUT	**3.36**
526-NTE32	TO-92 PNP AF DR OUT	**3.97**
526-NTE36	TO-3P NPN AF Pwr Amp	**4.85**
526-NTE37	TO-3P PNP Power Amp	**4.95**
526-NTE39	TO-126 PNP Sw Reg	**3.80**
526-NTE41	SIP-5 Dual Diff Amp	**1.90**
526-NTE42	SIP-5 Dual Diff Amp	**1.84**
526-NTE43	SIP-5 Dual Diff Amp	**1.98**
526-NTE44	SIP-5 Dual Hi-GN Amp	**1.80**
526-NTE45	SIP-5 Dual Hi-GN Amp	**2.02**
526-NTE46	TO-92 BIPO Darl Amp	**1.96**
526-NTE47	TO-92 BIPO Hi-GN Amp	**1.06**
526-NTE48	TO-92 Hi-Curr Amp GI	**1.38**
526-NTE50	TO-202 Hi-V Amp/Drv	**3.67**
526-NTE51	TO-220 NPN Hi-Speed Sw	**3.97**
526-NTE52	TO-3 Hi-V/ Speed Sw	**6.34**
526-NTE53	TO-3 BIPO Hi-V/Speed Sw	**11.53**
526-NTE54	TO-220 NPN Hi-Freq Drv	**3.91**
526-NTE55	TO-220 Hi-Freq Driver	**4.80**
526-NTE56	TO-220 NPN Hi-GN Sw	**3.70**
526-NTE58	Hi-Power Audio Out NPN	**10.45**
526-NTE60	TO-3 NPN Hi-Power Audio	**10.20**
526-NTE62	TO-3 NPN Hi-V HR Out	**10.30**
526-NTE63	NPN Small Signal, Hi Gain	**3.45**
526-NTE64	UHF/Microwave-Amp/Sw	**3.25**
526-NTE65	BIPO Hi-V Low Noise	**2.70**
526-NTE66	TO-220 Power MOSFET	**10.70**
526-NTE67	TO-220 N-CH MOSFET	**10.20**
526-NTE68	TO-3 Hi-Power Amp	**10.33**
526-NTE69	TO-92 UHF/VHF Amp	**1.35**
526-NTE77	TO-39 NPN CATV Driver	**4.09**
526-NTE82	TO-78 Diff Amp G/P Sw	**10.53**
526-NTE85	TO-92 NPN Gen Pur Amp	**0.94**
526-NTE87	TO-3 NPN Hi-Power Audio	**8.28**
526-NTE88	TO-3 PNP Pwr Audio Amp	**8.55**
526-NTE89	TO-3 NPN Horiz Output	**11.75**
526-NTE90	TO-92 NPN GP HIG Amp	**1.48**
526-NTE91	TO-92 Hi-Gain Amp, GI	**1.40**
526-NTE92	NPN HI-FI Power Amp	**10.85**
526-NTE93	PNP Hi-Power Amp	**11.75**
526-NTE94	TO-3 NPN Hi-V Inverter	**5.20**
526-NTE100	TO-5 BIPO Osc/Sw	**4.58**
526-NTE101	TO-5 NPN Oscillator	**5.37**
526-NTE102	TO-5 PNP Power Out Drvr	**3.96**
526-NTE102A	TO-1 PNP Med Pwr Amp	**1.98**
526-NTE103	TO-5 Pwr Output Driver	**5.40**
526-NTE103A	TO-1 Med Power Amp	**2.02**
526-NTE104	TO-3 PNP Audio Pwr Amp	**16.30**
526-NTE105	TO-36 PNP Audio Pwr Amp	**20.74**
526-NTE106	TO-18 PNP Hi-Speed Sw	**1.40**
526-NTE107	TO-92 NPN UHF Osc	**1.68**
526-NTE108	TO-92 NPN RF/IF Amp	**1.64**
526-NTE108-1	TO-106 NPN RF/IF Osc	**1.53**

For quantities greater than listed call for quote

MOUSER STOCK NO.	Description	Price Each 1-99
526-NTE109	DO-7 GP Fast Switch	**0.62**
526-NTE110MP	DO-7 Diode G/P AFC	**0.96**
526-NTE112	DO-7 UHF Mixer	**1.57**
526-NTE116	DO-41 GP Rectifier	**0.73**
526-NTE117	DO-26 GP Rectifier	**1.12**
526-NTE118	Selen. Rectifier 7500 VDC	**2.95**
526-NTE120	G/P TV Convg Rectifier	**1.96**
526-NTE121	TO-3 PNP Audio Pwr Amp	**16.01**
526-NTE123	TO-39 NPN Audio Amp	**1.26**
526-NTE123A	TO-18 NPN Audio Amp	**1.47**
526-NTE123AP	TO-92 NPN Audio Amp	**1.25**
526-NTE124	TO-66 NPN Hi-V Pwr Out	**5.54**
526-NTE125	DO-41 GP 1000V 2.5A	**0.79**
526-NTE126	TO-18 PNP RF/IF Amp	**4.83**
526-NTE126A	TO-18 PNP RF/IF Amp	**5.85**
526-NTE127	TO-3 PNP Pwr Out Amp	**35.40**
526-NTE128	TO-39 NPN Audio Output	**2.03**
526-NTE128P	TO-237 NPN Gen Purpose	**1.40**
526-NTE129	TO-39 PNP Audio Output	**2.22**
526-NTE129P	TO-237 Gen Purpose Amp	**1.45**
526-NTE130	TO-3 NPN Audio Pwr Amp	**4.06**
526-NTE131	TO-66 PNP Power Amp	**3.11**
526-NTE132	TO-106 N-CH JFET Mixer	**1.15**
526-NTE133	TO-106 JFET AF Amp	**0.98**
526-NTE135A	DO41 5.1V 1W Zener	**0.99**
526-NTE137A	DO-41 6.2V 1W Zener	**0.99**
526-NTE138A	DO-41 7.5V 1W Zener	**0.99**
526-NTE150A	DO-41 82.0V 1W Zener	**0.99**
526-NTE152	TO-220 NPN GP Audio	**2.39**
526-NTE153	TO-220 PNP GP Audio	**2.90**
526-NTE154	TO-39 NPN Hi-V Output	**3.39**
526-NTE155	TO-66 NPN Audio Pwr	**3.60**
526-NTE156	DO-15 1000V 3A Rectifier	**1.41**
526-NTE156A	DO-27A 1000V 3A Rectifier	**1.40**
526-NTE157	TO-126 NPN Hi-Pwr Amp	**2.30**
526-NTE158	TO-1 PNP Aud PWT Amp	**2.24**
526-NTE159	TO-92 PNP Audio Amp	**1.64**
526-NTE159M	TO-18 Audio Amp	**0.84**
526-NTE160	TO-72 RF/IF Amp/Mixer	**2.80**
526-NTE161	TO-72 NPN UHF/VHF	**2.55**
526-NTE162	TO-3 NPN TV Vert Def	**9.00**
526-NTE163A	TO-3 NPN TV Horiz Def	**10.75**
526-NTE164	TO-3 NPN TV Vert Out	**8.40**
526-NTE165	TO-3 NPN TV Horiz Out	**13.50**
526-NTE168	C222 Bridge 400V 2A	**2.62**
526-NTE170	C222 Bridge Rec 1000V 2A	**5.41**
526-NTE171	TO-202 NPN AU/VI Amp	**2.86**
526-NTE172A	TO-92 NPN Darl Pream	**0.98**
526-NTE174	TO-3 DAMP DI for TV	**4.37**
526-NTE175	TO-66 NPN Power Amp	**3.51**
526-NTE176	TO-39B PNP Power Amp	**4.66**
526-NTE177	DO-35 Fast Sw Diode	**1.08**
526-NTE179	TO-3 PNP Audio Pwr Amp	**24.08**
526-NTE180	TO-3 PNP Hi-Power Amp	**9.44**
526-NTE181	TO-3 NPN Hi-Power Amp	**7.90**
526-NTE182	TO-127 NPN GP Amp	**11.86**
526-NTE184	TO-126 NPN Power Amp	**2.29**
526-NTE185	TO-126 PNP Power Amp	**2.75**
526-NTE186	TO-202 GP Output Amp	**2.39**
526-NTE186A	TO-202 NPN Med Power	**2.39**
526-NTE187	TO-202 PNP GP Output	**2.50**
526-NTE187A	TO-202 PNP Med Power	**2.50**
526-NTE188	TO-202 NPN Hi-V Amp	**3.74**
526-NTE189	TO-202 PNP Hi-V Amp	**2.88**
526-NTE190	TO-202 NPN Hi-V Amp	**3.30**
526-NTE191	TO-202 NPN Hi-V Video	**3.98**
526-NTE192	TO-92 NPN Aud Pwr Out	**1.99**
526-NTE193	TO-92 PNP Aud Pwr Out	**2.05**
526-NTE193A	TO-92 PNP Aud Pwr Out	**1.98**
526-NTE194	TO-92 NPN GO Hi-V Amp	**1.19**
526-NTE195A	TO-39 RF Pwr Amp/Driver	**4.76**
526-NTE196	TO-220 NPN Aud Pwr Out	**3.17**
526-NTE197	TO-220 PNP Aud Pwr Out	**2.88**
526-NTE198	TO-220 NPN Hi-V Aud Out	**3.61**
526-NTE199	TO-92 NPN Hi-GN Amp	**1.06**
526-NTE210	TO-202 NPN GP Output	**2.35**
526-NTE211	TO-202 GP Out/Driver	**2.50**
526-NTE215	TO-3P NPN Darl Driver	**4.60**
526-NTE218	TO-66 PNP Audio Power	**5.25**
526-NTE219	TO-3 PNP Gen Pur Amp	**6.97**
526-NTE221	TO-72 MOSFET Amp/Mix	**3.23**
526-NTE222	TO-72 N-CH MOSFET AM	**3.90**
526-NTE224	TO-39F NPN RF Pwr Out	**8.55**
526-NTE225	TO-39F NPN Hi-Spd Amp	**5.67**
526-NTE226	TO-66 Audio Power Output	**3.20**

NTE REPLACEMENT KITS

The most popular NTE devices in sturdy 30 compartment metal cabinet.

MOUSER STOCK NO.	Total Pieces	Description	Price Each
370-526-1	155	Kit 1	**249.95**
370-526-2	125	Kit 2	**219.50**

Features:

- 25 different types
- Sturdy 30 compartment metal cabinet
- Copy of NTE technical guide included with each kit
- Copy of NTE Quick Cross on 3.5" disks included with each kit

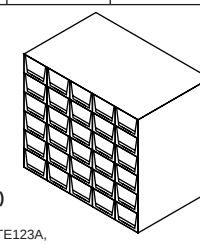

Kit 1 (Replaces 63, 703 devices) Contains:
5 Pieces Each: NTE102A, NTE121, NTE123A, NTE123AP, NTE130, NTE152, NTE156A, NTE159, NTE177, NTE181, NTE196, NTE198, NTE289A, NTE290A, NTE291, NTE375, NTE506, NTE519, NTE552, NTE558, NTE85
10 Pieces Each: NTE109, NTE125, NTE2302
20 Pieces Each: NTE116

Kit 2 (Replaces 20, 251 devices) Contains:
5 Pieces Each: NTE108, NTE117, NTE123, NTE124, NTE137A, NTE153, NTE154, NTE157, NTE171, NTE172A, NTE184, NTE185, NTE194, NTE197, NTE199, NTE261, NTE263, NTE287, NTE289A, NTE292, NTE373, NTE375, NTE552, NTE5812, NTE89

For quantities greater than listed call for quote

MOUSER STOCK NO.	Description	Price Each 1-99
526-NTE227	TO-237 NPN Hi-V Amp	**2.68**
526-NTE228A	TO-202 NPN Hi-V Video	**2.51**
526-NTE229	TO-92 NPN VHF Osc	**1.88**
526-NTE230	TO-66 SCR Horiz Defl	**15.54**
526-NTE231	TO-66 SCR Horiz Defl	**17.67**
526-NTE232	TO-92 PNP Darl Amp	**1.04**
526-NTE233	TO-92 NPN Video IF Osc	**1.02**
526-NTE234	TO-92 Hi-GN AF PreAmp	**1.09**
526-NTE235	TO-220 NPN RF Pwr Out	**6.30**
526-NTE236	TO-220 NPN RF Pwr Out	**10.40**
526-NTE237	TO-39 NPN RF Pwr Out	**8.10**
526-NTE238	TO-3 NPN Horiz Output	**15.75**
526-NTE239	TO-72 SCS Vert Osc	**3.63**
526-NTE240	TO-202 PNP Hi-V Output	**4.45**
526-NTE241	TO-220 NPN Aud Pwr Amp	**2.42**
526-NTE242	TO-220 PNP SI Pwr Amp	**2.52**
526-NTE243	TO-3 NPN Darl Pwr Amp	**3.36**
526-NTE244	TO-3 PNP Darl Pwr Amp	**3.95**
526-NTE245	TO-3 NPN Darl Pwr Amp	**4.55**
526-NTE246	TO-3 PNP Darl Pwr Amp	**5.80**
526-NTE247	TO-3 NPN Darl Pwr Amp	**5.63**
526-NTE248	TO-3 PNP Darl Pwr Amp	**6.42**
526-NTE249	TO-3 NPN Darl Pwr Amp	**8.38**
526-NTE250	TO-3 PNP Darl Pwr Amp	**8.50**
526-NTE251	TO-3 NPN Darl Pwr Amp	**8.73**
526-NTE252	TO-3 PNP Darl Pwr Amp	**8.50**
526-NTE253	TO-126 NPN Darl Pwr	**2.37**
526-NTE254	TO-126 PNP Darl Pwr	**2.63**
526-NTE255	TO-237 NPN Horz Drv/Amp	**2.69**
526-NTE256	TO-218 Darl DAMP DI	**16.33**
526-NTE261	TO-220 NPN Darl Pwr	**2.42**
526-NTE262	TO-220 PNP Darl Pwr	**2.71**
526-NTE263	TO-220 NPN Darl Pwr	**2.56**
526-NTE264	TO-220 PNP Darl Pwr	**3.10**
526-NTE265	TO-202 NPN Darl Pwr	**1.44**
526-NTE266	TO-202 NPN Darl Pwr	**1.74**
526-NTE267	TO-202 NPN Darl Pwr	**1.55**
526-NTE268	TO-202 NPN Darl Pwr	**1.57**
526-NTE269	TO-202 PNP Darl Pwr	**3.48**
526-NTE270	TO-218 NPN Darl Pwr	**5.66**
526-NTE271	TO-218 PNP Darl Pwr	**6.15**
526-NTE272	TO-202 NPN Darl Pwr	**2.53**
526-NTE274	TO-66 PNP Darl Pwr	**5.57**
526-NTE275	TO-66 PNP Darl Pwr	**6.08**
526-NTE276	TO-66 SCR Gate Sw	**13.11**
526-NTE278	TO-39 NPN RF Amp	**3.25**
526-NTE280	TO-3 NPN Audio Output	**6.57**
526-NTE282	NPN 4W RF Out Trans	**8.90**
526-NTE283	TO-3 NPN Hi-V HIC Sw	**10.29**
526-NTE284	TO-3 NPN Audio Amp Out	**10.43**
526-NTE285	TO-3 PNP Audio Amp Out	**11.17**
526-NTE287	TO-92 NPN Hi-V GP Amp	**1.05**
526-NTE288	TO-92 PNP Hi-V GP Amp	**1.05**
526-NTE289	TO-92 NPN Aud Pwr Amp	**1.33**

Replacement Semiconductors

The most popular NTE products are listed. Thousands of other NTE products are in stock, too many to list. Please call your local Mouser Sales Representative.

For quantities greater than listed call for quote

MOUSER STOCK NO.	Description	Price Each 1-99
526-NTE289A	TO-92 NPN Aud Pwr Amp	1.42
526-NTE290	TO-92 PNP Audio Amp	1.12
526-NTE290A	TO-92 PNP Audio Amp	1.47
526-NTE291	TO-220 NPN Gen Purpose	3.37
526-NTE292	TO-220 PNP Gen Purpose	3.57
526-NTE293	TO-92 NPN Audio Amp	1.84
526-NTE294	TO-92 PNP Audio Amp	1.80
526-NTE295	TO-126 NPN RF Pwr Out	3.20
526-NTE297	TO-92 NPN Audio Amp	1.81
526-NTE298	TO-92 PNP Audio Amp	1.64
526-NTE299	TO-202 NPN Power Amp	3.22
526-NTE300	TO-202 NPN Power Amp	3.25
526-NTE302	TO-202 NPN XMIT Driver	3.57
526-NTE307	TO-202 PNP Power Amp	3.90
526-NTE308P	TO-220 Int/Thyr/Rectifier	8.70
526-NTE309K	TO-3 +V Reg 5V 1A	4.50
526-NTE310	TO-66 Horiz Defl Rect	17.38
526-NTE310P	TO-220 Int/Thyr/Rectifier	8.70
526-NTE311	TO-39 NPN Freq Amp	2.96
526-NTE312	TO-92 N-CH JFET Amp	1.34
526-NTE313	VHF Mixer & UHF/RF Amp	2.97
526-NTE314	TO-3 SCR 400V 12.5A	9.93
526-NTE315	NPN Audio Power Amp	2.76
526-NTE319	TO-72 NPN VHF Amp	1.60
526-NTE319P	TO-92 NPN VHF Amp	1.65
526-NTE322	NPN RF Power Output	2.51
526-NTE323	TO-39 PNP GP Amp/Sw	4.30
526-NTE324	TO-39 NPN GP Amp/Sw	4.50
526-NTE326	TO-92 JFET GP AF Amp	1.72
526-NTE327	TO-3 NPN Power Amp	19.55
526-NTE329	TO-39 NPN RF Pwr Amp	6.54
526-NTE331	TO-220 NPN Power Amp	3.30
526-NTE332	TO-220 PNP Power Amp	3.56
526-NTE336	RF Pwr 80W 30MHz	50.54
526-NTE337	Amp Drvr 8W 27-50MHz	26.33
526-NTE340	TO-92 NPN RF Pwr Amp	3.58
526-NTE341	TO-39 NPN RF Pwr Amp	10.02
526-NTE342	RF Pwr 130-175MHz 7W	6.55
526-NTE346	TO-39 NPN RF Driver	3.00
526-NTE356	PNP RF Power Amp	40.53
526-NTE361	TO-39 NPN RF Pwr Amp	9.29
526-NTE373	TO-126 NPN Audio Amp	1.98
526-NTE374	TO-126 PNP Audio Amp	2.18
526-NTE375	TO-220 NPN Vert Defl	2.92
526-NTE376	TO-220 NPN Power Sup	3.63
526-NTE377	TO-220 NPN Power Amp	3.10
526-NTE378	TO-220 PNP Power Amp	3.38
526-NTE379	TO-220 NPN Power Amp	7.60
526-NTE382	R245 NPN Aud Freq Driver	2.28
526-NTE383	R245 PNP Aud Freq Driver	2.30
526-NTE384	TO-66 NPN Hi-V Pwr Amp	6.52
526-NTE385	TO-3 NPN Audio Pwr Amp	9.10
526-NTE386	TO-3 NPN Audio Pwr Amp	18.61
526-NTE392	TO-218 NPN Power Amp	6.20
526-NTE393	TO-218 PNP Power Amp	6.53
526-NTE396	TO-39 NPN Pwr Amp Sw	3.35
526-NTE397	TO-39 PNP Pwr Amp Sw	3.34
526-NTE398	TO-220 PNP Vert Defl	3.20
526-NTE399	TO-92 NPN Hi-V Amp	3.38
526-NTE451	TO-92 JFET V/UHF Amp	1.75
526-NTE452	TO-72 JFET Amp/Mixer	3.08
526-NTE454	TO-72 DUAL GT MOSFET	2.82
526-NTE455	N-CHAN MOSFET Amp	2.98
526-NTE456	TO-72 GEN PUR Amp/Sw	1.93
526-NTE457	TO-92 N-CHAN JFET	1.60
526-NTE458	TO-92 GP JFET Amp	1.81
526-NTE459	TO-72 N-CHAN JFET	2.48
526-NTE460	TO-72 JFET P-CH Amp	5.07
526-NTE461	TO-71 JFET N-CH Pair	11.96
526-NTE466	TO-18 N-CH JFET	2.97
526-NTE467	TO-92 JFET Hi-Spd Sw	1.31
526-NTE472	TO-39 NPN RF Pwr Driver	5.34
526-NTE473	TO-39 NPN RF Pwr Driver	6.27
526-NTE474	TO-202 NPN RF Power	12.45
526-NTE476	TO-60 NPN RF Power Out	38.96
526-NTE485	Power Transistor	63.12
526-NTE486	TO-39 NPN RF Freq Amp	5.34
526-NTE488	TO-39 NPN RF Pwr Output	13.68
526-NTE500A	H/V Multiplr, Tripler	22.28
526-NTE504	HI-V RECT 19.8K PRV	4.80
526-NTE505	HI-V RECT 22K PRV	4.55
526-NTE506	DO-41 Fast Rec Rectifier	1.78
526-NTE507	DO-41 Fast Rec Rectifier	1.32
526-NTE512	High Voltage Rectifier	11.48

For quantities greater than listed call for quote

MOUSER STOCK NO.	Description	Price Each 1-99
526-NTE513	Hi-V Rect 45KV PRV	33.04
526-NTE514	High Voltage Rectifier	10.36
526-NTE519	DO-35 100V Fast Sw	1.08
526-NTE522	Hi-Voltage Multiplier	24.00
526-NTE529	Hi-Voltage Multiplier	26.00
526-NTE531	Hi-Voltage Multiplier	25.90
526-NTE538	Hi-Voltage Multiplier	26.00
526-NTE552	DO-41 GP Fast Rectifier	1.39
526-NTE555	UHF/VHF Dectector Diode	1.92
526-NTE556	Hi-V Multiplier	31.12
526-NTE558	DO-41 GP Hi-V Rectifier	2.46
526-NTE579	DO-27 GP Schottky Rectifier	2.75
526-NTE583	DO-35 Schottky Barrier	2.34
526-NTE585	DO-41 Schottky Barrier	1.29
526-NTE598	TO-220 600V 8A Ultra Fast	2.30
526-NTE701	DIP-16 Vid Sig Processor	7.70
526-NTE703	RF/IF Amp 8 Pin Epoxy	3.29
526-NTE708	DIP-14 TV/FM Snd IF Amp	5.40
526-NTE709	DIP-14 TV/FM Snd IF Amp	4.70
526-NTE712	DIP-14 Sound IF Det	5.06
526-NTE713	DIP-14 Chroma Demod	6.90
526-NTE714	DIP-16 Chroma Subcar	5.35
526-NTE715	DIP-14 Chroma IF Amp	5.30
526-NTE721	DIP-14 Dual Low-Lv PreAmp	7.45
526-NTE722	DIP-14 FM Stereo MLTP	5.90
526-NTE723	DIP-14 FM Sound System	6.35
526-NTE725	DIP-14 PreAmp/OP Amp	8.09
526-NTE726	Wide Band Amplifier	5.00
526-NTE731	DIP-16 Vid Sig Processor	6.85
526-NTE738	DIP-14 Chroma Proc	8.30
526-NTE739	DIP-14 Chroma Demod	8.30
526-NTE740A	DIP-14 2W Audio Amp	6.23
526-NTE742	DIP-16 2W TV Sound Ch	8.85
526-NTE743	DIP-16 PLL Stereo Det	10.65
526-NTE746	DIP-8 Linear IF Amp	3.40
526-NTE747	DIP-8 Vid Det Low Lev	3.92
526-NTE748	DIP-14 TV Sound Circ	11.79
526-NTE749	DIP-14 TV Vid IF Amp	7.25
526-NTE754	DIP-4 Single Tog F/F	1.58
526-NTE778A	DIP-8 Dual Op Amp	3.81
526-NTE783	DIP-14 Auto Fine Tune	5.40
526-NTE784	Wide Band Power Amp	10.13
526-NTE788	DIP-16 IF Sys/FM Receiver	6.90
526-NTE790	Dual Chroma Demod	9.87
526-NTE791	DIP-16 Chroma Dem Amp	5.77
526-NTE793	DIP-14 Vert Countdown	7.15
526-NTE797	DIP-16 Chroma Processor	6.33
526-NTE799	DIP-14 4-Ch Decoder	9.05
526-NTE801	DIP-14 FM Stereo Dem	8.10
526-NTE810A	DIP-14 2W Audio PO	6.80
526-NTE815	DIP-8 TV Horiz Processor	3.21
526-NTE818	DIP-16 TV Lum Processor	4.70
526-NTE821	DIP-14 TV Chroma Demod	5.36
526-NTE822	DIP-16 Video Processor	9.70
526-NTE823	DIP-8 Low V Audio Amp	2.31
526-NTE824	DIP-8 Low No DL PreAmp	2.93
526-NTE825	DIP-14 Batt Oper Amp	3.80
526-NTE828	DIP-14 1.5W Power Amp	3.05
526-NTE829	DIP-8 EL Attenuator	3.50
526-NTE832	DIP-8 Tone Decoder	4.08
526-NTE834	DIP-14 Lo Pwr Quad Comp	2.88
526-NTE835	DIP-16 Chroma Processor	6.52
526-NTE836	DIP-8 TV Horiz Processor	2.92
526-NTE843	DIP-16 TV Video IF PLL	8.10
526-NTE844	DIP-28 Chroma/Lum Pro	14.87
526-NTE846	DIP-18 TV Video Mod	5.40
526-NTE849	DIP-14 TV Countdown Sys	9.20
526-NTE851	DIP-14 U/VHF DESCLR	9.70
526-NTE853	DIP-16 Low Power FM/IF	5.30
526-NTE857M	DIP-8 Op Amp JFET-IN	4.08
526-NTE858M	DIP-8 Op Amp JFET-IN	3.63
526-NTE859	DIP-14 Quad Op Amp	3.98
526-NTE860	DIP-18 Hi-Gain FM IF Sys	5.35
526-NTE862	DIP-14 Audio Power Amp	3.90
526-NTE863	DIP-8 Op Amp/Comparator	4.05
526-NTE864	DIP-14 Prog WVFM Gen	7.58
526-NTE868	DIP-24 Cntdwn Dig Syn	14.51
526-NTE869	DIP-14 Prog Current Amp	4.10
526-NTE873	Luminance Chroma Proc	13.70
526-NTE889M	Dual Lo Pwr JFET Op Amp	1.92
526-NTE902	Oper Transconduct Amp	3.34
526-NTE904	Gen Pur Trans Array	4.66
526-NTE909	8-CAN 18V Op Amp	2.42
526-NTE909D	DIP-14 18V Op Amp	1.44

For quantities greater than listed call for quote

MOUSER STOCK NO.	Description	Price Each 1-99
526-NTE910	Hi-Speed VTG Comp	3.15
526-NTE910D	DIP-14 Hi-Speed Comp	1.67
526-NTE911	Dual Comparator	2.71
526-NTE912	DIP-14 CP Trans Array	5.18
526-NTE914	DIP-14 Zero-Voltage Sw	10.32
526-NTE915	High Speed Op Amp	7.75
526-NTE916	DIP-16 Com EM Array	4.50
526-NTE917	Dual Array/Diff Amp	4.30
526-NTE918	High Speed Op Amp	5.25
526-NTE918M	DIP-8 High Speed Op Amp	4.50
526-NTE919D	DIP-14 Hi-Speed DL Comp	4.54
526-NTE922	8-GAN Volt Comparator	2.89
526-NTE922M	DIP-8 Volt Comparator	2.46
526-NTE924	Voltage Follower/Op Amp	3.75
526-NTE926	DIP-16 Quad Timer	3.31
526-NTE927	Diff Video Amp	4.40
526-NTE927D	DIP-14 Diff Video Amp	2.30
526-NTE928	Low Power Dual Op Amp	2.93
526-NTE928M	DIP-8 Dual Op Amp	3.13
526-NTE929	DIP-16 GP Trans Array	1.71
526-NTE930	BIMOS Op Amp	5.82
526-NTE931	TO-3 +V Reg 5V 3A	12.83
526-NTE933	TO-3 +V Reg 12V 5A	26.79
526-NTE937	JFET Input Op Amp	3.22
526-NTE937M	DIP-8 Dual Op Amp	2.99
526-NTE938	Precision Op Amp	2.85
526-NTE938M	DIP-8 Precision Op Amp	2.10
526-NTE941	Freq Comp Op Amp	1.92
526-NTE941D	DIP-14 Freq Comp Op Amp	3.34
526-NTE941M	DIP-8 Freq Comp Op Amp	0.99
526-NTE942	DIP-14 Dual PreAmp	10.37
526-NTE943	Low Pwr Dual Volt Comp	5.23
526-NTE943M	DIP-8 Low Pwr Volt Comp	3.88
526-NTE944	Programmable Op Amp	5.16
526-NTE944M	DIP-8 Program Op Amp	3.10
526-NTE947	Dual 18V Op Amp	6.25
526-NTE947D	DIP-14 Dual Op Amp	6.65
526-NTE948	DIP-14 Quad Op Amp	3.59
526-NTE952	TO-92 Prec 2.5V Shnt	3.15
526-NTE955M	DIP-8 18V Timer	1.86
526-NTE955S	SIP-8 Monolithic Timer	1.90
526-NTE972	TO-220 +V Reg 24V 1A	3.73
526-NTE973D	DIP-14 Bal Mod/Demod	3.20
526-NTE974	DIP-14 Phase/Freq Det	7.15
526-NTE975	DIP-8 Gen Pur Op Amp	2.58
526-NTE976	DIP-8 18V Op Amp	2.82
526-NTE978	DIP-14 Dual Timer	2.78
526-NTE982	DIP-16 TV Chroma Sys	3.25
526-NTE984	DIP-16 Video IF Sys	9.54
526-NTE985	DIP-16 TV Lum Processor	16.08
526-NTE987	DIP-14 Quad Op Amp	2.48
526-NTE989	DIP-14 Gen Pur PLL	2.80
526-NTE990	DIP-14 Dual Power Amp	6.29
526-NTE992	DIP-14 Dual Input Amp	2.95
526-NTE994M	DIP-8 Voltage Cont Osc	3.25
526-NTE995	DIP-14 Freq-Volt Converter	3.75
526-NTE995M	DIP-8 Freq-Volt Converter	3.88
526-NTE996	DIP-8 Op Transduc Amp	1.43
526-NTE997	DIP-14 Quad Op Amp	3.75
526-NTE1003	DIP-14 FM/AM IF Amp	7.97
526-NTE1015	SIP-9 Hybrid AF Preamp	3.98
526-NTE1058	SIP-9 Audio Power Amp	8.54
526-NTE1075A	DIP-14 1W Audio Pwr Amp	11.15
526-NTE1080	DIP-14 TV Video Processor	8.80
526-NTE1110	DIP-16 2W Audio Pwr Amp	15.10
526-NTE1115	DIP-12 Audio Power Amp	8.59
526-NTE1115A	DIP-12 Audio Power Amp	8.59
526-NTE1116	DIP-12 Audio Power Amp	6.20
526-NTE1117	DIP-14 Audio Power Amp	6.25
526-NTE1140	DIP-8 Audio Power Amp	9.45
526-NTE1154	DIP-14 Audio Power Amp	8.99
526-NTE1164	DIP-16 VI Jungle Cir	10.53
526-NTE1166	SIP-10 5.8W Audio Output	10.19
526-NTE1170	SIP-8 Dual PreAmp	7.55
526-NTE1171	8-CAN Op Amp	7.54
526-NTE1174	DIP-14 TV AFT CIRC	4.35
526-NTE1180	DIP-14 Audio Power Amp	6.42
526-NTE1192	SIP-9 VCO FOR PLL	8.38
526-NTE1217	DIP-16 PLL FM DEMOD	7.61
526-NTE1226	DIP-14 FM Stereo DEM	5.07
526-NTE1231	DIP-12 TV Sound CH	5.74
526-NTE1231A	DIP-16 TV Sound CH	5.74
526-NTE1232	TO-220 5LD Audio Amp	6.45
526-NTE1236	DIP-14 TV IF Sound Sys	7.10

Replacement Semiconductors

The most popular SK products are listed. Thousands of other SK products are in stock, too many to list. Please call your local Mouser Sales Representative.

SK SERIES SOLID STATE REPLACEMENT CROSS REFERENCE DISK

In seconds, you can use your PC to punch up the perfect replacement for over 234,000 of the most commonly specified semiconductors from a selection of more than 3,500 replacements.

Features:

- Description next to part numbers
- Technical notes below descriptions
- Ability to scroll through entire cross reference
- Transfer complements, matched pairs, matched complementary pairs listed in description

Computer Requirements:

- Operates on IBM-PC or compatible that has 640K of RAM, at least 12.5 megabytes of hard disk space and a 3.5" high density floppy disk drive
- DOS or Windows compatible

Software (Does Not Include Pinout or Diagrams)

MOUSER STOCK NO.	Disk Type	Price Each
599-DK1	HD 1.44M 3.5"	5.00

For quantities greater than listed call for quote

MOUSER STOCK NO.	Description	Price Each 1-99
599-SK2A5	DO-35 2.5V 0.5W Zener	0.62
599-SK2A7	DO-35 2.7V 0.5W Zener	0.62
599-SK5A1	DO-35 5.1V 0.5W Zener	0.62
599-SK5A6	DO-35 0.5W 5.6V Zener	0.62
599-SK6A2	DO-35 6.2V 0.5W Zener	0.62
599-SK6V2	DO-35 1W 6.2V Zener	0.92
599-SK6X2	DO-35 5W 6.2V Zener	2.18
599-SK7X5	DO-35 7.5V 5W Zener	2.18
599-SK8A2	DO-35 8.2V 0.5W Zener	0.62
599-SK9A1	DO-35 9.1V 0.5W Zener	0.62
599-SK10A	DO-35 10.0V 0.5W Zener	0.62
599-SK12A	DO-35 0.5W 12V Zener	0.62
599-SK15A	DO-35 15.0V 0.5W Zener	0.62
599-SK15X	DO-27 5W 15V Zener	2.18
599-SK16A	DO-35 16.0V 0.5W Zener	0.62
599-SK16V	DO-35 16.0V 1W Zener	0.92
599-SK18A	DO-35 0.5W 18V Zener	0.62
599-SK20A	DO-35 20.0V 0.5W Zener	0.62
599-SK20X	DO-27 20.0V 5W Zener	2.18
599-SK24A	DO-35 24.0V 0.5W Zener	0.62
599-SK24V	DO-35 24.0V 1W Zener	0.92
599-SK27A	DO-35 27.0V 0.5W Zener	0.62
599-SK27V	DO-35 27.0V 1W Zener	0.92
599-SK29V	DO-35 Zener Diode 29V 1W	0.89
599-SK36X	DO-27 5W 36V Zener	2.18
599-SK43A	DO-35 43.0V 0.5W Zener	0.62
599-SK43X	DO-27 43.0V 5W Zener	2.18
599-SK82X	DO-27 82.0V 5W Zener	2.18
599-SK91A	DO-35 91V 0.5W Zener	0.62
599-SK110V	DO-35 110V 1W Zener	0.92
599-SK150A	DO-35 150V 0.5W Zener	0.62
599-SK180A	DO-35 0.5W 180V Zener	0.62
599-SK184	DO-4 10W 50V Zener	6.11
599-SK185	DO-4 50V 10W Zener	6.11
599-SK401B	Radial Trans Surge Supp	7.92
599-SK403B	Radial Trans Surge Supp	8.78
599-SK411	Radial Trans Surge Supp	12.99
599-SK548	DO-5 50W 17V Zener	10.63
599-SK556	DO-5 50W 22V Zener	8.52
599-SK558	DO-5 50W 24V Zener	10.92
559-SK590	DO-5 50W 62V Zener	9.73
599-SK814	DO-27 Thermal Cutoff 66°C	1.20
599-SK1802	DIP-40 8-BIT Microprocessor	10.83
599-SK1806	DIP-40 8-BIT Microprocessor	35.30
599-SK1822	DIP-22 256X4 BIT Static RAM	9.95
599-SK1823	DIP-24 128X8 BIT Static RAM	18.29
599-SK1824	DIP-18 32X8 BIT Static RAM	6.11
599-SK1851	DIP-40 Prog I/O Interface	11.55
599-SK1852	DIP-24 8-BIT I/O Port	2.50
599-SK1853	DIP-16 1-OF-8 Decoder	2.49
599-SK1854	DIP-40 2-Mode UART	7.92
599-SK1855	DIP-28 8-BIT Prog MDU	13.79
599-SK1864	DIP-40 Color TV Intrface VDC	13.89
599-SK1871	DIP-40 Keyboard Encoder	7.65
599-SK1872	DIP-22 Hi-Speed 8-BIT In Port	4.49
599-SK1874	DIP-22 Hi-Speed 8-BIT In Port	4.49
599-SK1875	DIP-22 Hi-Spd 8-BIT Outport	4.49
599-SK1878	DIP-28 Dual Counter-Timer	12.05
599-SK1881	DIP-20 Lat & Mem Dec Inter	4.19
♦ 599-SK2006A	L-008 Infrared Emit Diode	2.36
599-SK2007	T-1 Red LED	0.50
599-SK2020	T-1 3/4 Flooded Red	0.61

For quantities greater than listed call for quote

MOUSER STOCK NO.	Description	Price Each 1-99
599-SK2023	T-1 3/4 Diffused Org	1.29
599-SK2025	T-1 3/4 Red LED	0.67
599-SK2035A	L-013 NPN Photo Trans	1.98
599-SK2041	NPN Photo Transistor	1.89
599-SK2042	DIP-6 NPN Photo Transistor	1.57
599-SK2046	Photo Thyristor SCR	1.60
599-SK2064	.3" Yel Display Ca LHDP	3.25
599-SK2079	.56" Red Display CC RHDP	3.15
599-SK2086	NPN Photo Transistor	3.65
599-SK2087	NPN Photo Transistor	9.80
599-SK2111	Red LED Bargraph	6.20
599-SK2214	1K x 4 SRAM 450ns	12.10
599-SK2716	2K x 8 UVEPROM 450nS	13.76
599-SK3004	TO-1 PNP Power Out Stg	1.90
599-SK3007A	TO-1 PNP AF Out Stg	4.85
599-SK3009	TO-3 PNP Gen Pur Hi-Pwr	8.30
599-SK3017B	600V 1A Rectifier	1.46
599-SK3020	TO-39 NPN Small Signal	1.73
599-SK3026	TO-66 NPN Audio Out	2.95
599-SK3027	TO-3 NPN Audio Out	3.90
599-SK3028	TO-66 NPN Audio Out	5.89
599-SK3031A	GE-3 Gen Pur Diode 400V	0.79
599-SK3043B	DO-15 Gen Pur 1000V	3.45
599-SK3049	TO-39 NPN Transmitter Out	8.55
599-SK3050	TO-72 N-Chan MOSFET	2.93
599-SK3051P10	DO-201 AD GP 1000V	1.05
599-SK3054	TO-220 NPN Gen Pur	2.99
599-SK3065	TO-72 N-CH Mosfet	4.86
599-SK3067	12.4KV Hi-Volt Rect	3.30
599-SK3074	DIP-16 Chroma Demod	7.29
599-SK3081P100	DO-41 Gen Pur 1000V	0.79
599-SK3083	TO-220 PNP Vert Defl Amp	2.72
599-SK3090	DO-7 100V 0.2A Rect	0.65
599-SK3100	DO-35 Fast Rec Rect 75V	0.99
599-SK3100P10	DO-35 Fast Rec 75V	0.99
599-SK3104A	TO-39 NPN TV Drvr/Out	2.15
599-SK3112	TO-92 N-Chan JFET	2.15
599-SK3114A	TO-92 PNP AF Power Amp	1.38
599-SK3117	TO-72 NPN RF/TV/VHF	2.10
599-SK3118	TO-92 PNP AM/FM Stg	1.10
599-SK3122	TO-92 NPN AM/FM Stg	1.60
599-SK3123	TO-8 PNP AF Amp	9.08
599-SK3124A	TO-92 NPN AF Power Amp	1.32
599-SK3130	DO-1 1500V 1Amp Rect	1.40
599-SK3137	TO-92 NPN AF Med Pwr STG	1.80
599-SK3159	DIP-14 FM Multi Decoder	6.19
599-SK3178B	TO-202 NPN AF Med Pwr	3.65
599-SK3180	TO-220 NPN Darl Amp	2.62
599-SK3182	TO-3 NPN Darl Amp	3.48
599-SK3189A	TO-220 PNP AF Hi-Power	5.25
599-SK3190	TO-126 NPN AF Hi-Power	2.10
599-SK3194	TO-66 NPN Horiz Out	8.45
599-SK3197	TO-220 NPN RF Out Stage	6.30
599-SK3199	TO-202 NPN AF Med Power	2.41
599-SK3226	DIP-16 Chroma Demod	11.45
599-SK3227	DIP-16 Chroma Sig Pro	9.68
599-SK3244	TO-92 NPN TV Video Out	1.30
599-SK3245	TO-92 NPN AF Preamp	0.95
599-SK3246A	TO-92 NPN Broadcast Rcvr	1.74
599-SK3248	TO-220 NPN AF Driver/Out	2.55
599-SK3259	TO-39 PNP Driver/Out	3.15
599-SK3261	TO-66 NPN High Volt	3.50
599-SK3265	TO-39 NPN Driver/Out	2.00
599-SK3275	TO-92 NPN High Voltage	1.05
599-SK3286	DIP-16 Chroma Sig Pro	8.35
599-SK3293	TO-92 NPN AM/FM Stage	1.60
599-SK3297	TO-3 NPN Aud Out	6.30
599-SK3300	Hi-Volt Multiplr 40KV	27.95
599-SK3306	DIP-8 Hi-Speed Op Amp	18.42
599-SK3311	DO-41 1A 200V Rectifier	0.30
599-SK3312	DO-41 1A 400V Rectifier	0.35
599-SK3313	DO-41 1A 600V Rectifier	0.45
599-SK3318A	DO-15 Fast Rec 600V	2.75
599-SK3322	DO-35 Fast Rec 30V	2.69
599-SK3323	Var Diode 30V 280MW	1.03
599-SK3434	TO-92 PNP GP Hi-Volt	0.98
599-SK3438	TO-3 NPN Vert Deflec	8.95
599-SK3440	TO-220 NPN AF Power	2.97
599-SK3441	TO-220 PNP AF Power	3.25
599-SK3444	TO-18 NPN Gen Pur SS	1.39
599-SK3449	NPN Audio Driver/Out	1.64
599-SK3450	TO-92 PNP Audio Driver/Out	1.54
599-SK3452	TO-92 NPN Video Amp	1.64

♦ **Surface Mount Device**

For quantities greater than listed call for quote

MOUSER STOCK NO.	Description	Price Each 1-99
599-SK3456	DIP-16 4W Audio Amp	7.09
599-SK3465	DIP-8 Dual Op Amp	3.65
599-SK3466	TO-92 PNP AF Med Power	1.64
599-SK3479	TO-92 NPN Med Power	1.25
599-SK3503	TO-5 600V 7A SCR	5.13
599-SK3523	DO-35 2.0A 28-36V Diac	1.35
599-SK3527	TO-3 Sw Rect 600V	10.13
599-SK3529	TO-39 NPN Hi-Volt Sw	4.19
599-SK3538	TO-66 NPN Sw Trans	4.75
599-SK3543	DIP-14 Transistor Array	4.80
599-SK3552	DIP-8 Single Op Amp	0.99
599-SK3564	DIP-8 Timer/Osc	1.79
599-SK3574	TO-220 200V 16A SCR	4.50
599-SK3577	TO-5 200V 100A SCR	4.20
599-SK3591	TO-220 +5V Fixed Reg	3.50
599-SK3593	TO-220 +15V Fixed Reg	3.60
599-SK3594	DIP-14 Quad Op Amp	6.95
599-SK3597	TO-220 2.2A 200V SCR	1.45
599-SK3599	DO-4 6A 4400V Rect	4.00
599-SK3617	TO-5 Prog Power Sw	3.57
599-SK3625	TO-66 PNP AF/Power	5.25
599-SK3626	TO-66 NPN Power Sw	3.22
599-SK3629	TO-3 +5V Fixed Reg	5.99
599-SK3630	TO-220 +8V Fixed Reg	3.35
599-SK3638	TO-92 0.8A 100V SCR	1.12
599-SK3642	TO-3 PNP Power Sw	20.95
599-SK3645	TO-5 Single Op Amp	8.45
599-SK3647	200V 2A Full Wave Bridge	2.12
599-SK3662	400V 40A Triac	16.75
599-SK3670	TO-220 +24V Fixed Reg	3.55
599-SK3671	TO-220 -5V Fixed Reg	4.80
599-SK3674	TO-220 -15V Fixed Reg	4.90
599-SK3678	2A 600V FW Bridge	3.05
599-SK3680	25A 200V FW Bridge	5.81
599-SK3688	DIP-14 Op Amp	2.60
599-SK3693	TO-5 Timer/Osc	2.59
599-SK3697	DIP-14 Hi-Volt Array	2.50
599-SK3711	DIP-14 Lo-Level Video Det	9.40
599-SK3712	SIP-9 Phase Comparator	2.78
599-SK3715	TO-92 PNP AF Driver/Out	1.75
599-SK3722	TO-39 PNP AF Driver	3.42
599-SK3730	DIP-14 4.2W Audio Amp	8.18
599-SK3746	TO-92 P-Chan JFET	1.95
599-SK3747	TO-126 NPN Power Out	2.30
599-SK3829	DIP-16 FM IF Amp	6.90
599-SK3831	TO-92 + 6V Volt Reg	2.09
599-SK3835	TO-1 NPN AF Driver	2.02
599-SK3841	TO-92 PNP AF Power Amp	1.63
599-SK3842	TO-92 NPN Power Amp	1.29
599-SK3846	TO-3 PNP AF Power Out	10.95
599-SK3847	TO-39 NPN Power Amp	3.89
599-SK3849	TO-92 NPN AF Power Amp	1.64
599-SK3854	TO-92 NPN Gen Pur SS	1.17
599-SK3861	TO-39 NPN AF Power Amp	5.16
599-SK3866A	NPN AF Pre-Driver	2.90
599-SK3871	4W 35KV Hi-Volt Div	10.13
599-SK3891	DIP-8 Atten For DC Op	3.50
599-SK3892	DIP-14 FM Phase Detect	3.20
599-SK3893	TO-220 NPN Medium Power	2.39
599-SK3896	TO-220 NPN Power Amp	2.14
599-SK3897	TO-220 PNP Power Amp	2.82
599-SK3899	TO-92 NPN Pre-Amp	1.05
599-SK3929	TO-220 NPN Medium Power	3.05
599-SK3932	TO-92 PNP AF / RF Hi-Volt	1.40
599-SK3942	TO-64 200V 90A SCR	14.32
599-SK3947	TO-3 NPN Hi-Power Audio	7.95
599-SK3971	TO-5 Hi-Speed Diff Com	4.77
599-SK3977	TO-72 N-Chan JFET	2.68
599-SK3987	8A 400V FW Bridge	4.10
599-SK3996	TO-126 NPN Audio Amp	2.18
599-SK3997	TO-126 PNP Audio Amp	2.41
599-SK4002B	Dual 4-Input NOR Gate	0.73
599-SK4007UB	Dual Comp Inverter	0.79
599-SK4011B	Quad 2-Input NAND Gate	1.01
599-SK4069UB	Hex Inverter	0.82
599-SK4541B	CMOS Programmable Timer	2.43
599-SK4802	TO-39 Gen Pur Amp 2.9V	8.80
599-SK4803	IC-143 Gen Pur Amp 3.2V	13.46
599-SK4804	TO-39 Gen Pur Amp 5V	13.39
599-SK4815	SIP-10 15W AF Power Amp	6.78
599-SK4909	TO-220AB NPN Horz Defl Circ	5.50
599-SK4918	400V 4 Amp Triac	3.48
599-SK4929	SCR Optoisolator	3.95

Replacement Semiconductors

The most popular SK products are listed. Thousands of other SK products are in stock, too many to list. Please call your local Mouser Sales Representative.

For quantities greater than listed call for quote

MOUSER STOCK NO.	Description	Price Each 1-99
599-SK5002	DO-15 200V 1A Rect	1.80
599-SK5014	DO-27 Fast Rec 200V	2.39
599-SK5020	DO-27 Fast Rec 1000V	3.79
599-SK5044	R-097 Full WV Bridge 600V	6.95
599-SK5046	Full WV Bridge 1000V	8.65
599-SK5048	R-097 Full WV Bridge 200V	6.75
599-SK5050	Full WV Bridge 600V	7.39
599-SK5052	R-098 Full WV Bridge 1000V	9.05
599-SK5053	SIP-4 Full WV Bridge 200V	2.15
599-SK5054	SIP-4 Full WV Bridge 600V	1.85
599-SK5060	200V 8A Half Wave Bridge	4.15
599-SK5114	DIP-18 1024x4 LSI Stat RAM	11.01
599-SK5236	TO-220 Sw Rect 200V	2.23
599-SK5538	TO-220 100A 400V Triac	2.85
599-SK5704	TO-218 400V Triac	11.80
599-SK6556	DO-9 600V 300A GP Rect	53.20
599-SK6627	TO-48 22A 400V SCR	12.72
599-SK7110	DO-4 16A 1000V Rectifier	8.75
599-SK7240	DO-5 600V 60A Rect	16.55
599-SK7303	600V 100A Full Wave Bridge	100.00
599-SK7330	R-068 High Volt Rectifier	5.69
599-SK7494	4-Bit Shift Register	2.12
599-SK7602	DIP-28 Phase Controller	16.25
599-SK7604	SIP-9 FM Diff IF Amp	4.50
599-SK7609	SIP-9 Tape Prog Detector	1.89
599-SK7613	DIP-16 PLL Cir Decoder	7.69
599-SK7614	DIP-8 Audio Driver	3.99
599-SK7617	DIP-14 Diff Vid Amp	2.60
599-SK7623	DIP-18 AM/FM IF Amp	3.55
599-SK7628	DIP-16 Video IF Amp/Detect	6.25
599-SK7632	DIP-30 TV IF Sys W/AFT	12.35
599-SK7638	DIP-18 Dot/Bar Display Driver	8.18
599-SK7643	DIP-8 Adj +Volt Reg	1.77
599-SK7674	DIP-16 AM/FM IF System	5.47
599-SK7678	DIP-16 TV Sound System	5.79
599-SK7682	TO-5 Micropower Op Amp	3.19
599-SK7683	DIP-8 Micropower Op Amp	2.39
599-SK7690	TO-5 MOSFET IN Op Amp	3.50
599-SK7691	DIP-8 MOSFET IN Op Amp	2.29
599-SK7695	TO-5 MOSFET IN Op Amp	3.75
599-SK7696	DIP-8 MOSFET IN Op Amp	2.85
599-SK7697	DIP-8 Dual BIMOS Op Amp	3.59
599-SK7698	DIP-18 Dual BIMOS Op Amp	3.59
599-SK7706	TO-220 10W Audio Pwr Amp	10.19
599-SK7709	DIP-8 Op Amp	4.75
599-SK7710	DIP-8 Overvolt Sensing	3.40
599-SK7714	DIP-14 BIMOS-Input Op Amp	2.39
599-SK7715	DIP-22 Picture Tube BIAS	8.65
599-SK7727	DIP-16 TV Chroma Processor	12.59
599-SK7733	DIP-40 Quad NPN Darl Arr	5.99
599-SK7738	DIP-18 TV Tuner Band Selsw	6.65
599-SK7740	TO-3P Fixed +12V Volt Reg	6.45
599-SK7741	Fixed +15 Volt Reg	6.75
599-SK7742	Fixed +24V Voltage Regulator	6.65
599-SK7758	DIP-12 1W Aud Power	8.55
599-SK7765	DIP-16 TV Chroma Processor	11.15
599-SK7784	DIP-14 TV Sound IF Amp	6.60
599-SK7790	SIP-10 5.8W Aud Pwr Amp	11.33
599-SK7811	SIP-15 Fixed 16V Voltage Reg	12.36
599-SK7816	DIP-14 TV Video IF Amp	8.99
599-SK7C14	Hex Schmitt Inverter	0.79
599-SK9000	DO-15 600V 1A Rect	1.26
599-SK9001	1.5A 200V Half Wave	2.61
599-SK9003	DO-27 50V 3.0A Rect	0.58
599-SK9007	DO-27 3A 400V Rectifier	1.18
599-SK9011	DIP-8 Dual Comparator	4.35
599-SK9012	DIP-14 2W Dual AF Power	6.50
599-SK9034	TO-3 PNP Hi-Power AF	11.40
599-SK9041	TO-126 NPN AF Driver	1.96
599-SK9042	TO-126 PNP AF Driver	2.00
599-SK9047	DIP-24 Aud Sig Processor	10.67
599-SK9050	SIP-7 VCR Freq Div	6.21
599-SK9055	DIP-24 VCR Mtr Drive	9.99
599-SK9069	DIP-20 Stereo Demod	11.85
599-SK9072	TO-72 N-Chan JFET	1.73
599-SK9073	SIP-5 Voltage Comp	3.96
599-SK9085	NPN Hi-Volt/Speed Sw	7.15
599-SK9089	DIP-8 Tone Decoder	3.90
599-SK9091	DO-35 200V 0.2A Rect	0.99
599-SK9093	DIP-16 7-Ch Input Driver	3.90
599-SK9111	TO-3 NPN Hi-Speed Switch	19.60
599-SK9114	TO-78 NPN Hi-Speed Sw	17.95
599-SK9118	TO-220 NPN TV Vert	2.69

For quantities greater than listed call for quote

MOUSER STOCK NO.	Description	Price Each 1-99
599-SK9120	TO-92 Bidirect Sw	1.39
599-SK9121	Unijunction Trans	2.65
599-SK9123	TO-18 Unijunction	6.75
599-SK9125	TO-98 350mW Thyristor	5.20
599-SK9132	TO-92 PNP Audio Freq	1.75
599-SK9136	TO-92 PNP Power Amp	8.84
599-SK9137	NPN Lo-Freq Pwr Amp	2.05
599-SK9145	DIP-8 Hi-Speed Op Amp	4.50
599-SK9147	DIP-8 Op Amp	2.77
599-SK9148	TO-71 N-CH JFET Diff	10.80
599-SK9152	DO-4 Schottky Rectifier	14.25
599-SK9153	DO-4 Schottky Rectifier	17.49
599-SK9154	DO-5 Schottky Rectifier	18.35
599-SK9155	TO-237 N-CH MOSFET	3.29
599-SK9156	TO-52 N-CH MOSFET	7.10
599-SK9157	TO-78 N-CH JFET	1.34
599-SK9158	TO-72 N-Ch MOSFET	6.61
599-SK9161	TO-92 N-Ch JFET	1.37
599-SK9163	TO-18 N-Ch JFET	1.78
599-SK9167	DIP-8 Op Amp	1.90
599-SK9182	DIP-16 TV Vert Defl	11.07
599-SK9201	DIP-8 Op Amp	1.43
599-SK9205	DIP-16 Trans Array	4.70
599-SK9227	DIP-16 TV Horiz Proc	5.68
599-SK9230	1.0A 200V Full Wave Bridge	1.60
599-SK9237	TO-3 NPN Hi-Power Amp	8.28
599-SK9241	DIP-14 Elect Switch	3.29
599-SK9243	SIP-9 0.8W Audio Amp	3.59
599-SK9258	DIP-8 Dual Diff Op Amp	3.75
599-SK9262	TO-3 NPN Hi Volt	9.80
599-SK9277	TO-5 Dual Volt Comp	3.15
599-SK9278	DIP-8 Dual Volt Comp	1.70
599-SK9301	R-090 Microwave Rect 12KV	10.15
599-SK9306	1.0A 8KV Rectifier	16.00
599-SK9317	DIP-16 AF Power Driver	14.32
599-SK9318	DIP-18 Dis Seg Driver	10.45
599-SK9323	SIP-9 Op Amp/Osc	1.65
599-SK9324	DIP-16 TV Snd IF Det	7.54
599-SK9331	TO-3 +12V Voltage Regulator	7.21
599-SK9346	TO-66 Overvolt Protect	6.79
599-SK9347	TO-66 Overvolt Protect	6.89
599-SK9348	TO-3 Overvolt Protect	7.59
599-SK9350	TO-3 Overvolt Protect	12.15
599-SK9351	PNP TV Vid/Chroma Amp	4.45
599-SK9352	NPN TV Chroma Output	3.00
599-SK9358	SIP-8 VCR Dis Erase	4.15
599-SK9370	TO-126 NPN Hi-Speed Sw	1.45
599-SK9371	NPN Hi-Speed Sw	4.20
599-SK9377	TO-5 BIMOS Op Amp	4.08
599-SK9378	DIP-8 Single Op Amp	1.50
599-SK9386	DIP-18 OP Amp/Quad Comp	9.75
599-SK9390	TO-247 PNP LoFreq Pwr Amp	6.25
599-SK9391	TO-220 NPN Sw XISTR	4.02
599-SK9399	DIP-8 Dual Op Amp	6.69
599-SK9408	TO-252 NPN LoFreq Pwr Amp	2.05
599-SK9409	TO-252 PNP LoFreq Pwr Amp	2.19
599-SK9410	TO-92 NPN Sw Amp	1.49
599-SK9411	TO-3 NPN TV Horz Defl	7.54
599-SK9413	TO-3P NPN Hi-Curr Sw	4.35
599-SK9415	TO-3P PNP Hi-Curr Sw	4.60
599-SK9417	TO-55 NPN AF Power Amp	1.95
599-SK9418	TO-10 NPN AF Sm Signal	0.95
599-SK9428	PNP Lo-No Diff Amp	2.02
599-SK9431	TO-220 NPN Hi-Volt	3.95
599-SK9444	TO-72 NPN PreAmp Input	1.95
599-SK9445	TO-220 NPN Hi-Volt	4.02
599-SK9446	NPN Hi-Power Linear Amp	9.52
599-SK9452	TO-220 NPN Hi-Speed Sw	3.85
599-SK9453	TO-92 NPN Hi-Current Sw	0.85
599-SK9454	TO-92 PNP Hi-Current Sw	1.25
599-SK9456A	TO-92 PNP Darl Amp	0.95
599-SK9457	TO-62 NPN Power Sw Trans	3.95
599-SK9458	TO-62 PNP Power Sw Trans	3.15
599-SK9459	TO-92 NPN Lo-No Amp	1.06
599-SK9463	TO-92 NPN Hi-Curr Driver	0.98
599-SK9464	TO-92 PNP Hi-Curr Driver	0.95
599-SK9465	TO-92 NPN Hi-Speed Sw	0.55
599-SK9466	TO-220 NPN Hi-Volt	1.79
599-SK9467	TO-220 PNP Hi-Volt	3.20
599-SK9469	TO-237 PNP Gen Pur	1.45
599-SK9470	TO-237 NPN Hi-Speed Sw	1.22
599-SK9473	TO-237 NPN Hi-Volt	2.39
599-SK9474	TO-220 NPN Power Trans	1.86

For quantities greater than listed call for quote

MOUSER STOCK NO.	Description	Price Each 1-99
599-SK9475	TO-220 NPN Darlington	1.82
599-SK9476	TO-218 NPN Hi-Volt	7.10
599-SK9483	NPN TV Power Reg	6.45
599-SK9489	TO-247 PNP Power Amp	6.50
599-SK9500	TO-220 N-CH MOSFET	2.15
599-SK9501	TO-220 N-CH MOSFET	5.95
599-SK9503	TO-220 N-CH MOSFET	3.29
599-SK9504	TO-39 P-CH MOSFET	4.65
599-SK9505	TO-220 P-CH MOSFET	5.50
599-SK9508	TO-220 P-CH MOSFET	11.75
599-SK9637	NPN UHF Transistor	39.95
599-SK9651	TO-319 NPN Sig Amp	5.79
599-SK9703	DIP-24 1024X8 Prom 70NS	12.79
599-SK9705	TO-92 NPN Optoisolator	3.05
599-SK9712	DIP-18 Noise Reduce Sys	7.22
599-SK9713	SIP-8 Filter Seg Proc	1.24
599-SK9715	DIP-8 Remote Control Preamp	1.52
599-SK9717	SIP-9 Rem Cnt PreAmp	1.89
599-SK9718	DIP-16 Quad G-BIT D/A	2.18
599-SK9720	TO-97 NPN AF Amp	1.10
599-SK9721	DIP-8 Dual Comparator	1.71
599-SK9723	DIP-18 VTR Ser Interface	4.23
599-SK9724	DIP-24 VTR DD MTR CIR	14.82
599-SK9725	SIP-9 TV Tuner Band Sw	3.79
599-SK9728	DIP-22 Interface F/Char Patt	8.45
599-SK9729	SIP-7 Vert Defl Circ	3.79
599-SK9732	DIP-22 Noise Reduct	5.08
599-SK9733	DIP-18 VTR Interface Cir	10.55
599-SK9734	DIP-20 VTR Interface Cir	11.83
599-SK9736	SIP-9 NPN Trans Array	3.37
599-SK9737	SIP-9 NPN Trans Array	3.37
599-SK9738	SIP-3 Power Volt Detect Cir	2.14
599-SK9740	SIP-10 Rev Motor Driver	3.99
599-SK9741	TO-98 PNP Inv/Interface/Drvr	0.70
599-SK9742	TO-98 NPN Inv/Interface/Drvr	0.72
599-SK9840	TO-100 NPN GP Amplifier	1.48
599-SK9854	SIP-3 PWR Volt Detector	2.90
599-SK9744	TO-247 Fixed 134V 1A V Reg	14.82
599-SK9746	SIP-8 Elect Sw F/Vtr	1.33
599-SK9747	SIP-8 Preamp F/Remote	1.52
599-SK9750	DIP-30 TV Vid Def Gir	10.95
599-SK9751	SIP-9 Flesh Color Cor	3.79
599-SK9754	SIP-9 Sync Det F/TV	1.71
599-SK9755	DIP-16 TV Tuner Controller	2.66
599-SK9756	DIP-20 Peripheral Cir	3.89
599-SK9757	SIP-15 2-Ch Volt Amp	17.09
599-SK9760	SIP-12 TV Volt Reg/Aud Amp	6.90
599-SK9761	SIP-12 TV Volt Reg/Aud Amp	15.20
599-SK9762	SIP-7 DC Mir Drvr F/VTR/CD	9.12
599-SK9763	DIP-4 Optoisolator NPN	1.37
599-SK9764	SIP-7 2-IN Sw Aud Sig	1.99
599-SK9768	DIP-16 Analog Function Sw	2.85
599-SK9769	DIP16 Freq Sync F/TV	11.75
599-SK9770	DIP-8 Optoisolator NPN	4.75
599-SK9800	DIP-8 JFET Op Amp	3.75
599-SK9808	TO-220 Triac 400V 25A	7.10
599-SK9814	BCD-to-7 Seg Dec/Drv	5.60
599-SK9838	DIP-28 Vtr Bright Sig	14.82
599-SK9854	SIP-3 Pwr Volt Detect	2.90
599-SK9855	TO-220AB NPN Tran Sw Reg	3.25
599-SK9856	TO-126N NPN Power Amp	1.47
599-SK9908	DIP-16 Darlington Switch	5.25
599-SK9934	1A 40V Schottky Rect	1.04
599-SK9938	1.8A 50V GP Rect	1.41
599-SK9958	PNP Gen Pur Switch	1.37
599-SK9967	DO-35 5.1V 0.5W Zener	5.44
599-SK9972	600V 6A Full Wave Brdg	6.04
599-SK9975	DO-35 Sil Diode	1.23
599-SK9986	TO-218 NPN Horz Defl Circ	8.45
599-SK10018	SIP-12 AF Power Amp	4.95
599-SK10037	DIP-14 PWM Cont Cir	3.30
599-SK10091	TO-220AB NPN Power Amp	3.21
599-SK10094	PNP Hi-Speed Switch	0.98
599-SK10136	NPN Horz Deflection	9.64
599-SK10163	Schottky Rect 90V 150A	4.77
599-SK10297	DIP-18 NMOS 64K DRAM	10.66
599-SK10303	TO-220AB N-Ch MOSFET	6.79
599-SK10304	TO-220 N-Chan MOSFET	10.99
599-SK10462	TO-92 N-Chan JFET	1.39
599-SK10471	SIP-9 Pwr Supply Controller	5.95
599-SK10472	TV Signal Processor	12.70
599-SK10510	DO-27 400V 5A Rect	2.88
599-SK22100	DIP-16 4X4 Cross Sw W/Mem	3.15

Programmer Accessories / Microprocessors and Peripheral IC's

MEMORY TESTER, ERASERS, AND PROGRAMMER ADAPTORS

SIMM Memory Tester

- For testing Single In-Line Memory (SIMM) (30 and 72 pin)
- Single line LCD & 4 buttons operate through multi-level menu system
- Tests can be executed automatically or choose selected tests to run
- Designed to support future memory modules and chips easily

MOUSER STOCK NO.	Description	Price Each
549-SIMMAX	Universal SIMM tester	665.00

EPROM Erasers

MOUSER STOCK NO.	Description	Price Each
549-DATARASE	UV eraser for 4 EPROMs	39.00
549-DATARASE-T	UV eraser with timer (4)	49.00
549-LA6A	UV eraser for 9 EPROMs	75.00
549-LA6T	UV eraser with timer (9)	85.00
549-CHIP-20	UV eraser with timer (20)	165.00
549-ERAT8Z	UV eraser with timer (25)	185.00

Programmer Adaptors

MOUSER STOCK NO.	Description	Price Each
549-RM4G	RomMax 4 gang adaptor	95.00
549-RM-875X	For 87XX and 87CXX	85.00
549-RM-16BIT	For 16 bit EPROM	85.00
549-RM-PIC-16C5X	For 16C6X microcontroller	85.00

Microprocessors and Peripheral IC's

Manufacturer	Prefix
Harris Semiconductor	570
NEC	551

Manufacturer	Prefix
NTE	526
SGS Thomson	511

For quantities greater than listed call for quote

MOUSER NO. Mfr.	Industry No.	Package	Description	Price Each 1-99
CDP 1800 Series MPU, Components				
570 -	CDP1822CE	DIP-22	1K (256 x 4) Asynchronous RAM 450nS	7.92
570 -	CDP1824CE	DIP-18	256 (32 x 8) Asynchronous RAM 700nS	4.82
570 -	CDP1852CE	DIP-24	Byte Wide Input/Output Port	6.78
570 -	CDP1853CE	DIP-16	"N" Bit 1 - of - 8 Decoder	4.20
570 -	CDP1854ACE	DIP-40	Programmable UART 4.6V	6.88
570-	CDP1871ACE	DIP-40	Keyboard Encoder	6.46
3880 Microprocessor				
526 -	NTE3880	DIP-40	8 Bit NMOS Microprocessor 4 MHz	23.20
6500 / 65C Series MPU, Peripherals				
526 -	NTE6502	DIP-40	8 Bit NMOS Microprocessor 1 MHz	14.00
526 -	NTE6507	DIP-28	8 Bit NMOS Microprocessor with clock 1 MHz	11.75
570 -	CDP65C51E1	DIP-28	Async Comm Interface Adaptor 1 MHz	3.91
6800 / 68B / 6800 Series MPU, Peripherals				
526 -	NTE6800	DIP-40	8 Bit NMOS Microprocessor 1 MHz	15.92
511 -	TS68000CP10	DIP-64	16 Bit NMOS Microprocessor 10 MHz	13.59
526 -	NTE6809	DIP-40	8 Bit NMOS Microprocessor	22.30
526 -	NTE6809E	DIP-40	8 Bit NMOS Microprocessor	22.30
511 -	EF6809P	DIP-40	High-Performance Microprocessor 1 MHz	4.49
526 -	NTE6810	DIP-24	1K Static RAM 450nS	7.95
526 -	NTE6821	DIP-40	NMOS Peripheral Interface Adaptor 1 MHz	8.29
511 -	EF6821P	DIP-40	Peripheral Interface Adaptor 1 MHz	2.25
511 -	EF6840P	DIP-28	NMOS Programmable Timer 1 MHz	2.67
526 -	NTE6850	DIP-24	Async Comm Interface Adaptor 1 MHz	8.38
511 -	EF6850P	DIP-24	Async Comm Interface Adaptor 1 MHz	2.28
511 -	EF6854P	DIP-28	Advanced Data Link Controller 1 MHz	3.75
526 -	NTE6875	DIP-16	NMOS Two-phase Clock Generator/Driver	16.33
511 -	EF68B09P	DIP-40	High Performance Microprocessor 2 MHz	5.70
511 -	EF68B21P	DIP-40	Peripheral Interface Adaptor 2 MHz	2.76
511 -	EF68B40P	DIP-28	Programmable Timer 2 MHz	3.11
511 -	EF68B50P	DIP-24	Async Communications Interface 2 MHz	2.53
7000 V-Series CMOS MPU, Microcomputers				
551 -	70108C8	DIP-40	V20 16 Bit CMOS Microprocessor 8 MHz	6.08
551 -	70108C10	DIP-40	V20 16 Bit CMOS Microprocessor 10 MHz	6.48
551 -	70108HC12	DIP-40	V20H 16 Bit CMOS Microprocessor 12 MHz	12.50
551 -	70108HC16	DIP-40	V20H 16 Bit CMOS Microprocessor 16 MHz	13.30
551 -	70116C8	DIP-40	V30 16 Bit CMOS Microprocessor 8 MHz	13.30
551 -	70116C10	DIP-40	V30 16 Bit CMOS Microprocessor 10 MHz	14.90

For quantities greater than listed call for quote

MOUSER NO. Mfr.	Industry No.	Package	Description	Price Each 1-99
7000 V-Series CMOS MPU, Microcomputers (cont.)				
551 -	70116HC12	DIP-40	V30H 16 Bit CMOS Microprocessor 12 MHz	19.65
551 -	70116HC16	DIP-40	V30H 16 Bit CMOS Microprocessor 16 MHz	22.45
551 -	70208L8	PLCC-68	V40 8/16 Bit CMOS MPU 8 MHz	19.20
551 -	70208L10	PLCC-68	V40 8/16 Bit CMOS MPU 10 MHz	22.08
551 -	70216L8	PLCC-68	V40 16 Bit CMOS MPU 8 MHz	21.12
551 -	70216L10	PLCC-68	V50 16 Bit CMOS MPU 10 MHz	24.00
551 -	70320L5	PLCC-84	V25 16 Bit CMOS Microcomputer 5 MHz	17.20
551 -	70320L8	PLCC-84	V25 16 Bit CMOS Microcomputer 8 MHz	17.84
551 -	70325L8	PLCC-84	V25 + 16 Bit CMOS Microcomputer 8 MHz	17.60
551 -	70325L10	PLCC-84	V25 + 16 Bit CMOS Microcomputer 10 MHz	18.24
7100 Series CMOS Peripherals				
551 -	71011C10	DIP-18	Clock Pulse Driver	5.88
551 -	71051C	DIP-28	Serial Control Unit 8 MHz	3.05
551 -	71051C10	DIP-28	Serial Control Unit 10 MHz	3.15
551 -	71054C	DIP-24	Programmable Timer/counter 8 MHz	2.73
551 -	71054C10	DIP-24	Programmable Timer/counter 10 MHz	3.15
551 -	71055C	DIP-40	Parallel Interface Unit 8 MHz	2.49
551 -	71055C10	DIP-40	Parallel Interface Unit 10 MHz	3.18
551 -	71059C	DIP-28	Interrupt Control Unit 8 MHz	2.89
551 -	71059C10	DIP-28	Interrupt Control Unit 10 MHz	3.28
551 -	71071C	DIP-48	8/16 Bit Direct Memory Access Control 10 MHz	10.50
551 -	71082C	DIP-20	8 Bit Non-Inverted Latch	4.28
551 -	71083C	DIP-20	8 Bit Inverted Latch	4.16
551 -	71084C	DIP-18	Clock Pulse Generator/Driver 8 MHz	3.70
551 -	71086C	DIP-20	8 Bit Non-Inverted Bus Buffer/Driver	4.10
551 -	71087C	DIP-20	8 Bit Inverted Bus Buffer/Driver	4.10
551 -	71088C	DIP-20	System Bus Controller 8 MHz	6.12
7200 Series Peripherals				
551 -	72065BC	DIP-40	Floppy Disk Controller 8MHz	10.53
551 -	72001C11	DIP-40	Serial Communication Controller 12.5MHz	15.01
8000 / 8200 / 82C Series MPU, Peripherals				
526 -	NTE8080A	DIP-40	8 Bit NMOS Microprocessor 2 MHz	11.86
526 -	NTE8212	DIP-24	8 Bit Schottky Input/Output Port	4.76
526 -	NTE8224	DIP-16	Schottky Clock Generator and Driver	5.25
526 -	NTE8228	DIP-28	Schottky Single Chip System Controller	11.02
570 -	CDP82C50A5	DIP-40	Async Communication Element	15.36
570 -	CDP82C55A	DIP-40	Programmable Peripheral Interface	6.39

VOLTAGE REGULATOR IC KIT

- 72 pieces
- 18 different devices
- Fully assembled and keyed

MOUSER STOCK NO.	Description	Price Each
370-VRG-1	**4 Each:** 7805, 7805A, 78S05, 78M05, 7905, 7808, 7908, 7812, 7812A, 78S12, 7912, 7815A, 7915A, 7818, 7918, LM317T, LM337SP and LM723CN	59.95

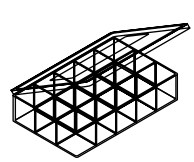

LINEAR IC KIT

- 72 pieces
- 18 different devices
- Fully assembled and keyed
  Packaged in a sturdy, conductive, plastic storage box

MOUSER STOCK NO.	Description	Price Each
370-LIN-1	**5 Each:** LM311, LM324, LM339, LF353, LM358, LM393, NE555, NE556, MC1488, MC1489, ULN2003A **3 Each:** LF347, LF356, LM741, LM1458, CA3130, CA3140, CA3059	69.95

RAMS and EPROMS

Manufacturer	Prefix
NEC	551
NTE	526
SGS Thomson	511

SGS-THOMSON MICROELECTRONICS NTE NEC

♦ Surface Mount Device

For quantities greater than listed call for quote

MOUSER NO. Mfr.	Industry No.	Package	Description	Price Each 1-99
Fast Static RAMS				
511 -	IMS1203P-25S	DIP-18	4K x 1 Fast Static RAM 25nS	3.12
511 -	IMS1203P-35S	DIP-18	4K x 1 Fast Static RAM 35nS	2.99
2100 Series RAMS				
526 -	NTE2102	DIP-16	1K x 1 NMOS Static RAM 350nS	4.48
526 -	NTE2104	DIP-16	4K x 1 NMOS Static RAM 200nS	10.35
526 -	NTE2107	DIP-22	4K x 1 NMOS Dynamic RAM 200nS	7.95
526 -	NTE2114	DIP-18	4K x 1 NMOS Static RAM 300nS	12.10
526 -	NTE2117	DIP-16	16K x 1 NMOS Dynamic RAM 200nS	15.74
526 -	NTE2147	DIP-18	4K x 1 NMOS Static RAM 55nS	8.45
2532 EPROM				
526 -	NTE2532	DIP-24	32K (4K x 8) NMOS EPROM 300nS	24.08
2700 / 27000 Series EPROMS				
511 -	M2716F1	DIP-24	16K (2Kx8) NMOS UV EPROM 450nS	8.40
511 -	M27161F1	DIP-24	16K (2Kx8) NMOS UV EPROM 350nS	8.40
511 -	M2732A-2F1	DIP-24	32K (4K x 8) NMOS UV EPROM 200nS	8.40
511 -	M2732A-F1	DIP-24	32K (4K x 8) NMOS UV EPROM 250nS	8.40
511 -	M2732A-3F1	DIP-24	32K (4K x 8) NMOS UV EPROM 300nS	8.40
511 -	M2732A-4F1	DIP-24	32K (4K x 8) NMOS UV EPROM 450nS	8.40
511 -	M2764A-1F1	DIP-28	64K (8K x 8) NMOS UV EPROM 180nS	6.16
511 -	M2764A-2F1	DIP-28	64K (8K x 8) NMOS UV EPROM 200nS	6.16
511 -	M2764AF1	DIP-28	64K (8K x 8) NMOS UV EPROM 250nS	6.16
511 -	M2764A-3F1	DIP-28	64K (8K x 8) NMOS UV EPROM 300nS	6.16
511 -	M2764A-4F1	DIP-28	64K (8K x 8) NMOS UV EPROM 400nS	6.16
511 -	M27128A-2F1	DIP-28	128K (16K x 8) NMOS UV EPROM 200nS	6.16
511 -	M27128A-F1	DIP-28	128K (16K x 8) NMOS UV EPROM 250nS	6.16
511 -	M27128A-3F1	DIP-28	128K (16K x 8) NMOS UV EPROM 300nS	6.16
511 -	M27256-2F1	DIP-28	256K (32K x 8) NMOS UV EPROM 200nS	8.40
511 -	M27256-F1	DIP-28	256K (32K x 8) NMOS UV EPROM 250nS	8.40
511 -	ST27256-25	DIP-28	256K (32K x 8) One Time Prog ROM 250nS	4.83
511 -	M27256-3F1	DIP-28	256K (32K x 8) NMOS UV EPROM 300nS	8.40
511 -	M27512-F1	DIP-28	512K (64K x 8) NMOS UV EPROM 250nS	11.20
511 -	M27512-2F1	DIP-28	512K (64K x 8) NMOS UV EPROM 200nS	11.20
511 -	M27C64A-15F	DIP-28	64K (8K x 8) CMOS UV EPROM 150nS	3.91
511 -	M27C64A-20F	DIP-28	64K (8K x 8) CMOS UV EPROM 200nS	3.91
511 -	M27C64A-25F	DIP-28	64K (8K x 8) CMOS UV EPROM 250nS	3.91
511 -	M27C256B-70XF	DIP-28	256K (32K x 8) CMOS UV EPROM 70nS	4.37
511 -	M27C256B-80XF	DIP-28	256K (32K x 8) CMOS UV EPROM 80nS	3.91
511 -	M27C256B-90B	DIP-28	256K (32K x 8) CMOS OTP EPROM 90nS	3.22
511 -	M27C256B-10F	DIP-28	256K (32K x 8) CMOS UV EPROM 100nS	3.57
511 -	M27C256B-12B	DIP-28	256K (32K x 8) CMOS OTP EPROM 120nS	3.11
511 -	M27C256B-12F	DIP-28	256K (32K x 8) CMOS UV EPROM 120nS	3.57
511 -	M27C256B-15B	DIP-28	256K (32K x 8) CMOS OTP EPROM 150nS	3.11
511 -	M27C256B-15F	DIP-28	256K (32K x 8) CMOS UV EPROM 150nS	3.57
511 -	M27C256B-20B	DIP-28	256K (32K x 8) CMOS OTP EPROM 200nS	3.11
511 -	M27C256B-20F	DIP-28	256K (32K x 8) CMOS UV EPROM 200nS	3.57
511 -	M87C257-12F	DIP-28	256K (32K x 8) CMOS UV EPROM 120nS	7.43
511 -	M87C257-20F	DIP-28	256K (32K x 8) CMOS UV EPROM 200nS	8.05
511 -	M27C512-60XF	DIP-28	512K (64K x 8) CMOS UV EPROM 60nS	3.44
511 -	M27C512-70XF	DIP-28	512K (64K x 8) CMOS UV EPROM 70nS	4.60
511 -	M27C512-80XF	DIP-28	512K (64K x 8) CMOS UV EPROM 80nS	4.19
511 -	M27C512-90B	DIP-28	512K (64K x 8) CMOS OTP EPROM 90nS	3.52
511 -	M27C512-10F	DIP-28	512K (64K x 8) CMOS UV EPROM 100nS	3.80
511 -	M27C512-12B	DIP-28	512K (64K x 8) CMOS OTP EPROM 120nS	3.34
511 -	M27C512-12F	DIP-28	512K (64K x 8) CMOS UV EPROM 120nS	3.80
511 -	M27C512-15B	DIP-28	512K (64K x 8) CMOS OTP EPROM 150nS	3.34
511 -	M27C512-15F	DIP-28	512K (64K x 8) CMOS UV EPROM 150nS	3.80
511 -	M27C512-20B	DIP-28	512K (64K x 8) CMOS OTP EPROM 200nS	3.52
511 -	M27C512-20F	DIP-28	512K (64K x 8) CMOS UV EPROM 200nS	3.80
511 -	M27C512-25F	DIP-28	512K (64K x 8) CMOS UV EPROM 250nS	4.60
511 -	M27C1001-45XF	DIP-32	1M (128 x 8) CMOS UV EPROM 45nS	7.25
511 -	M27C1001-60XF	DIP-32	1M (128 x 8) CMOS UV EPROM 60nS	6.67
511 -	M27C1001-70XF	DIP-32	1M (128 x 8) CMOS UV EPROM 70nS	6.21
511 -	M27C1001-70B	DIP-32	1M (128 x 8) CMOS OTP EPROM 70nS	5.75
511 -	M27C1001-80XF	DIP-32	1M (128 x 8) CMOS UV EPROM 80nS	5.75
511 -	M27C1001-10B	DIP-32	1M (128 x 8) CMOS OTP EPROM 100nS	4.72
511 -	M27C1001-10F	DIP-32	1M (128 x 8) CMOS UV EPROM 100nS	5.18
511 -	M27C1001-12B	DIP-32	1M (128 x 8) CMOS OTP EPROM 120nS	4.72
511 -	M27C1001-12F	DIP-32	1M (128 x 8) CMOS UV EPROM 120nS	5.18
511 -	M27C1001-15B	DIP-32	1M (128 x 8) CMOS OTP EPROM 150nS	4.72
511 -	M27C1001-15F	DIP-32	1M (128 x 8) CMOS UV EPROM 150nS	5.18
511 -	M27C1001-20F	DIP-32	1M (128 x 8) CMOS UV EPROM 200nS	5.18
511 -	M27C1001-25F	DIP-32	1M (128 x 8) CMOS UV EPROM 250nS	6.44
511 -	M27C1024-70XF	DIP-40	1M (64 x 16) CMOS UV EPROM 70nS	8.74
511 -	M27C1024-80XF	DIP-40	1M (64 x 16) CMOS UV EPROM 80nS	8.05
511 -	M27C1024-12F	DIP-40	1M (64 x 16) CMOS UV EPROM 120nS	7.36
511 -	M27C1024-15F	DIP-40	1M (64 x 16) CMOS UV EPROM 150nS	7.36
511 -	M27C1024-20F	DIP-40	1M (64 x 16) CMOS UV EPROM 200nS	8.74
511 -	M27C2001-70XF	DIP-32	2M (256 x 8) CMOS UV EPROM 70nS	9.89
511 -	M27C2001-80XF	DIP-32	2M (256 x 8) CMOS UV EPROM 80nS	9.20
511 -	M27C2001-10F	DIP-32	2M (256 x 8) CMOS UV EPROM 100nS	8.28
511 -	M27C2001-12F	DIP-32	2M (256 x 8) CMOS UV EPROM 120nS	8.28

For quantities greater than listed call for quote

MOUSER NO. Mfr.	Industry No.	Package	Description	Price Each 1-99
2700 / 27000 Series EPROMS				
511 -	M27C2001-15F	DIP-32	2M (256 x 8) CMOS UV EPROM 150nS	8.28
511 -	M27C2001-20F	DIP-32	2M (256 x 8) CMOS UV EPROM 200nS	8.28
511 -	M27C4001-70XF	DIP-32	4M (512 x 8) CMOS UV EPROM 70nS	16.56
511 -	M27C4001-80XF	DIP-32	4M (512 x 8) CMOS UV EPROM 80nS	15.18
511 -	M27C4001-10F	DIP-32	4M (512 x 8) CMOS UV EPROM 100nS	13.80
511 -	M27C4001-12B	DIP-32	4M (512 x 8) CMOS OTP EPROM 120nS	12.65
511 -	M27C4001-12F	DIP-32	4M (512 x 8) CMOS UV EPROM 120nS	13.80
511 -	M27C4001-15F	DIP-32	4M (512 x 8) CMOS UV EPROM 150nS	13.80
511 -	M27C4002-80XF	DIP-40	4M (256 x 16) CMOS UV EPROM 80nS	17.71
511 -	M27C4002-10F	DIP-40	4M (256 x 16) CMOS UV EPROM 100nS	16.10
511 -	M27C4002-12F	DIP-40	4M (256 x 16) CMOS UV EPROM 120nS	16.10
511 -	M27C4002-15F	DIP-40	4M (256 x 16) CMOS UV EPROM 150nS	16.10
511 -	M27C801-10F	DIP-32	8M (1M x 8) CMOS UV EPROM 100nS	16.00
511 -	M27C801-12F	DIP-32	8M (1M x 8) CMOS UV EPROM 120nS	16.00
511 -	M27C801-15F	DIP-32	8M (1M x 8) CMOS UV EPROM 150nS	16.00
511 -	M27C160-10F	DIP-42	16M (2M x 8) CMOS UV EPROM 100nS	41.40
511 -	M27C160-15F	DIP-42	16M (2M x 8) CMOS UV EPROM 150nS	41.40
I²C Bus EEPROMS				
511 -	ST24C01B	DIP-8	1K (128 X 8) CMOS EEPROM	.69
♦ 511 -	ST24C01M	SO-8	1K (128 X 8) CMOS EEPROM	.69
511 -	ST24C02AB	DIP-8	2K (256 X 8) CMOS EEPROM	.81
♦ 511 -	ST24C02AM	SO-8	2K (256 X 8) CMOS EEPROM	.81
511 -	ST24C04B	DIP-8	4K (2 by 256 x 8) CMOS EEPROM	.87
♦ 511 -	ST24C04CM	SO-8	4K (2 by 256 x 8) CMOS EEPROM	.87
♦ 511 -	ST24C04ML	SO-14	4K (2 by 256 x 8) CMOS EEPROM	1.84
511 -	ST24C08B	DIP-8	8K (4 by 256 x 8) CMOS EEPROM	1.33
♦ 511 -	ST24C08CM	SO-8	8K (4 by 256 x 8) CMOS EEPROM	1.33
511 -	ST24C16CB	DIP-8	16K (8 by 256 x 8) CMOS EEPROM	1.63
♦ 511 -	ST24C16CM	SO-8	16K (8 by 256 x 8) CMOS EEPROM	1.63
♦ 511 -	ST24C16CML	SO-14	16K (8 by 256 x 8) CMOS EEPROM	2.65
511 -	ST24W01B	DIP-8	1K (128 x 8) CMOS EEPROM	.74
♦ 511 -	ST24W01M	SO-8	1K (128 x 8) CMOS EEPROM	.74
511 -	ST24W02CB	DIP-8	2K (256 x 8) CMOS EEPROM	.85
♦ 511 -	ST24W02M	SO-8	2K (256 x 8) CMOS EEPROM	.85
511 -	ST24W04CB	DIP-8	4K (512 x 8) CMOS EEPROM	.92
♦ 511 -	ST24W04CM	SO-8	4K (512 x 8) CMOS EEPROM	.92
511 -	ST24W08B	DIP-8	8K (1K x 8) CMOS EEPROM	1.43
♦ 511 -	ST24W08M	SO-8	8K (1K x 8) CMOS EEPROM	1.43
511 -	ST24W16B	DIP-8	16K (2K x 8) CMOS EEPROM	1.75
511 -	ST25C01B	DIP-8	1K (128 x 8) CMOS EEPROM	.76
♦ 511 -	ST25C01M	SO-8	1K (128 x 8) CMOS EEPROM	.76
511 -	ST25C02AB	DIP-8	2K (256 x 8) CMOS EEPROM	.87
♦ 511 -	ST25C02AM	SO-8	2K (256 x 8) CMOS EEPROM	.87
511 -	ST25C04B	DIP-8	4K (512 x 8) CMOS EEPROM	.97
♦ 511 -	ST25C04CM	SO-8	4K (512 x 8) CMOS EEPROM	.97
511 -	ST25C08B	DIP-8	8K (1K x 8) CMOS EEPROM	1.47
♦ 511 -	ST25C08CM	SO-8	8K (1K x 8) CMOS EEPROM	1.47
511 -	ST25C16CB	DIP-8	16K (2K x 8) CMOS EEPROM	1.82
♦ 511 -	ST25C16CM	SO-8	16K (2K x 8) CMOS EEPROM	1.82
511 -	ST25W01B	DIP-8	1K (128 x 8) CMOS EEPROM	.81
♦ 511 -	ST25W01M	SO-8	1K (128 x 8) CMOS EEPROM	.81
511 -	ST25W02CB	DIP-8	2K (256 x 8) CMOS EEPROM	.92
♦ 511 -	ST25W02M	SO-8	2K (256 x 8) CMOS EEPROM	.92
511 -	ST25W04CB	DIP-8	4K (512 x 8) CMOS EEPROM	1.01
♦ 511 -	ST25W04CM	SO-8	4K (512 x 8) CMOS EEPROM	1.01
XI²C Bus EEPROM				
511 -	ST24E32B	DIP-8	32K (8 by 512 x 8) CMOS EEPROM	2.19
♦ 511 -	ST24E32M	SO-8	32K (8 by 512 x 8) CMOS EEPROM	2.19
511 -	ST25E32B	DIP-8	32K (8 by 512 x 8) CMOS EEPROM	2.42
511 -	ST24E64B	DIP-8	64K (8 by 1K x 8) CMOS EEPROM	2.65
♦ 511 -	ST24E64M	SO-8	64K (8 by 1K x 8) CMOS EEPROM	2.65
28C Series EEPROMS				
♦ 551 -	28C04G20	SO-24	4K (128 x 8) CMOS EEPROM 200ns	4.45
511 -	M28C64C-15K	PLCC-32	64K (8K x 8) CMOS EEPROM 150ns	7.48
♦ 511 -	M28C64C-15MS	SO-28	64K (8K x 8) CMOS EEPROM 150ns	6.90
511 -	M28C64C-15P	DIP-28	64K (8K x 8) CMOS EEPROM 150ns	7.48
511 -	M28C64C-20K	PLCC-32	64K (8K x 8) CMOS EEPROM 200ns	7.48
♦ 511 -	M28C64C-20MS	SO-28	64K (8K x 8) CMOS EEPROM 200ns	6.90
511 -	M28C64C-20P	DIP-28	64K (8K x 8) CMOS EEPROM 200ns	7.48
Microwire Bus EEPROMS				
511 -	ST93C06B	DIP-8	256 (16 x 16 or 32 x 8) CMOS EEPROM	.69
♦ 511 -	ST93C06M	SO-8	256 (16 x 16 or 32 x 8) CMOS EEPROM	.69
511 -	ST93C46AB	DIP-8	1K (64 x 16 or 128 x 8) CMOS EEPROM	.69
♦ 511 -	ST93C46AM	SO-8	1K (64 x 16 or 128 x 8) CMOS EEPROM	.69
♦ 511 -	ST93C46CM	SO-8	1K (64 x 16 or 128 x 8) CMOS EEPROM	.90
511 -	ST93C56B	DIP-8	2K (128 x 16 or 256 x 8) CMOS EEPROM	.81
♦ 511 -	ST93C56M	SO-8	2K (128 x 16 or 256 x 8) CMOS EEPROM	.81
♦ 511 -	ST93C66CM	SO-8	4K (256 x 16 or 512 x 8) CMOS EEPROM	.97
511 -	ST93CS46B	DIP-8	1K (64 x 16) CMOS EEPROM	.76
♦ 511 -	ST93CS46M	SO-8	1K (64 x 16) CMOS EEPROM	.76

RAMS and EPROMS / Universal Programmers

Manufacturer	Prefix
NEC	551
NTE	526
SGS Thomson	511

SGS-THOMSON MICROELECTRONICS

NTE

NEC

♦ Surface Mount Device

For quantities greater than listed call for quote

MOUSER NO. Mfr.	Industry No.	Package	Description	Price Each 1-99
Microwire Bus EEPROMS (Cont.)				
511 -	ST93CS47B	DIP-8	1K (64 x 16) CMOS EEPROM	.83
♦ 511 -	ST93CS47M	SO-8	1K (64 x 16) CMOS EEPROM	.83
511 -	ST93CS56B	DIP-8	2K (128 x 16) CMOS EEPROM	1.08
♦ 511 -	ST93CS56M	SO-8	2K (128 x 16) CMOS EEPROM	1.08
511 -	ST93CS57B	DIP-8	2K (128 x 16) CMOS EEPROM	1.20
♦ 511 -	ST93CS57M	SO-8	2K (128 x 16) CMOS EEPROM	1.20
511 -	ST93CS66B	DIP-8	4K (256 x 16) CMOS EEPROM	1.27
♦ 511 -	ST93CS66ML	SO-8	4K (256 x 16) CMOS EEPROM	2.16
Flash EPROMS				
511 -	M28F256A-12B	DIP-32	256K (32K x 8) CMOS 120nS	8.74
511 -	M28F256A-15B	DIP-32	256K (32K x 8) CMOS 150nS	8.74
511 -	M28F256A-15C	PLCC-32	256K (32K x 8) CMOS 150nS	8.74
511 -	M28F512-12B	DIP-32	512K (64K x 8) CMOS 120nS	5.98
511 -	M28F512-15B	DIP-32	512K (64K x 8) CMOS 150nS	9.66
511 -	M28F101-12P	DIP-32	1M (128K x 8) CMOS 120nS	6.21
511 -	M28F101-15P	DIP-32	1M (128K x 8) CMOS 150nS	6.21
511 -	M28F101-20P	DIP-32	1M (128K x 8) CMOS 200nS	10.93
4164 Dynamic Video RAM				
526 -	NTE4164	DIP-16	64K Dynamic RAM - NMOS 150nS	8.31
41000 Series Dynamic RAMS				
551 -	41464C10	DIP-18	256K (64K x 4) NMOS DRAM 100nS	2.40
4200000 Series Dynamic RAMS				
♦ 551 -	424260LE60	SO-40	4M (256K x 16) CMOS 5V Fast Page 60nS	6.00
♦ 551 -	424260LE70	SO-40	4M (256K x 16) CMOS 5V Fast Page 70nS	6.00
♦ 551 -	4218160LE70	SO-42	16M (1M x 16) CMOS 5V Fast Page 70nS	17.60
♦ 551 -	4217800LE70	SO-28	16M (2M x 8) CMOS 5V Fast Page 70nS	17.60
♦ 551 -	4217400LA60	SO-26	16M (4M x 4) CMOS 3.3V Fast Page 60nS	16.80
43000 Series CMOS Static RAMS				
551 -	43256BCZ70L	DIP-28	256K (32K x 8) CMOS SRAM 70nS	2.40
♦ 551 -	43256BGU70L	SO-28	256K (32K x 8) CMOS SRAM 70nS	1.76
551 -	43256BCZ70LL	DIP-28	256K (32K x 8) Low Pwr CMOS SRAM 70nS	2.40
♦ 551 -	43256BGU85L	SO-28	256K (32K x 8) CMOS SRAM 85nS	1.76
♦ 551 -	43256BGU85LL	SO-28	256K (32K x 8) Low Pwr CMOS SRAM 85nS	1.76
♦ 551 -	431016LE15	SO-44	1M (64K x 16) CMOS SRAM 15nS	5.60
♦ 551 -	431008LE15	SO-32	1M (128K x 8) CMOS SRAM 15nS	5.60
♦ 551 -	431000AGW70L	SO-32	1M (128K x 8) CMOS SRAM 70nS	5.20
♦ 551 -	431000AGW85L	SO-32	1M (128K x 8) CMOS SRAM 85nS	5.20
♦ 551 -	434008LE20	SO-36	4M (512K x 8) CMOS SRAM 20nS	46.40
MK41H Series SRAMS				
511 -	MK41H66-35	DIP-20	16K x 1 CMOS Static RAM 35nS	5.52
511 -	MK41H68-20	DIP-20	4K x 4 CMOS Static RAM 20nS	11.73
Very Fast Cache TAGRAM™				
511 -	MK41S80N12	DIP-22	16K (4K x4) CMOS TAGRAM 12ns	18.35
511 -	MK41S80N15	DIP-22	16K (4K x4) CMOS TAGRAM 15ns	12.60
511 -	MK41S80N20	DIP-22	16K (4K x4) CMOS TAGRAM 20ns	11.48
511 -	MK41S80N25	DIP-22	16K (4K x4) CMOS TAGRAM 25ns	6.99
MK4500 Series FIFOS				
511 -	MK4503-120	DIP-28	2K x 9 CMOS BIPORT FIFO 120nS	15.48
511 -	MK4503-150	DIP-28	2K x 9 CMOS BIPORT FIFO 150nS	15.18

For quantities greater than listed call for quote

MOUSER NO. Mfr.	Industry No.	Package	Description	Price Each 1-99
48000 Series Video RAMS				
♦ 551 -	482234LE80	SOJ-40	2M (256K x 8) Fast Page VRAM 80nS	20.80
♦ 551 -	482234G580	SOP-44	2M (256K x 8) Fast Page VRAM 80nS	21.12
♦ 551 -	482235G580	SOP-44	2M (256K x 8) Hyperpage VRAM 80nS	21.12
♦ 551 -	482444GW60	SOP-64	4M (256K x 16) Fast Page VRAM 60nS	16.80
♦ 551 -	482444GW70	SOP-64	4M (256K x 16) Fast Page VRAM 70nS	16.80
♦ 551 -	482445GW60	SOP-64	4M (256K x 16) Hyperpage VRAM 60nS	16.80
♦ 551 -	482445GW70	SOP-64	4M (256K x 16) Hyperpage VRAM 70nS	16.80
TIMEKEEPER™ SRAMS Clock With Battery				
511 -	M48T0212PC1	DIP-24	16K (2K x 8) CMOS SRAM 120nS	20.19
511 -	M48T0215PC1	DIP-24	16K (2K x 8) CMOS SRAM 150nS	17.09
511 -	M48T0220PC1	DIP-24	16K (2K x 8) CMOS SRAM 200nS	15.54
511 -	M48T1215PC1	DIP-24	16K (2K x 8) CMOS SRAM 150nS	17.09
511 -	M48T1220PC1	DIP-24	16K (2K x 8) CMOS SRAM 200nS	15.54
511 -	M48T5970PC1	DIP-28	64K (8K x 8) CMOS SRAM 70nS	19.02
♦ 511 -	M48T59Y70MH1	SO-28	64K (8K x 8) CMOS SRAM 70nS	15.14
511 -	M48T59Y70PC1	DIP-28	64K (8K x 8) CMOS SRAM 70nS	19.02
511 -	M48T0810PC1	DIP-28	64K (8K x 8) CMOS SRAM 100nS	22.45
511 -	M48T0815PC1	DIP-28	64K (8K x 8) CMOS SRAM 150nS	19.34
♦ 511 -	M48T1810MH1	SO-28	64K (8K x 8) CMOS SRAM 100nS	15.54
511 -	M48T1810PC1	DIP-28	64K (8K x 8) CMOS SRAM 100nS	22.45
511 -	M48T1815PC1	DIP-28	64K (8K x 8) CMOS SRAM 150nS	19.34
511 -	M4T28BR12SH1	SH-28	Timekeeper SRAM Battery and Crystal	3.10
ZEROPOWER™ SRAMS With Battery				
511 -	M48Z0215PC1	DIP-24	16K (2K x 8) CMOS SRAM 150nS	7.70
511 -	M48Z0220PC1	DIP-24	16K (2K x 8) CMOS SRAM 200nS	7.30
511 -	M48Z1215PC1	DIP-24	16K (2K x 8) CMOS SRAM 150nS	7.70
511 -	M48Z1220PC1	DIP-24	16K (2K x 8) CMOS SRAM 200nS	7.30
511 -	M48Z0810PC1	DIP-28	64K (8K x 8) CMOS SRAM 100nS	11.26
511 -	M48Z0910PC1	DIP-28	64K (8K x 8) CMOS SRAM 100nS	13.20
♦ 511 -	M48Z1810MH1	SO-28	64K (8K x 8) CMOS SRAM 100nS	9.17
511 -	M48Z1810PC1	DIP-28	64K (8K x 8) CMOS SRAM 100nS	11.26
511 -	M48Z1910PC1	DIP-28	64K (8K x 8) CMOS SRAM 100nS	13.20
511 -	M48Z32Y85PC1	DIP-28	256K (32K x 8) CMOS SRAM 85nS	19.09
511 -	M48Z128Y85PM1	PMDIP-32	256K (32K x 8) CMOS SRAM 85nS	34.18
511 -	M48Z32Y10PC1	DIP-28	256K (32K x 8) CMOS SRAM 100nS	17.55
511 -	M48Z3010PM1	PMDIP-28	256K (32K x 8) CMOS SRAM 100nS	17.12
511 -	M48Z30Y10PM1	PMDIP-28	256K (32K x 8) CMOS SRAM 100nS	17.12
511 -	M48Z128Y12PM1	PMDIP-32	256K (32K x 8) CMOS SRAM 120nS	31.84
511 -	M4Z28BR00SH1	SH-28	ZeroPower SRAM Battery	3.91
65101 CMOS SRAM				
526 -	NTE65101	DIP-22	1K Static RAM - NMOS 450nS	14.80
Very Fast CMOS SRAMS				
♦ 511 -	M638032-15E	SO-28	256K (32K x 8) 3.3V CMOS SRAM 15nS	10.81
♦ 511 -	M638032-20E	SO-28	256K (32K x 8) 3.3V CMOS SRAM 20nS	10.35
♦ 511 -	M628032-15E	SO-28	256K (32K x 8) 5.0V CMOS SRAM 15nS	9.43
♦ 511 -	M628128-15E	SO-32	1M (128K x 8) 5.0V CMOS SRAM 15nS	46.00
♦ 511 -	M628128-17E	SO-32	1M (128K x 8) 5.0V CMOS SRAM 17nS	52.88
♦ 511 -	M628128-20E	SO-32	1M (128K x 8) 5.0V CMOS SRAM 20nS	38.46
♦ 511 -	M628128-25E	SO-32	1M (128K x 8) 5.0V CMOS SRAM 25nS	35.93
♦ 511 -	M624256-20E	SO-28	1M (256K x 4) 5.0V CMOS SRAM 20nS	38.46
♦ 511 -	M624256-25E	SO-28	1M (256K x 4) 5.0V CMOS SRAM 25nS	36.25

Electronic Engineering Tools

EPROM / EEPROM / MICROCONTROLLER PROGRAMMERS

System Requirements for all Programmers:

- IBM PC/XT/AT/386/486 or compatible, including most clones
- A hard disk drive is recommended for software installation
- 512K of RAM is recommended
- MS-DOS 2.11 or later

RomMax/RomMax-4G EPROM Programmers

- Device support: EPROMs, EEPROMs, and microcontrollers with adaptors
- ZIF socket: 32 pin / 32 pin (4 gang)
- Host interface: plug-in board

Includes:

- 1 Programming Module
- 1 PC Plug in card
- 1 40 pin 3 foot long ribbon cable
- Diskettes and Manual

MOUSER STOCK NO.	Description	Price Each
549-ROMMAX	EPROM programmer	159.00
549-ROMMAX-4G	4 gang EPROM programmer	219.00

MegaMax/MegaMax-4G Universal Programmer

- Device support: semi-universal (no PROM or PAL support)
- ZIF socket: 1-48/32-3 gang
- Host interface: parallel port
- Special hardware: FPGA 3030 w/o fan
- Module: standard 01/02
- IC/Memory tester: none

Includes:

- 1 Programming Module
- 1 AC Power Transformer
- 01/02 Family Modules
- 1 six foot parallel printer cable
- Diskettes and Manual

MOUSER STOCK NO.	Description	Price Each
549-MEGAMAX	Universal programmer	445.00
549-MEGAMAX-4G	4 gang universal prog.	545.00

AllMax Universal Programmers

- Device support: universal, over 1,800 chips
- ZIF socket: 48 pin gold
- Host interface: plug-in board
- Special hardware: D/A converter
- Module: optional module for Special IC
- IC/Memory tester: supported

Includes:

- 1 Programming Module
- 1 PC Plug in card
- 1 40 pin 3 foot long ribbon cable
- Diskettes and Manual

549-ALLMAX	Universal programmer	645.00

NEW THIS ISSUE NEW THIS ISSUE NEW THIS ISSUE NEW THIS ISSUE NEW THIS ISSUE

A

SOT-23

B
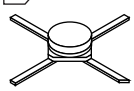
Micro-X

C

Mini-3

D

SOT-323

E

SOT-143

F

SOT-89

G
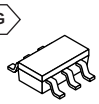
SOT-363

H

SO1

I

84AS

J
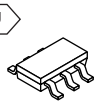
SOT-26

K
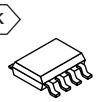
SOP-8

L
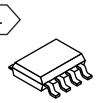
SSOP-8

SMALL SIGNAL SILICON BIPOLAR TRANSISTORS

♦ Surface Mount Device

For quantities greater than listed, call for quote.

MOUSER STOCK NO.	Fig.	Description	Test f (GHz)	NF/GA VCE (V)	NF/GA Ic (mA)	NF TYP (dB)	GA TYP (dB)	Insertion Power Gain VCE (V)	Insertion Power Gain Ic (mA)	Insertion Power Gain TYP (dB)	f_T TYP (GHz)	h_{FE} TYP	Ic MAX (mA)	Price Each 1	Price Each 100	Price Each 500
♦ 551-NE02133	A	NPN high freq. transistor	1.0	10	5	1.5	12.0	10	20	11.0	4.5	70	70	1.06	.95	.86
551-NE02135	B	NPN high freq. transistor	0.5	10	3	1.5	16.0	10	20	18.5	4.5	70	70	5.40	5.03	4.86
♦ 551-NE68019	C	NPN high freq. transistor	2.0	6	5	1.9	9.5	6	10	9.0	10.0	120	35	.40	.35	.32
♦ 551-NE68030	D	NPN high freq. transistor	2.0	6	5	1.7	9.5	6	10	8.5	10.0	100	35	.38	.33	.30
♦ 551-NE68033	A	NPN high freq. transistor	2.0	6	5	1.8	9.0	6	10	8.0	10.0	100	35	.40	.35	.32
♦ 551-NE68119	C	NPN high freq. transistor	1.0	8	7	1.4	14.0	8	20	14.0	7.0	120	65	.40	.35	.32
♦ 551-NE68130	D	NPN high freq. transistor	1.0	8	7	1.5	13.5	8	20	13.0	7.0	120	65	.38	.33	.30
♦ 551-NE68139	E	NPN high freq. transistor	1.0	8	7	1.2	13.5	8	20	15.0	9.0	100	65	.40	.35	.32
♦ 551-NE68519	C	NPN high freq. transistor	2.0	3	3	1.5	7.5	3	10	9.0	12.0	110	30	.44	.39	.36
♦ 551-NE68619	C	NPN high freq. transistor	2.0	1	3	1.5	8.5	1	5	9.0	12.0	100	10	.46	.41	.39
♦ 551-NE68819	C	NPN high freq. transistor	2.0	3	7	1.5	8.0	3	20	8.0	9.5	120	100	.40	.35	.32
♦ 551-NE85619	C	NPN high freq. transistor	1.0	10	7	1.4	12.5	3	7	9.0	4.5	120	100	.35	.30	.27
♦ 551-NE85630	D	NPN high freq. transistor	1.0	10	7	1.3	12.0	10	20	12.0	4.5	110	100	.33	.28	.25
♦ 551-NE85633	A	NPN high freq. transistor	1.0	10	7	1.4	9.0	10	20	11.5	7.0	120	100	.35	.30	.27
♦ 551-NE85634	F	NPN high freq. transistor	1.0	10	7	1.5	11.5	10	20	9.0	6.5	120	100	1.05	.89	.76
551-NE85635	B	NPN high freq. transistor	2.0	10	7	2.1	10.0	10	20	9.0	7.0	120	100	6.50	5.60	4.90
♦ 551-UPA800T	G	NPN high freq. transistor	1.0	2.5	1.0	1.3	11.0	3	5	7.5	8.5	120	35	.59	.54	.49

MOUSER STOCK NO.	Fig.	Description	Test f (GHz)	P1dB VCE (V)	P1dB Ic (mA)	P1dB PIN (dBm)	P1dB TYP (dBm)	MAG VCE (V)	MAG Ic (mA)	MAG TYP (dB)	f_T TYP (GHz)	h_{FE} TYP	Ic MAX (mA)	Price Each 1	Price Each 100	Price Each 500
♦ 551-NE46134	F	Medium power transistor	1.0	12.5	100	20.5	27.5	10	50	9	5.5	100	250	1.45	1.24	1.03

MOUSER STOCK NO.	Fig.	Description	Posc f (GHz)	Posc VCE (V)	Posc Ic (mA)	Posc TYP (W)	f_T TYP (GHz)	h_{FE} TYP	Ic MAX (mA)	Price Each 1	Price Each 100	Price Each 500
♦ 551-NE94433	A	Oscillator transistor	2.5	2.5	0.4	0.001	2.0	100	50	.39	.33	.28

MOUSER STOCK NO.	Fig.	Description	CCB VCB (V)	CCB TYP (pF)	f_T TYP (GHz)	Insertion Power Gain f (GHz)	Insertion Power Gain VCE (V)	Insertion Power Gain Ic (mA)	Insertion Power Gain TYP (dB)	h_{FE} TYP	Ic MAX (mA)	Price Each 1	Price Each 100	Price Each 500
♦ 551-NE73433	A	Switching transistor	10	1.0	2.0	1.0	10	10	7.0	80	50	1.17	.99	.84
551-NE73435	B	Switching transistor	10	0.55	3.0	1.0	10	10	9.3	80	50	5.09	4.77	4.61

SMALL SIGNAL GaAs FIELD EFFECT TRANSISTORS

For quantities greater than listed, call for quote.

MOUSER STOCK NO.	Fig.	Description	Gate Length (µm)	Gate Width (µm)	Recommended Frequency Range (GHz)	Test Freq. (GHz)	NF/GA Bias VDS (mA)	NF/GA Bias IDS (mA)	NFOPT (dB)	GA (dB)	Power Bias VDS (V)	Power Bias IDS (mA)	P1dB (dBm)	Price Each 1	Price Each 100	Price Each 500
♦ 551-NE25139	E	Dual-gate MESFET	1.0	400	0.1 to 6	0.9	5	10	1.1	20.0	5.0	10	12.0	1.20	1.10	1.00
♦ 551-NE325S01	H	Low noise FET	0.2	200	0.1 to 14	12	2.0	10	.45	12.5	3.0	30	12.0	6.00	5.00	4.20
♦ 551-NE33284A	I	Low noise FET	0.3	280	0.1 to 14	12	2.0	10	0.75	10.5	2.0	20	12.0	5.10	4.25	3.55
♦ 551-NE425S01	H	Low noise FET	0.2	200	0.1 to 14	12	2.0	10	0.6	12.0	3.0	30	12.0	5.40	4.45	3.75

SILICON MMIC's (Monolithic Microwave Integrated Circuits) Electrical Characteristics (TA=25°C)

For quantities greater than listed, call for quote.

MOUSER STOCK NO.	Fig.	Description	Freq. Range @ 3dB Down TYP (MHz)	VCC (V)	Icc (mA) MIN	Icc (mA) TYP	Icc (mA) MAX	NF (dB) TYP	Gain (dB) MIN	Gain (dB) TYP	Gain (dB) MAX	RLIN TYP (dB)	RLOUT TYP (dB)	P1B TYP (dBm)	ISOL TYP (dB)	Price Each 1	Price Each 100	Price Each 500
♦ 551-UPC1675G	E	Gen. purpose amp.	1900	5	12	17	22	5.5	10	12	14	12	11	+0.7	25	.90	.80	.75
♦ 551-UPC1676G	E	Low noise amplifier	1200	5	14	19	24	4.5	19	22	24	12	9	+2.7	28	1.05	.90	.85
♦ 551-UPC1678G	K	Medium power amp.	1900	5	40	49	60	6.0	21	23	25	14	4	+15.9	35	3.35	3.00	2.70
♦ 551-UPC1688G	E	Wide-band amplifier	1100	5	14	19	24	4.0	18	21	23	13	13	+0.1	27	1.05	.90	.85
♦ 551-UPC2708T	J	Wide-band amplifier	2900	5	20	26	33	6.5	13	15	18.5	11	20	+9.2	23	1.55	1.40	1.25
♦ 551-UPC2709T	J	Wide-band amplifier	2300	5	19	25	32	5.0	21	23	26.5	10	10	+8.7	31	1.40	1.30	1.15
♦ 551-UPC2710T	J	Wide-band amplifier	1000	5	16	22	29	3.5	30	33	36.5	6	12	+10.8	39	1.95	1.75	1.55
♦ 551-UPC2711T	J	Wide-band amplifier	2900	5	9	12	15	5.0	11	13	16.5	25	12	-2.6	30	1.40	1.30	1.15
♦ 551-UPC2712T	J	Wide-band amplifier	2600	5	9	12	15	4.5	18	20	23.5	12	13	-0.4	33	1.40	1.30	1.15
♦ 551-UPC2713T	J	Wide-band amplifier	1200	5	9	12	15	3.2	26	29	33	13	9	+0.3	40	1.70	1.50	1.35
♦ 551-UPC2745T	J	Wide-band amplifier	2700	3	5	7.5	10	6.0	9	12	14	11	5.5	-3.0	38	1.40	1.30	1.15
♦ 551-UPC2746T	J	Wide-band amplifier	1500	3	5	7.5	10	4.0	16	19	21	13	8.5	-3.7	45	1.55	1.40	1.25
♦ 551-UPC2747T	J	Wide-band amplifier	1800	3	3.8	5	7	3.3	9	12	14	14	10	-10.9	40	1.30	1.15	1.05
♦ 551-UPC2748T	J	Low noise amplifier	1500	3	4.5	6	8	2.8	16	19	21	11.5	8.5	-8.5	40	1.55	1.40	1.25
♦ 551-UPC2749T	J	Low noise amplifier	2900	3	4	6	8	4	13	16	18.5	10	13	-12.5	30	1.55	1.40	1.25
♦ 551-UPC2762T	J	Medium power amp.	2900	3	- - -	27	35	6.5	11.5	14.5	17.5	8.5	12	+7	25	1.80	1.65	1.45
♦ 551-UPC2763T	J	Medium power amp.	2400	3	- - -	27	35	5.5	16.5	20	22.5	12	9	+6.5	29	1.95	1.75	1.55

MOUSER STOCK NO.	Fig.	Description	RF Input Freq. Range @ 3dB Down TYP (MHz)	IF Output Freq. Range @ 3dB Down TYP (MHz)	VCC (V)	ICC TYP (mA)	Conversion Gain TYP (dB)	PSAT TYP (dBm)	Noise Figure TYP (dB)	Test Cond. (MHz) RF	Test Cond. (MHz) IF	Price Each 1	Price Each 100	Price Each 500
♦ 551-UPC2757T	J	Freq. down converter	100-2000	20-300	3.0	5.6	13	-8	13	2000	250	2.05	1.85	1.65
♦ 551-UPC2758T	J	Freq. down converter	100-2000	20-300	3.0	11	17	-4	13	2000	250	2.30	2.05	1.85

MOUSER STOCK NO.	Fig.	Description	fIN (GHz) MIN	fIN (GHz) MAX	PIN (dBm) MIN	PIN (dBm) MAX	POUT TYP (dBm)	VCC (V)	ICC (mA) MIN	ICC (mA) MAX	Divide Ratio	Price Each 1	Price Each 100	Price Each 500
♦ 551-UPB584G	K	Prescaler	0.5	2.5	-10	+5	-7	5.0	12	24	2	4.00	3.40	2.90
♦ 551-UPB587G	K	Prescaler	0.05	1.0	-18	0	-12.5	2.2 to 3.5	- - -	7.5	2 / 4 / 8	4.50	3.90	3.40

MOUSER STOCK NO.	Fig.	Description	Frequency Range (GHz)	Insertion Loss TYP (dB)	Isolation @ 1.0GHz (dB)	Isolation @ 2.0GHz (dB)	RLIN MIN (dB)	RLOUT MIN (dB)	P1dB (dBm)	Switching Speed (ns)	VCONT Control Volt. (V)	Price Each 1	Price Each 100	Price Each 500
♦ 551-UPG132G	L	L-Band SPDT Switch	0.1 - 2.5	0.6	22	22	11	11	+30	30	+3/0, +5/0	1.80	1.65	1.50

GaAs MMIC's (Monolithic Microwave Integrated Circuits) Electrical Characteristics (TA=25°C)

MOUSER STOCK NO.	Fig.	Description	Frequency Range (GHz)	Insertion Loss TYP (dB)	Isolation @ 1.0GHz (dB)	Isolation @ 2.0GHz (dB)	RLIN MIN (dB)	RLOUT MIN (dB)	P1dB (dBm)	Switching Speed (ns)	VCONT Control Volt. (V)	Price Each 1	Price Each 100	Price Each 500
♦ 551-UPG152TA	G	L-Band SPDT Switch	0.1 - 2.5	0.5	22	20	11	11	+30	30	+3/0, +5/0	1.95	1.75	1.55

NEW THIS ISSUE NEW THIS ISSUE NEW THIS ISSUE NEW THIS ISSUE NEW THIS ISSUE

Manufacturer	Prefix
AVG Semiconductor	605
Harris Semiconductor	570

TTL and CMOS IC's

7400 / 74AC / 74ACT / 74C / 74FCT / 54HC / 74HC Series

Manufacturer	Prefix
NTE	526
SGS Thomson	511

SGS-THOMSON MICROELECTRONICS — For quantities greater than listed call for quote

NTE

HARRIS SEMICONDUCTOR — For quantities greater than listed call for quote

AVG Semiconductors™ — For quantities greater than listed call for quote

♦ **Surface Mount Device**

	MOUSER NO. Mfr.	Industry No.	Description	Price Each 1-99
	7400 Series TTL			
	526 -	NTE7400	Quad 2-input NAND Gate	0.73
	526 -	NTE7401	Quad 2-input NAND Gate	0.73
	526 -	NTE7402	Quad 2-input NOR Gate	1.00
	526 -	NTE7403	Quad 2-input NAND Gate	0.69
	526 -	NTE7404	Hex Inverter / Buffer	0.90
	526 -	NTE7405	Hex Inverter	0.84
	526 -	NTE7406	Hex Inverter / Buffer	1.57
	526 -	NTE7407	Hex Buffer / Driver	1.57
	526 -	NTE7408	Quad 2-input AND Gate	1.13
	526 -	NTE7409	Quad 2-input AND Gate	0.73
	526 -	NTE7410	Triple 3-input NAND Gate	0.81
	526 -	NTE7411	Triple 3-input AND Gate	0.92
	526 -	NTE7412	Triple 3-input NAND Gate	0.89
	526 -	NTE7413	Dual 4-input Schmitt Trigger	1.50
	526 -	NTE7414	Hex Schmitt Inverter	3.69
	526 -	NTE7416	Hex Inverter / Buffer	1.45
	526 -	NTE7417	Hex Buffer / Driver	1.34
	526 -	NTE7420	Dual 4-input NAND Gate	0.77
	526 -	NTE7421	Dual 4-input AND Gate	2.23
	526 -	NTE7422	Dual 4-input NAND Gate	1.65
	526 -	NTE7423	Dual 4-input NOR Gate	0.95
	526 -	NTE7425	Dual 4-input NOR Gate	0.95
	526 -	NTE7426	Quad 2-input NAND Gate	1.03
	526 -	NTE7427	Triple 3-input NOR Gate	0.90
	526 -	NTE7428	Quad 2-input NOR Buffer	0.93
	526 -	NTE7430	8-input NAND Gate	0.76
	526 -	NTE7432	Quad 2-input OR Gate	1.00
	526 -	NTE7433	Quad 2-input NOR Gate	1.00
	526 -	NTE7437	Quad 2-input NAND Buffer	1.16
	526 -	NTE7438	Quad 2-input NAND Buffer	1.59
	526 -	NTE7439	Quad 2-input NAND Buffer	1.74
	526 -	NTE7440	Dual 4-input NAND Buffer	0.64
	526 -	NTE7441	Decoder Driver	3.96
	526 -	NTE7442	BCD to Decimal Decoder	1.82
	526 -	NTE7443	4 to 10 Dec Line Decoder	3.26
	526 -	NTE7444	4 to 10 Dec Line Decoder	3.26
	526 -	NTE7445	BCD to Decimal Decoder	3.11
	526 -	NTE7446	BCD to 7-SEG Driver	2.53
	526 -	NTE7447	BCD to 7-SEG Driver	2.59
	526 -	NTE7450	Dual 2-input AND/OR Gate	0.63
	526 -	NTE7451	Dual AND/OR Invert Gate	0.80
	526 -	NTE7453	Exp 4WD AND/OR Inverter	0.63
	526 -	NTE7454	2-3-3-2 AND/OR Input Gate	0.95
	526 -	NTE7460	Dual 4-input Expander	2.10
	526 -	NTE7470	AND Gated J-K F/F	1.01
	526 -	NTE7472	AND Gated J-K F/F	2.75
	526 -	NTE7473	Dual J-K F/F with Clear	2.00
	526 -	NTE7474	Dual D-type F/F	1.09
	526 -	NTE7475	4-bit D-type Latch	1.95
	526 -	NTE7476	Dual J-K Flip-Flop	1.82
	526 -	NTE7480	Gated Full Adder	1.58
	526 -	NTE7482	2-bit Bin Full Adder	2.70
	526 -	NTE7483	4-bit Bin Full Adder	2.76
	526 -	NTE7485	4-bit Magnitude Comp	4.19
	526 -	NTE7486	Quad Exclusive OR Gate	0.95
	526 -	NTE7489	64-bit Read/Wrt Mem	11.64
	526 -	NTE7490	Decade Counter	1.53
	526 -	NTE7491	8-bit Shift Register	2.35
	526 -	NTE7492	Div by 12 Counter	1.43
	526 -	NTE7493A	4-bit Bin Ripple Counter	1.81
	526 -	NTE7495	4-bit Shift Register	1.69
	526 -	NTE7496	5-bit Shift Register	2.15
	526 -	NTE7497	Sync 6-bit Bin Multi	7.71
	526 -	NTE74109	Dual J-K Flip-Flop	1.78
	526 -	NTE74121	Monostable Multivibrator	2.44
	526 -	NTE74123	Dual Mono Multivibrator	2.41
	526 -	NTE74145	BCD to Dec Dec/Driver	3.05
	526 -	NTE74150	1 to 16 Data Sel/Multi	4.60
	526 -	NTE74154	4 to 16 Ln Dec/Multiplexer	4.74
	526 -	NTE74155	Dual 1 of 4 Decoder	2.27
	526 -	NTE74160	Sync 4-bit Counter	3.20
	526 -	NTE74173	4-bit D-type F/F	1.92
	526 -	NTE74179	4-bit Univ Shift Register	4.68
	526 -	NTE74195	4-bit PIPO Shift Register	1.99
	74AC Series Advance CMOS			
♦	605 -	74AC00D	Quad 2-input NAND gate	0.60
♦	605 -	74AC02D	Quad 2-input NOR gate	0.60
	570 -	74AC04E	Hex inverter/buffer	0.55
♦	605 -	74AC04D	Hex inverter/buffer	0.60
♦	605 -	74AC08D	Quad 2-input AND gate	0.60
	570 -	74AC14E	Hex inverting schmitt trigger	0.64
♦	605 -	74AC14D	Hex inverting schmitt trigger	0.60
	570 -	74AC32E	Quad 2-input OR gate	0.55
♦	605 -	74AC32D	Quad 2-input OR gate	0.60
	570 -	74AC74E	Dual D-type F/F w/set-reset	0.62
♦	605 -	74AC74D	Dual D-type F/F w/set-reset	0.63

	MOUSER NO. Mfr.	Industry No.	Description	Price Each 1-99
	74AC Series Advance CMOS (cont.)			
	570 -	74AC86E	Quad 2-input excl OR gate	0.89
♦	605 -	74AC86D	Quad 2-input excl OR gate	0.60
	570 -	74AC138E	3-to-8 line decodr/demultiplx	1.00
♦	605 -	74AC138D	3-to-8 line decodr/demultiplx	0.63
	570 -	74AC139E	Dual 2-of-4 line decdr/demlt	1.00
♦	605 -	74AC139D	Dual 2-of-4 line decdr/demlt	0.63
	570 -	74AC151E	8-input multiplexer	1.00
	570 -	74AC163E	Presett sync 4-bit bin cntr	1.48
	570 -	74AC244E	Octal buffer/line driver; 3-st	1.48
♦	605 -	74AC244D	Octal buffer/line driver; 3-st	1.25
	570 -	74AC245E	Octal bus transceiver; 3-st	1.61
	570 -	74AC273E	Octal D-type flip-flop w/reset	1.46
	570 -	74AC373E	Octal transparent latch; 3-st	1.52
	570 -	74AC541E	Octal buffer/line driver; 3-st	1.54
	570 -	74AC574E	Octal D-type flip-flop	1.55
	74ACT Series Advance CMOS			
♦	605 -	74ACT00D	Quad 2-input NAND Gate	.60
♦	605 -	74ACT02D	Quad 2-input NOR Gate	.60
♦	605 -	74ACT04D	Hex Inverter / Buffer	.60
♦	605 -	74ACT08D	Quad 2-input AND Gate	.60
♦	605 -	74ACT32D	Quad 2-input OR Gate	.60
♦	605 -	74ACT125D	Octal Bus Buffer, 3-st	.60
	570 -	74ACT138E	3-to-8 line decodr/demultipl	1.00
♦	605 -	74ACT138D	3-to-8 line decodr/demultipl	.63
♦	605 -	74ACT139D	Dual 2 of 4 line decoder	.63
	570 -	74ACT153E	Dual 4-input multiplexer	1.00
	570 -	74ACT158E	Quad 2-input multiplexer	1.00
♦	605 -	74ACT161D	4-bit Async Binary Counter	.74
	570 -	74ACT174E	Hex D-type F/F with reset	1.00
	570 -	74ACT240E	Octal buffer/line driver; 3-st	1.46
♦	605 -	74ACT240D	Octal buffer/line driver; 3-st	1.25
	570 -	74ACT244E	Octal buffer/line driver; 3-st	1.46
♦	605 -	74ACT244D	Octal buffer/line driver; 3-st	1.25
	570 -	74ACT245E	Octal bus transceiver	1.61
♦	605 -	74ACT245D	Octal bus transceiver	1.25
	570 -	74ACT257E	Quad 2-input multiplexer	1.00
♦	605 -	74ACT257D	Quad 2-input multiplexer	.77
♦	605 -	74ACT258D	Quad 2-channel multiplexer	.77
	570 -	74ACT273E	Octal D-type F/F with reset	1.46
	570 -	74ACT280E	9-bit odd/even parity gen	1.04
♦	605 -	74ACT373D	Octal D-type latch	1.17
	570 -	74ACT374E	Octal D-type flip-flop	1.52
♦	605 -	74ACT374D	Octal D-type flip-flop	1.25
	570 -	74ACT541E	Octal buffer/line driver; 3-st	1.54
	570 -	74ACT574E	Octal D-type flip-flop	1.55
	74C Series			
	526 -	NTE74C00	Quad 2-input NAND Gate	1.96
	526 -	NTE74C02	Quad 2-input NOR Gate	0.88
	526 -	NTE74C04	Hex Inverter / Buffer	1.00
	526 -	NTE74C08	Quad 2-input AND Gate	1.96
	526 -	NTE74C10	Triple 3-input NAND Gate	1.96
	526 -	NTE74C14	Hex Schmitt Inverter	2.11
	526 -	NTE74C20	Dual 4-input NAND Gate	1.26
	526 -	NTE74C30	8-input NAND Gate	0.97
	526 -	NTE74C32	Quad 2-input OR Gate	0.88
	526 -	NTE74C42	BCD to Decimal Decoder	3.58
	526 -	NTE74C48	BCD-to-7 SEG Decoder	4.60
	526 -	NTE74C73	Dual J-K F/F with Clear	3.54
	526 -	NTE74C74	Dual D-type F/F	2.80
	526 -	NTE74C76	Dual J-K Flip-Flop	3.93
	526 -	NTE74C85	4-bit Magnitude Comp	4.90
	526 -	NTE74C90	Decade Counter	4.26
	526 -	NTE74C93	4-bit Bin Ripple Counter	5.29
	526 -	NTE74C95	4-bit Bin Shift Register	5.04
	526 -	NTE74C107	Dual J-K Flip-Flop	4.34
	526 -	NTE74C151	8 to 1 Line Multiplexer	6.10
	526 -	NTE74C154	4 to 16 Ln Decodr/Multiplex	9.66
	526 -	NTE74C157	Quad 2 to 1 Ln Multiplexer	5.70
	526 -	NTE74C160	4-bit Async Dec Counter	2.30
	526 -	NTE74C161	4-bit Async Bin Counter	3.13
	526 -	NTE74C164	8-bit SIPO Shift Register	4.64
	526 -	NTE74C173	Quad D-type Reg 3-Stage	2.38
	526 -	NTE74C174	Hex D F/F with Clear	3.04
	526 -	NTE74C175	Quad D F/F with Clear	3.10
	526 -	NTE74C192	Sync Up/Down Dec Counter	4.95
	526 -	NTE74C193	Sync Up/Down Bin Counter	4.88
	526 -	NTE74C221	Dual Monostable Multivibr	8.18
	526 -	NTE74C240	Octal Bus Buffer 3-Stage	8.23
	526 -	NTE74C244	Octal Bus Buffer 3-Stage	3.59
	526 -	NTE74C373	Octal D-type Latch	6.20
	526 -	NTE74C374	Octal D-type F/F	6.76
	526 -	NTE74C901	Hex Inverting Buffer	3.74
	526 -	NTE74C902	Hex Non-Inverting Buffer	3.69
	526 -	NTE74C903	Hex Inverting Buffer	1.36
	526 -	NTE74C904	Hex Non-Inverting Buffer	2.54

	MOUSER NO. Mfr.	Industry No.	Description	Price Each 1-99
	74C Series (cont.)			
	526 -	NTE74C922	16-key Encoder 3-Stage	12.45
	526 -	NTE74C923	20-key Encoder 3-Stage	11.29
	526 -	NTE74C925	4-dig Counter w/ 7 Seg Drv	14.00
	74FCT Series BICMOS			
	570 -	74FCT533E	Octal D-type Latch	2.98
	570 -	74FCT563E	Octal D-type Latch	2.98
	570 -	74FCT564E	Octal D-type F/F Inverter	2.98
	570 -	74FCT574E	Octal D-type F/F	2.98
	570 -	74FCT623E	Octal Bus Transceiver	6.04
	54HC / 74HC Series High Speed CMOS			
	570 -	CD54HC08F	Quad 2-input AND Gate	1.25
	570 -	CD54HC20F	Dual 4-input NAND Gate	1.39
	570 -	CD54HC27F	Triple 3-input NOR Gate	1.39
	570 -	CD54HC30F	8-input NAND Gate	1.71
	570 -	CD54HC139F	Dual 2 to 4 Line Decoder	2.75
	570 -	CD54HC158F	Quad 2 to 1 Line Multplx	1.54
	570 -	CD54HC161F	4-bit Async Bin Counter	2.77
	570 -	CD54HC162F	4-bit Sync Dec Counter	2.55
	570 -	CD54HC175F	Quad D F/F with Clear	2.59
	570 -	CD54HC190F	BCD Sync Up/Down Countr	2.93
	570 -	CD54HC194F	4-bit PIPO Shift Reg	2.00
	570 -	CD54HC195F	4-bit PIPO Shift Reg	2.55
	570 -	CD54HC238F	3 to 8 Line Decoder	2.84
	570 -	CD54HC240F	Octal Bus Buffer 3-Stage	4.71
	570 -	CD54HC241F	Octal Bus Buffer 3-Stage	5.78
	570 -	CD54HC242F	Quad Bus Transceiver	3.36
	570 -	CD54HC243F	Quad Bus Transceiver	4.21
	570 -	CD54HC244F	Octal Bus Buffer 3-Stage	4.66
	570 -	CD54HC251F	3-Chan Multplxr 3-Stage	1.73
	570 -	CD54HC253F	Dual 4-Chan Multiplexer	1.77
	570 -	CD54HC365F	Hex Bus Buffer Non-Invert	2.37
	570 -	CD54HC366F	Hex Bus Buffer Inverter	1.98
	570 -	CD54HC367F	Hex Bus Buffer Non-Invert	2.31
	570 -	CD54HC374F	Octal D-type F/F	6.30
	570 -	CD54HC377F	Octal D-type F/F	7.16
	570 -	CD54HC393F	Dual Binary Counter	2.64
	570 -	CD54HC533F	Octal D-type Latch	4.39
	570 -	CD54HC534F	Octal D-type F/F Inverter	9.14
	570 -	CD54HC540F	Octal Bus Buffer Inverter	5.31
	570 -	CD54HC564F	Octal D-type F/F Inverter	6.94
	570 -	CD54HC573F	Octal D-type Latch	6.30
	570 -	CD54HC643F	Octal Bus Transceiver	5.69
	570 -	CD54HC646F	Octal Bus Transceiver Rg	10.35
	570 -	CD54HC670F	4 Word x 4 Bit Reg File	6.16
	570 -	CD54HC4020F	14-Stage Binary Counter	4.11
	570 -	CD54HC4514F	4 to 16 Line Decdr/Demul	9.52
	511 -	M74HC00	Quad 2-input NAND Gate	0.39
♦	511 -	M74HC00M	Quad 2-input NAND Gate	0.39
	570 -	CD74HC00E	Quad 2-input NAND Gate	0.37
♦	570 -	CD74HC00M	Quad 2-input NAND Gate	0.38
	511 -	M74HC02	Quad 2-input NOR Gate	0.39
♦	511 -	M74HC02M	Quad 2-input NOR Gate	0.39
	570 -	CD74HC02E	Quad 2-input NOR Gate	0.37
♦	570 -	CD74HC02M	Quad 2-input NOR Gate	0.38
	511 -	M74HC03	Quad 2-input NAND Gate	0.39
♦	511 -	M74HC03M	Quad 2-input NAND Gate	0.39
	511 -	M74HC04	Hex Inverter/Buffer	0.39
♦	511 -	M74HC04M	Hex Inverter/Buffer	0.39
	570 -	CD74HC04E	Hex Inverter/Buffer	0.37
♦	570 -	CD74HC04M	Hex Inverter/Buffer	0.38
	511 -	M74HC05	Hex Inverter	0.39
	511 -	M74HC08	Quad 2-input AND Gate	0.39
♦	511 -	M74HC08M	Quad 2-input AND Gate	0.39
	570 -	CD74HC08E	Quad 2-input AND Gate	0.37
♦	570 -	CD74HC08M	Quad 2-input AND Gate	0.38
	511 -	M74HC10	Triple 3-input NAND Gate	0.39
♦	511 -	M74HC10M	Triple 3-input NAND Gate	0.39
	570 -	CD74HC10E	Triple 3-input NAND Gate	0.37
	511 -	M74HC11	Triple 3-input AND Gate	0.39
♦	511 -	M74HC11M	Triple 3-input AND Gate	0.39
	570 -	CD74HC11E	Triple 3-input AND Gate	0.37
	511 -	M74HC14	Hex Schmitt Inverter	0.46
♦	511 -	M74HC14M	Hex Schmitt Inverter	0.46
	570 -	CD74HC14E	Hex Schmitt Inverter	0.40
♦	570 -	CD74HC14M	Hex Schmitt Inverter	0.42
	511 -	M74HC20	Dual 4-input NAND Gate	0.39
♦	511 -	M74HC20M	Dual 4-input NAND Gate	0.39
	511 -	M74HC21	Dual 4-input AND Gate	0.39
♦	511 -	M74HC21M	Dual 4-input AND Gate	0.39
	570 -	CD74HC21E	Dual 4-input AND Gate	0.37
	511 -	M74HC27	Triple 3-input NOR Gate	0.39
♦	511 -	M74HC27M	Triple 3-input NOR Gate	0.39
	570 -	CD74HC27E	Triple 3-input NOR Gate	0.38
	511 -	M74HC30	8-input NAND Gate	0.39
♦	511 -	M74HC30M	8-input NAND Gate	0.39

Manufacturer	Prefix
Harris Semiconductor	570

TTL and CMOS IC's

74HC Series

Manufacturer	Prefix
SGS Thomson	511

SGS-THOMSON MICROELECTRONICS — For quantities greater than listed call for quote

HARRIS SEMICONDUCTOR — For quantities greater than listed call for quote

♦ Surface Mount Device — For quantities greater than listed call for quote

74HC Series (cont.)

	MOUSER NO. Mfr.	Industry No.	Description	Price Each 1-99
	570 -	CD74HC30E	8-input NAND Gate	0.37
	511 -	M74HC32	Quad 2-input OR Gate	0.39
♦	511 -	M74HC32M	Quad 2-input OR Gate	0.39
	570 -	CD74HC32E	Quad 2-input OR Gate	0.37
♦	570 -	CD74HC32M	Quad 2-input OR Gate	0.39
	511 -	M74HC42	BCD to DEC Decoder	0.60
♦	511 -	M74HC42M	BCD to DEC Decoder	0.60
	511 -	M74HC51	Dual AND/OR Inv Gate	0.39
	511 -	M74HC73	Dual J-K F/F with Clear	0.46
♦	511 -	M74HC73M	Dual J-K F/F with Clear	0.46
	570 -	CD74HC73E	Dual J-K F/F with Clear	0.42
	511 -	M74HC74	Dual D-type F/F	0.46
	570 -	CD74HC74E	Dual D-type F/F	0.40
♦	570 -	CD74HC74M	Dual D-type F/F	0.46
	511 -	M74HC75	4-bit D-type Latch	0.46
	511 -	M74HC76	Dual J-K Flip-Flop	0.46
	511 -	M74HC77	Quad D-type Latch	0.46
	511 -	M74HC85	4-bit Magnitude Comparator	0.60
♦	511 -	M74HC85M	4-bit Magnitude Comparator	0.60
	570 -	CD74HC85E	4-bit Magnitude Comparator	0.61
	511 -	M74HC86	Quad Exclusive OR Gate	0.46
♦	511 -	M74HC86M	Quad Exclusive OR Gate	0.46
	570 -	CD74HC86E	Quad Exclusive OR Gate	0.44
♦	570 -	CD74HC86M	Quad Exclusive OR Gate	0.51
	570 -	CD74HC93E	4-bit Binary Counter	0.62
♦	570 -	CD74HC93M	4-bit Binary Counter	0.64
	511 -	M74HC107	Dual J-K Flip-Flop	0.46
♦	511 -	M74HC107M	Dual J-K Flip-Flop	0.46
	511 -	M74HC109	Dual J-K FF w/Ps & Clr	0.46
♦	511 -	M74HC109M	Dual J-K FF w/Ps & Clr	0.46
	511 -	M74HC112	Dual J-K FF w/Ps & Clr	0.46
	511-	M74HC123	Dual Monostable Multivibratr	0.64
♦	511-	M74HC123M	Dual Monostable Multivibratr	0.69
	570 -	CD74HC123E	Dual Monostable Multivibratr	0.66
	511 -	M74HC125	Quad Bus Buffer 3 State	0.46
♦	511 -	M74HC125M	Quad Bus Buffer 3 State	0.46
	570 -	CD74HC125E	Quad Bus Buffer 3 State	0.53
	511 -	M74HC126	Quad Bus Buffer 3 State	0.46
♦	511 -	M74HC126M	Quad Bus Buffer 3 State	0.46
	570 -	CD74HC126E	Quad Bus Buffer 3 State	0.61
	511 -	M74HC132	Quad 2-input Schmitt NAND	0.46
♦	511 -	M74HC132M	Quad 2-input Schmitt NAND	0.46
	570 -	CD74HC132E	Quad 2-input Schmitt NAND	0.61
	511 -	M74HC133	13-input NAND Gate	0.39
♦	511 -	M74HC133M	13-input NAND Gate	0.39
	511 -	M74HC137	3 to 8 Line Decoder Latch	0.58
♦	511 -	M74HC137M	3 to 8 Line Decoder Latch	0.58
	570 -	CD74HC137E	3 to 8 Line Decoder Latch	0.68
	511 -	M74HC138	3 to 8 Line Decoder	0.55
♦	511 -	M74HC138M	3 to 8 Line Decoder	0.55
	570 -	CD74HC138E	3 to 8 Line Decoder	0.49
♦	570 -	CD74HC138M	3 to 8 Line Decoder	0.61
	511 -	M74HC139	Dual 2 to 4 Line Decoder	0.51
♦	511 -	M74HC139M	Dual 2 to 4 Line Decoder	0.51
	570 -	CD74HC139E	Dual 2 to 4 Line Decoder	0.49
♦	570 -	CD74HC139M	Dual 2 to 4 Line Decoder	0.57
	511 -	M74HC147	10 to 4 Line Pri Encoder	0.55
♦	511 -	M74HC147M	10 to 4 Line Pri Encoder	0.55
	570 -	CD74HC147E	10 to 4 Line Pri Encoder	0.62
	511 -	M74HC148	8 to 3 Line Pri Encoder	0.60
♦	511 -	M74HC148M	8 to 3 Line Pri Encoder	0.60
	511 -	M74HC151	8 to 1 Line Multiplexer	0.51
♦	511 -	M74HC151M	8 to 1 Line Multiplexer	0.51
	570 -	CD74HC151E	8 to 1 Line Multiplexer	0.55
	511 -	M74HC153	Dual 4 to 1 Line Multiplexer	0.55
♦	511 -	M74HC153M	Dual 4 to 1 Line Multiplexer	0.55
	511 -	M74HC154	4 to 16 Line Decoder/Multi	2.53
♦	511 -	M74HC154M	4 to 16 Line Decoder/Multi	3.06
	511 -	M74HC155	Dual 2 to 4 Line Decoder	0.55
♦	511 -	M74HC155M	Dual 2 to 4 Line Decoder	0.55
	511 -	M74HC157	Quad 2 to 1 Line Multiplexr	0.51
♦	511 -	M74HC157M	Quad 2 to 1 Line Multiplexr	0.51
	570 -	CD74HC157E	Quad 2 to 1 Line Multiplexr	0.51
	511 -	M74HC158	Quad 2 to 1 Line Multiplexr	0.51
	570 -	CD74HC158E	Quad 2 to 1 Line Multiplexr	0.53
	511 -	M74HC160	4-bit Async Dec Counter	0.60
	570 -	CD74HC160E	4-bit Async Dec Counter	0.64
	511 -	M74HC161	4-bit Async Bin Counter	0.60
♦	511 -	M74HC161M	4-bit Async Bin Counter	0.60
	511 -	M74HC162	4-bit Sync Dec Counter	0.60
	570 -	CD74HC162E	4-bit Sync Dec Counter	0.79
	511 -	M74HC163	4-bit Sync Bin Counter	0.60
♦	511 -	M74HC163M	4-bit Sync Bin Counter	0.60
	511 -	M74HC164	8-bit SIPO Shift Register	0.58
	570 -	CD74HC164E	8-bit SIPO Shift Register	0.55
♦	570 -	CD74HC164M	8-bit SIPO Shift Register	0.61
	511 -	M74HC165	8-bit PISO Shift Register	0.58

74HC Series (cont.)

	MOUSER NO. Mfr.	Industry No.	Description	Price Each 1-99
♦	511 -	M74HC165M	8-bit PISO Shift Register	0.58
	570 -	CD74HC165E	8-bit PISO Shift Register	0.55
	511 -	M74HC166	8-bit PISO Shift Register	0.60
♦	511 -	M74HC166M	8-bit PISO Shift Register	0.60
	570 -	CD74HC166E	8-bit PISO Shift Register	0.68
	511 -	M74HC173	Quad D-type Reg 3-Stage	0.60
♦	511 -	M74HC173M	Quad D-type Reg 3-Stage	0.60
	511 -	M74HC174	Hex "D" F/F with Clear	0.60
♦	511 -	M74HC174M	Hex "D" F/F with Clear	0.60
	511 -	M74HC175	Quad "D" F/F with Clear	0.60
♦	511 -	M74HC175M	Quad "D" F/F with Clear	0.60
	570 -	CD74HC181E	4-bit Arithmetic Logic Unit	3.12
	511 -	M74HC182	Lookahead Cary Gen	0.60
	511 -	M74HC190	BCD Sync Up/Down Countr	0.83
♦	511 -	M74HC190M	BCD Sync Up/Down Countr	0.83
	570 -	CD74HC190E	BCD Sync Up/Down Countr	0.62
	511 -	M74HC191	4-bit Sync Bin Up/Down	0.83
♦	511 -	M74HC191M	4-bit Sync Bin Up/Down	0.83
	570 -	CD74HC191E	4-bit Sync Bin Up/Down	0.61
	511 -	M74HC192	Sync Up/Down Dec Countr	0.71
	511 -	M74HC193	Sync Up/Down Bin Counter	0.71
♦	511 -	M74HC193M	Sync Up/Down Bin Counter	0.71
	570 -	CD74HC193E	Sync Up/Down Bin Counter	0.61
♦	570 -	CD74HC193M	Sync Up/Down Bin Counter	0.73
	511 -	M74HC194	4-bit PIPO Shift Register	0.67
	511 -	M74HC195	4-bit PIPO Shift Register	0.67
	511 -	M74HC221	Dual Monostable Multivibrtr	0.60
♦	511 -	M74HC221M	Dual Monostable Multivibrtr	0.60
	570 -	CD74HC221E	Dual Monostable Multivibrtr	0.77
	511 -	M74HC237	3 to 8 Line Decoder	0.60
	511 -	M74HC238	3 to 8 Line Decoder	0.58
♦	511 -	M74HC238M	3 to 8 Line Decoder	0.58
	511 -	M74HC240	Octal Bus Buffer 3-Stage	0.71
♦	511 -	M74HC240M	Octal Bus Buffer 3-Stage	0.71
	511 -	M74HC241	Octal Bus Buffer 3-Stage	0.71
	511 -	M74HC243	Quad Bus Transceiver	0.64
	511 -	M74HC244	Octal Bus Buffer 3-Stage	0.71
♦	511 -	M74HC244M	Octal Bus Buffer 3-Stage	0.71
	570 -	CD74HC244E	Octal Bus Buffer 3-Stage	0.70
	511 -	M74HC245	Octal Bus Transceiver	0.92
♦	511 -	M74HC245M	Octal Bus Transceiver	0.92
	570 -	CD74HC245E	Octal Bus Transceiver	0.71
♦	570 -	CD74HC245M	Octal Bus Transceiver	0.75
	511 -	M74HC251	8-Chan Multiplexer 3-Stage	0.55
♦	511 -	M74HC251M	8-Chan Multiplexer 3-Stage	0.55
	511 -	M74HC253	Dual 4-Chan Multiplexer	0.55
♦	511 -	M74HC253M	Dual 4-Chan Multiplexer	0.55
	511 -	M74HC257	Quad 2-Chan Multiplexer	0.55
♦	511 -	M74HC257M	Quad 2-Chan Multiplexer	0.55
	511 -	M74HC258	Quad 2-Chan Multiplexer	0.64
	511 -	M74HC259	8-bit Addressable Latch	0.64
♦	511 -	M74HC259M	8-bit Addressable Latch	0.64
	570 -	CD74HC259E	8-bit Addressable Latch	0.62
	511 -	M74HC273	Octal D FF with Clear	0.71
♦	511 -	M74HC273M	Octal D FF with Clear	0.71
	570 -	CD74HC273E	Octal D FF with Clear	0.64
♦	570 -	CD74HC273M	Octal FF with Clear	0.73
	511 -	M74HC279	Quad Set/Res Latch	0.58
	511 -	M74HC280	9-bit Parity Generator	0.60
	570 -	CD74HC280E	9-bit Parity Generator	0.66
	511 -	M74HC283	4-bit Bin Full Adder	0.64
♦	511 -	M74HC283M	4-bit Bin Full Adder	0.64
	570 -	CD74HC283E	4-bit Bin Full Adder	0.75
	511 -	M74HC298	Quad 2-Ch Multplx Reg	0.55
	511 -	M74HC299	8-bit FIFO Shift Register	1.10
♦	511 -	M74HC299M	8-bit FIFO Shift Register	1.10
	570 -	CD74HC299E	8-bit FIFO Shift Register	0.98
	511 -	M74HC323	8-bit PIPO Shift Register	1.15
	511 -	M74HC353	Dual 4-Input Multiplexer	0.58
	511 -	M74HC356	8-Ch Multiplexer/Reg 3-Stg	0.71
	511 -	M74HC365	Hex Bus Buffer Non-Invertr	0.51
♦	511 -	M74HC365M	Hex Bus Buffer Non-Invertr	0.51
	570 -	CD74HC365E	Hex Bus Buffer Non-Invertr	0.71
	511 -	M74HC366	Hex Bus Buffer Inverter	0.51
	570 -	CD74HC366E	Hex Bus Buffer Inverter	0.73
	511 -	M74HC367	Hex Bus Buffer Non-Invertr	0.51
♦	511 -	M74HC367M	Hex Bus Buffer Non-Invertr	0.51
	511 -	M74HC368	Hex Bus Buffer Inverter	0.51
♦	511 -	M74HC368M	Hex Bus Buffer Inverter	0.51
	511 -	M74HC373	Octal D-type Latch	0.71
♦	511 -	M74HC373M	Octal D-type Latch	0.71
	570 -	CD74HC373E	Octal D-type Latch	0.73
♦	570 -	CD74HC373M	Octal D-type Latch	0.80
	511 -	M74HC374	Octal D-type F/F	0.71
♦	511 -	M74HC374M	Octal D-type F/F	0.71
	570 -	CD74HC374E	Octal D-type F/F	0.68
♦	570 -	CD74HC374M	Octal D-type F/F	0.80

74HC Series (cont.)

	MOUSER NO. Mfr.	Industry No.	Description	Price Each 1-99
	511 -	M74HC377	Octal D-type F/F	0.67
♦	511 -	M74HC377M	Octal D-type F/F	0.67
	570 -	CD74HC377E	Octal D-type F/F	0.79
	511 -	M74HC386	Quad Exclusive OR Gate	0.46
	511 -	M74HC390	Dual Decade Counter	0.67
♦	511 -	M74HC390M	Dual Decade Counter	0.67
	570 -	CD74HC390E	Dual Decade Counter	0.68
	511 -	M74HC393	Dual Binary Counter	0.67
♦	511 -	M74HC393M	Dual Binary Counter	0.67
	570 -	CD74HC393E	Dual Binary Counter	0.62
♦	570 -	CD74HC393M	Dual Binary Counter	0.73
	511-	M74HC423	Dual Monostable with Clear	0.60
	570 -	CD74HC423E	Dual Monostable with Clear	0.62
	511 -	M74HC533	Octal D-type Latch	0.71
	511 -	M74HC534	Octal D-type F/F Inverter	0.71
	570 -	CD74HC534E	Octal D-type F/F Inverter	0.89
	511 -	M74HC540	Octal Bus Buffer Inverter	0.81
♦	511 -	M74HC540M	Octal Bus Buffer Inverter	0.81
	570 -	CD74HC540E	Octal Bus Buffer Inverter	0.79
	511 -	M74HC541	Octal Bus Buffer	0.81
♦	511 -	M74HC541M	Octal Bus Buffer	0.81
	570 -	CD74HC541E	Octal Bus Buffer	0.82
♦	570 -	CD74HC541M	Octal Bus Buffer	0.84
	511 -	M74HC563	Octal D-type Latch	0.81
	570 -	CD74HC563E	Octal D-type Latch	0.80
	511 -	M74HC564	Octal D-type F/F Inverter	0.81
	570 -	CD74HC564E	Octal D-type F/F Inverter	0.95
	511 -	M74HC573	Octal D-type Latch	0.81
♦	511 -	M74HC573M	Octal D-type Latch	0.81
	570 -	CD74HC573E	Octal D-type Latch	0.77
♦	570 -	CD74HC573M	Octal D-type Latch	0.93
	511 -	M74HC574	Octal D-type F/F	0.81
♦	511 -	M74HC574M	Octal D-type F/F	0.81
	570 -	CD74HC574E	Octal D-type F/F	0.84
	511 -	M74HC590	8-bit Bin Counter Reg	0.99
♦	511 -	M74HC590M	8-bit Bin Counter Reg	0.99
	511 -	M74HC595	8-bit Shift Reg Latch	0.94
♦	511 -	M74HC595M	8-bit Shift Reg Latch	0.94
	511 -	M74HC597	8-bit Shift Reg Latch	0.94
♦	511 -	M74HC597M	8-bit Shift Reg Latch	0.94
	570 -	CD74HC597E	8-bit Shift Reg Latch	0.70
	511 -	M74HC620	Octal Bus Transceiver	0.97
	511 -	M74HC623	Octal Bus Transceiver	0.97
	511 -	M74HC640	Octal Bus Transceiver	1.01
	511 -	M74HC643	Octal Bus Transceiver	1.01
	511 -	M74HC670	4 Word x 4 Bit Reg File	0.97
	511 -	M74HC688	8-bit Equality Comparator	0.94
♦	511 -	M74HC688M	8-bit Equality Comparator	0.94
	570 -	CD74HC688E	8-bit Equality Comparator	0.82
♦	570 -	CD74HC688M	8-bit Equality Comparator	0.98
	511 -	M74HC690	Decade Counter	1.29
	511 -	M74HC692	Decade Counter 3-Stage	1.29
	511 -	M74HC693	4-bit Binary Cntr 3-Stage	1.29
	511 -	M74HC696	Up/Down Decad Cntr Reg	1.29
	511 -	M74HC697	Up/Down 4-bit Bin Cntr Reg	1.22
	511 -	M74HC698	Up/Down Dec Countr 3-St	1.29
	511 -	M74HC699	4-bit Binary Counter 3-St	1.22
	511 -	M74HC4002	Dual 4-input NOR Gate	0.39
♦	511 -	M74HC4002M	Dual 4-input NOR Gate	0.39
	570 -	CD74HC4002E	Dual 4-input NOR Gate	0.37
	570 -	CD74HC4015E	Dual 4-bit SIPO Shift	0.80
	511 -	M74HC4016	Quad Bilateral Switch	0.51
♦	511 -	M74HC4016M	Quad Bilateral Switch	0.51
	570 -	CD74HC4016E	Quad Bilateral Switch	0.64
	511 -	M74HC4017	Decade Counter/Divide	0.69
♦	511 -	M74HC4017M	Decade Counter/Divide	0.69
	570 -	CD74HC4017E	Decade Counter/Divide	0.71
	511 -	M74HC4020	14-Stage Binary Counter	0.81
♦	511 -	M74HC4020M	14-Stage Binary Counter	0.81
	570 -	CD74HC4020E	14-Stage Binary Counter	0.66
	511 -	M74HC4024	7-Stage Binary Counter	0.60
♦	511 -	M74HC4024M	7-Stage Binary Counter	0.60
	570 -	CD74HC4024E	7-Stage Binary Counter	0.55
	511 -	M74HC4028	BCD-to-Decimal Dec	0.60
	511 -	M74HC4040	12-Stage Binary Counter	0.78
♦	511 -	M74HC4040M	12-Stage Binary Counter	0.78
	570 -	CD74HC4040E	12-Stage Binary Counter	0.62
♦	570 -	CD74HC4040M	12-Stage Binary Counter	0.75
	570 -	CD74HC4046AE	Phased-lock Loop w/VCO	1.73
	511 -	M74HC4049	Hex Buffer Inverter	0.51
♦	511 -	M74HC4049M	Hex Buffer Inverter	0.51
	511 -	M74HC4050	Hex Buffer Non-Inverter	0.51
♦	511 -	M74HC4050M	Hex Buffer Non-Inverter	0.51
	570 -	CD74HC4050E	Hex Buffer Non-Inverter	0.61
	511 -	M74HC4051	Ana Multiplex/Demultiplex	0.97
♦	511 -	M74HC4051M	Ana Multiplex/Demultiplex	0.97
	570 -	CD74HC4051E	Ana Multiplex/Demultiplex	0.75

Manufacturer	Prefix
AVG Semiconductor	605
Harris Semiconductor	570

TTL and CMOS IC's

74HC / 74HCT / 74ALS / 74LS Series

Manufacturer	Prefix
NTE	526
SGS Thomson	511

SGS-THOMSON MICROELECTRONICS — For quantities greater than listed call for quote

NTE

HARRIS SEMICONDUCTOR — For quantities greater than listed call for quote

AVG Semiconductors™ — For quantities greater than listed call for quote

♦ Surface Mount Device

MOUSER NO. Mfr.	Industry No.	Description	Price Each 1-99
74HC Series (cont.)			
511 -	M74HC4052	Dual 4-Channel Ana Mult	0.97
♦ 511 -	M74HC4052M	Dual 4-Channel Ana Mult	0.97
570 -	CD74HC4052E	Dual 4-Channel Ana Mult	0.77
511 -	M74HC4053	Triple 2-Ch Ana Mult/Deml	0.97
♦ 511 -	M74HC4053M	Triple 2-Ch Ana Mult/Deml	0.97
570 -	CD74HC4053E	Triple 2-Ch Ana Mult/Deml	0.75
570 -	CD74HC4059E	Prog divide by "N" Counter	2.09
511 -	M74HC4060	14-Stage Bin Counter/Osc	0.74
♦ 511 -	M74HC4060M	14-Stage Bin Counter/Osc	0.74
570 -	CD74HC4060E	14-Stage Bin Counter/Osc	0.75
511 -	M74HC4066	Quad Bilateral Switch	0.51
♦ 511 -	M74HC4066M	Quad Bilateral Switch	0.51
570 -	CD74HC4066E	Quad Bilateral Switch	0.61
511 -	M74HC4072	Dual 4-input OR Gate	0.39
511 -	M74HC4075	Triple 3-input OR Gate	0.39
♦ 511 -	M74HC4075M	Triple 3-input OR Gate	0.39
511 -	M74HC4078	8-input NOR Gate	0.39
511 -	M74HC4094	8-bit SIPO Shift 3-Stage	0.81
♦ 511 -	M74HC4094M	8-bit SIPO Shift 3-Stage	0.81
570 -	CD74HC4094E	8-bit SIPO Shift 3-Stage	0.70
511 -	M74HC4316	Quad Analog Switch	0.55
♦ 511 -	M74HC4316M	Quad Analog Switch	0.55
570 -	CD74HC4316E	Quad Analog Switch	0.71
570 -	CD74HC4351E	Single 8-Ch Ana Mult/Demul	0.94
570 -	CD74HC4352E	Dual 4-Ch Ana Multiplexer	0.93
511 -	M74HC4511	BCD-to-7 SEG Latch/Dec	0.74
570 -	CD74HC4511E	BCD-to-7 SEG Latch/Dec	0.71
511 -	M74HC4514	4 to 16 Line Decodr/Demul	2.53
570 -	CD74HC4514E	4 to 16 Line Decodr/Demul	1.98
511 -	M74HC4515	4 to 16 Line Decoder w/In	2.53
570 -	CD74HC4515E	4 to 16 Line Decoder w/In	1.96
570 -	CD74HC4516E	4-bit Bin Up/Down Counter	0.77
511 -	M74HC4518	Dual Sync BCD Counter	0.71
511 -	M74HC4520	Dual 4-bit Bin Counter	0.71
♦ 511 -	M74HC4520M	Dual 4-bit Bin Counter	0.71
570 -	CD74HC4520E	Dual 4-bit Bin Counter	0.73
511 -	M74HC4538	Dual Monostable Multi	0.74
♦ 511 -	M74HC4538M	Dual Monostable Multi	0.74
570 -	CD74HC4538E	Dual Monostable Multi	0.82
511 -	M74HC4543	BCD to 7-SEG Latch Dr	0.81
511 -	M74HC7266	Quad 2-in Exclusive NOR	0.51
♦ 511 -	M74HC7266M	Quad 2-in Exclusive NOR	0.51
570 -	CD74HC7266E	Quad 2-in Exclusive NOR	0.62
570 -	CD74HC40103E	8-bit Bin Down Counter	0.87
570 -	CD74HC40104E	4-bit Bidir Uni Shift	1.27
570 -	CD74HC40105E	4-bit x 16 FIFO Register	1.05
511 -	M74HCU04	Hex Inverter Single Stage	0.39
♦ 511 -	M74HCU04M	Hex Inverter Single Stage	0.39
570 -	CD74HCU04E	Hex Inverter Single Stage	0.37
570 -	CD74HC22106E	8x8x1 Crosspoint Switch	5.93
74HCT Series High Speed CMOS			
511 -	M74HCT00	Quad 2-input NAND Gate	0.39
♦ 511 -	M74HCT00M	Quad 2-input NAND Gate	0.39
570 -	CD74HCT00E	Quad 2-input NAND Gate	0.37
♦ 570 -	CD74HCT00M	Quad 2-input NAND Gate	0.38
511 -	M74HCT02	Quad 2-input NOR Gate	0.39
♦ 511 -	M74HCT02M	Quad 2-input NOR Gate	0.39
570 -	CD74HCT02E	Quad 2-input NOR Gate	0.37
511 -	M74HCT04	Hex Inverter/Buffer	0.39
♦ 511 -	M74HCT04M	Hex Inverter/Buffer	0.39
570 -	CD74HCT04E	Hex Inverter/Buffer	0.37
511 -	M74HCT08	Quad 2-input AND Gate	0.39
♦ 511 -	M74HCT08M	Quad 2-input AND Gate	0.39
570 -	CD74HCT08E	Quad 2-input AND Gate	0.37
511 -	M74HCT10	Triple 3-input NAND Gate	0.39
♦ 511 -	M74HCT10M	Triple 3-input NAND Gate	0.39
570 -	CD74HCT10E	Triple 3-input NAND Gate	0.37
570 -	CD74HCT11E	Triple 3-input AND Gate	0.37
511 -	M74HCT14	Hex Schmitt Inverter	0.46
♦ 511 -	M74HCT14M	Hex Schmitt Inverter	0.46
570 -	CD74HCT21E	Dual 4-input AND Gate	0.40
511 -	M74HCT27	Triple 3-input NOR Gate	0.39
511 -	M74HCT30	8-input NAND Gate	0.39
♦ 511 -	M74HCT30M	8-input NAND Gate	0.39
570 -	CD74HCT30E	8-input NAND Gate	0.37
511 -	M74HCT32	Quad 2-input OR Gate	0.39
♦ 511 -	M74HCT32M	Quad 2-input OR Gate	0.39
570 -	CD74HCT32E	Quad 2-input OR Gate	0.37
570 -	CD74HCT74E	Dual D-type F/F	0.40
511 -	M74HCT74	Dual D-type F/F	0.51
♦ 511 -	M74HCT74M	Dual D-type F/F	0.51
♦ 570 -	CD74HCT74M	Dual D-type F/F	0.46
570 -	CD74HCT85E	4-bit Magnitude Comparator	0.68
511 -	M74HCT86	Quad Exclusive OR Gate	0.46
♦ 511 -	M74HCT86M	Quad Exclusive OR Gate	0.46
570 -	CD74HCT86E	Quad Exclusive OR Gate	0.42

MOUSER NO. Mfr.	Industry No.	Description	Price Each 1-99
74HCT Series High Speed CMOS (cont.)			
♦ 570 -	CD74HCT86M	Quad Exclusive OR Gate	0.47
570 -	CD74HCT123E	Dual Retrig Monostb Multvi	0.64
511 -	M74HCT125	Quad 3-State Buffer	0.46
♦ 511 -	M74HCT125M	Quad 3-State Buffer	0.46
570 -	CD74HCT125E	Quad 3-State Buffer	0.55
570 -	CD74HCT132E	Quad 2-input NAND Sch Tr	0.55
511 -	M74HCT137	3-to-8 Ln Decodr/Multiplxr	0.58
570 -	CD74HCT137E	3-to-8 Ln Decodr/Multiplxr	0.68
511 -	M74HCT138	3 to 8 Line Decoder	0.55
♦ 511 -	M74HCT138M	3 to 8 Line Decoder	0.55
570 -	CD74HCT138E	3 to 8 Line Decoder	0.47
570 -	CD74HCT139E	Dual 2-to-4 Line Decoder	0.57
570 -	CD74HCT151E	8-input Multiplexer	0.55
570 -	CD74HCT154E	4 to 16 Line Decod/Multp	1.73
511 -	M74HCT157	Quad 2-to-1 Line Multiplexr	0.60
♦ 511 -	M74HCT157M	Quad 2-to-1 Line Multiplexr	0.60
511 -	M74HCT158	Quad 2-to-1 Line Multiplexr	0.60
570 -	CD74HCT158E	Quad 2-to-1 Line Multiplexr	0.57
570 -	CD74HCT161E	4-bit Async Binary Counter	0.59
570 -	CD74HCT163E	4-bit Sync Bin Counter	0.62
511 -	M74HCT164	8-bit SIPO Shift Register	0.58
570 -	CD74HCT164E	8-bit SIPO Shift Register	0.56
570 -	CD74HCT165E	8-bit PISO Shift Reg	0.57
511 -	M74HCT174	Hex "D" F/F with Clear	0.60
570 -	CD74HCT175E	Quad D-type F/F with Clr	0.53
570 -	CD74HCT182E	Lock-ahead Carry Generatr	0.91
570 -	CD74HCT191E	4-bit Sync Bin Up/Down	0.80
♦ 570 -	CD74HCT191M	4-bit Sync Bin Up/Down	0.71
570 -	CD74HCT193E	Sync Up/Down Bin Counter	0.62
570 -	CD74HCT221E	Dual Monostable Multiplexr	0.77
511 -	M74HCT240	Quad Bus Transceiver	0.78
511 -	M74HCT241	Quad Bus Transceiver	0.78
♦ 511 -	M74HCT241M	Quad Bus Transceiver	0.78
511 -	M74HCT244	Octal Bus Buffer 3-Stage	0.78
♦ 511 -	M74HCT244M	Octal Bus Buffer 3-Stage	0.78
570 -	CD74HCT244E	Octal Bus Buffer 3-Stage	0.70
♦ 570 -	CD74HCT244M	Octal Bus Buffer 3-Stage	0.75
511 -	M74HCT245	Octal Bus Transceiver	0.92
♦ 511 -	M74HCT245M	Octal Bus Transceiver	0.92
570 -	CD74HCT245E	Octal Bus Transceiver	0.73
570 -	CD74HCT251E	8-Channel Multiplexer	0.59
511 -	M74HCT257	Quad 2-Chan Multiplexer	0.58
♦ 511 -	M74HCT257M	Quad 2-Chan Multiplexer	0.58
570 -	CD74HCT257E	Quad 2-Chan Multiplexer	0.55
570 -	CD74HCT259E	8-bit Addressable Latch	0.62
511 -	M74HCT273	Octal D F/F with Clear	0.76
♦ 511 -	M74HCT273M	Octal D F/F with Clear	0.76
570 -	CD74HCT273E	Octal D F/F with Clear	0.66
570 -	CD74HCT280E	9-bit Odd/Even Parity Gen	0.68
570 -	CD74HCT283E	4-bit Binary Full Adder	0.71
570 -	CD74HCT299E	8-bit FIFO Shift Reg	1.00
570 -	CD74HCT356E	8-Ch Multiplexer/Register	0.84
570 -	CD74HCT367E	Hex Bus Buffer, Non-Inv	0.68
511 -	M74HCT373	Octal D-type Latch	0.78
♦ 511 -	M74HCT373M	Octal D-type Latch	0.78
570 -	CD74HCT373E	Octal D-type Latch	0.70
511 -	M74HCT374	Octal D-type F/F	0.78
♦ 511 -	M74HCT374M	Octal D-type F/F	0.78
570 -	CD74HCT374E	Octal D-type F/F	0.68
570 -	CD74HCT377E	Octal D-type F/F	0.79
570 -	CD74HCT393E	Dual Binary Counter	0.62
570 -	CD74HCT423E	Dual Monostable Multivibrat	0.70
570 -	CD74HCT533E	Octal D-type Latch	1.16
511 -	M74HCT534	Octal D-type F/F, Inverting	0.71
570 -	CD74HCT534E	Octal D-type F/F, Inverting	0.87
511 -	M74HCT540	Octal Bus Buffer, Inverting	0.81
570 -	CD74HCT540E	Octal Bus Buffer, Inverting	0.77
511 -	M74HCT541	Octal Bus Buffer	0.81
♦ 511 -	M74HCT541M	Octal Bus Buffer	0.81
570 -	CD74HCT541E	Octal Bus Buffer	0.77
511 -	M74HCT573	Octal D-type Latch	0.81
♦ 511 -	M74HCT573M	Octal D-type Latch	0.81
570 -	CD74HCT573E	Octal D-type Latch	0.79
♦ 570 -	CD74HCT573M	Octal D-type Latch	0.79
511 -	M74HCT574	Octal D-type F/F	0.81
♦ 511 -	M74HCT574M	Octal D-type F/F	0.81
570 -	CD74HCT574E	Octal D-type F/F	0.77
♦ 570 -	CD74HCT574M	Octal D-type F/F	0.98
570 -	CD74HCT597E	8-bit Latch/Shift Reg	0.84
511 -	M74HCT640	Octal Bus Transceiver	1.06
570 -	CD74HCT640E	Octal Bus Transceiver	1.00
511 -	M74HCT646	Octal Bus Transceiver	2.85
570 -	CD74HCT648E	Octal Bus Transceiver	4.09
570 -	CD74HCT670E	4 Word x 4-bit Register	0.87
511 -	M74HCT688	8-bit Equality Comp	0.94
570 -	CD74HCT688E	8-bit Equality Comp	0.91
570 -	CD74HCT4002E	Dual 4-Input NOR Gate	0.31

MOUSER NO. Mfr.	Industry No.	Description	Price Each 1-99
74HCT Series High Speed CMOS (cont.)			
570 -	CD74HCT4015E	Dual 4-bit SIPO Shift	0.89
570 -	CD74HCT4020E	14-Stage Binary counter	0.64
570 -	CD74HCT4040E	12-Stage Binary Counter	0.68
570 -	CD74HCT4051E	Ana Multiplex/Demultiplex	0.75
570 -	CD74HCT4060E	14-Stage Binary Countr/Osc	0.80
570 -	CD74HCT4066E	Quad Bilateral Switch	0.61
570 -	CD74HCT4075E	Triple 3-input OR Gate	0.46
570 -	CD74HCT4316E	Quad Analog Switch	0.77
570 -	CD74HCT4351E	Analog Multiplexer	1.36
570 -	CD74HCT4352E	Dual 4-Ch Ana Multiplexer	0.93
570 -	CD74HCT4353E	Analog Multiplexer	0.80
570 -	CD74HCT4510E	4-bit BCD Up/Down Countr	0.96
570 -	CD74HCT4515E	4 to 16 Line Decodr with/In	2.00
570 -	CD74HCT4516E	Preset 4-bit Up/Down Cntr	1.02
570 -	CD74HCT4520E	Dual Binary Up Counter	0.79
570 -	CD74HCT4538E	Dual Monostable Multivibrat	0.84
511 -	M74HCT7007	Hex Buffer	0.46
♦ 511 -	M74HCT7007M	Hex Buffer	0.46
511 -	M74HCT7259	8-bit Addressable Latch	2.85
♦ 511 -	M74HCT7259M	8-bit Addressable Latch	2.85
570 -	CD74HCT40102E	8-bit Sync BCD Down Cntr	0.91
570 -	CD74HCT40103E	Preset 8-bit Binary Dn Cntr	1.00
570 -	CD74HCT40105E	4-bit x 16 FIFO Buff Reg	1.04
74ALS Series Advanced Low Power Schottky			
605 -	74ALS00AN	Quad 2-Input NAND Gate	0.40
605 -	74ALS02N	Quad 2-Input NOR Gate	0.40
605 -	74ALS04BN	Hex Inverter/Buffer	0.40
605 -	74ALS05AN	Hex Inverter	0.40
605 -	74ALS08N	Quad 2-Input AND Gate	0.40
605 -	74ALS32N	Quad 2-Input OR Gate	0.40
605 -	74ALS109AN	Dual J-K Flip-Flop	0.43
605 -	74ALS125N	Octal Bus Buffer, 3-State	0.40
605 -	74ALS138N	3 to 8 Line Decoder	0.46
605 -	74ALS161BN	4-Bit Async Binary Counter	0.51
605 -	74ALS163BN	4-Bit Sync Binary Counter	0.51
605 -	74ALS174N	Hex "D" Flip-Flop w/Clear	0.51
605 -	74ALS175N	Quad "D" Type Flip-Flop	0.51
605 -	74ALS240AN	Octal Bus Buffer, 3-State	0.74
605 -	74ALS241AN	Octal Bus Buffer, 3-State	0.74
♦ 605 -	74ALS244AD	Octal Bus Buffer, 3-State	0.80
605 -	74ALS244AN	Octal Bus Buffer, 3-State	0.74
605 -	74ALS245AN	Octal Bus Transceiver	0.74
605 -	74ALS257N	Quad 2-Chan Multiplexer	0.51
605 -	74ALS374N	Octal "D" Type Flip-Flop	0.74
605 -	74ALS573BN	Octal "D" Type Latch	0.74
605 -	74ALS574AN	Octal "D" Type Flip-Flop	0.74
605 -	74ALS1000AN	Quad 2-Input NAND Buffer	0.40
74LS Series Low Power Schottky			
605 -	74LS00N	Quad 2-input NAND Gate	0.34
605 -	74LS02N	Quad 2-input NOR Gate	0.34
511 -	74LS03A	Quad 2-input NAND Gate	0.41
605 -	74LS03N	Quad 2-input NAND Gate	0.34
605 -	74LS04N	Hex Inverter/Buffer	0.34
♦ 511 -	74LS05M	Hex Inverter	0.35
605 -	74LS05N	Hex Inverter	0.34
♦ 511 -	74LS08M	Quad 2-input AND Gate	0.35
605 -	74LS08N	Quad 2-input AND Gate	0.34
605 -	74LS10N	Triple 3-input NAND Gate	0.34
511 -	74LS11	Triple 3-input AND Gate	0.35
♦ 511 -	74LS11M	Triple 3-input AND Gate	0.35
605 -	74LS11N	Triple 3-input AND Gate	0.34
511 -	74LS12	Triple 3-input NAND Gate	0.35
605 -	74LS14N	Hex Schmitt Trigger	0.34
♦ 511 -	74LS14M	Hex Schmitt Trigger	0.41
511 -	74LS15	Triple 3-input AND Gate	0.35
605 -	74LS20N	Dual 4-input NAND Gate	0.34
511 -	74LS22	Dual 4-input NAND Gate	0.35
605 -	74LS27N	Triple 3-input NOR Gate	0.34
605 -	74LS30N	8-input NAND Gate	0.34
♦ 511 -	74LS32M	Quad 2-input OR Gate	0.35
605 -	74LS32N	Quad 2-input OR Gate	0.34
511 -	74LS40	Dual 4-input NAND Buffer	0.35
511 -	74LS51	Dual AND/OR Invert Gate	0.35
605 -	74LS51	Dual AND/OR Invert Gate	0.34
526 -	NTE74LS55	AND/OR Invrt Gate	0.92
605 -	74LS74AN	Dual D-type Flip-Flop	0.40
526 -	NTE74LS76A	Dual J-K Flip-Flop	0.99
605 -	74LS85N	4-bit Magnitude Comparator	0.40
♦ 511 -	74LS86M	Quad Exclusive OR Gate	0.42
605 -	74LS86N	Quad Exclusive OR Gate	0.34
605 -	74LS90N	4-bit Decade Counter	0.40
605 -	74LS109AN	Dual J-K Flip-Flop	0.40
605 -	74LS112AN	Dual J-K Flip-Flop	0.40
605 -	74LS123N	Dual Mono Multivibrator	0.34
♦ 511 -	74LS125AM	Quad Bus Buffer 3-State	0.41

Manufacturer	Prefix
AVG Semiconductor	605
Harris Semiconductor	570

CMOS IC's

74LS / 74S / 4000 Series

Manufacturer	Prefix
NTE	526
SGS Thomson	511

SGS-THOMSON MICROELECTRONICS — NTE — HARRIS SEMICONDUCTOR — AVG Semiconductors™

♦ Surface Mount Device

For quantities greater than listed call for quote

74LS Series Low Power Schottky (cont.)

	MOUSER NO. Mfr.	Industry No.	Description	Price Each 1-99
♦	605 -	74LS125AD	Quad Bus Buffer 3-State	0.43
	605 -	74LS125AN	Quad Bus Buffer 3-State	0.34
♦	511 -	74LS132M	Quad 2-input Schmt NAND	0.41
	605 -	74LS138N	3 to 8 Line Decoder	0.40
	605 -	74LS139N	Dual 2 to 4 Line Decoder	0.40
	605 -	74LS151N	8 to 1 Line Multiplexer	0.40
	511 -	74LS152	8 to 1 Line Multiplexer	0.51
	511 -	74LS153	Dual 4 to 1 Line Multiplexer	0.51
	605 -	74LS153N	Dual 4 to 1 Line Multiplexer	0.40
	605 -	74LS155N	Dual 1 to 4 Decoder/Multplx	0.40
♦	511 -	74LS157M	Quad 2 to 1 Line Multiplex	0.51
	605 -	74LS157N	Quad 2 to 1 Line Multiplex	0.40
	605 -	74LS161AN	4-bit Async Binary Counter	0.43
	605 -	74LS163AN	4-bit Sync Binary Counter	0.43
	605 -	74LS164N	8-bit SIPO Shift Register	0.43
♦	511 -	74LS166M	8-bit PISO Shift Register	0.55
	511 -	74LS169	Sync Mod 16 Bin Counter	0.60
	605 -	74LS174N	Hex "D" F/F W/Clear	0.43
	605 -	74LS175N	Quad D-type F/F W/Clear	0.40
	511 -	74LS191	4-bit Sync Bin Up/Down	0.60
	605 -	74LS191N	4-bit Sync Bin Up/Down	0.43
	526 -	NTE74LS192	Sync Up/Down Dec Countr	2.63
	511 -	74LS195A	4-bit PIPO Shift Register	0.55
	511 -	74LS197	4-bit Binary Counter	0.55
	605 -	74LS240N	Octal Bus Buffer 3-Stage	0.54
	605 -	74LS241N	Octal Bus Buffer 3-Stage	0.54
	605 -	74LS243N	Octal Bus Transceiver	0.43
♦	605 -	74LS244D	Octal Bus Buffer 3-Stage	0.60
	605 -	74LS244N	Octal Bus Buffer 3-Stage	0.54
♦	511 -	74LS245M	Octal Bus Transceiver	0.81
♦	605 -	74LS245D	Octal Bus Transceiver	0.60
	605 -	74LS245N	Octal Bus Transceiver	0.54
	511 -	74LS251	8-Chan Multiplexer 3-Stage	0.53
	605 -	74LS251N	8-Chan Multiplexer 3-Stage	0.43
	605 -	74LS253N	Dual 4-Chan Multiplexer	0.43
	605 -	74LS257BN	Quad 2-Chan Multiplexer	0.43
	605 -	74LS258BN	Quad 2-Chan Multiplexer	0.43
	605 -	74LS259N	8-bit Addressable Latch	0.43
	511 -	74LS260	Dual 5-input NOR Gate	0.35
	605 -	74LS273N	Octal D-type F/F W/Clear	0.54
	511 -	74LS279	Quad Set/Reset Latch	0.55
	511 -	74LS280	9-bit Parity Generator	0.55
	511 -	74LS283	4-bit Bin Full Adder	0.55
	511 -	74LS352	Dual 4 to 1 Line Multiplex	0.55
	511 -	74LS353	Dual 4 to 1 Line Multiplex	0.55
	511 -	74LS365A	Hex Bus Buffer Non-Invertr	0.41
♦	511 -	74LS367AM	Hex Bus Buffer Non-Invertr	0.41
	605 -	74LS373N	Octal D-type Latch	0.54
♦	511 -	74LS374M	Octal D-type F/F	0.69
	605 -	74LS374N	Octal D-type F/F	0.54
♦	511 -	74LS377M	Octal D-type F/F	0.74
	605 -	74LS377N	Octal D-type F/F	0.54
	511 -	74LS379	Quad Set/Reset Latch	0.55
♦	511 -	74LS393M	Dual Binary Counter	0.53
	605 -	74LS393N	Dual Binary Counter	0.43
	511 -	74LS395	4-bit Shift Reg 3-Stage	0.55
	511 -	74LS490	Dual BCD Dec Counter	0.58
	605 -	74LS573N	Octal D-type Latch	0.54
	605 -	74LS574N	Ocatl D-type Flip Flop	0.54

74S Series Schottky TTL

	MOUSER NO. Mfr.	Industry No.	Description	Price Each 1-99
	526 -	NTE74S00	Quad 2-input NAND Gate	0.97
	526 -	NTE74S02	Quad 2-input NOR Gate	1.35
	526 -	NTE74S03	Quad 2-input NAND Gate	0.97
	526 -	NTE74S04	Hex Inverter/Buffer	1.21
	526 -	NTE74S05	Hex Inverter	1.21
	526 -	NTE74S08	Quad 2-input AND Gate	1.13
	526 -	NTE74S09	Quad 2-input AND Gate	1.13
	526 -	NTE74S10	Triple 3-input NAND Gate	1.01
	526 -	NTE74S11	Triple 3-input AND Gate	1.26
	526 -	NTE74S15	Triple 3-input AND Gate	1.01
	526 -	NTE74S20	Dual 4-input NAND Gate	1.01
	526 -	NTE74S22	Dual 4-input NAND Gate	1.24
	526 -	NTE74S30	8-input NAND Gate	1.19
	526 -	NTE74S40	Dual 4-input NAND Buffer	1.10
	526 -	NTE74S51	Dual AND/OR Invert Gate	1.10
	526 -	NTE74S64	4-2-3-2 AND/OR Inverter	1.10
	526 -	NTE74S65	4-2-3-2 AND/OR Inverter	0.73
	526 -	NTE74S74	Dual D-type FF	1.76
	526 -	NTE74S86	Quad Exclusive OR Gate	1.58
	526 -	NTE74S112	Dual J-K FF w/ Ps & Clr	2.11
	526 -	NTE74S113	Dual J-K Flip-Flop	1.93
	526 -	NTE74S114	Dual J-K Flip-Flop	2.00
	526 -	NTE74S133	13-input NAND Gate	1.08
	526 -	NTE74S134	12-input NAND Gate	1.09
	526 -	NTE74S138	3 to 8 Line Decoder	4.84
	526 -	NTE74S140	Dual 4-input NAND Gate	1.61
	526 -	NTE74S151	8 to 1 Line Multiplexr	5.26

74S Series Schottky TTL (cont.)

	MOUSER NO. Mfr.	Industry No.	Description	Price Each 1-99
	526 -	NTE74S153	Dual 4 to 1 Line Multiplex	4.48
	526 -	NTE74S157	Quad 2 to 1 Line Multiplex	4.70
	526 -	NTE74S158	Quad 2 to 1 Line Multiplex	4.70
	526 -	NTE74S175	Quad D-type FF with Clear	5.55
	526 -	NTE74S181	4-bit Arith Logic	17.45
	526 -	NTE74S188	256-bit Prom	3.55
	526 -	NTE74S194	4-bit PIPO Shift Register	5.50
	526 -	NTE74S251	8-Channel Multplxr 3-St	5.26
	526 -	NTE74S257	Quad 2-Channel Multplxr	4.75
	526 -	NTE74S258	Quad 2-Channel Multplxr	4.70
	526 -	NTE74S260	Dual 5-input NOR Gate	1.88
	526 -	NTE74S288	256-bit Prom 3-State	3.55
	526 -	NTE74S374	Octal D-type F/F	2.97
	526 -	NTE74S472	4096-bit Prom 3-St	9.38
	526 -	NTE74S573	4096-bit Prom 3-St	9.54

4000 Series CMOS

	MOUSER NO. Mfr.	Industry No.	Description	Price Each 1-99
	511 -	4000	Dual 3-input NOR & Inv	0.39
♦	511 -	4000BM	Dual 3-input NOR & Inv	0.39
	511 -	4001	Quad 2-input NOR Gate	0.39
♦	511 -	4001BM	Quad 2-input NOR Gate	0.39
	570 -	CD4001BE	Quad 2-input NOR Gate	0.37
	511 -	4002	Dual 4-input NOR Gate	0.39
♦	511 -	4002BM	Dual 4-input NOR Gate	0.39
	570 -	CD4002BE	Dual 4-input NOR Gate	0.38
	511 -	4006	18-bit State Shift Register	0.64
♦	511 -	4006BM	18-bit State Shift Register	0.64
	570 -	CD4006BE	18-bit State Shift Register	0.86
	511 -	4007U	Dual Comp Inverter	0.39
♦	511 -	4007UBM	Dual Comp Inverter	0.39
	570 -	CD4007UBD	Dual Comp Inverter	6.63
	570 -	CD4007UBE	Dual Comp Inverter	0.38
	511 -	4008	4-bit Full Adder	0.74
♦	511 -	4008BM	4-bit Full Adder	0.74
	511 -	4009U	Hex Buffer/Converter	0.46
♦	511 -	4009UBM	Hex Buffer/Converter	0.46
	570 -	CD4009UBE	Hex Buffer/Converter	0.71
	511 -	4010	Hex Buffer/Converter	0.46
♦	511 -	4010BM	Hex Buffer/Converter	0.46
	570 -	CD4010BE	Hex Buffer/Converter	0.64
	511 -	4011	Quad 2-input NAND Gate	0.39
♦	511 -	4011BM	Quad 2-input NAND Gate	0.39
	570 -	CD4011BE	Quad 2-input NAND Gate	0.38
	570 -	CD4011BF	Quad 2-input NAND Gate	1.14
	570 -	CD4011UBE	Quad 2-input NAND Gate	0.38
	511 -	4012	Dual 4-input NAND Gate	0.39
♦	511 -	4012BM	Dual 4-input NAND Gate	0.39
	570 -	CD4012BE	Dual 4-input NAND Gate	0.37
	511 -	4013	Dual D Flip-Flop	0.46
♦	511 -	4013BM	Dual D Flip-Flop	0.46
	570 -	CD4013BF	Dual D Flip-Flop	1.39
	511 -	4014	8 Stage Sync Reg	0.76
♦	511 -	4014BM	8 Stage Sync Reg	0.76
	570 -	CD4014BE	8 Stage Sync Reg	0.95
	511 -	4015	Dual 4-Stage Shift Register	0.76
♦	511 -	4015BM	Dual 4-Stage Shift Register	0.76
	570 -	CD4015BE	Dual 4-Stage Shift Register	0.84
	511 -	4016	Quad Bilateral Switch	0.44
♦	511 -	4016BM	Quad Bilateral Switch	0.44
	570 -	CD4016BD	Quad Bilateral Switch	9.58
	570 -	CD4016BE	Quad Bilateral Switch	0.46
	511 -	4017	Decade Counter	0.69
♦	511 -	4017BM	Decade Counter	0.69
	570 -	CD4017BE	Decade Counter	0.84
	570 -	CD4017BF	Decade Counter	2.98
	511 -	4018	Presettable Counter	0.71
♦	511 -	4018BM	Presettable Counter	0.71
	570 -	CD4018BE	Presettable Counter	0.95
	511 -	4019	Quad AND/OR Select	0.46
♦	511 -	4019BM	Quad AND/OR Select	0.46
	570 -	CD4019AF	Quad AND/OR Select	2.69
	511 -	4020	14-Stage Binary Counter	0.71
♦	511 -	4020BM	14-Stage Binary Counter	0.71
	570 -	CD4020AD	14-Stage Binary Counter	19.17
	570 -	CD4020BE	14-Stage Binary Counter	0.82
	511 -	4021	8-Stage Async Par/In	0.76
♦	511 -	4021BM	8-Stage Async Par/In	0.76
	570 -	CD4021BE	8-Stage Async Par/In	0.82
	511 -	4022	Octal Counter/Divider	0.76
♦	511 -	4022BM	Octal Counter/Divider	0.76
	570 -	CD4022BE	Octal Counter/Divider	0.82
	511 -	4023	Triple 3-input NAND Gate	0.39
♦	511 -	4023BM	Triple 3-input NAND Gate	0.41
	570 -	CD4023BE	Triple 3-input NAND Gate	0.38
	511 -	4024	7-Stage Binary Counter	0.55
♦	511 -	4024BM	7-Stage Binary Counter	0.55
	570 -	CD4024BE	7-Stage Binary Counter	0.61
	511 -	4025	Triple 3-input NOR Gate	0.39

4000 Series (cont.)

	MOUSER NO. Mfr.	Industry No.	Description	Price Each 1-99
♦	511 -	4025BM	Triple 3-input NOR Gate	0.39
	570 -	CD4025BE	Triple 3-input NOR Gate	0.38
	511 -	4026	Dec Counter/Div Display	0.92
	570 -	CD4026BE	Dec Counter/Div Display	0.87
	511 -	4027	Dual J-K with Set/Reset	0.51
♦	511 -	4027BM	Dual J-K with Set/Reset	0.51
	570 -	CD4027BE	Dual J-K with Set/Reset	0.47
	511 -	4028	BCD to Decimal Decoder	0.60
♦	511 -	4028BM	BCD to Decimal Decoder	0.60
	570 -	CD4028BE	BCD to Decimal Decoder	0.82
	570 -	CD4028BF	BCD to Decimal Decoder	2.36
	511 -	4029	Preset Up/Down Counter	0.71
♦	511 -	4029BM	Preset Up/Down Counter	0.71
	570 -	CD4029BE	Preset Up/Down Counter	0.84
	511 -	4030	Quad Exclusive OR Gate	0.46
♦	511 -	4030BM	Quad Exclusive OR Gate	0.46
	570 -	CD4030BE	Quad Exclusive OR Gate	0.51
	511 -	4031	64-Stg State Shift Reg	1.22
	511 -	4032	Pos Triple Ser Adder	0.76
	511 -	4033	Decade Cntr/divide	0.87
	511 -	4034	8 Stage Bi-direct Reg	3.13
	511 -	4035	4 Stage Parallel Reg	0.67
♦	511 -	4035BM	4 Stage Parallel Reg	0.67
	570 -	CD4038BE	Neg Triple Ser Adder	1.21
	511 -	4040	12-Stage Binary Counter	0.71
♦	511 -	4040BM	12-Stage Binary Counter	0.71
	570 -	CD4040BE	12-Stage Binary Counter	0.82
	511 -	4041U	Quad True/Comparator	0.60
♦	511 -	4041UBM	Quad True/Comparator	0.60
	570 -	CD4041UBD	Quad True/Comparator	10.83
	570 -	CD4041UBE	Quad True/Comparator	1.41
	511 -	4042	Quad Clocked D Latch	0.51
♦	511 -	4042BM	Quad Clocked D Latch	0.51
	570 -	CD4042BE	Quad Clocked D Latch	0.62
	511 -	4043	Quad NOR R/S 3-output	0.60
♦	511 -	4043BM	Quad NOR R/S 3-output	0.60
	570 -	CD4043BE	Quad NOR R/S 3-output	0.82
	511 -	4044	Quad NAND R/S 3-output	0.60
♦	511 -	4044BM	Quad NAND R/S 3-output	0.60
	570 -	CD4044AD	Quad NAND R/S 3-output	9.05
	511 -	4045	21 Stage Timer	1.10
	511 -	4046	Phase-locked Loop	0.81
	570 -	CD4046BE	Phase-locked Loop	0.95
	511 -	4047	Monostable Multivibrator	0.69
♦	511 -	4047BM	Monostable Multivibrator	0.69
	570 -	CD4047BD	Monostable Multivibrator	9.68
	570 -	CD4047BE	Monostable Multivibrator	0.84
	511 -	4048	Expand 8-input Gate	0.60
	570 -	CD4048BD	Expand 8-input Gate	6.91
	570 -	CD4048BF	Expand 8-input Gate	2.50
	511 -	4049U	Hex Buffer/Converter	0.44
♦	511 -	4049UBM	Hex Buffer/Converter	0.44
	570 -	CD4049AD	Hex Buffer/Converter	7.60
	570 -	CD4049UBE	Hex Buffer/Converter	0.46
	511 -	4050	Hex Buffer/Converter	0.44
♦	511 -	4050BM	Hex Buffer/Converter	0.44
	570 -	CD4050BE	Hex Buffer/Converter	0.51
	511 -	4051	8-Channel Analog Multiplx	0.60
♦	511 -	4051BM	8-Channel Analog Multiplx	0.60
	570 -	CD4051BE	8-Channel Analog Multiplx	0.70
	511 -	4052	Diff 4-Channel Multiplexer	0.60
♦	511 -	4052BM	Diff 4-Channel Multiplexer	0.60
	570 -	CD4052BE	Diff 4-Channel Multiplexer	0.70
	511 -	4053	Triple 2-Channel Multiplexr	0.60
♦	511 -	4053BM	Triple 2-Channel Multiplexr	0.60
	570 -	CD4053BE	Triple 2-Channel Multiplexr	0.70
	511 -	4054	4-SEG LCD Display Driver	0.71
♦	511 -	4054BM	4-SEG LCD Display Driver	0.71
	511 -	4055	BCD-to-7 SEG Dec/Driver	0.71
	511 -	4056	BCD-to-7 SEG Dec/Driver	0.71
♦	511 -	4056BM	BCD-to-7 SEG Dec/Driver	0.71
	570 -	CD4056BE	BCD-to-7 SEG Dec/Driver	0.89
	570 -	CD4056BF	BCD-to-7 SEG Dec/Driver	3.57
	570 -	CD4059AE	Prog Div By "N" Counter	3.95
	511 -	4060	14-Stage Counter/Divider	0.71
♦	511 -	4060BM	14-Stage Counter/Divider	0.71
	570 -	CD4060BE	14-Stage Counter/Divider	0.80
	511 -	4063	4-bit Mag Comparator	0.60
♦	511 -	4063BM	4-bit Mag Comparator	0.60
	570 -	CD4063BE	4-bit Mag Comparator	0.87
	511 -	4066	Quad Bilateral Switch	0.46
♦	511 -	4066BM	Quad Bilateral Switch	0.46
	570 -	CD4066BD	Quad Bilateral Switch	9.20
	570 -	CD4066BE	Quad Bilateral Switch	0.78
	511 -	4067	Single 16-Channel Multplxr	3.13
♦	511 -	4067BM	Single 16-Channel Multplxr	3.13
	570 -	CD4067BE	Single 16-Channel Multplxr	2.36
	511 -	4068	8-input NAND/AND Gate	0.39

Manufacturer	Prefix
Harris Semiconductor	570
NTE	526
SGS Thomson	511

CMOS IC's

4000 / 22000 / 80C Series

SGS-THOMSON MICROELECTRONICS · NTE · HARRIS SEMICONDUCTOR

♦ **Surface Mount Device**

For quantities greater than listed call for quote

	MOUSER NO. Mfr.	Industry No.	Description	Price Each 1-99
	4000 Series (cont.)			
♦	511 -	4068BM	8-input NAND/AND Gate	0.39
	570 -	CD4068BE	8-input NAND/AND Gate	0.38
	511 -	4069U	Hex Inverter	0.39
♦	511 -	4069UBM	Hex Inverter	0.39
	570 -	CD4069UBE	Hex Inverter	0.38
	570 -	CD4069UBF	Hex Inverter	1.05
	511 -	4070	Quad Exclusive OR Gate	0.39
♦	511 -	4070BM	Quad Exclusive OR Gate	0.39
	570 -	CD4070BE	Quad Exclusive OR Gate	0.38
	511 -	4071	Quad 2-input OR Gate	0.39
♦	511 -	4071BM	Quad 2-input OR Gate	0.39
	570 -	CD4071BE	Quad 2-input OR Gate	0.38
	570 -	CD4071BF	Quad 2-input OR Gate	1.30
	511 -	4072	Dual 4-input OR Gate	0.39
♦	511 -	4072BM	Dual 4-input OR Gate	0.39
	570 -	CD4072BD	Dual 4-input OR Gate	6.63
	511 -	4073	Triple 3-input AND Gate	0.39
♦	511 -	4073BM	Triple 3-input AND Gate	0.39
	570 -	CD4073BE	Triple 3-input AND Gate	0.37
	511 -	4075	Triple 3-input OR Gate	0.39
♦	511 -	4075BM	Triple 3-input OR Gate	0.39
	570 -	CD4075BE	Triple 3-input OR Gate	0.37
	511 -	4076	4 Bit D-type Register	0.67
♦	511 -	4076BM	4 Bit D-type Register	0.67
	570 -	CD4076BE	4 Bit D-type Register	0.87
	511 -	4077	Quad Exclusive NOR Gate	0.39
♦	511 -	4077BM	Quad Exclusive NOR Gate	0.39
	570 -	CD4077BE	Quad Exclusive NOR Gate	0.38
	511 -	4078	8-input NOR/OR Gate	0.39
♦	511 -	4078BM	8-input NOR/OR Gate	0.39
	570 -	CD4078BE	8-input NOR/OR Gate	0.38
	511 -	4081	Quad 2-input AND Gate	0.39
♦	511 -	4081BM	Quad 2-input AND Gate	0.39
	570 -	CD4081BE	Quad 2-input AND Gate	0.38
	511 -	4082	Dual 4-input AND Gate	0.39
♦	511 -	4082BM	Dual 4-input AND Gate	0.39
	570 -	CD4082BE	Dual 4-input AND Gate	0.38
	511 -	4085	Dual AND/OR Inv Gate	0.44
	511 -	4086	Expand AND/OR Inv Gate	0.44
	511 -	4089	Binary Rate Multiplexer	0.92
	570 -	CD4089BE	Binary Rate Multiplexer	1.29
	511 -	4093	Quad 2-input NAND Schmt	0.44
♦	511 -	4093BM	Quad 2-input NAND Schmt	0.44
	570 -	CD4093BE	Quad 2-input NAND Schmt	0.49
	511 -	4094	8-Stage Shift/Store Reg	0.69
♦	511 -	4094BM	8-Stage Shift/Store Reg	0.69
	570 -	CD4094BE	8-Stage Shift/Store Reg	0.75
	511 -	4095	Gated J-K Non-Inv F/F	0.69
	570 -	CD4096BE	Gated J-K Flip-Flop	0.87
	511 -	4097	Diff 8-Channel Multiplexer	3.13
	511 -	4098	Dual Mono Multivibrator	0.64
♦	511 -	4098BM	Dual Mono Multivibrator	0.64
	570 -	CD4098BD	Dual Mono Multivibrator	12.18
	570 -	CD4098BE	Dual Mono Multivibrator	0.73

For quantities greater than listed call for quote

	MOUSER NO. Mfr.	Industry No.	Description	Price Each 1-99
	4000 Series (cont.)			
	511 -	4099	8 Bit Addressable Latch	0.78
♦	511 -	4099BM	8 Bit Addressable Latch	0.78
	511 -	4502	3-State Hex/Inv Buffer	0.64
♦	511 -	4502BM	3-State Hex/Inv Buffer	0.64
	570 -	CD4502BF	3-State Hex/Inv Buffer	3.23
	511 -	4503	3-State Hex/Non-Inv Buffer	0.67
♦	511 -	4503BM	3-State Hex/Non-Inv Buffer	0.67
	570 -	CD4503BE	3-State Hex/Non-Inv Buffer	0.73
	511 -	4508	Dual 4-bit Latch	3.13
	570 -	CD4508BE	Dual 4-bit Latch	2.54
	511 -	4510	4-bit BCD Up/Down Cntr	0.92
	570 -	CD4510BF	4-bit BCD Up/Down Cntr	3.43
	511 -	4511	BCD-to-7 SEG Latch Dec	0.90
♦	511 -	4511BM	BCD-to-7 SEG Latch Dec	0.90
	570 -	CD4511BE	BCD-to-7 SEG Latch Dec	0.95
	570 -	CD4511BF	BCD-to-7 SEG Latch Dec	3.48
	511 -	4512	8-Channel Data Selector	0.58
♦	511 -	4512BM	8-Channel Data Selector	0.58
	570 -	CD4512BE	8-Channel Data Selector	0.87
	511 -	4514	4 bit Latch/4-16 Line Dec	3.13
	570 -	CD4514BE	4 bit Latch/4-16 Line Dec	2.11
	511 -	4515	4 bit Latch/4-16 Line Dec	3.13
	511 -	4516	Prst 4 bit Up/Down Cntr	0.74
♦	511 -	4516BM	Prst 4 bit Up/Down Cntr	0.74
	570 -	CD4516BE	Prst 4 bit Up/Down Cntr	0.93
	511 -	4517	Dual 64-Stage Shift Reg	1.82
	511 -	4518	Dual BCD Up Counter	0.67
♦	511 -	4518BM	Dual BCD Up Counter	0.67
	570 -	CD4518BE	Dual BCD Up Counter	0.95
	511 -	4520	Dual Bin Up Counter	0.67
♦	511 -	4520BM	Dual Bin Up Counter	0.67
	570 -	CD4520BE	Dual Bin Up Counter	0.87
	511 -	4527	BCD Rate Multiplier	0.92
	570 -	CD4527BE	BCD Rate Multiplier	1.05
	511 -	4529	Dual 4-Ch Ana Data Select	0.67
	511 -	4532	8-input Priority Encoder	0.64
♦	511 -	4532BM	8-input Priority Encoder	0.64
	570 -	CD4532BE	8-input Priority Encoder	1.04
	511 -	4536	Programmable Timer	1.20
	511 -	4538	Dual Mono Multivibrator	0.81
♦	511 -	4538BM	Dual Mono Multivibrator	0.81
	511 -	4541	Programmable Timer	0.74
♦	511 -	4541BM	Programmable Timer	0.74
	570 -	CD4541BE	CMOS Prog Timer	0.84
	511 -	4543	Crystal Display Drvr	0.74
	570 -	CD4543BE	Crystal Display Drv	0.84
	511 -	4555	Dual 1 of 4 Dec/Multiplxr	0.67
	570 -	CD4555BE	Dual 1 of 4 Dec/Multiplxr	0.84
	511 -	4556	Dual 1 of 4 Dec/Multiplxr	0.67
♦	511 -	4556BM	Dual 1 of 4 Dec/Multiplxr	0.67
	511 -	4585	4 Bit Mag Comparator	0.74
♦	511 -	4585BM	4 Bit Mag Comparator	0.74
	570 -	CD4585BE	4 Bit Mag Comparator	0.95
	511 -	4724	8 Bit Addressable Latch	0.78

For quantities greater than listed call for quote

	MOUSER NO. Mfr.	Industry No.	Description	Price Each 1-99
	4000 Series (cont.)			
	570 -	CD4724BE	8 Bit Addressable Latch	1.21
	511 -	40100	32-bit L/R Shift Reg	1.01
	570 -	CD40100BE	32-bit L/R Shift Reg	1.25
	511 -	40101	9-bit Parity Gen/Chk	0.64
	511 -	40102	Preset 8 bit Bin Dn Cnt	1.08
	570 -	CD40102BE	Preset 8 bit Bin Dn Cnt	1.25
	511 -	40103	Preset 8 bit Bin Dn Cnt	1.08
	570 -	CD40103BE	Preset 8 bit Bin Dn Cnt	1.12
	570 -	CD40103BF	Preset 8 bit Bin Dn Cnt	4.04
	511 -	40104	4-bit Bi-dir Shift Reg	0.87
	511 -	40105	4 bit x 16 FIFO Buffer Reg	1.47
	570 -	CD40105BE	4 bit x 16 FIFO Buffer Reg	1.48
	511 -	40106	Hex Schmitt Trigger	0.51
♦	511 -	40106BM	Hex Schmitt Trigger	0.51
	570 -	CD40106BE	Hex Schmitt Trigger	0.51
	511 -	40107	Dual 2-input NAND Buffer	0.51
♦	511 -	40107BM	Dual 2-input NAND Buffer	0.51
	570 -	CD40107BE	Dual 2-input NAND Buffer	0.55
	511 -	40109	Quad Lo to Hi Interface	3.43
♦	511 -	40109BM	Quad Lo to Hi Interface	3.43
	570 -	CD40109BE	Quad Lo to Hi Interface	0.89
	511 -	40110	Decade Up/Down Counter	1.47
	570 -	CD40114BE	16 X 4 CMOS Ram	2.91
	570 -	CD40116E	8-bit Bi-direc Converter	11.82
	511 -	40160	Decade Cntr/Async Clr	0.85
	570 -	CD40160BE	Decade Cntr/Async Clr	0.96
	511 -	40161	Binary Cntr/Async Clr	0.85
	511 -	40162	Decade Cntr/Sync Clr	0.85
	511 -	40163	Bin Cntr/Sync Clr	0.85
	511 -	40174	Hex "D" Flip-Flop	0.67
♦	511 -	40174BM	Hex "D" Flip-Flop	0.67
	570 -	CD40174BE	Hex "D" Flip-Flop	0.75
	511 -	40181	4 Bit Arithmtc Unit	3.31
	511 -	40182	Look-Ahead-Carry Blk	0.64
	570 -	CD40182BE	Look-Ahead-Carry Blk	0.77
	511 -	40192	Prst 4-bit BCD Up/Down	0.97
	511 -	40193	Prst 4-bit Bin Up/Down	0.97
	570 -	CD40193BE	Prst 4-bit Bin Up/Down	1.25
	570 -	CD40194BE	4-bit Bi-dir Shift Reg	0.87
	526 -	NTE40195B	4 Bit Shift Register	3.78
	511 -	40208	4 X 4 Multiport Reg	3.17
	511 -	40257	Quad Line-to-Line Multplex	0.64
	22000 Series CMOS			
	511 -	M22100B	4x4 Crosspoint Switch	1.31
	570 -	CD22100E	4x4 Crosspoint Switch	0.99
	570 -	CD22402E	TV Camera Sync Generator	8.64
	80C Series CMOS			
	526 -	NTE80C95	Hex 3-State Buffer	1.68
	526 -	NTE80C96	Hex 3-State Inverter	4.45
	526 -	NTE80C97	Hex 3-State Buffer	3.11

Manufacturer	Prefix
NJR (JRC)	513

Linear IC's

07 to 072

SGS-THOMSON MICROELECTRONICS · JRC

Manufacturer	Prefix
SGS Thomson	511

♦ **Surface Mount Device**

For quantities greater than listed call for quote

	MOUSER NO. Mfr.	Industry No.	Description	Price Each 1-99
	Linear Series			
	511 -	OP07CN	DIP-8 Single BiPolar Op Am	0.87
	513 -	NJMOP-07D	DIP-8 Single BiPolar Op Am	0.92
♦	513 -	NJMOP-07M	DMP-8 Single BiPolar OpAm	0.92
♦	511 -	TSH10ID	SO-8 Single BiCMOS OpAm	1.04
	511 -	TSH10IN	DIP-8 Single BiCMOS OpA	1.04
♦	511 -	TSH11ID	SO-8 Single BiCMOS OpAm	1.13
	511 -	TSH11IN	DIP-8 Single BiCMOS OpAm	1.13
♦	511 -	TSH22ID	SO-8 Dual BiPolar Op Amp	1.27
	511 -	TSH22IN	DIP-8 Dual BiPolar Op Amp	1.27
♦	511 -	LF25CDT	TO-252 +V Reg 0.5A 2.5V	1.01
	511 -	LF25CV	TO-220 +V Reg 0.5A 2.5V	0.97
♦	511 -	LF30CDT	TO-252 +V Reg 0.5A 3.0V	1.01
	511 -	LF30CV	TO-220 +V Reg 0.5A 3.0V	0.97
♦	511 -	TSH31ID	SO-8 Single BiCMOS OpAm	1.54
	511 -	TSH31IN	DIP-8 Single BiCMOS Op A	1.54
♦	511 -	LF33CDT	TO-252 +V Reg 0.5A 3.3V	1.01
	511 -	LF33CV	TO-220 +V Reg 0.5A 3.3V	0.97
♦	511 -	LF47CDT	TO-252 +V Reg 0.5A 4.7V	1.01
	511 -	LF47CV	TO-220 +V Reg 0.5A 4.7V	0.97

For quantities greater than listed call for quote

	MOUSER NO. Mfr.	Industry No.	Description	Price Each 1-99
	Linear Series (cont.)			
♦	511 -	LF50CDT	TO-252 +V Reg 0.5A 5.0V	1.01
	511 -	LF50CV	TO-220 +V Reg 0.5A 5.0V	0.97
♦	511 -	LF52CDT	TO-252 +V Reg 0.5A 5.2V	1.01
	511 -	LF52CV	TO-220 +V Reg 0.5A 5.2V	0.97
♦	511 -	LF60CDT	TO-252 +V Reg 0.5A 6.0V	1.01
	511 -	LF60CV	TO-220 +V Reg 0.5A 6.0V	0.97
♦	511 -	TL061ACD	SO-8 Single JFET Op Amp	0.81
	511 -	TL061ACN	DIP-8 Single JFET Op Amp	0.81
♦	511 -	TL061CD	SO-8 Single JFET Op Amp	0.51
	511 -	TL061CN	DIP-8 Single JFET Op Amp	0.51
♦	511 -	TL061ID	SO-8 Single JFET Op Amp	0.62
	511 -	TL061IN	DIP-8 Single JFET Op Amp	0.62
♦	511 -	TL062ACD	SO-8 Dual JFET Op Amp	0.85
	511 -	TL062ACN	DIP-8 Dual JFET Op Amp	0.85
♦	511 -	TL062CD	SO-8 Dual JFET Op Amp	0.53
	511 -	TL062CN	DIP-8 Dual JFET Op Amp	0.53
♦	511 -	TL062ID	SO-8 Dual JFET Op Amp	0.67
	511 -	TL062IN	DIP-8 Dual JFET Op Amp	0.67
	513 -	NJM062D	DIP-8 Dual JFET Op Amp	0.41

For quantities greater than listed call for quote

	MOUSER NO. Mfr.	Industry No.	Description	Price Each 1-99
♦	513 -	NJM062E	SO-8 Dual JFET Op Amp	0.45
♦	511 -	TL064ACD	SO-14 Quad JFET Op Amp	1.17
	511 -	TL064ACN	DIP-14 Quad JFET Op Amp	1.17
♦	511 -	TL064CD	SO-14 Quad JFET Op Amp	0.71
	511 -	TL064CN	DIP-14 Quad JFET Op Amp	0.71
♦	511 -	TL064ID	SO-14 Quad JFET Op Amp	0.83
	511 -	TL064IN	DIP-14 Quad JFET Op Amp	0.83
	513 -	NJM064D	DIP-14 Quad JFET Op Amp	0.72
♦	513 -	NJM064M	DMP-14 Quad JFET Op Amp	0.72
♦	511 -	TL071ACD	SO-8 Single JFET Op Amp	0.81
	511 -	TL071ACN	DIP-8 Single JFET Op Amp	0.81
♦	511 -	TL071CD	SO-8 Single JFET Op Amp	0.46
	511 -	TL071CN	DIP-8 Single JFET Op Amp	0.46
♦	511 -	TL071ID	SO-8 Single JFET Op Amp	0.58
	511 -	TL071IN	DIP-8 Single JFET Op Amp	0.58
♦	511 -	TL072ACD	SO-8 Dual JFET Op Amp	0.85
	511 -	TL072ACN	DIP-8 Dual JFET Op Amp	0.85
♦	511 -	TL072CD	SO-8 Dual JFET Op Amp	0.51
	511 -	TL072CN	DIP-8 Dual JFET Op Amp	0.51

Manufacturer	Prefix
EXL Semiconductor	333
Harris Semiconductor	570
NJR (JRC)	513

Linear IC's

072 to 358

Manufacturer	Prefix
Rohm	592
SGS Thomson	511

♦ Surface Mount Device

For quantities greater than listed call for quote

	MOUSER NO. Mfr.	Industry No.	Description	Price Each 1-99
	Linear Series			
♦	511 -	TL072ID	SO-8 Dual JFET Op Amp	0.62
	511 -	TL072IN	DIP-8 Dual JFET Op Amp	0.62
	513 -	NJM072BD	DIP-8 Dual JFET Op Amp	0.52
♦	513 -	NJM072BE	SO-8 Dual JFET Op Amp	0.56
♦	511 -	TL074ACD	SO-14 Quad JFET Op Amp	1.10
	511 -	TL074ACN	DIP-14 Quad JFET Op Amp	1.10
♦	511 -	TL074CD	SO-14 Quad JFET Op Amp	0.60
	511 -	TL074CN	DIP-14 Quad JFET Op Amp	0.60
♦	511 -	TL074ID	SO-14 Quad JFET Op Amp	0.74
	511 -	TL074IN	DIP-14 Quad JFET Op Amp	0.74
	513 -	NJM074D	DIP-14 Quad JFET Op Amp	0.81
♦	513 -	NJM074M	DMP-14 Quad JFET Op Am	0.81
♦	511 -	LF80CDT	TO-252 + V Reg 0.5A 8.0V	1.01
	511 -	LF80CV	TO-220 + V Reg 0.5A 8.0V	0.97
♦	511 -	TL081ACD	SO-8 Single JFET Op Amp	0.85
	511 -	TL081ACN	DIP-8 Single JFET Op Amp	0.85
♦	511 -	TL081CD	SO-8 Single JFET Op Amp	0.46
	511 -	TL081CN	DIP-8 Single JFET Op Amp	0.46
♦	511 -	TL081ID	SO-8 Single JFET Op Amp	0.58
	511 -	TL081IN	DIP-8 Single JFET Op Amp	0.58
♦	511 -	TL082ACD	SO-8 Dual JFET Op Amp	0.85
	511 -	TL082ACN	DIP-8 Dual JFET Op Amp	0.85
♦	511 -	TL082CD	SO-8 Dual JFET Op Amp	0.51
	511 -	TL082CN	DIP-8 Dual JFET Op Amp	0.51
♦	511 -	TL082ID	SO-8 Dual JFET Op Amp	0.62
	511 -	TL082IN	DIP-8 Dual JFET Op Amp	0.62
♦	511 -	TL084ACD	SO-14 Quad JFET Op Amp	1.10
	511 -	TL084ACN	DIP-14 Quad JFET Op Amp	1.10
♦	511 -	TL084CD	SO-14 Quad JFET Op Amp	0.60
	511 -	TL084CN	DIP-14 Quad JFET Op Amp	0.60
♦	511 -	TL084ID	SO-14 Quad JFET Op Amp	0.74
	511 -	TL084IN	DIP-14 Quad JFET Op Amp	0.74
	513 -	NJM084D	DIP-14 Quad JFET Op Amp	0.81
♦	513 -	NJM084M	DMP-14 Quad JFET Op Am	0.81
♦	511 -	LF85CDT	TO-252 + V Reg 0.5A 8.5V	1.01
	511 -	LF85CV	TO-220 + V Reg 0.5A 8.5V	0.97
	511 -	M093B1	DIP-40 12x8 CrossPoint Sw	9.09
♦	511 -	TSH94ID	SO-16 BiCMOS Quad OpAm	2.92
	511 -	TSH94IN	DIP-16 BiCMOS Quad OpA	2.44
	595 -	SG103-2.7Z	TO-46 2.7 Volt Ref	13.25
	595 -	SG103-4.7Z	TO-46 4.7 Volt Ref	13.25
	595 -	SG105J	DIP-14 +V Reg 20mA	8.10
♦	511 -	LK115D25	SO-8 +V Reg 0.1A 2.5V	0.55
♦	511 -	LK115D33	SO-8 +V Reg 0.1A 3.3V	0.55
♦	511 -	LK115D40	SO-8 +V Reg 0.1A 4.0V	0.55
♦	511 -	LK115D48	SO-8 +V Reg 0.1A 4.8V	0.55
♦	511 -	LK115D50	SO-8 +V Reg 0.1A 5.0V	0.55
	511 -	LM117K	TO-3 +V Reg Adj	3.36
	595 -	SG120-05K	TO-3 -V Reg 5V	6.30
	595 -	SG120-18K	TO-3 -V Reg 18V	28.05
	595 -	SG120-20T	TO-39 -V Reg 20V	27.20
	511 -	LM123K	TO-3 +V Reg 3A 5V	5.06
	570 -	CA124E	DIP-14 GP Quad Op Amp	1.73
	595 -	SG138AK	TO-3 5A +Adj V Reg	46.75
	511 -	LM139N	DIP-14 Quad V-Comp	2.05
	511 -	L149V	Pentawatt 4A Power Stage	1.73
♦	511 -	TSH150ID	SO-8 Single BiCMOS Op A	4.32
	511 -	TSH150IN	DIP-8 Single BiCMOS Op A	4.32
♦	511 -	TSH151ID	SO-8 Single BiCMOS Op A	4.58
	511 -	TSH151IN	DIP-8 Single BiCMOS Op A	4.58
	570 -	CA158E	DIP-8 GP Dual Op Amp	1.71
♦	511 -	LM201AD	SO-8 Single Op Amp	0.83
	511 -	LM201AN	DIP-8 Single Op Amp	0.83
	513 -	NJU201AD	DIP-16 Quad Ana Switch	1.22
♦	513 -	NJU201AM	DMP-16 Quad Ana Switch	1.28
♦	511 -	LS204CD	SO-8 Dual Bipolar Op Amp	0.92
	511 -	LS204CN	DIP-8 Dual Bipolar Op Amp	0.90
♦	511 -	LS204ID	SO-8 Dual Bipolar Op Amp	1.22
	595 -	SG205T	TO-99 .02A +V Reg	4.25
	595 -	SG207T	TO-99 Gen Pur Op Amp	3.60
♦	511 -	LM208AD	SO-8 Single Bipolar OpAmp	1.61
♦	511 -	LM208D	SO-8 Single Bipolar OpAmp	1.29
	511 -	LM208N	DIP-8 Single Bipolar OpAm	1.36
♦	511 -	LM211D	SO-8 Singl Bipol Volt Comp	0.53
	511 -	LM211N	DIP-8 Singl Bipo Volt Comp	0.53
	513 -	NJU211D	DIP-16 Quad Ana Switch	1.22
♦	513 -	NJU211M	DMP-16 Quad Ana Switch	1.28
	595 -	SG211Y	DIP-8 Voltage Comp	4.95
	511 -	LM217K	TO-3 1.5A Adj V Reg	2.76
♦	511 -	LM217LD	SO-8 1.2V to 37V +Adj VReg	0.41
	511 -	LM217LZ	TO-92 1.2V to 37V +Adj VRg	0.37
	511 -	LM217T	TO-220 1.2V to 37V +Adj VR	0.85
♦	511 -	LM219D	SO-14 Dual Bipol Volt Com	1.31
	511 -	LM219N	DIP-14 Dual Bipo Volt Com	1.31
♦	511 -	LM224AD	SO-14 Quad Bipolar Op Am	1.54
♦	511 -	LM224D	SO-14 Quad Bipolar Op Am	0.48
	511 -	LM224N	DIP-14 Quad Op Amp	0.48

For quantities greater than listed call for quote

	MOUSER NO. Mfr.	Industry No.	Description	Price Each 1-99
	Linear Series (cont.)			
	570 -	CA224E	DIP-14 GP Quad Op Amp	1.48
	511 -	LM234Z	TO-92 Adj Current Source	1.04
	511 -	LM235Z	TO-92 Prec Temp Sensor	1.04
♦	511 -	LM236D	SO-8 2.5V Volt Reference	1.17
	511 -	LM236Z	TO-92 2.5V Volt Reference	1.04
	511 -	LM237K	TO-3 1.5A -Adj V Reg	4.14
	511 -	LM238K	TO-3 5A +Adj V Reg	7.15
♦	511 -	LM239D	SO-14 Quad Volt Comp	0.48
	511 -	LM239N	DIP-14 Quad Volt Comp	0.48
	570 -	CA239E	DIP-14 Quad V-Comp	1.48
♦	511 -	LM246D	SO-16 Quad Bipol Op Amp	2.81
	511 -	LM246N	DIP-16 Quad Bipol Op Amp	2.60
♦	511 -	LM248D	SO-14 Quad Bipol Op Amp	0.81
	511 -	LM248N	DIP-14 Quad Op Amp	0.81
♦	511 -	LM258D	SO-8 Dual Bipolar Op Amp	0.48
	511 -	LM258N	DIP-8 Dual Op Amp	0.48
♦	511 -	TS271ACD	SO-8 Single CMOS Op Amp	0.92
	511 -	TS271ACN	DIP-8 Single CMOS Op Amp	0.92
♦	511 -	TS271AID	SO-8 Single CMOS Op Amp	1.08
	511 -	TS271AIN	DIP-8 Single CMOS Op Amp	1.08
♦	511 -	TS271CD	SO-8 Single CMOS Op Amp	0.58
	511 -	TS271CN	DIP-8 Single CMOS Op Amp	0.58
♦	511 -	TS271ID	SO-8 Single CMOS Op Amp	0.74
	511 -	TS271IN	DIP-8 Single CMOS OpAmp	0.74
	511 -	L272	DIP-16 Dual Power Op Amp	1.96
♦	511 -	TS272ACD	SO-8 Dual CMOS Op Amp	1.54
	511 -	TS272ACN	DIP-8 Dual CMOS Op Amp	1.54
♦	511 -	TS272AID	SO-8 Dual CMOS Op Amp	1.86
	511 -	TS272AIN	DIP-8 Dual CMOS Op Amp	1.86
♦	511 -	TS272CD	SO-8 Dual CMOS Op Amp	0.83
	511 -	TS272CN	DIP-8 Dual Op Amp	0.83
♦	511 -	TS272ID	SO-8 Dual CMOS Op Amp	1.06
	511 -	TS272IN	DIP-8 Dual CMOS Op Amp	1.06
♦	511 -	TS274ACD	SO-14 Quad CMOS Op Am	1.93
	511 -	TS274ACN	DIP-14 Quad CMOS OpAm	1.93
♦	511 -	TS274AID	SO-14 Quad CMOS Op Am	2.44
	511 -	TS274AIN	DIP-14 Quad CMOS Op Am	2.44
♦	511 -	TS274CD	SO-14 Quad CMOS Op Am	0.99
	511 -	TS274CN	DIP-14 Quad Op Amp	0.99
♦	511 -	TS274ID	SO-14 Quad CMOS Op Am	1.27
	511 -	TS274IN	DIP-14 Quad CMOS OpAm	1.27
♦	511 -	TS27L2ACD	SO-8 Dual CMOS Op Amp	1.56
	511 -	TS27L2ACN	DIP-8 Dual CMOS Op Amp	1.59
♦	511 -	TS27L2AID	SO-8 Dual CMOS Op Amp	1.84
	511 -	TS27L2AIN	DIP-8 Dual CMOS Op Amp	1.84
♦	511 -	TS27L2CD	SO-8 Dual CMOS Op Amp	0.83
	511 -	TS27L2CN	DIP-8 Dual Op Amp	0.83
♦	511 -	TS27L2ID	SO-8 Dual CMOS Op Amp	1.06
	511 -	TS27L2IN	DIP-8 Dual CMOS Op Amp	1.06
♦	511 -	TS27L4ACD	SO-14 Quad CMOS Op Am	1.06
	511 -	TS27L4ACN	DIP-14 Quad CMOS Op Am	1.06
♦	511 -	TS27L4AID	SO-14 Quad CMOS Op Am	1.84
	511 -	TS27L4AIN	DIP-14 Quad CMOS Op Am	1.84
♦	511 -	TS27L4CD	SO-14 Quad CMOS Op Am	1.04
	511 -	TS27L4CN	DIP-14 Quad Op Amp	1.04
♦	511 -	TS27L4ID	SO-14 Quad CMOS OpAmp	1.29
	511 -	TS27L4IN	DIP-14 Quad CMOS Op Am	1.29
♦	511 -	TS27M2ACD	SO-8 Dual CMOS Op Amp	1.56
	511 -	TS27M2ACN	DIP-8 Dual CMOS Op Amp	1.54
♦	511 -	TS27M2AID	SO-8 Dual CMOS Op Amp	1.93
	511 -	TS27M2AIN	DIP-8 Dual CMOS Op Amp	1.93
♦	511 -	TS27M2CD	SO-8 Dual CMOS Op Amp	0.83
	511 -	TS27M2CN	DIP-8 Dual CMOS Op Amp	0.83
♦	511 -	TS27M2ID	SO-8 Dual CMOS Op Amp	1.06
	511 -	TS27M2IN	DIP-8 Dual CMOS Op Amp	1.06
♦	511 -	TS27M4ACD	SO-14 Quad CMOS Op Am	1.96
	511 -	TS27M4ACN	DIP-14 Quad CMOS Op Am	1.96
♦	511 -	TS27M4AID	SO-14 Quad CMOS Op Am	2.44
	511 -	TS27M4AIN	DIP-14 Quad CMOS Op Am	2.44
♦	511 -	TS27M4CD	SO-14 Quad CMOS Op Am	1.04
	511 -	TS27M4CN	DIP-14 Quad CMOS Op Am	1.04
♦	511 -	TS27M4ID	SO-14 Quad CMOS Op Am	1.27
	511 -	TS27M4IN	DIP-14 Quad CMOS Op Am	1.27
	511 -	L292	Multi Switch-Mode Driver	8.05
	511 -	L293E	DIP-20 P/P 4-Channel Drvr	2.53
♦	511 -	LM293D	SO-8 Dual Bipolar Volt Com	0.48
	511 -	LM293N	DIP-8 Dual Bipolar Volt Com	0.48
	511 -	L294	Multi Switch-Mode Driver	4.83
	511 -	L296	SIP-15 4 Amp Sw Reg	4.83
	511 -	L297	DIP-20 Step Mtr Cont	5.41
	511 -	L298	SIP-15 Dual Brg Drvr	5.31
♦	511 -	TD300ID	SO-14 Triple MOS Driver	1.68
	511 -	TD300IN	DIP-14 Triple MOS Driver	1.68
♦	511 -	LM301AD	SO-8 Single Op Amp	0.48
	511 -	LM301AN	DIP-8 Single Op Amp	0.48
♦	511 -	LM308D	SO-8 Single Op Amp	0.90
♦	511 -	TD310ID	SO-16 Triple MOS Driver	1.96

For quantities greater than listed call for quote

	MOUSER NO. Mfr.	Industry No.	Description	Price Each 1-99
	Linear Series (cont.)			
♦	511 -	LM311D	SO-8 Single Volt Comp	0.30
	511 -	LM311N	DIP-8 Single Volt Comp	0.30
	513 -	NJM311D	DIP-8 Precision Comparator	0.36
♦	513 -	NJM311E	SO-8 Precision Comparator	0.38
	511 -	LM317K	TO-3 1.5A Adj V Reg	1.93
♦	511 -	LM317LD	SO-8 Adj 0.1A Voltage Reg	0.35
	511 -	LM317LZ	TO-92 Adj 0.1A Voltage Reg	0.32
♦	511 -	LM317MDT	TO-252 Adj 0.5A V Reg	0.74
	511 -	LM317T	TO-220 1.5A Adj V Reg	0.64
	513 -	NJM317F	TO-220F +Adj V Reg	0.63
	595 -	SG317AK	TO-3 1.5A Adj V Reg	6.75
	513 -	NJM318D	DIP-8 High Speed Op Amp	0.45
♦	513 -	NJM318E	SO-8 High Speed Op Amp	0.50
♦	511 -	LM319D	SO-14 Dual Bipol Volt Comp	0.90
	511 -	LM319N	DIP-14 Dual Comp	0.90
	513 -	NJM319D	DIP-14 Dual Comparator	0.50
♦	513 -	NJM319E	SO-14 Dual Comparator	0.59
	595 -	SG320-05R	TO-66 1.5A 5V -V Reg	11.45
	595 -	SG320-12R	TO-66 1.5A 12V -V Reg	11.45
	511 -	LM323K	TO-3 3A 5V Fixed Reg	3.68
	333 -	KIA324P	DIP-14 Quad Op Amp	0.41
♦	333 -	KIA324F	SO-14 Quad Op Amp	0.41
♦	511 -	LM324AD	SO-14 Quad Op Amp	0.44
	511 -	LM324AN	DIP-14 Quad Op Amp	0.44
♦	511 -	LM324D	SO-14 Quad Op Amp	0.30
	511 -	LM324N	DIP-14 Quad Op Amp	0.35
	513 -	NJM324D	DIP-14 Quad Op Amp	0.36
♦	513 -	NJM324E	SO-14 Quad Op Amp	0.41
	570 -	LM324N	DIP-14 Quad Op Amp	0.80
	570 -	CA324E	DIP-14 Quad Op Amp	0.80
	592 -	BA10324	DIP-14 Quad Op Amp	0.53
	592 -	BA10324A	DIP-14 Quad Op Amp	0.48
♦	592 -	BA10324AF	SO-14 Quad Op Amp	0.48
♦	511 -	LM334D	SO-8 Adj Current Source	0.87
	511 -	LM334Z	TO-92 Adj Current Source	0.87
♦	511 -	LM335AD	SO-8 Prec Temp Sensor	1.47
	511 -	LM335AZ	TO-92 Prec Temp Sensor	1.04
♦	511 -	LM335D	SO-8 Prec Temp Sensor	0.90
	511 -	LM335Z	TO-92 Prec Temp Sensor	0.90
♦	511 -	LM336BD	SO-8 2.5 Voltage Ref	1.20
	511 -	LM336BZ	TO-92 2.5 Voltage Ref	1.17
♦	511 -	LM336D	SO-8 2.5 Voltage Ref	0.90
	511 -	LM336Z	TO-92 2.5 Voltage Ref	0.90
	511 -	LM337H	TO-39 Adj .5A Voltage Reg	3.38
	511 -	LM337K	TO-3 1.5A -Adj V Reg	4.16
	511 -	LM337SP	TO-220 1.5A -Adj V Reg	1.10
	595 -	SG337R	TO-66 1.5A -Adj V Reg	11.55
	511 -	LM338K	TO-3 5A +Adj V Reg	7.22
♦	511 -	LM339AD	SO-14 Quad Volt Comp	0.48
	511 -	LM339AN	DIP-14 Quad Volt Comp	0.48
♦	511 -	LM339D	SO-14 Quad Volt Comp	0.35
	511 -	LM339N	DIP-14 Quad Volt Comp	0.35
♦	511 -	TS339CD	SO-14 Quad CMOS VComp	0.99
	511 -	TS339CN	DIP-14 Quad CMOS VComp	0.99
♦	511 -	TS339ID	SO-14 Quad CMOS VComp	1.17
	511 -	TS339IN	DIP-14 Quad CMOS VComp	1.17
♦	511 -	TS3V339ID	SO-14 3V Quad Volt Comp	0.74
	511 -	TS3V339IN	DIP-14 3V Quad Volt Comp	0.74
	513 -	NJM339D	DIP-14 Quad Volt Comp	0.41
	570 -	LM339N	DIP-14 Quad Volt Comp	0.80
	592 -	BA10339	DIP-14 Quad Volt Comp	0.39
♦	592 -	BA10339F	SO-14 Quad Volt Comp	0.39
	595 -	SG340-12R	TO-66 1.5A 12V +V Rg	9.75
	595 -	SG340-15R	TO-66 1.5A 15V +V Rg	9.75
	595 -	SG340-18K	TO-3 1.5A 18V +V Reg	5.40
	595 -	SG340-20K	TO-3 1.5A 20V +V Reg	5.40
	511 -	MC3403N	DIP-14 Quad Op Amp	0.69
♦	511 -	LM346D	SO-16 Quad Bipolar OpAmp	1.45
	511 -	LM346N	DIP-16 Quad Bip Op Amp	1.45
♦	511 -	LF347D	SO-14 Quad JFET Op Amp	0.67
	511 -	LF347N	DIP-14 Quad Op Amp	0.67
♦	511 -	LM348D	SO-14 Quad Op Amp	0.48
	511 -	LM348N	DIP-14 Quad Bip Op Amp	0.48
	511 -	LM350K	TO-3 Adj Volt Reg	6.44
♦	511 -	LF351D	SO-8 Single JFET Op Amp	0.53
	511 -	LF351N	DIP-8 Single Op Amp	0.53
♦	511 -	LF353D	SO-8 Dual JFET Op Amp	0.55
	511 -	LF353N	DIP-8 Dual Op Amp	0.55
	513 -	NJM353D	DIP-8 Dual Op Amp	0.54
♦	513 -	NJM353M	DMP-8 Dual Op Amp	0.54
♦	511 -	LF355D	SO-8 SIngle JFET Op Amp	0.81
	511 -	LF355N	DIP-8 Single Op Amp	0.81
♦	511 -	LF356D	SO-8 Single Op Amp	0.81
	511 -	LF356N	DIP-8 Single Op Amp	0.81
♦	511 -	LF357D	SO-8 Quad JFET Op Amp	0.81
	511 -	LF357N	DIP-8 Single Op Amp	0.81
♦	333 -	KIA358F	SO-8 Dual Op Amp	0.34

Manufacturer	Prefix
EXL Semiconductor	333
Harris Semiconductor	570
NJR (JRC)	513

Linear IC's

358 to 3089

Manufacturer	Prefix
Rohm	592
SGS Thomson	511

♦ Surface Mount Device

For quantities greater than listed call for quote

	MOUSER NO. Mfr.	Industry No.	Description	Price Each 1-99
	Linear Series			
♦	511 -	LM358AD	SO-8 Dual Op Amp	0.44
	511 -	LM358AN	DIP-8 Dual Op Amp	0.44
♦	511 -	LM358D	SO-8 Dual Op Amp	0.35
	511 -	LM358N	DIP-8 Dual Op Amp	0.35
	513 -	NJM358D	DIP-8 Dual Op Amp	0.34
♦	513 -	NJM358E	SO-8 Dual Op Amp	0.36
	570 -	CA358AE	DIP-8 Dual Op Amp	1.34
	570 -	LM358N	DIP-8 Dual Op Amp	0.70
	592 -	BA10358	DIP-8 Low Pwr Dual OpAmp	0.48
♦	592 -	BA10358F	SO-8 Low Pwr Dual OpAmp	0.34
	592 -	BA10358N	SIP-8 Dual Op Amp	0.39
	513 -	NJM360D	DIP-8 High Speed Comp	0.32
♦	513 -	NJM360E	SO-8 High Speed Comp	0.36
♦	511 -	TS372CD	SO-8 Dual CMOS V Comp	0.64
	511 -	TS372CN	DIP-8 Dual Comparator	0.64
♦	511 -	TS372ID	SO-8 Dual CMOS V Comp	0.81
	511 -	TS372IN	DIP-8 Dual CMOS V Comp	0.81
♦	511 -	TS374CD	SO-14 Quad CMOS V Com	0.90
	511 -	TS374CN	DIP-14 Quad Comparator	0.90
♦	511 -	TS374ID	SO-14 Quad CMOS V Com	1.17
	511 -	TS374IN	DIP-14 Quad CMOS V Com	1.17
	513 -	NJM386D	DIP-8 Audio Pwr Amp	0.34
♦	513 -	NJM386E	SO-8 Audio Pwr Amp	0.38
♦	333 -	KIA393F	SO-8 Dual Voltage Comp	0.31
	333 -	KIA393P	DIP-8 Dual Voltage Comp	0.31
♦	511 -	LM393D	SO-8 Dual Voltage Comp	0.35
	511 -	LM393N	DIP-8 Dual Voltage Comp	0.35
♦	511 -	TS393CD	SO-8 Dual CMOS V Com	0.67
	511 -	TS393CN	DIP-8 Dual CMOS V Com	0.67
♦	511 -	TS393ID	SO-8 Dual CMOS V Comp	0.85
	511 -	TS393IN	DIP-8 Dual CMOS V Comp	0.85
	592 -	BA10393	DIP-8 Dual Comparator	0.31
♦	592 -	BA10393F	SO-8 Dual Volt Comparator	0.31
	592 -	BA10393N	SIP-8 Dual Volt Comparator	0.34
♦	511 -	LS404CD	SO-14 Quad Bipolar OpAmp	1.79
	511 -	LS404CN	DIP-14 Quad Bipolar OpAm	1.79
♦	511 -	LS404ID	SO-14 Quad Bipolar OpAmp	1.96
♦	511 -	TL431ACD	SO-8 Shunt V Reference	0.35
	511 -	TL431ACZ	TO-92 Shunt V Reference	0.32
♦	511 -	TL431AID	SO-8 Shunt V Reference	0.39
	511 -	TL431AIZ	TO-92 Shunt V Reference	0.35
♦	511 -	TL431CD	SO-8 Shunt V Reference	0.30
	511 -	TL431CZ	TO-92 Shunt V Reference	0.28
♦	511 -	TL431ID	SO-8 Shunt V Reference	0.35
	511 -	TL431IZ	TO-92 Shunt V Reference	0.32
	513 -	NJM431D	DIP-8 Adj Precision Reg	0.32
♦	513 -	NJM431E	SO-8 Adj Precision Reg	0.36
	513 -	NJM431L	TO-92 Adj Precision Reg	0.34
	595 -	SG508H	DIP-14 Quad NAND Drv	15.75
♦	333 -	KIA555F	SO-8 Single Timer	0.25
	333 -	KIA555P	DIP-8 Single Timer	0.25
♦	511 -	NE555D	SO-8 Single Timer	0.32
	511 -	NE555N	DIP-8 Single Timer	0.32
♦	511 -	TS555CD	SO-8 Single CMOS Timer	0.46
	511 -	TS555CN	DIP-8 Single CMOS Timer	0.46
♦	511 -	TS555ID	SO-8 Single CMOS Timer	0.58
	511 -	TS555IN	DIP-8 Single CMOS Timer	0.58
♦	511 -	TS3V555ID	SO-8 3V Sing CMOS Timer	0.39
	511 -	TS3V555IN	DIP-8 3V Sing CMOS Time	0.39
	513 -	NJM555D	DIP-8 Single Timer	0.34
♦	513 -	NJM555E	SO-8 Single Timer	0.34
	570 -	CA555CE	DIP-8 Time Delay/Osc	0.62
	570 -	LM555CN	DIP-8 Time Delay/Osc	0.62
	333 -	KIA556P	DIP-14 Dual Timer	0.32
	511 -	NE556	DIP-14 Dual Timer	0.32
♦	511 -	NE556D	SO-14 Dual Timer	0.41
♦	511 -	TS556CD	SO-14 Dual CMOS Timer	0.62
	511 -	TS556CN	DIP-14 Dual CMOS Timer	0.62
♦	511 -	TS556ID	SO-14 Dual CMOS Timer	0.74
	511 -	TS556IN	DIP-14 Dual CMOS Timer	0.74
♦	511 -	TS3V556ID	SO-14 3V Dual CMOSTimer	0.58
	511 -	TS3V556IN	DIP-14 3V Dual CMOSTime	0.58
	513 -	NJM556D	DIP-14 Dual Timer	0.59
♦	513 -	NJM556M	DMP-14 Dual Timer	0.59
	333 -	KIA574	TO-92M Voltage Stabilizer	0.40
	595 -	SM602R	TO-66 5A 100V Sw Reg	09.00
	511 -	L603C	DIP-18 Darlington Array	1.79
	595 -	SM610	TO-66 5A 60V Sw Reg	8.80
	595 -	SM645K	TO-3 15A 60V Sw Reg	10.95
	511 -	L702B	DIP-16 Quad Darlington	3.04
	511 -	LM723CH	TO-100 .15A Adj V Reg	1.04
	511 -	LM723CN	DIP-14 .15A Adj V Reg	0.37
	570 -	CA723CE	DIP-14 .15A Adj V Reg	0.49
	570 -	CA723CT	TO-5 .15A Adj V Reg	1.59
	570 -	LM723CH	TO-5 .15A Adj V Reg	1.80
	570 -	LM723CN	DIP-14 .15A Adj V Reg	0.49
	570 -	LM723H	TO-5 .15A Adj V Reg	1.86

For quantities greater than listed call for quote

	MOUSER NO. Mfr.	Industry No.	Description	Price Each 1-99
	Linear Series (cont.)			
♦	511 -	UA741CD	SO-8 Single Op Amp	0.35
	511 -	UA741CN	DIP-8 Single Op Amp	0.35
♦	511 -	UA741ID	SO-8 Single Bipolar Op Am	0.41
	511 -	UA741IN	DIP-8 Single Bipolar Op Am	0.41
	513 -	NJM741D	DIP-8 Single Op Amp	0.32
♦	513 -	NJM741E	SO-8 Single Op Amp	0.36
	570 -	CA741CE	DIP-8 Single Op Amp	0.51
	570 -	CA741CT	TO-5 Single Op Amp	1.86
	570 -	LM741CH	TO-5 Single Op Amp	1.86
	570 -	LM741CN	DIP-8 Single Op Amp	0.51
	570 -	LM741H	TO-5 Single Op Amp	2.11
	570 -	LM741N	DIP-8 Single Op Amp	0.66
	592 -	BA14741	DIP-14 Quad Op Amp	0.73
♦	592 -	BA14741F	SO-14 Quad Op Amp	0.73
♦	511 -	UA748CD	SO-8 Single Bipolar OpAmp	0.55
	511 -	UA748CN	DIP-8 Single Bipolar OpAm	0.55
♦	511 -	UA776CD	SO-8 Single Bipolar OpAmp	0.76
	511 -	UA776CN	DIP-8 Single Bipolar OpAm	0.76
♦	511 -	UA776ID	SO-8 Single Bipolar OpAmp	0.92
	511 -	UA776IN	DIP-8 Single Bipolar OpAm	1.27
♦	511 -	LM833D	SO-8 Dual Bipolar Op Amp	0.62
	511 -	LM833N	DIP-8 Dual Bipolar Op Amp	0.62
♦	511 -	TS902ID	SO-14 Dual CMOS Op Amp	1.47
♦	511 -	TS3V902ID	SO-14 3V Dual Op Amp	1.15
	511 -	TS3V902IN	DIP-14 3V Dual Op Amp	1.15
♦	511 -	TS904ID	SO-16 Quad Op Amp	1.77
	511 -	TS904IN	DIP-16 Quad Op Amp	1.77
♦	511 -	TS3V904ID	SO-16 3V Quad Op Amp	1.56
	511 -	TS3V904IN	DIP-16 3V Quad Op Amp	1.56
	511 -	TS912IN	DIP-8 Dual CMOS Op Amp	1.22
	511 -	TS3V912IN	DIP-8 3V Dual Op Amp	1.08
♦	511 -	TS914ID	SO-14 Quad Op Amp	1.66
	511 -	TS914IN	DIP-14 Quad Op Amp	1.66
♦	511 -	TS3V914ID	SO-14 3V Quad Op Amp	1.63
	511 -	TS3V914IN	DIP-14 3V Quad Op Amp	1.63
♦	511 -	TEB1033D	SO-8 Dual Op Amp	1.08
	511 -	TEB1033N	DIP-8 Dual Op Amp	1.08
♦	511 -	LD1117DT25C	TO-252 + V Reg 0.8A 2.5V	0.83
♦	511 -	LD1117DT285C	TO-252 + V Reg 0.8A 2.85V	0.83
♦	511 -	LD1117DT30C	TO-252 + V Reg 0.8A 3.0V	0.83
♦	511 -	LD1117DT33C	TO-252 + V Reg 0.8A 3.3V	0.83
♦	511 -	LD1117DT50C	TO-252 + V Reg 0.8A 5.0V	0.83
	511 -	LD1117V25C	TO-220 + V Reg 0.8A 2.5V	0.83
	511 -	LD1117V285C	TO-220 + V Reg 0.8A 2.85V	0.83
	511 -	LD1117V30C	TO-220 + V Reg 0.8A 3.0V	0.83
	511 -	LD1117V33C	TO-220 + V Reg 0.8A 3.3V	0.83
	511 -	LD1117V50C	TO-220 + V Reg 0.8A 5.0V	0.83
	511 -	TDA1175P	DIP-16 Low Noise Vert Defl	2.53
	595 -	SG1402T	TO-100 Quad Multi	6.65
♦	511 -	MC1403D	SO-8 2.5V Precision Ref	1.73
	511 -	MC1403N	DIP-8 2.5V Precision Ref	1.73
♦	511 -	MC1458D	SO-8 Dual Op Amp	0.30
♦	511 -	MC1458ID	SO-8 Dual Bipolar Op Amp	0.41
	511 -	MC1458IN	DIP-8 Dual Bipolar Op Amp	0.41
	511 -	MC1458N	DIP-8 Dual Op Amp	0.30
	513 -	NJM1458D	DIP-8 Dual Op Amp	0.36
♦	513 -	NJM1458M	DMP-8 Dual Op Amp	0.36
	570 -	CA1458E	DIP-8 Dual Op Amp	0.57
	570 -	LM1458N	DIP-8 Dual Op Amp	0.57
♦	511 -	MC1488D	SO-14 RS232 Quad Driver	0.37
	511 -	MC1488P	DIP-14 RS232 Quad Driver	0.37
	511 -	MC1489AP	DIP-14 Quad Line Rcvr	0.37
♦	511 -	MC1489D	SO-14 Quad Line Rcvr	0.37
	511 -	MC1489P	DIP-14 Quad Line Rcvr	0.37
	570 -	CA1558E	DIP-8 Dual Op Amp	1.20
	570 -	CA1558T	TO-5 Dual Op Amp	2.11
	511 -	TDA1675A	TV Vert Defl Circuit	3.45
	511 -	TDA1910	10W 8 Ohm Audio Amp	3.45
	511 -	ULN2001A	DIP-16 NPN Dar Array	0.41
♦	511 -	ULN2001D1	SO-16 NPN Dar Array	0.41
	511 -	ULQ2001R	DIP-16 NPN Dar Array	0.94
	511 -	SG2001N	DIP-16 NPN Dar Array	0.99
	511 -	TDA2002H	Pentawatt 8W 14V Aud Am	2.07
	511 -	TDA2002V	Pentawatt 8W 14V Aud Am	1.96
	511 -	ULN2002A	DIP-16 NPN Dar Array	0.41
♦	511 -	ULN2002D1	SO-16 NPN Dar Array	0.41
	511 -	ULQ2002R	DIP-16 NPN Dar Array	0.94
	511 -	ULN2003A	DIP-16 NPN Dar Array	0.41
♦	511 -	ULN2003D1	SO-16 NPN Dar Array	0.41
	511 -	TDA2003H	Pentawatt 10W 14V Aud Am	2.14
	511 -	TDA2003V	Pentawatt 10W 14V Aud Am	2.07
	511 -	ULN2004A	DIP-16 NPN Dar Array	0.41
♦	511 -	ULN2004D1	SO-16 NPN Dar Array	0.41
	511 -	TEA2025B	DIP-16 2x23W Audio Amp	1.36
	511 -	TDA2040V	Pentawatt 20W 32V Aud Am	3.11
	511 -	ULN2064B	DIP-16 Quad 1.5A Dar	1.27
	511 -	ULN2065B	DIP-16 Quad 1.5A Dar	1.27

For quantities greater than listed call for quote

	MOUSER NO. Mfr.	Industry No.	Description	Price Each 1-99
	Linear Series (cont.)			
	511 -	ULN2066B	DIP-16 Quad 1.5A Dar	1.27
	511 -	ULN2067B	DIP-16 Quad 1.5A Dar	1.27
	511 -	ULN2068B	DIP-16 Quad 1.5A Dar	1.27
	513 -	NJM2068D	DIP-8 Dual Op Amp	0.95
	511 -	ULN2069B	DIP-16 Quad 1.5A Dar	1.27
	511 -	ULN2070B	DIP-16 Quad 1.5A Dar	1.27
	511 -	ULN2071B	DIP-16 Quad 1.5A Dar	1.27
	511 -	ULN2074B	DIP-16 Quad 1.5A Dar	1.27
	595 -	SG2074W	DIP-16 Quad 1.5A Dar	2.25
	511 -	ULN2075B	DIP-16 Quad 1.5A Dar	1.27
	511 -	ULN2076B	DIP-16 Quad 1.5A Dar	1.27
	511 -	ULN2077B	DIP-16 Quad 1.5A Dar	1.27
	570 -	CA2111AE	DIP-14 FM/IF Amp Lmtr	2.20
	513 -	NJM2211D	DIP-14 FSK Demod/Decodr	1.19
♦	513 -	NJM2211M	SO-14 FSK Demod/Decodr	1.19
	595 -	SG2503M	DIP-8 Prec 2.5V Ref	4.50
	595 -	SG2503Y	DIP-8 Prec 2.5V Ref	5.75
	511 -	SG2524N	DIP-16 Regulated PWM	0.81
♦	511 -	SG2524P	SO-16 Regulated PWM	0.81
	511 -	SG2525AN	DIP-16 Regulated PWM	0.81
♦	511 -	SG2525AP	SO-16 Regulated PWM	0.81
	511 -	SG2527AN	DIP-16 Regulated PWM	0.94
	595 -	SG2527AN	DIP-16 Regulated PWM	7.20
♦	595 -	SG2543DW	SO-16 Power Sup Supvr	7.85
	595 -	SG2549M	DIP-8 Current Sense Latch	5.05
	511 -	TDA2593	DIP-16 TV Horz Defl Ckt.	2.12
	595 -	SG2627J	DIP-14 Hi-Current Drvr	5.75
	511 -	ULN2801A	DIP-18 NPN Dar Array	0.62
	511 -	ULN2802A	DIP-18 NPN Dar Array	0.62
	511 -	ULN2803A	DIP-18 NPN Dar Array	0.62
	511 -	ULN2804A	DIP-18 NPN Dar Array	0.62
	511 -	ULN2805A	DIP-18 NPN Dar Array	0.62
♦	511 -	UC2842D	SO-14 Current Mode PWM	0.81
	511 -	UC2842N	DIP-8 Current Mode PWM	0.81
♦	511 -	UC2843D	SO-14 Current Mode PWM	0.81
	511 -	UC2843N	DIP-14 Current Mode PWM	0.81
♦	511 -	UC2844D	SO-14 Current Mode PWM	0.81
	511 -	UC2844N	DIP-14 Current Mode PWM	0.81
♦	511 -	UC2845D	SO-14 Current Mode PWM	0.81
	511 -	UC2845N	DIP-8 Current Mode PWM	0.81
♦	511 -	LM2901D	SO-14 Quad Comparator	0.39
	511 -	LM2901N	DIP-14 Quad Comparator	0.39
♦	513 -	NJM2901E	SO-14 Quad Comparator	0.41
	513 -	NJM2901N	DIP-14 Quad Comparator	0.36
♦	511 -	LM2902D	SO-14 Quad Bipolar OpAmp	0.39
	511 -	LM2902N	DIP-14 Quad Op Amp	0.39
♦	513 -	NJM2902E	SO-14 Quad Op Amp	0.50
	513 -	NJM2902N	DIP-14 Quad Op Amp	0.45
	570 -	LM2902N	DIP-14 Quad Op Amp	1.00
♦	511 -	LM2903D	SO-8 Dual Voltage Comp	0.39
	511 -	LM2903N	DIP-8 Dual Voltage Comp	0.39
	513 -	NJM2903D	DIP-8 Dual Comparator	0.29
♦	513 -	NJM2903E	SO-8 Dual Comparator	0.34
♦	511 -	LM2904D	SO-8 Dual Bipolar Op Amp	0.39
	511 -	LM2904N	DIP-8 Dual Op Amp	0.39
	513 -	NJM2904D	DIP-8 Dual Op Amp	0.32
♦	513 -	NJM2904E	SO-8 Dual Op Amp	0.36
	570 -	CA2904E	DIP-8 Dual Op Amp	0.89
	570 -	LM2904N	DIP-8 Dual Op Amp	0.89
	511 -	LM2930A	TO-220 .4A 5V Volt Reg	1.43
	513 -	NJM2930L05	TO-92 5V 100mA Volt Reg	0.38
	513 -	NJM2930L08	TO-92 8V 100mA Volt Reg	0.38
	511 -	LM2931A	TO-220 .4A 5V Volt Reg	1.66
	570 -	CA3010	TO-5 Widebnd GP Op Amp	6.79
	570 -	CA3014	TO-5 Amp-discriminator	4.24
	570 -	CA3015A	TO-5 Widebnd GP Op Amp	8.54
	570 -	CA3018A	TO-5 Trans Array	2.71
	570 -	CA3020A	TO-5 Wideband Pwr Amp	4.39
	570 -	CA3028A	TO-5 General Pur RF Amp	3.29
	570 -	CA3045	DIP-14 Transistor Array	7.08
	570 -	CA3046	DIP-14 Transistor Array	0.70
	570 -	CA3049T	TO-5 Differential Amp	5.41
	570 -	CA3059	DIP-14 Zero Voltage Switch	1.36
	570 -	CA3060E	DIP-16 Amplifier Array	5.14
	570 -	CA3068	TV Video IF System	3.30
	570 -	CA3071	Chroma Amp 2-Stage	5.50
	570 -	CA3072	TV Chroma System	5.92
	570 -	CA3078AS	DIL-8 Lo-Power Op Amp	4.64
	570 -	CA3078AT	TO-5 Micro-Power Op Amp	4.45
	570 -	CA3080E	DIP-8 Variable Op Amp	0.87
	570 -	CA3081	DIP-16 NPN Trans Array	0.75
	570 -	CA3082	DIP-16 NPN Trans Array	0.95
	570 -	CA3085	TO-5 Positive Voltage Reg	2.72
	570 -	CA3085A	TO-5 Positive Voltage Reg	3.20
	570 -	CA3085E	DIP-8 Positive Voltage Reg	1.78
	570 -	CA3086	DIP-14 NPN Trans Array	0.64
	570 -	CA3089E	DIP-16 FM IF System	1.39

Manufacturer	Prefix
EXL Semiconductor	333
Harris Semiconductor	570
NEC	551
NJR (JRC)	513

Linear IC's

3096 to 78M12

Manufacturer	Prefix
Rohm	592
SGS Thomson	511

♦ **Surface Mount Device**

For quantities greater than listed call for quote

	MOUSER NO. Mfr.	Industry No.	Description	Price Each 1-99
	Linear Series			
	570 -	CA3096CE	DIP-16 NPN/PNP Tran Ary	1.39
	570 -	CA3096E	DIP-16 NPN/PNP Tran Ary	2.75
	570 -	CA3098E	DIP-8 Prog Schmitt Trig	2.32
	570 -	CA3130AT	TO-5 BIMOS Op Amp	3.07
	570 -	CA3130E	DIP-8 BIMOS Op Amp	1.25
	570 -	CA3130S	TO-5 BIMOS Op Amp	2.27
	570 -	CA3135E	Luminance Processor	5.92
	570 -	CA3139E	TV Fine Tuning	6.77
	570 -	CA3140AE	DIP-8 BIMOS Op Amp	0.98
	570 -	CA3140AT	TO-5 BIMOS Op Amp	3.50
	570 -	CA3160S	TO-5 BIMOS Op Amp	2.11
	570 -	CA3160T	TO-5 BIMOS Op Amp	1.98
	570 -	CA3161E	DIP-16 Decoder/Driver	1.87
	570 -	CA3162E	DIP-16 A/D Converter	7.39
	570 -	CA3165E	DIP-8 Elec Switch Circ	3.52
	570 -	CA3170E	TV Chroma System	6.44
	570 -	CA3172E	TV Chroma Demod	6.03
	570 -	CA3183AE	DIP-16 NPN Tran Array	1.86
	595 -	SG3183N	NPN Transistor Array	1.55
	570 -	CA3194E	DIP-24PAL Lum/Chrma Pro	12.23
	570 -	CA3207E	DIP-22 BIMOS Sequn Drvr	9.65
	570 -	CA3208E	DIP-22 BIMOS Latch Drvr	9.10
	570 -	CA3223E	DIP-24 Horz/Vert Cntdn Sys	7.77
	570 -	CA3227E	DIP-16 Hi-Freq Array	3.82
	570 -	CA3240AE	DIP-8 BIMOS Op Amp	2.25
	570 -	CA3240AE1	DIP-14 BIMOS Op Amp	3.61
	570 -	CA3240E	DIP-8 BIMOS Op Amp	1.54
	570 -	CA3240E1	DIP-14 BIMOS Op Amp	2.23
	570 -	CA3246E	DIP-14 Hi-Freq Array	2.96
	570 -	CA3253E	DIP-24 Video Processor	9.17
	570 -	CA3255E	DIP-24 Sync Gen 50Hz	13.33
	570 -	CA3260E	DIP-8 Dual BIMOS Amp	1.98
	570 -	CA3260S	TO-5 BIMOS OpAmp Di-Cn	3.09
	570 -	CA3260T	TO-5 BIMOS Op Amp	2.96
	570 -	CA3262E	DIP-16 Quad-Gt Invt Drvr	3.48
	570 -	CA3290AE	DIP-14 Dual Voltage Comp	1.25
	570 -	LM3302N	DIP-14 Quad Voltage Comp	0.82
	511 -	MC3302N	DIP-14 Quad Voltage Comp	0.37
♦	511 -	MC3303D	SO-14 Quad Bipolar OpAmp	0.74
	511 -	MC3303N	DIP-14 Quad Bipolar OpAm	0.74
♦	511 -	MC33078D	SO-8 Dual Bipolar Op Amp	0.74
	511 -	MC33078N	DIP-8 Dual Bipolar Op Amp	0.74
♦	511 -	MC33079D	SO-14 Quad Bipolar OpAmp	1.01
	511 -	MC33079N	DIP-14 Quad Bipolar OpAm	1.01
	570 -	CA3310E	DIP-24 10 Bit A/D Cnvrt	14.43
♦	511 -	MC33171D	SO-8 Single Bipolar OpAmp	0.67
	511 -	MC33171N	DIP-8 Single Bipolar OpAmp	0.67
♦	511 -	MC33172D	SO-8 Single Bipolar OpAmp	0.97
	511 -	MC33172N	DIP-8 Single Bipolar OpAmp	0.97
♦	511 -	MC33174D	SO-14 Quad Bipolar OpAmp	1.27
	511 -	MC33174N	DIP-14 Quad Bipolar OpAm	1.27
	511 -	MC34001N	DIP-8 Single JFET Op Amp	0.55
♦	511 -	MC34002D	SO-8 Dual JFET Op Amp	0.58
	511 -	MC34002N	DIP-8 Dual JFET Op Amp	0.58
	511 -	MC34004N	DIP-14 Quad JFET Op Amp	0.83
	595 -	SG3402T	Quad Multiplier	2.90
♦	511 -	MC3403D	SO-14 Quad Bipolar OpAmp	0.60
	511 -	MC3403N	DIP-14 Quad Bipolar Op Am	0.60
	513 -	NJM3403AD	DIP-14 Single Op Amp	0.72
♦	513 -	NJM3403AM	DMP-14 Single Op Amp	0.72
	570 -	CA3450E	DIP-16 Hi-Spd Op Amp Drv	5.53
	595 -	SG3502N	Adj Dual Pol Reg	5.30
	595 -	SG3509N	Air Fault Detector	7.65
	511 -	SG3524N	DIP-16 Regulating PWM	0.71
♦	511 -	SG3524P	SO-16 Regulating PWM	0.71
	570 -	CA3524E	DIP-16 Reg Pulse Mode	0.87
	511 -	SG3525AN	DIP-16 Regulating PWM	0.71
♦	511 -	SG3525AP	SO-16 Regulating PWM	0.71
	511 -	SG3527AN	DIP-16 Regulating PWM	0.87
♦	511 -	SG3527AP	SO-16 Regulating PWM	0.87
	595 -	SG3540M	DIP-8 Off-Line Controller	2.25
	595 -	SG3548N	DIP-16 Quad Power Mon	4.50
	595 -	SG3626R	TO-66 Hi-Speed Mos Drv	6.55
	595 -	SG3626T	TO-99 Hi-Speed Mos Drv	3.40
♦	511 -	TS3702CD	SO-8 Dual CMOS Comp	0.67
	511 -	TS3702CN	DIP-8 Dual CMOS Comp	0.67
♦	511 -	TS3702ID	SO-8 Dual CMOS Comp	0.85
	511 -	TS3702IN	DIP-8 Dual CMOS Comp	0.85
♦	511 -	TS3704CD	SO-14 Quad CMOS Comp	0.99
	511 -	TS3704CN	DIP-14 Quad CMOS Comp	0.99
♦	511 -	TS3704ID	SO-14 Quad CMOS Comp	1.17
	511 -	TS3704IN	DIP-14 Quad CMOS Comp	1.17
	511 -	TS3V3704IN	DIP-14 3V Quad Volt Comp	0.74
	511 -	PBL3717A	DIP-16 Stepper Motor Drvr	2.02
	511 -	TEA3718DP	DIP-16 Stepper Motor Drvr	4.03
♦	511 -	UC3842D	SO-14 Current Mode PWM	0.74
	511 -	UC3842N	DIP-8 Current Mode PWM	0.74

For quantities greater than listed call for quote

	MOUSER NO. Mfr.	Industry No.	Description	Price Each 1-99
	Linear Series (cont.)			
♦	511 -	UC3843D	SO-14 Current Mode PWM	0.74
	511 -	UC3843N	DIP-8 Current Mode PWM	0.74
♦	511 -	UC3844D	SO-14 Current Mode PWM	0.74
	511 -	UC3844N	DIP-8 Current Mode PWM	0.74
♦	511 -	UC3845D	SO-14 Current Mode PWM	0.74
	511 -	UC3845N	DIP-8 Current Mode PWM	0.74
♦	511 -	TEB4033D	SO-14 Quad Op Amp	2.25
	511 -	TEB4033N	DIP-14 Quad Op Amp	2.25
♦	511 -	TEF4033D	SO-14 Quad Op Amp	4.25
	513 -	NJM4250D	DIP-8 Prog Op Amp	0.54
♦	513 -	NJM4250E	SO-8 Prog Op Amp	0.59
♦	333 -	KIA4558F	SO-8 Dual Op Amp	0.31
	333 -	KIA4558P	DIP-8 Dual Op Amp	0.31
♦	511 -	MC4558CD	SO-8 Dual Bipolar Op Amp	0.44
	511 -	MC4558CN	DIP-8 Dual Bipolar Op Amp	0.44
♦	511 -	MC4558ID	SO-8 Dual Bipolar Op Amp	1.10
	513 -	NJM4558D	DIP-8 Dual Op Amp	0.27
♦	513 -	NJM4558E	SO-8 Dual Op Amp	0.32
	592 -	BA4558	DIP-8 Dual Op Amp	0.31
♦	592 -	BA4558F	SO-8 Dual Op Amp	0.31
	333 -	KIA4559P	DIP-8 Low Pwr Op Amp	0.52
	513 -	NJM4559D	DIP-8 Low Pwr Op Amp	0.52
♦	513 -	NJM4560D	DIP-8 Wide Bndwdth Op Am	0.34
♦	513 -	NJM4560E	SO-8 Wide Bndwdth Op Am	0.36
	592 -	BA4560	DIP-8 Hi-Slew Rte Op Amp	0.31
	513 -	NJM4562D	DIP-8 Dual Op Amp	0.62
	511 -	L4805CV	TO-220 5V Low Drop 0.4A	1.79
	511 -	L4810CV	TO-220 10V Low Drop 0.4A	1.79
	511 -	L4812CV	TO-220 12V Low Drop 0.4A	1.79
	511 -	L4940V5	TO-220 5V Low Drop 1.5A	1.75
	511 -	L4940V10	TO-220 10V Low Drop 1.5A	1.75
	511 -	L4940V12	TO-220 12V Low Drop 1.5A	1.75
	511 -	L4940V85	TO-220 8.5V Low Drop 1.5A	1.75
♦	511 -	L4941BDT	TO-252 5V Low Drop 1.0A	1.68
	511 -	L4941BV	TO-220 5V Low Drop 1.0A	1.54
	511 -	L4945	TO-220 5V Low Drop 0.5A	2.39
	511 -	L4947	Pentawatt 5V Low Drp 0.5A	2.99
	513 -	NJM5532D	DIP-8 Dual Op Amp	0.56
♦	513 -	NJM5532M	DMP-8 Low Noise Op Amp	0.56
	513 -	NJM5534D	DIP-8 Low Noise Op Amp	0.45
♦	513 -	NJM5534M	DMP-8 Low Noise Op Amp	0.45
	333 -	KIA6003S	SIP-9 Differential Amp	0.87
	333 -	KIA6029Z	ZIP-16 Diff Peak Detector	1.74
	333 -	KIA6035P	DIP-20 AM Tuner Sys	2.26
	333 -	KIA6040P	DIP-16 AM/FM IF Sys	1.43
	333 -	KIA6057P	DIP-16 AM/FM IF Sys	1.50
	570 -	CA6078T	Micropwr Operational Amp	9.00
	511 -	L6203	Multi Full Bridge Driver	12.05
	511 -	L6210	DIP-16 Schottky Diode Arry	2.25
	511 -	L6219	DIP-24 Stepper Motor Drvr	4.03
	511 -	L6220	DIP-16 Quad Darlington Sw	2.12
	333 -	KIA6225P	DIP-8 Dual Preamp	0.68
	333 -	KIA6238P	DIP-16 Single Preamp	1.81
	333 -	KIA6278P	DIP-8 Single Power Amp	0.87
	551 -	UPD6307AGF	Flat-54 128 SEG 20V LCD	5.99
	551 -	UPD6308AGF	Flat-54 40 SEG LCD	5.57
	551 -	UPD6323AC	DIP-28 20 SEG 25V LCD	6.28
	551 -	UPD6951C	DIP-18 6-Bit 20MHz ADC	5.33
	513 -	NJU7001D	DIP-8 Low Pwr Op Amp	0.68
	513 -	NJU7002D	DIP-8 Low Pwr Op Amp	0.95
	513 -	NJU7004D	DIP-14 Low Pwr Op Amp	1.37
	513 -	NJU7021D	DIP-8 Low Pwr Op Amp	0.68
	513 -	NJU7022D	DIP-8 Low Pwr Op Amp	0.95
	513 -	NJU7024D	DIP-14 Low Pwr Op Amp	1.44
	513 -	NJU7031D	DIP-8 Low Pwr Op Amp	0.72
	513 -	NJU7032D	DIP-8 Low Pwr Op Amp	1.04
	513 -	NJU7034D	DIP-14 Low Pwr Op Amp	1.58
♦	513 -	NJU7201U15	SOT-89 1.5V 100mA V Reg	0.68
	513 -	NJU7201L15	TO-92 1.5V 100mA V Reg	0.45
♦	513 -	NJU7201U30	SOT-89 3.0V 100mA V Reg	0.68
	513 -	NJU7201L30	TO-92 3.0V 100mA V Reg	0.45
♦	513 -	NJU7201U50	SOT-89 5.0V 100mA V Reg	0.68
	513 -	NJU7201L50	TO-92 5.0V 100mA V Reg	0.45
♦	513 -	NJU7211U30	SOT-89 3.0V 100mA V Reg	0.63
♦	513 -	NJU7211U50	SOT-89 5.0V 100mA V Reg	0.63
	511 -	TDA7220	DIP-16 AM-FM Receiver	2.53
	511 -	ST7537HS1CFN	PLCC-28 2400 Baud Modem	10.80
	570 -	CA7611E	DIP-16 Vid IF Amp NPN	1.95
	513 -	NJU7660D	DIP-8 Voltage Converter	0.88
♦	513 -	NJU7660M	DMP-8 Voltage Converter	0.92
	513 -	NJU7662D	DIP-8 Voltage Converter	1.13
♦	513 -	NJU7662M	DMP-8 Voltage Converter	1.17
	513 -	NJM78L02A	TO-92 +V Reg 0.1A 2.6V	0.29
♦	513 -	NJM78L02UA	SOT-89 +V Reg 0.1A 2.6V	0.36
	333 -	ML78L05A	TO-92 +V Reg 150mA 5V	0.28
♦	511 -	L78L05ABD	SO-8 +V Reg 0.1A 5V	0.46
	511 -	L78L05ABZ	TO-92 + V Reg 0.1A 5V	0.32

For quantities greater than listed call for quote

	MOUSER NO. Mfr.	Industry No.	Description	Price Each 1-99
	Linear Series (cont.)			
♦	511 -	L78L05ACD	SO-8 + V Reg 0.1A 5V	0.30
	511 -	L78L05ACZ	TO-92 +V Reg 0.1A 5V	0.28
♦	511 -	L78L05CD	SO-8 +V Reg 0.1A 5V	0.28
	513 -	NJM78L05A	TO-92 +V Reg 0.1A 5V	0.29
♦	513 -	NJM78L05UA	SOT-89 +V Reg 0.1A 5V	0.36
	333 -	78L06BP	TO-92L +V Reg 150mA 6V	0.28
♦	333 -	78L06F	SOT-89 +V Reg 150mA 6V	0.36
♦	511 -	L78L06ACD	SO-8 +V Reg 0.1A 6V	0.30
	511 -	L78L06ACZ	TO-92 +V Reg 0.1A 6V	0.28
♦	511 -	L78L06CD	SO-8 +V Reg 0.1A 6V	0.28
	513 -	NJM78L06A	TO-92 +V Reg 0.1A 6V	0.29
♦	513 -	NJM78L06UA	SOT-89 +V Reg 0.1A 6V	0.36
	333 -	ML78L08A	TO-92 +V Reg 0.1A 8V	0.28
	333 -	78L08BP	TO-92 +V Reg 150mA 8V	0.28
♦	511 -	L78L08ABD	SO-8 +V Reg 0.1A 8V	0.46
	511 -	L78L08ABZ	TO-92 +V Reg 0.1A 8V	0.32
♦	511 -	L78L08ACD	SO-8 +V Reg 0.1A 8V	0.30
	511 -	L78L08ACZ	TO-92 +V Reg 0.1A 8V	0.28
♦	511 -	L78L08CD	SO-8 +V Reg 0.1A 8V	0.28
	513 -	NJM78L08A	TO-92 +V Reg 0.1A 8V	0.29
♦	513 -	NJM78L08UA	SOT-89 +V Reg 0.1A 8V	0.36
	333 -	ML78L09A	TO-92 +V Reg 0.1A 9V	0.28
♦	511 -	L78L09ACD	SO-8 +V Reg 0.1A 9V	0.30
	511 -	L78L09ACZ	TO-92 +V Reg 0.1A 9V	0.28
♦	511 -	L78L09CD	SO-8 +V Reg 0.1A 9V	0.28
	513 -	NJM78L09A	TO-92 +V Reg 0.1A 9V	0.29
♦	513 -	NJM78L09UA	SOT-89 +V Reg 0.1A 9V	0.36
	333 -	ML78L12A	TO-92 +V Reg 0.1A 12V	0.28
	333 -	78L12BP	TO-92L +V Reg 150mA 12V	0.28
♦	333 -	78L12F	SOT-89 +V Reg 150mA 12V	0.36
♦	511 -	L78L12ABD	SO-8 +V Reg 0.1A 12V	0.46
	511 -	L78L12ABZ	TO-92 +V Reg 0.1A 12V	0.32
♦	511 -	L78L12ACD	SO-8 +V Reg 0.1A 12V	0.30
	511 -	L78L12ACZ	TO-92 +V Reg 0.1A 12V	0.28
♦	511 -	L78L12CD	SO-8 +V Reg 0.1A 12V	0.28
	513 -	NJM78L12A	TO-92 +V Reg 0.1A 12V	0.29
♦	513 -	NJM78L12UA	SOT-89 +V Reg 0.1A 12V	0.36
	333 -	ML78L15A	TO-92 +V Reg 0.1A 15V	0.28
♦	333 -	78L15F	SOT-89 +V Reg 150mA 15V	0.36
♦	511 -	L78L15ACD	SO-8 +V Reg 0.1A 15V	0.32
	511 -	L78L15ACZ	TO-92 +V Reg 0.1A 15V	0.28
♦	511 -	L78L15CD	SO-8 +V Reg 0.1A 15V	0.28
	513 -	NJM78L15A	TO-92 +V Reg 0.1A 15V	0.29
♦	513 -	NJM78L15UA	SOT-89 +V Reg 0.1A 15V	0.36
	333 -	78L18BP	TO-92L +V Reg 150mA 18V	0.28
♦	333 -	78L18F	SOT-89 +V Reg 150mA 18V	0.36
	513 -	NJM78L18A	TO-92 +V Reg 0.1A 18V	0.29
♦	513 -	NJM78L18UA	SOT-89 +V Reg 0.1A 18V	0.36
	333 -	78L20BP	TO-92L +V Reg 150mA 20V	0.29
♦	333 -	78L20F	SOT-89 +V Reg 150mA 20V	0.36
	513 -	NJM78L20A	TO-92 +V Reg 0.1A 20V	0.29
♦	513 -	NJM78L20UA	SOT-89 +V Reg 0.1A 20V	0.36
	333 -	78L24BP	TO-92L +V Reg 150mA 24V	0.29
♦	333 -	78L24F	SOT-89 +V Reg 150mA 24V	0.36
	513 -	NJM78L24A	TO-92 +V Reg 0.1A 24V	0.29
♦	513 -	NJM78L24UA	SOT-89 +V Reg 0.1A 24V	0.36
♦	511 -	L78M05ABDT	TO-252 +V Reg 0.5A 5V	1.27
	511 -	L78M05ABV	TO-220 +V Reg 0.5A 5V	0.64
♦	511 -	L78M05ACDT	TO-252 +V Reg 0.5A 5V	0.64
♦	511 -	L78M05CDT	TO-252 +V Reg 0.5A 5V	0.55
	511 -	L78M05CP	Isowatt220 +V Reg 0.5A 5V	0.55
	511 -	L78M05CV	TO-220 +V Reg .5A 5V	0.46
	511 -	L78M05CX	SOT-82 +V Reg .5A 5V	0.37
	513 -	NJM78M05FA	TO-220F +V Reg 0.5A 5V	0.41
♦	511 -	L78M06ABDT	TO-252 +V Reg 0.5A 6V	1.27
	511 -	L78M06ABV	TO-220 +V Reg 0.5A 6V	0.64
♦	511 -	L78M06ACDT	TO-252 +V Reg 0.5A 6V	0.64
♦	511 -	L78M06CDT	TO-252 +V Reg 0.5A 6V	0.55
	511 -	L78M06CV	TO-220 +V Reg .5A 6V	0.46
	513 -	NJM78M06FA	TO-220F +V Reg 0.5A 6V	0.41
♦	511 -	L78M08ABDT	TO-252 +V Reg 0.5A 8V	1.27
	511 -	L78M08ABV	TO-220 +V Reg 0.5A 8V	0.64
♦	511 -	L78M08ACDT	TO-252 +V Reg 0.5A 8V	0.64
♦	511 -	L78M08CDT	TO-252 +V Reg 0.5A 8V	0.55
	511 -	L78M08CP	Isowatt220 +V Reg 0.5A 8V	0.55
	511 -	L78M08CV	TO-220 +V Reg .5A 8V	0.46
	513 -	NJM78M08FA	TO-220F +V Reg 0.5A 8V	0.41
♦	511 -	L78M09ABDT	TO-252 +V Reg 0.5A 9V	1.27
	511 -	L78M09ABV	TO-220 +V Reg 0.5A 9V	0.64
♦	511 -	L78M09ACDT	TO-252 +V Reg 0.5A 9V	0.64
♦	511 -	L78M09CDT	TO-252 +V Reg 0.5A 9V	0.55
	511 -	L78M09CV	TO-220 +V Reg 0.5A 9V	0.46
	513 -	NJM78M09FA	TO-220F +V Reg 0.5A 9V	0.41
♦	511 -	L78M10CDT	TO-252 +V Reg 0.5A 10V	0.55
	511 -	L78M10CV	TO-220 +V Reg 0.5A 10V	0.46
♦	511 -	L78M12ABDT	TO-252 +V Reg 0.5A 12V	1.27
	511 -	L78M12ABV	TO-220 +V Reg 0.5A 12V	0.64

Manufacturer	Prefix
EXL Semiconductor	333
NEC	551
NJR (JRC)	513

Linear IC's

78M12 to 75464

Manufacturer	Prefix
Rohm	592
SGS Thomson	511

SGS-THOMSON MICROELECTRONICS ROHM JRC NEC

♦ **Surface Mount Device**

For quantities greater than listed call for quote

	MOUSER NO. Mfr.	Industry No.	Description	Price Each 1-99
	Linear Series (cont.)			
♦	511 -	L78M12ACDT	TO-252 +V Reg 0.5A 12V	0.64
♦	511 -	L78M12CDT	TO-252 +V Reg 0.5A12V	0.55
	511 -	L78M12CP	Isowatt220 +VReg 0.5A 12V	0.55
	511 -	L78M12CV	TO-220 +V Reg .5A 12V	0.46
	511 -	L78M12CX	SOT-82 +V Reg .5A 12V	0.37
	513 -	NJM78M12FA	TO-220F +V Reg 0.5A 12V	0.41
	511 -	L78M15ABV	TO-220 +V Reg 0.5A 15V	0.64
♦	511 -	L78M15CDT	TO-252 +V Reg 0.5A 15V	0.55
	511 -	L78M15CV	TO-220 +V Reg .5A 15V	0.58
	513 -	NJM78M15FA	TO-220F +V Reg 0.5A 15V	0.41
	511 -	L78M18CV	TO-220 +V Reg .5A 18V	0.46
	513 -	NJM78M18FA	TO-220F +V Reg 0.5A 18V	0.41
	511 -	L78M20CV	TO-220 +V Reg .5A 20V	0.46
	513 -	NJM78M20FA	TO-220F +V Reg 0.5A 20V	0.41
♦	511 -	L78M24CDT	TO-252 +V Reg 0.5A 24V	0.55
	511 -	L78M24CV	TO-220 +V Reg .5A 24V	0.46
	513 -	NJM78M24FA	TO-220F +V Reg 0.5A 24V	0.41
	511 -	L78S05CT	TO-3 +V Reg 2A 5V	1.68
	511 -	L78S05CV	TO-220 +V Reg 2A 5V	0.53
	511 -	L78S09CT	TO-3 +V Reg 2A 9V	1.68
	511 -	L78S09CV	TO-220 +V Reg 2A 9V	0.53
	511 -	L78S10CT	TO-3 +V Reg 2A 10V	1.68
	511 -	L78S10CV	TO-220 +V Reg 2A 10V	0.53
	333 -	78S12P	TO-92 + V Reg 100mA 12V	0.48
	511 -	L78S12CT	TO-3 +V Reg 2A 12V	1.68
	511 -	L78S12CV	TO-220 +V Reg 2A 12V	0.53
	333 -	78S15P	TO-92 +V Reg 100mA 15V	0.48
	511 -	L78S15CT	TO-3 +V Reg 2A 15V	1.68
	511 -	L78S15CV	TO-220 +V Reg 2A 15V	0.53
	511 -	L78S18CT	TO-3 +V Reg 2A 18V	1.84
	511 -	L78S18CV	TO-220 +V Reg 2A 18V	0.67
	333 -	78S20P	TO-92 +V Reg 100mA 20V	0.48
	333 -	78S24P	TO-92 +V Reg 100mA 24V	0.48
	511 -	L78S24CT	TO-3 +V Reg 2A 24V	1.68
	511 -	L78S24CV	TO-220 +V Reg 2A 24V	0.53
	511 -	L78S75CV	TO-220 +V Reg 2A 7.5V	0.55
	333 -	7805PI	TO-220IS +V Reg 1A 5V	0.49
	511 -	L7805ABV	TO-220 +V Reg 1A 5V	0.71
	511 -	L7805ACV	TO-220 +V Reg 1A 5V	0.53
	511 -	L7805CP	Isowatt220 +V Reg 1.5A 5V	0.55
	511 -	L7805CT	TO-3 +V Reg 1A 5V	1.47
	511 -	L7805CV	TO-220 +V Reg 1.5A 5V	0.46
	513 -	NJM7805FA	TO-220F +V Reg 1.5A 5V	0.50
	333 -	7806PI	TO-220IS +V Reg 1A 6V	0.49
	511 -	L7806CP	Isowatt220 +V Reg 1.5A 6V	0.55
	511 -	L7806CV	TO-220 +V Reg 1.5A 6V	0.46
	513 -	NJM7806FA	TO-220F +V Reg 1.5A 6V	0.50
	333 -	7808PI	TO-220IS +V Reg 1A 8V	0.49
	511 -	L7808ABV	TO-220 +V Reg 1A 8V	0.71
	511 -	L7808ACV	TO-220 +V Reg 1A 8V	0.53
	511 -	L7808CP	Isowatt220 +V Reg 1.5A 8V	0.55
	511 -	L7808CT	TO-3 +V Reg 1.5A 8V	1.47
	511 -	L7808CV	TO-220 +V Reg 1.5A 8V	0.46
	513 -	NJM7808FA	TO-220F +V Reg 1.5A 8V	0.50
	333 -	ML7809A	TO-220 +V Reg 1.0A 9V	0.49
	333 -	7809PI	TO-220IS +V Reg 1.0A 9V	0.49
	511 -	L7809ACV	TO-220 +V Reg 1A 9V	0.53
	511 -	L7809CP	TO-220IS +V Reg 1A 9V	0.55
	511 -	L7809CV	TO-220 +V Reg 1A 9V	0.46
	513 -	NJM7809FA	TO-220F +V Reg 1.5A 9V	0.50
	333 -	ML7812A	TO-220 +V Reg 1.0A 12V	0.49
	333 -	7812PI	TO-220IS +V Reg 1A 12V	0.49
	511 -	L7812ABV	TO-220 +V Reg 1A 12V	0.71
	511 -	L7812ACV	TO-220 +V Reg 1A 12V	0.53
	511 -	L7812CP	Isowatt220 +VReg 1.5A 12V	0.55
	511 -	L7812CT	TO-3 +V Reg 1.5A 12V	1.47
	511 -	L7812CV	TO-220 +V Reg 1.5A 12V	0.46
	513 -	NJM7812FA	TO-220F +V Reg 1.5A 12V	0.50
	595 -	SG7812AR	TO-66 +V Reg 12V	19.15
	595 -	SG7812R	TO-66 +V Reg 12V	16.55
	333 -	ML7815A	TO-220 +V Reg 1.0A 15V	0.49
	333 -	7815PI	TO-220IS +V Reg 1A 15V	0.49

For quantities greater than listed call for quote

	MOUSER NO. Mfr.	Industry No.	Description	Price Each 1-99
	Linear Series (cont.)			
	511 -	L7815ABV	TO-220 +V Reg 1A 15V	0.71
	511 -	L7815ACV	TO-220 +V Reg 1A 15V	0.53
	511 -	L7815CP	Isowatt220 +VReg 1.5A 15V	0.55
	511 -	L7815CT	TO-3 +V Reg 1.5A 15V	1.47
	511 -	L7815CV	TO-220 +V Reg 1.5A 15V	0.46
	513 -	NJM7815FA	TO-220F +V Reg 1.5A 15V	0.50
	333 -	ML7818A	TO-220 +V Reg 1.0A 18V	0.49
	333 -	7818PI	TO-220IS +V Reg 1A 18V	0.49
	511 -	L7818ABV	TO-220 +V Reg 1A 18V	0.71
	511 -	L7818ACV	TO-220 +V Reg 1A 18V	0.53
	511 -	L7818CT	TO-3 +V Reg 1.5A 18V	1.47
	511 -	L7818CV	TO-220 +V Reg 1.5A 18V	0.46
	513 -	NJM7818FA	TO-220F +V Reg 1.5A 18V	0.50
	595 -	SG7818AK	TO-3 +V Reg 18V	19.05
	595 -	SG7818CT	TO-39 +V Reg 18V	3.05
	333 -	7820PI	TO-220IS +V Reg 1A 20V	0.50
	511 -	L7820ACV	TO-220 +V Reg 1A 20V	0.53
	511 -	L7820CT	TO-3 +V Reg 1.5A 20V	1.37
	511 -	L7820CV	TO-220 +V Reg 1.5A 20V	0.46
	513 -	NJM7820FA	TO-220F +V Reg 1.5A 20V	0.50
	333 -	ML7824A	TO-220 +V Reg 1.0A 24V	0.49
	333 -	7824PI	TO-220IS +V Reg 1A 24V	0.50
	511 -	L7824ACV	TO-220 +V Reg 1A 24V	0.53
	511 -	L7824CT	TO-3 +V Reg 1.5A 24V	1.47
	511 -	L7824CV	TO-220 +V Reg 1.5A 24V	0.46
	513 -	NJM7824FA	TO-220F +V Reg 1.5A 24V	0.50
	595 -	SG7824AK	TO-3 +V Reg 24V	19.05
	595 -	SG7824AT	TO-3 +V Reg 24V	18.20
	595 -	SG7824CT	TO-39 +V Reg 24V	3.05
	595 -	SG7824K	TO-39 +V Reg 24V	11.05
	511 -	L7885CV	TO-220 +V Reg 1.5A 8.5V	0.46
	511-	L79L05ACZ	TO-92 -V Reg 0.1mA 5V	0.32
	513 -	NJM79L05A	TO-92 -V Reg 100mA 5V	0.32
	513 -	NJM79L05UA	SOT-89 -V Reg 100mA 5V	0.38
♦	513 -	NJM79L06A	TO-92 -V Reg 100mA 6V	0.32
	513 -	NJM79L06UA	SOT-89 -V Reg 100mA 6V	0.38
♦	513 -	NJM79L08A	TO-92 -V Reg 100mA 8V	0.32
	513 -	NJM79L08UA	SOT-89 -V Reg 100mA 8V	0.38
♦	333 -	ML79L09A	TO-92 -V Reg 0.1A 9V	0.31
	513 -	NJM79L09A	TO-92 -V Reg 100mA 9V	0.32
	513 -	NJM79L09UA	SOT-89 -V Reg 100mA 9V	0.38
♦	511 -	L79L12ACZ	TO-92 -V Reg 100mA 12V	0.32
	513 -	NJM79L12A	TO-92 -V Reg 100mA 12V	0.32
	513 -	NJM79L12UA	SOT-89 -V Reg 100mA 12V	0.38
♦	333 -	ML79L15A	TO-92 -V Reg 0.1A 15V	0.31
	513 -	NJM79L15A	TO-92 -V Reg 100mA 15V	0.32
	513 -	NJM79L15UA	SOT-89 -V Reg 100mA 15A	0.38
♦	333 -	ML79L18A	TO-92 -V Reg 0.1A 18V	0.31
	513 -	NJM79L18A	TO-92 -V Reg 100mA 18V	0.32
	513 -	NJM79L18UA	SOT-89 -V Reg 100mA 18V	0.38
♦	333 -	ML79L24A	TO-92 -V Reg 0.1A 24V	0.31
	513 -	NJM79L24A	TO-92 -V Reg 100mA 24V	0.32
	513 -	NJM79L24UA	SOT-89 -V Reg 100mA 24V	0.38
♦	513 -	NJM79M05FA	TO-220F -V Reg 500mA 5V	0.52
	513 -	NJM79M06FA	TO-220F -V Reg 500mA 6V	0.52
	513 -	NJM79M08FA	TO-220F -V Reg 500mA 8V	0.52
	513 -	NJM79M09FA	TO-220F -V Reg 500mA 9V	0.52
	513 -	NJM79M12FA	TO-220F -VReg 500mA 12V	0.52
	513 -	NJM79M15FA	TO-220F -VReg 500mA 15V	0.52
	513 -	NJM79M18FA	TO-220F -VReg 500mA 18V	0.52
	513 -	NJM79M24FA	TO-220F -VReg 500mA 24V	0.52
	511 -	L7905ACV	TO-220 -V Reg 1.5A 5V	0.53
	333 -	ML7905A	TO-220 -V Reg 1.0A 5V	0.53
	511 -	L7905CP	Isowatt220 -V Reg 1.5A 5V	0.60
	511 -	L7905CT	TO-3 -V Reg 1.5A 5V	1.66
	511 -	L7905CV	TO-220 -V Reg 1.5A 5V	0.53
	513 -	NJM7905FA	TO-220F -V Reg 1.5A 5V	0.61
	511 -	L7952ACV	TO-220 -V Reg 1.5A 5.2V	0.53
	511 -	L7952CV	TO-220 -V Reg 1.5A 5.2V	0.55
	595 -	SG7905.2K	TO-3 -V Reg 1.5A 5.2V	8.95
	333 -	ML7906A	TO-220 -V Reg 1.0A 6V	0.53
	511 -	L7906CV	TO-220 -V Reg 1.5A 6V	0.53

For quantities greater than listed call for quote

	MOUSER NO. Mfr.	Industry No.	Description	Price Each 1-99
	Linear Series (cont.)			
	513 -	NJM7906FA	TO-220F -V Reg 1.5A 6V	0.61
	333 -	ML7908A	TO-220 -V Reg 1.0A 8V	0.53
	511 -	L7908ACV	TO-220 -V Reg 1.5A	0.53
	511 -	L7908CT	TO-3 -V Reg 1.5A 8V	1.79
	511 -	L7908CV	TO-220 -V Reg 1.5A 8V	0.53
	513 -	NJM7908FA	TO-220F -V Reg 1.5A 8V	0.61
	595 -	SG7908AT	TO-39 -V Reg 1.5A 8V	23.80
	595 -	SG7908K	TO-3 -V Reg 1.5A 8V	15.30
	333 -	ML7909A	TO-220 -V Reg 1.0A 9V	0.53
	513 -	NJM7909FA	TO-220F -V Reg 1.5A 9V	0.61
	333 -	ML7912A	TO-220 -V Reg 1.0A 12V	0.53
	511 -	L7912ACV	TO-220 -V Reg 1.5A 12V	0.53
	511 -	L7912CP	Isowatt220 -V Reg 1.5A 12V	0.55
	511 -	L7912CT	TO-3 -V Reg 1.5A 12V	1.66
	511 -	L7912CV	TO-220 -V Reg 1.5A 12V	0.53
	513 -	NJM7912FA	TO-220F -V Reg 1.5A 12V	0.61
	595 -	SG7912AK	TO-3 -V Reg 1.5A 12V	7.20
	595 -	SG7912K	TO-3 -V Reg 1.5A 12V	4.05
	333 -	ML7915A	TO-220 -V Reg 1.0A 15V	0.53
	511 -	L7915ACV	TO-220 -V Reg 1.5A 15V	0.46
	511 -	L7915CT	TO-3 -V Reg 1.5A 15V	1.66
	511 -	L7915CV	TO-220 -V Reg 1.5A 15V	0.53
	513 -	NJM7915FA	TO-220F -V Reg 1.5A 15V	0.61
	595 -	SG7915AK	TO-3 -V Reg 1.5A 15V	7.20
	595 -	SG7915R	TO-66 -V Reg 1.5A 15V	18.70
	333 -	ML7918A	TO-220 -V Reg 1.0A 18V	0.53
	511 -	L7918CT	TO-3 -V Reg 1.5A 18V	1.66
	511 -	L7918CV	TO-220 -V Reg 1.5A 18V	0.53
	513 -	NJM7918FA	TO-200F -V Reg 1.5A 18V	0.61
	595 -	SG7918AK	TO-3 -V Reg 1.5A 18V	25.50
	595 -	SG7918CT	TO-39 -V Reg 1.5A 18V	3.95
	511 -	L7920CT	TO-3 -V Reg 1.5A 20V	1.79
	511 -	L7920CV	TO-220 -V Reg 1.5A 20V	0.53
	333 -	ML7924A	TO-220 -V Reg 1.0A 24V	0.53
	511 -	L7924CT	TO-3 -V Reg 1.5A 24V	1.66
	511 -	L7924CV	TO-220 -V Reg 1.5A 24V	0.53
	513 -	NJM7924FA	TO-220F -V Reg 1.5A 24V	0.61
	513 -	NJU9201BD	DIP-40 3 1/2 Digit A/D Conv	3.22
	513 -	NJU9201BM	SO-42 3 1/2 Digit A/D Conv	6.44
	513 -	NJU9202BD	DIP-40 3 1/2 Digit A/D Conv	3.51
♦	513 -	NJU9202BM	SO-42 3 1/2 Digit A/D Conv	7.18
	513 -	NJU9203BD	DIP-40 3 1/2 Digit A/D Conv	3.38
♦	513 -	NJU9203BM	SO-42 3 1/2 Digit A/D Conv	7.02
	513 -	NJU9204BD	DIP-40 3 1/2 Digit A/D Conv	3.40
♦	513 -	NJU9204BM	SO-42 3 1/2 Digit A/D Conv	7.02
	511 -	L9822	Multi Octal Side Driver	8.86
♦	592 -	BA10324	DIP-14 Quad Op Amp	0.53
	592 -	BA10324A	DIP-14 Quad Op Amp	0.48
	592 -	BA10324AF	SO-14 Quad Op Amp	0.48
	592 -	BA10339	DIP-14 Quad Comp	0.39
♦	592 -	BA10339F	SO-14 Quad Comp	0.39
	592 -	BA10358	DIP-8 Low Power Dual Op	0.48
♦	592 -	BA10358F	SO-8 Low Power Dual Op	0.34
	592 -	BA10358N	SIP-8 Dual Op Amp	0.39
♦	592 -	BA10393	DIP-8 Dual Comparator	0.31
	592 -	BA10393F	SO-8 Dual Volt Comparator	0.31
	592 -	BA10393N	SIP-8 Dual Volt Comparator	0.34
♦	592 -	BA14741	DIP-14 Quad Op Amp	0.73
	592 -	BA14741F	SO-14 Quad Op Amp	0.73
	592 -	BA15218	DIP-8 Dual Op Amp	0.34
♦	592 -	BA15218F	SO-8 Dual Op Amp	0.36
	592 -	BA15532	DIP-8 Dual Low Noise Op	0.84
♦	595 -	SG29055AP	Low Dropout Dual Reg	3.40
	595 -	SG29085P	Low Dropout Dual Reg	3.05
	595 -	SG55453BY	Dual Peripheral Driver	1.80
	595 -	SG55461Y	Dual Peripheral Driver	2.05
	595 -	SG55471Y	Dual Peripheral Driver	2.35
	333 -	KID65001AP	DIP-16 Darlington Driver	0.62
	333 -	KID65002AP	DIP-16 Darlington Driver	0.62
	551 -	UPD72030G	Single 5V Logic PS	21.63
	595 -	SG75463Y	Dual Peripheral Driver	1.60
	595 -	SG75464Y	Dual Peripheral Driver	1.60

CEL California Eastern Laboratories SILICON MMIC'S (Monolithic Microwave Integrated Circuits) Electrical Characteristics (TA=25°C)

For quantities greater than listed, call for quote.

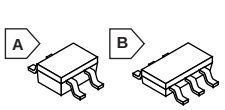

SOT-143 SOT-26

For additional RF and Microwave products see page 30.

	MOUSER STOCK NO.	Fig.	Description	Freq. Range @ 3dB Down TYP (MHz)	VCC (V)	Icc (mA) MIN	Icc (mA) TYP	Icc (mA) MAX	NF (dB) TYP	Gain (dB) MIN	Gain (dB) TYP	Gain (dB) MAX	RLIN TYP (dB)	RLOUT TYP (dB)	P1B TYP (dBm)	ISOL TYP (dB)	Price Each 1	Price Each 100	Price Each 500
♦	551-UPC1675G	A	Gen. purpose amp.	1900	5	12	17	22	5.5	10	12	14	12	11	+0.7	25	.90	.80	.75
♦	551-UPC1676G	A	Low noise amplifier	1200	5	14	19	24	4.5	19	22	24	12	9	+2.7	28	1.05	.90	.85
♦	551-UPC1688G	A	Wide-band amplifier	1100	5	14	19	24	4.0	18	21	23	13	13	+0.1	27	1.05	.90	.85
♦	551-UPC2708T	B	Wide-band amplifier	2900	5	20	26	33	6.5	13	15	18.5	11	20	+9.2	23	1.55	1.40	1.25
♦	551-UPC2709T	B	Wide-band amplifier	2300	5	19	25	32	5.0	21	23	26.5	10	10	+8.7	31	1.40	1.30	1.15
♦	551-UPC2710T	B	Wide-band amplifier	1000	5	16	22	29	3.5	30	33	36.5	6	12	+10.8	39	1.95	1.75	1.55
♦	551-UPC2711T	B	Wide-band amplifier	2900	5	9	12	15	5.0	11	13	16.5	25	12	-2.6	30	1.40	1.30	1.15
♦	551-UPC2712T	B	Wide-band amplifier	2600	5	9	12	15	4.5	18	20	23.5	12	13	-0.4	33	1.40	1.30	1.15
♦	551-UPC2713T	B	Wide-band amplifier	1200	5	9	12	15	3.2	26	29	33	13	9	+0.3	40	1.70	1.50	1.35

Manufacturer	Prefix
Harris Semiconductor	570

Intersil IC's

HARRIS

♦ Surface Mount Device

For quantities greater than listed call for quote

MOUSER NO. Mfr.	Industry No.	Description	Price Each 1-99
Intersil Series			
570 -	AD590JH	TO-52 Temp Transducer	3.34
570 -	AD7523JN	DIP-16 D/A Converter	3.59
570 -	ADC804LCN	DIP-20 A/D Converter	3.73
570 -	DG201BK	DIP-16 G/P Analog Switch	6.04
570 -	DG201CJ	DIP-16 G/P Analog Switch	3.59
570 -	DG211CJ	DIP-16 G/P Analog Switch	2.37
570 -	DG212CJ	DIP-16 G/P Analog Switch	2.36
570 -	ICL232CPE	DIP-16 DualRecvr/Transmit	2.84
570 -	7104-14CPL	DIP-40 A/D Converter	44.37
570 -	ICL710416CPL	DIP-40 A/D Converter	44.16
570 -	ICL7106CPL	DIP-40 A/D Conv/Driver	5.05
570 -	ICL7107CPL	DIP-40 A/D Conv/Driver	5.42
570 -	ICL7109CPL	DIP-40 A/D Converter	7.94
570 -	ICL7116CPL	DIP-40 A/D Conv/Driver	6.38
570 -	ICL7135CPI	DIP-28 A/D Conv/BCD	8.75
570 -	ICL7136CPL	DIP-40 A/D Converter	7.65
570 -	ICL7611BCPA	DIP-8 Low-Power Op Amp	2.27
570 -	ICL7611BMTV	TO-99 Low-Power Op Amp	6.38
570 -	ICL7621BCPA	DIP-8 G/P Operational Amp	4.66
570 -	ICL7621DCPA	DIP-8 G/P Operational Amp	1.29

For quantities greater than listed call for quote

MOUSER NO. Mfr.	Industry No.	Description	Price Each 1-99
Intersil Series (cont.)			
570 -	ICL7641ECPD	DIP-14 G/P Operationl Amp	2.23
570 -	7650SCPA1	DIP-8 Super Chop Op Amp	2.84
570 -	ICL7660CBA	SO-8 Volt Converter	1.86
570 -	ICL7660CPA	DIP-8 Volt Converter	1.79
570 -	7660SCPA	DIP-8 Super Volt Converter	1.93
570 -	ICL7662CPA	DIP-8 Volt Converter	2.37
570 -	7663SCPA	DIP-8 Super Prog. Volt Reg	2.68
570 -	7665SCPA	DIP-8 Super Volt Detector	2.96
570 -	ICL7667CPA	DIP-8 Dual Power Driver	2.04
570 -	8038CCPD	DIP-14 Waveform Generatr	4.14
570 -	ICL8038CCJD	DIP-14 Volt Controlled Osc	5.38
570 -	8052CPD	DIP-14 14-bit A/D Convertr	11.58
570 -	ICL8069CCSQ	TO-52 Low-V 2-pin Refer	2.89
570 -	8069CCZR	TO-92 Low Volt Reference	2.00
570 -	ICL8069CMSQ	TO-52 Low-V 2-pin Refer	6.23
570 -	ICL8069DCSQ	TO-52 Low-V 2-pin Refer	2.00
570 -	ICL8069DCZR	TO-92 Low-V 2-pin Refer	1.45
570 -	ICL8069DMSQ	TO-52 Low-V 2-pin Refer	5.16
570 -	ICL8211CPA	DIP-8 Prog Volt Detector	1.79
570 -	ICL8212CPA	DIP-8 Prog Volt Detector	1.79

For quantities greater than listed call for quote

MOUSER NO. Mfr.	Industry No.	Description	Price Each 1-99
Intersil Series (cont.)			
570 -	ICM7170IPG	DIP-24 Real Time Clock	14.20
570 -	ICM7209IPA	DIP-8 Time Base Generator	4.82
570 -	ICM7211AMIPL	DIP-40 Display Driver	3.70
570 -	ICM7212AMIPL	DIP-40 Display Driver	4.32
570 -	ICM7217AIPI	DIP-28 Timer/Counter	9.83
570 -	ICM7217IJI	DIP-28 Timer/Counter	11.11
570 -	ICM7218AIJI	DIP-28 Display Driver	6.88
570 -	ICM7218BIJI	DIP-28 Display Driver	7.60
570 -	ICM7218CIJI	DIP-28 Display Driver	6.88
570 -	ICM7224IPL	DIP-40 Timer/Counter	10.93
570 -	7226AIJL	DIP-40 8-Digit Counter	34.62
570 -	ICM7555IPA	DIP-8 Timer/Counter	0.61
570 -	ICM7556IPD	DIP-14 Dual Timer/Counter	1.29
570 -	IH5010CPD	DIP-14 Virt Ground Switch	5.92
570 -	IH5018CPA	DIP-8 Virt Ground Switch	6.20
570 -	IH5020CPA	DIP-8 Virt Ground Switch	5.81
570 -	IH5043CPE	DIP-16 CMOS Analog Sw	5.37
570 -	IM6654IJG	DIP-24 512x8 UV-EPROM	20.69

VOLTAGE REGULATOR IC KIT

- 72 pieces
- 18 different devices
- Fully assembled and keyed

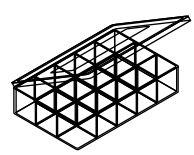

MOUSER STOCK NO.	Description	Price Each
370-VRG-1	**4 Each:** 7805, 7805A, 78S05, 78M05, 7905, 7808, 7908, 7812, 7812A, 78S12, 7912, 7815A, 7915A, 7818, 7918, LM317T, LM337SP and LM723CN	59.95

LINEAR IC KIT

- 72 pieces
- 18 different devices
- Fully assembled and keyed
  Packaged in a sturdy, conductive, plastic storage box

MOUSER STOCK NO.	Description	Price Each
370-LIN-1	**5 Each:** LM311, LM324, LM339, LF353, LM358, LM393, NE555, NE556, MC1488, MC1489, ULN2003A **3 Each:** LF347, LF356, LM741, LM1458, CA3130, CA3140, CA3059	69.95

1997 IC MASTER

The all new 1997 IC Master is a functional and numerical search guide to 125,000 commercially available intergrated circuits, including over 13,000 new ICs. The Alternate Source Directory section lists 120,000 devices, cross-referenced and verified for fit, form, and function. This edition features hundreds of new and updated manufacturer supplied data pages. It also includes a complete Manufacturers & Distributors Directory.

Features:

- Pinout and package data for over 85,000 devices is available to subscribers on the World Wide Web at http://icmaster.com
- 1,000 new listings in Linear
- 2,100 new listings in Memory
- 1,200 new listings in Digital
- 250 new Processors / Controllers
- Alternate source directory expanded with a complete list of over 9,000 NTE parts
- Application note directory includes more than 4,400 notes, with hundreds of new application notes



13,000 New Devices
Parameter search data on a total of more than 120,000 commercially available IC's.

Expanded Sections and All New Data

Book (3-Volume Set)

MOUSER STOCK NO.	Price Each
5872-ICM-97	185.00

1997 IC MASTER ALTERNATE SOURCE DIRECTORY

This MS-DOS PC-based version of the world famous Alternate Source Directory Section from the IC Master is designed for frequent users of the ASD Section. It lists 120,000 current and discontinued devices, cross-referenced and verified for fit, form, and function. The database can be customized by adding or deleting device listings, and by adding comments to any listing. (THIS SET OF DISKS DOES NOT CONTAIN TECHNICAL SPECIFICATIONS OR DATA SHEETS).

ICMASD Software

MOUSER STOCK NO.	Disk Type	Price Each
5872-ASD-97/350	3.5"	179.50

Computer Requirements:

- Requires an IBM PC/XT/AT or compatible computer with a hard disk drive
- Must have 640K RAM with 14 MB of disk space available
- EGA or VGA display
- Requires MS-DOS 3.x or higher
- Is available on single 3-1/2"

1997 IC MASTER CD-ROM FOR WINDOWS

This new and expanded 1997 IC Master CD-ROM for Windows contains hundreds of manufacturer supplied data pages, the world famous IC Master Alternate Source Directory, the entire IC Master Directory of IC Manufacturers' Data Pages, and the complete IC Master Manufacturers & Distributors Directory. CD-ROM for Windows provides easy direct access to the entire IC Master database. In addition to pin-out and packaging information, it also features keyword and category searches, high speed sort, and zoom capability for the Part Number Guide and the manufacturers' data pages.

Computer Requirements:

- Requires an IBM 386 or higher
- Hard disk drive with 5MB available
- Must have 640K RAM
- ISO9660 CD-ROM reader
- VGA display
- Requires Windows 3.1 or higher
- Microsoft CD-ROM Extensions 2.0 or higher (MSCDEX)
- Printing requires HP Laserjet or compatible for data pages

ICMASD Software

MOUSER STOCK NO.	Price Each
5872-CDROM-97	235.00

ECS INC. INTERNATIONAL Microprocessor Crystals

HC-33

For quantities greater than listed, call for quote.

MOUSER STOCK NO.	Fig.	Frequency (MHz)	Load Cap.	Price Each 1	Price Each 10
520-HCB200-S	A	2.000000	Series	4.39	3.64

HC-49/U

For quantities greater than listed, call for quote.

520-HCA100-13	B	1.000000	13pf	10.02	8.59
520-HCA184-13	B	1.843200	13pf	2.46	2.11
520-HCA184-S	B	1.843200	Series	2.46	2.11
520-HCA200-20	B	2.000000	20pf	2.46	2.11
520-HCA200-S	B	2.000000	Series	2.46	2.11
520-HCA204-12	B	2.048000	12pf	2.46	2.11
520-HCA245-32	B	2.457600	32pf	2.21	1.90
520-HCA250-S	B	2.500000	Series	2.21	1.90
520-HCA300-S	B	3.000000	Series	2.60	2.23
520-HCA327-17	B	3.276800	17pf	1.18	1.01
520-HCA357-17	B	3.579545	17pf	1.23	1.06
520-HCA357-S	B	3.579545	Series	1.23	1.06
520-HCA368-18	B	3.686400	18pf	1.23	1.06
520-HCA368-S	B	3.686400	Series	1.23	1.06
520-HCA393-17	B	3.932160	17pf	1.23	1.06
520-HCA400-20	B	4.000000	20pf	1.18	1.01
520-HCA400-S	B	4.000000	Series	1.18	1.01
520-HCA403-20	B	4.032000	20pf	1.18	1.01
520-HCA403-S	B	4.032000	Series	1.18	1.01
520-HCA409-20	B	4.096000	20pf	1.18	1.01
520-HCA419-12	B	4.194304	12pf	1.18	1.01
520-HCA443-20	B	4.433618	20pf	1.18	1.01
520-HCA491-20	B	4.915200	20pf	1.18	1.01
520-HCA491-S	B	4.915200	Series	1.18	1.01
520-HCA500-20	B	5.000000	20pf	1.18	1.01
520-HCA500-S	B	5.000000	Series	1.18	1.01
520-HCA506-20	B	5.068800	20pf	1.18	1.01
520-HCA506-S	B	5.068800	Series	1.18	1.01
520-HCA518-32	B	5.185000	32pf	1.18	1.01
520-HCA518-S	B	5.185000	Series	1.18	1.01
520-HCA599-20	B	5.990400	20pf	1.18	1.01
520-HCA599-S	B	5.990400	Series	1.18	1.01
520-HCA600-32	B	6.000000	32pf	1.18	1.01
520-HCA600-S	B	6.000000	Series	1.18	1.01
520-HCA614-32	B	6.144000	32pf	1.18	1.01
520-HCA655-12	B	6.553600	12pf	1.18	1.01
520-HCA737-20	B	7.372800	20pf	1.18	1.01
520-HCA737-S	B	7.372800	Series	1.18	1.01
520-HCA768-20	B	7.680000	20pf	1.18	1.01
520-HCA800-18	B	8.000000	18pf	1.18	1.01
520-HCA800-20	B	8.000000	20pf	1.18	1.01
520-HCA800-32	B	8.000000	32pf	1.18	1.01
520-HCA800-S	B	8.000000	Series	1.18	1.01
520-HCA921-20	B	9.216000	20pf	1.18	1.01
520-HCA921-S	B	9.216000	Series	1.18	1.01
520-HCA983-20	B	9.830400	20pf	1.18	1.01
520-HCA983-S	B	9.830400	Series	1.18	1.01
520-HCA1000-S	B	10.000000	Series	1.18	1.01
520-HCA1073-S	B	10.738635	Series	1.18	1.01
520-HCA1100-S	B	11.000000	Series	1.18	1.01
520-HCA1104-S	B	11.046000	Series	1.18	1.01
520-HCA1105-20	B	11.059200	20pf	1.18	1.01
520-HCA1105-32	B	11.059200	32pf	1.18	1.01
520-HCA1105-S	B	11.059200	Series	1.18	1.01
520-HCA1122-S	B	11.228000	Series	1.18	1.01
520-HCA1152-S	B	11.520000	Series	1.18	1.01
520-HCA1198-S	B	11.981350	Series	1.18	1.01
520-HCA1200-32	B	12.000000	32pf	1.18	1.01
520-HCA1200-S	B	12.000000	Series	1.18	1.01
520-HCA1201-18	B	12.000393	18pf	1.18	1.01
520-HCA1209-S	B	12.096000	Series	1.18	1.01
520-HCA1228-20	B	12.288000	20pf	1.18	1.01
520-HCA1228-S	B	12.288000	Series	1.18	1.01
520-HCA1351-S	B	13.516800	Series	1.18	1.01
520-HCA1431-S	B	14.318180	Series	1.18	1.01
520-HCA1469-S	B	14.690000	Series	1.18	1.01
520-HCA1474-20	B	14.745600	20pf	1.18	1.01
520-HCA1474-S	B	14.745600	Series	1.18	1.01
520-HCA1500-S	B	15.000000	Series	1.18	1.01
520-HCA1600-20	B	16.000000	20pf	1.18	1.01
520-HCA1600-S	B	16.000000	Series	1.18	1.01
520-HCA1601-18	B	16.000312	18pf	1.18	1.01
520-HCA1800-20	B	18.000000	20pf	1.23	1.06
520-HCA1800-S	B	18.000000	Series	1.23	1.06
520-HCA1843-18	B	18.432000	18pf	1.23	1.06
520-HCA1843-20	B	18.432000	20pf	1.23	1.06
520-HCA1843-S	B	18.432000	Series	1.23	1.06
520-HCA1966-20	B	19.660800	20pf	1.23	1.06
520-HCA1966-S	B	19.660800	Series	1.23	1.06
520-HCA2000-20	B	20.000000	20pf	1.54	1.32
520-HCA2000-S	B	20.000000	Series	1.54	1.32
520-HCA2211-S	B	22.118400	Series	1.82	1.56
520-HCA2400-20	B	24.000000	20pf	1.82	1.56
520-HCA2400-S	B	24.000000	Series	1.82	1.56
520-HCA2401-18	B	24.000140	18pf	1.82	1.56
520-HCA3525-18	B	35.251200	18pf	1.46	1.25
520-HCA3801-18	B	38.000530	18pf	1.46	1.25
520-HCA4032-18	B	40.320000	18pf	1.46	1.25
520-HCA4800-S	B	48.000000	Series	1.23	1.06
520-HCA4986-20	B	49.860000	20pf	1.29	1.10

HC-49/US

For quantities greater than listed, call for quote.

520-HCU357-17	C	3.579545	17pf	1.55	1.40
520-HCU357-S	C	3.579545	Series	1.55	1.40
520-HCU368-18	C	3.686400	18pf	1.55	1.40
520-HCU368-S	C	3.686400	Series	1.55	1.40
520-HCU400-20	C	4.000000	20pf	1.55	1.40
520-HCU400-S	C	4.000000	Series	1.55	1.40
520-HCU403-20	C	4.032000	20pf	1.55	1.40
520-HCU403-S	C	4.032000	Series	1.55	1.40
520-HCU409-20	C	4.096000	20pf	1.55	1.40
520-HCU409-30	C	4.096000	30pf	1.55	1.40
520-HCU419-12	C	4.194304	12pf	1.55	1.40
520-HCU419-16	C	4.194304	16pf	1.55	1.40
520-HCU443-20	C	4.433618	20pf	1.55	1.40
520-HCU491-20	C	4.915200	20pf	1.55	1.40
520-HCU491-S	C	4.915200	Series	1.55	1.40
520-HCU500-20	C	5.000000	20pf	1.55	1.40
520-HCU500-S	C	5.000000	Series	1.55	1.40
520-HCU506-20	C	5.068800	20pf	1.55	1.40
520-HCU506-S	C	5.068800	Series	1.55	1.40
520-HCU518-32	C	5.185000	32pf	1.55	1.40
520-HCU518-S	C	5.185000	Series	1.55	1.40
520-HCU599-20	C	5.990400	20pf	1.55	1.40
520-HCU599-S	C	5.990400	Series	1.55	1.40
520-HCU600-32	C	6.000000	32pf	1.55	1.40
520-HCU600-S	C	6.000000	Series	1.55	1.40
520-HCU614-32	C	6.144000	32pf	1.55	1.40
520-HCU650-20	C	6.500000	20pf	1.55	1.40
520-HCU655-S	C	6.553600	Series	1.55	1.40
520-HCU737-20	C	7.372800	20pf	1.55	1.40
520-HCU737-S	C	7.372800	Series	1.55	1.40
520-HCU768-20	C	7.680000	20pf	1.55	1.40
520-HCU800-18	C	8.000000	18pf	1.55	1.40
520-HCU800-20	C	8.000000	20pf	1.55	1.40
520-HCU800-32	C	8.000000	32pf	1.55	1.40
520-HCU800-S	C	8.000000	Series	1.55	1.40
520-HCU850-S	C	8.500000	Series	1.55	1.40
520-HCU900-S	C	9.000000	Series	1.55	1.40
520-HCU921-20	C	9.216000	20pf	1.55	1.40
520-HCU921-S	C	9.216000	Series	1.55	1.40
520-HCU954-S	C	9.545000	Series	1.55	1.40
520-HCU983-20	C	9.830400	20pf	1.55	1.40
520-HCU983-S	C	9.830400	Series	1.55	1.40
520-HCU1000-S	C	10.000000	Series	1.55	1.40
520-HCU1073-S	C	10.738635	Series	1.55	1.40
520-HCU1100-S	C	11.000000	Series	1.55	1.40
520-HCU1105-20	C	11.059200	20pf	1.55	1.40
520-HCU1105-32	C	11.059200	32pf	1.55	1.40
520-HCU1105-S	C	11.059200	Series	1.55	1.40
520-HCU1152-S	C	11.520000	Series	1.55	1.40
520-HCU1198-S	C	11.981350	Series	1.55	1.40
520-HCU1200-32	C	12.000000	32pf	1.55	1.40
520-HCU1200-S	C	12.000000	Series	1.55	1.40
520-HCU1201-18	C	12.000393	18pf	1.55	1.40
520-HCU1209-S	C	12.096000	Series	1.55	1.40
520-HCU1228-S	C	12.288000	Series	1.55	1.40
520-HCU1296-18	C	12.960000	18pf	1.55	1.40
520-HCU1431-S	C	14.318180	Series	1.55	1.40
520-HCU1474-20	C	14.745600	20pf	1.55	1.40
520-HCU1474-S	C	14.745600	Series	1.55	1.40
520-HCU1500-S	C	15.000000	Series	1.55	1.40
520-HCU1536-20	C	15.360000	20pf	1.55	1.40
520-HCU1600-20	C	16.000000	20pf	1.55	1.40
520-HCU1600-S	C	16.000000	Series	1.55	1.40
520-HCU1601-18	C	16.000312	18pf	1.55	1.40
520-HCU1625-20	C	16.257000	20pf	1.55	1.40
520-HCU1625-S	C	16.257000	Series	1.55	1.40
520-HCU1800-20	C	18.000000	20pf	1.55	1.40
520-HCU1800-S	C	18.000000	Series	1.55	1.40
520-HCU1843-18	C	18.432000	18pf	1.55	1.40
520-HCU1843-20	C	18.432000	20pf	1.55	1.40
520-HCU1843-S	C	18.432000	Series	1.55	1.40
520-HCU1966-20	C	19.660800	20pf	1.55	1.40
520-HCU1966-S	C	19.660800	Series	1.55	1.40
520-HCU2000-20	C	20.000000	20pf	1.55	1.40
520-HCU2000-S	C	20.000000	Series	1.55	1.40
520-HCU2147-S	C	21.477270	Series	1.43	1.28
520-HCU2400-16	C	24.000000	16pf	1.43	1.28
520-HCU2400-20	C	24.000000	20pf	1.43	1.28
520-HCU2400-S	C	24.000000	Series	1.43	1.28
520-HCU2401-18	C	24.000140	18pf	1.43	1.28

CSM-7

For quantities greater than listed, call for quote.

♦	520-CSM357-17	D	3.579545	17pf	2.19	1.82
♦	520-CSM357-S	D	3.579545	Series	2.19	1.82
♦	520-CSM368-20	D	3.686400	20pf	2.19	1.82
♦	520-CSM368-S	D	3.686400	Series	2.19	1.82
♦	520-CSM400-20	D	4.000000	20pf	2.19	1.82
♦	520-CSM400-S	D	4.000000	Series	2.19	1.82
♦	520-CSM403-20	D	4.032000	20pf	2.19	1.82
♦	520-CSM403-S	D	4.032000	Series	2.19	1.82
♦	520-CSM409-20	D	4.096000	20pf	2.19	1.82
♦	520-CSM419-12	D	4.194304	12pf	2.19	1.82
♦	520-CSM419-16	D	4.194304	16pf	2.19	1.82
♦	520-CSM443-20	D	4.433618	20pf	2.19	1.82

Specifications:

- Operating temperature: -10°C to +60°C
- Frequency tolerance: ± 50ppm @ 25°C
- Drive level: 1mW
- Aging: ± 5ppm/yr (max.)

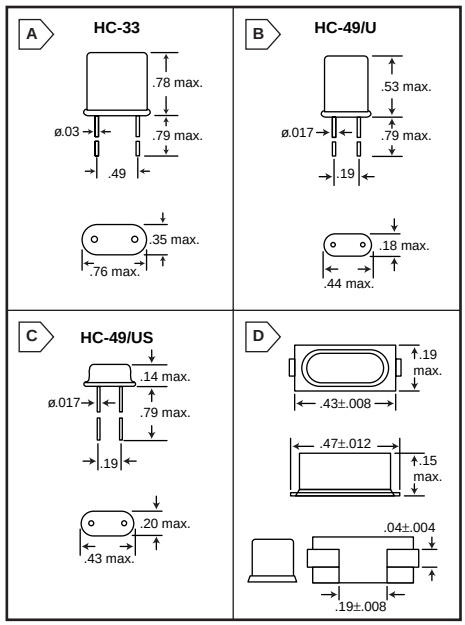

DIMENSIONS (IN.)

♦Surface Mount Device

CSM-7

For quantities greater than listed, call for quote.

♦	520-CSM491-20	D	4.915200	20pf	2.19	1.82
♦	520-CSM491-S	D	4.915200	Series	2.19	1.82
♦	520-CSM500-20	D	5.000000	20pf	2.19	1.82
♦	520-CSM500-S	D	5.000000	Series	2.19	1.82
♦	520-CSM506-20	D	5.068800	20pf	2.19	1.82
♦	520-CSM506-S	D	5.068800	Series	2.19	1.82
♦	520-CSM518-32	D	5.185000	32pf	2.19	1.82
♦	520-CSM518-S	D	5.185000	Series	2.19	1.82
♦	520-CSM599-20	D	5.990400	20pf	2.19	1.82
♦	520-CSM599-S	D	5.990400	Series	2.19	1.82
♦	520-CSM600-32	D	6.000000	32pf	2.19	1.82
♦	520-CSM600-S	D	6.000000	Series	2.19	1.82
♦	520-CSM614-32	D	6.144000	32pf	2.19	1.82
♦	520-CSM655-S	D	6.553600	Series	2.19	1.82
♦	520-CSM737-20	D	7.372800	20pf	2.19	1.82
♦	520-CSM737-S	D	7.372800	Series	2.19	1.82
♦	520-CSM800-18	D	8.000000	18pf	2.19	1.82
♦	520-CSM800-32	D	8.000000	32pf	2.19	1.82
♦	520-CSM800-S	D	8.000000	Series	2.19	1.82
♦	520-CSM921-20	D	9.216000	20pf	2.19	1.82
♦	520-CSM921-S	D	9.216000	Series	2.19	1.82
♦	520-CSM983-20	D	9.830400	20pf	2.19	1.82
♦	520-CSM983-S	D	9.830400	Series	2.19	1.82
♦	520-CSM1000-S	D	10.000000	Series	2.19	1.82
♦	520-CSM1100-S	D	11.000000	Series	2.19	1.82
♦	520-CSM1105-20	D	11.059200	20pf	2.19	1.82
♦	520-CSM1105-32	D	11.059200	32pf	2.19	1.82
♦	520-CSM1105-S	D	11.059200	Series	2.19	1.82
♦	520-CSM1200-32	D	12.000000	32pf	2.19	1.82
♦	520-CSM1200-S	D	12.000000	Series	2.19	1.82
♦	520-CSM1201-18	D	12.000393	18pf	2.19	1.82
♦	520-CSM1228-20	D	12.288000	20pf	2.19	1.82
♦	520-CSM1228-S	D	12.288000	Series	2.19	1.82
♦	520-CSM1431-S	D	14.318180	Series	2.19	1.82
♦	520-CSM1474-20	D	14.745600	20pf	2.19	1.82
♦	520-CSM1474-S	D	14.745600	Series	2.19	1.82
♦	520-CSM1500-S	D	15.000000	Series	2.19	1.82
♦	520-CSM1600-20	D	16.000000	20pf	2.19	1.82
♦	520-CSM1600-S	D	16.000000	Series	2.19	1.82
♦	520-CSM1601-18	D	16.003120	18pf	2.19	1.82
♦	520-CSM1625-20	D	16.257000	20pf	2.19	1.82
♦	520-CSM1625-S	D	16.257000	Series	2.19	1.82
♦	520-CSM1800-S	D	18.000000	Series	2.19	1.82
♦	520-CSM1843-18	D	18.432000	18pf	2.19	1.82
♦	520-CSM1843-20	D	18.432000	20pf	2.19	1.82
♦	520-CSM1843-S	D	18.432000	Series	2.19	1.82
♦	520-CSM1966-20	D	19.660800	20pf	2.19	1.82
♦	520-CSM1966-S	D	19.660800	Series	2.19	1.82
♦	520-CSM2000-20	D	20.000000	20pf	2.19	1.82
♦	520-CSM2000-S	D	20.000000	Series	2.19	1.82
♦	520-CSM2400-16	D	24.000000	16pf	2.19	1.82
♦	520-CSM2400-20	D	24.000000	20pf	2.19	1.82
♦	520-CSM2401-18	D	24.000140	18pf	2.19	1.82

ECS INC. INTERNATIONAL Microprocessor Crystals, Resonators, and Filter

Specifications:
- Operating temperature:
  -10°C to +60°C (ECX-3A)
  -10°C to +70°C (CSM-12)
  -10°C to +50°C (CSM-8A and ECX-6)
- Drive level: 1mW
- Aging: ± 5ppm/yr (max.)
- Frequency tolerance: ± 50ppm @ 25°C

ECX-3A

For quantities greater than listed, call for quote.

MOUSER STOCK NO.	Fig.	Frequency (MHz)	Load Cap.	Price Each 1	Price Each 10
♦ 520-ECX357-17	A	3.579545	17pf	3.35	2.79
♦ 520-ECX357-S	A	3.579545	Series	3.35	2.79
♦ 520-ECX368-20	A	3.686400	20pf	3.35	2.79
♦ 520-ECX368-S	A	3.686400	Series	3.35	2.79
♦ 520-ECX400-20	A	4.000000	20pf	3.35	2.79
♦ 520-ECX400-S	A	4.000000	Series	3.35	2.79
♦ 520-ECX409-16	A	4.096000	16pf	3.35	2.79
♦ 520-ECX419-12	A	4.194304	12pf	3.35	2.79
♦ 520-ECX443-20	A	4.433618	20pf	3.35	2.79
♦ 520-ECX491-20	A	4.915200	20pf	3.35	2.79
♦ 520-ECX491-S	A	4.915200	Series	3.35	2.79
♦ 520-ECX500-20	A	5.000000	20pf	3.35	2.79
♦ 520-ECX600-32	A	6.000000	32pf	3.35	2.79
♦ 520-ECX600-S	A	6.000000	Series	3.35	2.79
♦ 520-ECX614-32	A	6.144000	32pf	3.35	2.79
♦ 520-ECX655-12	A	6.553600	12pf	3.35	2.79
♦ 520-ECX737-20	A	7.372800	20pf	3.35	2.79
♦ 520-ECX737-S	A	7.372800	Series	3.35	2.79
♦ 520-ECX800-16	A	8.000000	16pf	3.35	2.79
♦ 520-ECX800-S	A	8.000000	Series	3.35	2.79
♦ 520-ECX983-20	A	9.830400	20pf	3.35	2.79
♦ 520-ECX983-S	A	9.830400	Series	3.35	2.79
♦ 520-ECX1000-S	A	10.000000	Series	3.35	2.79
♦ 520-ECX1105-20	A	11.059200	20pf	3.35	2.79
♦ 520-ECX1105-S	A	11.059200	Series	3.35	2.79
♦ 520-ECX1200-18	A	12.000000	18pf	3.35	2.79
♦ 520-ECX1200-32	A	12.000000	32pf	3.35	2.79
♦ 520-ECX1200-S	A	12.000000	Series	3.35	2.79
♦ 520-ECX1228-20	A	12.288000	20pf	3.35	2.79
♦ 520-ECX1228-S	A	12.288000	Series	3.35	2.79
♦ 520-ECX1431-20	A	14.318180	20pf	3.35	2.79
♦ 520-ECX1431-S	A	14.318180	Series	3.35	2.79
♦ 520-ECX1474-20	A	14.745600	20pf	3.35	2.79
♦ 520-ECX1474-S	A	14.745600	Series	3.35	2.79
♦ 520-ECX1600-20	A	16.000000	20pf	3.35	2.79
♦ 520-ECX1600-S	A	16.000000	Series	3.35	2.79
♦ 520-ECX1843-S	A	18.432000	Series	3.59	2.99
♦ 520-ECX1966-20	A	19.660800	20pf	3.59	2.99
♦ 520-ECX1966-S	A	19.660800	Series	3.59	2.99
♦ 520-ECX2000-16	A	20.000000	16pf	3.59	3.59
♦ 520-ECX2000-20	A	20.000000	20pf	3.59	2.99
♦ 520-ECX2000-S	A	20.000000	Series	3.59	2.99
♦ 520-ECX2359-S	A	23.592000	Series	3.59	2.99
♦ 520-ECX2400-16	A	24.000000	16pf	3.59	2.99
♦ 520-ECX2400-20	A	24.000000	20pf	3.59	2.99
♦ 520-ECX2400-S	A	24.000000	Series	3.59	2.99

CSM-12

For quantities greater than listed, call for quote.

MOUSER STOCK NO.	Fig.	Frequency (MHz)	Load Cap.	Price Each 1	Price Each 10
♦ 520-CSR357-17	B	3.579545	17pf	2.88	2.59
♦ 520-CSR368-20	B	3.686400	20pf	2.88	2.59
♦ 520-CSR368-S	B	3.686400	Series	2.88	2.59
♦ 520-CSR400-20	B	4.000000	20pf	2.88	2.59
♦ 520-CSR400-S	B	4.000000	Series	2.88	2.59
♦ 520-CSR491-20	B	4.915200	20pf	2.88	2.59
♦ 520-CSR491-S	B	4.915200	Series	2.88	2.59
♦ 520-CSR614-32	B	6.144000	32pf	2.88	2.59
♦ 520-CSR737-S	B	7.372800	Series	2.88	2.59
♦ 520-CSR800-S	B	8.000000	Series	2.88	2.59
♦ 520-CSR983-20	B	9.830400	20pf	2.88	2.59
♦ 520-CSR983-S	B	9.830400	Series	2.88	2.59
♦ 520-CSR1000-S	B	10.000000	Series	2.88	2.59
♦ 520-CSR1105-20	B	11.059200	20pf	2.88	2.59
♦ 520-CSR1105-S	B	11.059200	Series	2.88	2.59
♦ 520-CSR1200-S	B	12.000000	Series	2.88	2.59
♦ 520-CSR1431-S	B	14.318180	Series	2.88	2.59
♦ 520-CSR1600-S	B	16.000000	Series	2.88	2.59
♦ 520-CSR1843-S	B	18.432000	Series	2.88	2.59
♦ 520-CSR1966-S	B	19.660800	Series	2.88	2.59
♦ 520-CSR2000-20	B	20.000000	20pf	2.88	2.59
♦ 520-CSR2000-S	B	20.000000	Series	2.88	2.59
♦ 520-CSR2400-16	B	24.000000	16pf	2.88	2.59
♦ 520-CSR2400-20	B	24.000000	20pf	2.88	2.59

CSM-8A

✻3rd Overtone

For quantities greater than listed, call for quote.

MOUSER STOCK NO.	Fig.	Frequency (MHz)	Load Cap.	Price Each 1	Price Each 10
♦ 520-CSQ983-20	C	9.830400	20pf	5.70	5.13
♦ 520-CSQ983-S	C	9.830400	Series	5.70	5.13
♦ 520-CSQ1000-S	C	10.000000	Series	5.70	5.13
♦ 520-CSQ1105-20	C	11.059200	20pf	5.70	5.13
♦ 520-CSQ1105-S	C	11.059200	Series	5.70	5.13
♦ 520-CSQ1200-S	C	12.000000	Series	5.70	5.13
♦ 520-CSQ1431-S	C	14.318180	Series	5.70	5.13
♦ 520-CSQ1474-S	C	14.745600	Series	5.70	5.13
♦ 520-CSQ1600-S	C	16.000000	Series	5.70	5.13
♦ 520-CSQ1843-S	C	18.432000	Series	5.70	5.13
♦ 520-CSQ1966-S	C	19.660800	Series	5.70	5.13
♦ 520-CSQ2000-20	C	20.000000	20pf	5.70	5.13
♦ 520-CSQ2000-S	C	20.000000	Series	5.70	5.13
♦ 520-CSQ2400-20	C	24.000000	20pf	5.70	5.13
♦ 520-CSQ2400-S	C	24.000000	Series	5.70	5.13
♦ 520-CSQ2401-S	C	24.000140	Series	6.06	5.45
♦ 520-CSQ3000-S	C	30.000000	Series	5.91	5.32
♦ 520-CSQ3000A-S	✻C	30.000000	Series	6.06	5.45
♦ 520-CSQ3200A-S	✻C	32.000000	Series	6.06	5.45
♦ 520-CSQ3200-S	C	32.000000	Series	5.91	5.32
♦ 520-CSQ3300A-S	✻C	33.000000	Series	6.06	5.45
♦ 520-CSQ3525-S	C	35.251200	Series	5.91	5.32
♦ 520-CSQ3600-S	C	36.000000	Series	5.91	5.32
♦ 520-CSQ3600A-S	✻C	36.000000	Series	6.06	5.45
♦ 520-CSQ4000-S	C	40.000000	Series	5.91	5.32
♦ 520-CSQ4000A-S	✻C	40.000000	Series	6.06	5.45
♦ 520-CSQ4032A-S	✻C	40.320000	Series	6.06	5.45

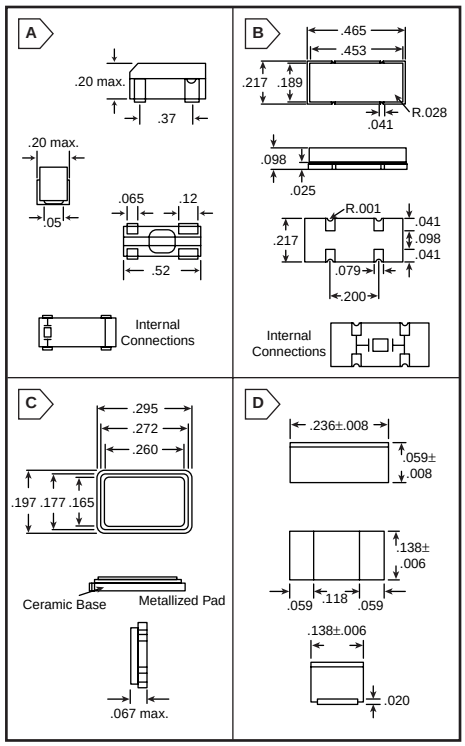

DIMENSIONS (IN.)

♦Surface Mount Device

ECX-6

For quantities greater than listed, call for quote.

MOUSER STOCK NO.	Fig.	Frequency (MHz)	Load Cap.	Price Each 1	Price Each 10
♦ 520-ECW1431-S	D	14.318180	Series	6.40	5.33
♦ 520-ECW1500-S	D	15.000000	Series	6.40	5.33
♦ 520-ECW1600-S	D	16.000000	Series	6.40	5.33
♦ 520-ECW1773-S	D	17.734475	Series	6.40	5.33
♦ 520-ECW1800-S	D	18.000000	Series	6.40	5.33
♦ 520-ECW1843-S	D	18.432000	Series	6.40	5.33
♦ 520-ECW1966-S	D	19.660800	Series	6.40	5.33
♦ 520-ECW2000-S	D	20.000000	Series	6.40	5.33
♦ 520-ECW2400-S	D	24.000000	Series	6.40	5.33

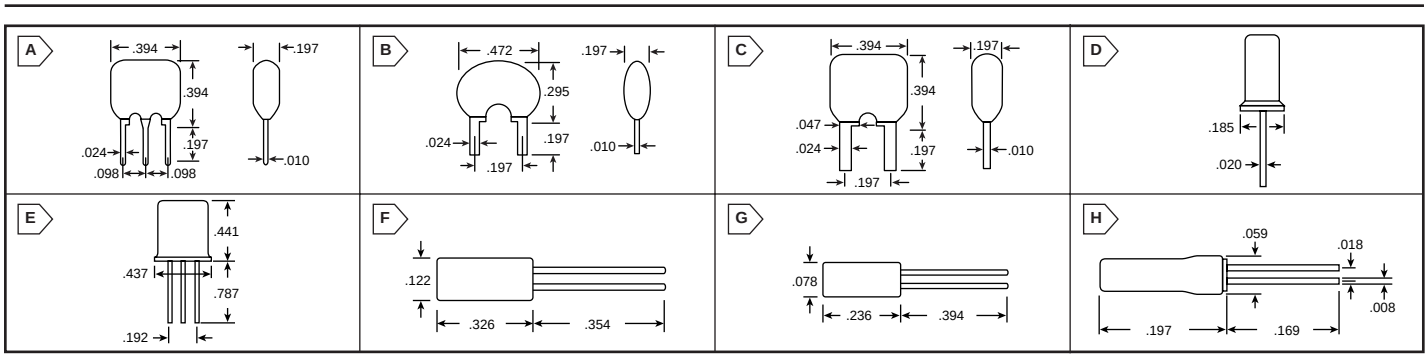

DIMENSIONS (IN.)

Ceramic Resonators

- Operating temp.: -20°C to +80°C
- Frequency accuracy (@25°C): ±0.5%
- Aging for 10 years: ± 0.3%

MOUSER STOCK NO.	Fig.	Frequency (MHz)	Built-In Capacitance	Price Each 1	Price Each 10	Price Each 100
520-ZTT358MG	A	3.580000	30pf	.68	.56	Call For Quote
520-ZTT400MG	A	4.000000	30pf	.68	.56	
520-ZTT419MG	A	4.190000	30pf	.81	.68	
520-ZTT600MT	A	6.000000	30pf	.68	.56	
520-ZTT800MT	A	8.000000	30pf	.70	.59	
520-ZTT1000MT	A	10.000000	30pf	.70	.59	
520-ZTT1200MT	A	12.000000	30pf	.81	.68	
520-ZTT1600MX	A	16.000000	30pf	.81	.68	
520-ZTT2000MX	A	20.000000	30pf	.81	.68	
520-ZTA358MG	B	3.580000	None	.54	.45	
520-ZTA400MG	B	4.000000	None	.54	.45	
520-ZTA419MG	B	4.190000	None	.68	.56	
520-ZTA600MT	C	6.000000	None	.54	.45	
520-ZTA800MT	C	8.000000	None	.59	.50	
520-ZTA1000MT	C	10.000000	None	.59	.50	
520-ZTA1200MT	C	12.000000	None	.68	.59	
520-ZTA1600MX	C	16.000000	None	.68	.59	
520-ZTA2000MX	C	20.000000	None	.68	.59	

10.7MHz Monolythic Crystal Filters

Specifications:
- Operating temp.: -20°C to +70°C
- Pass bandwidth: 12.5kHz channel spacing - 3db ±3.75kHz (min)
  25kHz channel spacing - 2db ±7.5kHz (min)

MOUSER STOCK NO.	Fig.	Channel Spacing (kHz)	No. of Poles	Price Each 1	Price Each 10	Price Each 100
520-107-7.5A	D	12.5	2	5.53	4.59	Call For Quote
520-107-7.5B	D	12.5	4	12.51	10.40	
520-107-15A	E	25	2	3.41	2.84	
520-107-15B	E	25	4	6.66	5.54	

Tuning Fork Crystals

- Operating temp.: -10°C to +60°C
- Frequency tolerance: 0.032768MHz = ±20ppm; 1.000000MHz = ±3000ppm

MOUSER STOCK NO.	Fig.	Frequency (MHz)	Load Capacitance	Price Each 1	Price Each 10	Price Each 100
520-TFC3X8	F	0.032768	12.5	.85	.70	Call For Quote
520-TFC2X6	G	0.032768	12.5	.85	.70	
520-TFC327	H	0.032768	8	3.41	2.84	
520-TFC100	H	1.000000	8	9.33	7.75	

CLOCK OSCILLATORS

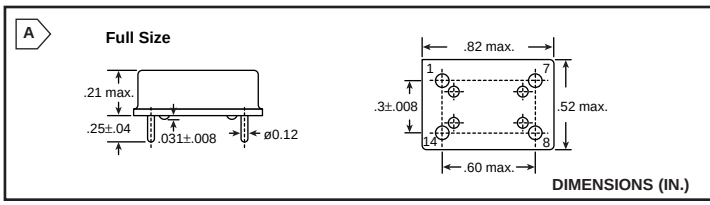

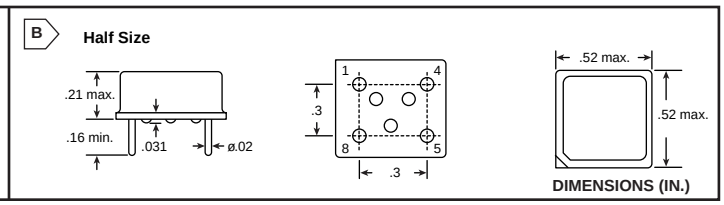

Full Size (TTL)

Specifications:

- Frequency tolerance: ±100ppm
- Operating temperature range: 0°C to + 70°C
- Power supply voltage: 5 VDC ±.05V
- Symmetry: 60/40 to 40/60 @ 1.4 VDC level

For quantities greater than listed, call for quote.

MOUSER STOCK NO.	Fig.	Frequency (MHz)	Current Consumption mA	Rise/Fall Time (Max.) nS	Price Each 1	10	100
520-TCF100	A	1.000000	30	15	4.88	4.39	3.51
520-TCF122	A	1.228800	30	15	4.88	4.39	3.51
520-TCF184	A	1.843200	30	15	4.00	3.60	2.88
520-TCF200	A	2.000000	30	15	4.00	3.60	2.88
520-TCF245	A	2.457600	30	15	4.00	3.60	2.88
520-TCF357	A	3.579545	30	15	4.00	3.60	2.88
520-TCF368	A	3.686400	30	15	3.38	3.04	2.43
520-TCF400	A	4.000000	30	15	3.38	3.04	2.43
520-TCF491	A	4.915200	30	15	3.38	3.04	2.43
520-TCF500	A	5.000000	30	15	3.38	3.04	2.43
520-TCF506	A	5.068800	30	15	3.38	3.04	2.43
520-TCF600	A	6.000000	30	15	3.38	3.04	2.43
520-TCF614	A	6.144000	30	15	3.38	3.04	2.43
520-TCF737	A	7.372800	30	15	3.38	3.04	2.43
520-TCF800	A	8.000000	30	15	3.38	3.04	2.43
520-TCF921	A	9.216000	30	10	3.38	3.04	2.43
520-TCF983	A	9.830400	30	10	3.38	3.04	2.43
520-TCF1000	A	10.000000	30	10	3.38	3.04	2.43
520-TCF1105	A	11.059200	30	10	3.38	3.04	2.43
520-TCF1200	A	12.000000	30	10	3.38	3.04	2.43
520-TCF1431	A	14.318180	30	10	3.38	3.04	2.43
520-TCF1474	A	14.745600	30	10	3.38	3.04	2.43
520-TCF1600	A	16.000000	30	10	3.38	3.04	2.43
520-TCF1625	A	16.257000	30	10	3.38	3.04	2.43
520-TCF1800	A	18.000000	30	10	3.38	3.04	2.43
520-TCF1843	A	18.432000	30	10	3.38	3.04	2.43
520-TCF1966	A	19.660800	30	10	3.38	3.04	2.43
520-TCF2000	A	20.000000	30	10	3.38	3.04	2.43
520-TCF2400	A	24.000000	35	10	3.38	3.04	2.43
520-TCF2500	A	25.000000	35	10	3.38	3.04	2.43
520-TCF2517	A	25.175000	35	10	3.38	3.04	2.43
520-TCF2832	A	28.322000	35	10	3.38	3.04	2.43
520-TCF3000	A	30.000000	35	10	3.38	3.04	2.43
520-TCF3200	A	32.000000	35	10	3.38	3.04	2.43
520-TCF3251	A	32.514000	35	6	3.38	3.04	2.43
520-TCF3500	A	35.000000	35	6	3.38	3.04	2.43
520-TCF4000	A	40.000000	35	6	3.88	3.49	2.79
520-TCF4800	A	48.000000	35	6	3.88	3.49	2.79
520-TCF5000	A	50.000000	35	6	3.88	3.49	2.79
520-TCF6400	A	64.000000	35	6	3.88	3.49	2.79
520-TCF6666	A	66.666000	35	6	4.13	3.71	2.97

Half Size (TTL/CMOS)

Specifications:

- Frequency tolerance: ±100ppm
- Operating temperature range: 0°C to + 70°C
- Power supply voltage: 5 VDC ±.05V
- Symmetry: >9.99Mhz: 45/55 to 55/45
  <10Mhz: 40/60 to 60/40

For quantities greater than listed, call for quote.

MOUSER STOCK NO.	Fig.	Frequency (MHz)	Current Consumption mA	Rise/Fall Time (Max.) nS	Price Each 1	10	100
520-TCH100	B	1.000000	10	15	5.38	4.84	3.87
520-TCH122	B	1.228800	10	15	5.38	4.84	3.87
520-TCH184	B	1.843200	10	15	5.38	4.84	3.87
520-TCH200	B	2.000000	10	15	5.38	4.84	3.87
520-TCH245	B	2.457600	10	15	5.38	4.84	3.87
520-TCH357	B	3.579545	10	15	5.38	4.84	3.87
520-TCH368	B	3.686400	10	15	5.38	4.84	3.87
520-TCH400	B	4.000000	10	15	5.38	4.84	3.87
520-TCH491	B	4.915200	10	15	5.38	4.84	3.87
520-TCH500	B	5.000000	10	15	5.38	4.84	3.87
520-TCH506	B	5.068800	10	15	5.38	4.84	3.87
520-TCH600	B	6.000000	10	15	5.38	4.84	3.87
520-TCH614	B	6.144000	10	15	5.38	4.84	3.87
520-TCH737	B	7.372800	10	15	5.38	4.84	3.87
520-TCH800	B	8.000000	10	15	5.38	4.84	3.87
520-TCH921	B	9.216000	10	15	5.38	4.84	3.87
520-TCH983	B	9.830400	10	15	5.38	4.84	3.87
520-TCH1000	B	10.000000	10	15	5.38	4.84	3.87
520-TCH1105	B	11.059200	10	15	5.38	4.84	3.87
520-TCH1200	B	12.000000	10	15	5.38	4.84	3.87
520-TCH1431	B	14.318180	10	15	5.38	4.84	3.87
520-TCH1474	B	14.745600	10	15	5.38	4.84	3.87
520-TCH1600	B	16.000000	10	15	5.38	4.84	3.87
520-TCH1625	B	16.257000	10	15	5.38	4.84	3.87
520-TCH1800	B	18.000000	10	15	5.38	4.84	3.87
520-TCH1843	B	18.432000	10	15	5.38	4.84	3.87
520-TCH1966	B	19.660800	10	15	5.38	4.84	3.87
520-TCH2000	B	20.000000	10	15	5.38	4.84	3.87
520-TCH2400	B	24.000000	10	15	5.38	4.84	3.87
520-TCH2500	B	25.000000	30	6	5.38	4.84	3.87
520-TCH2517	B	25.175000	30	6	5.38	4.84	3.87
520-TCH2832	B	28.322000	30	6	5.38	4.84	3.87
520-TCH3000	B	30.000000	30	6	5.38	4.84	3.87
520-TCH3200	B	32.000000	30	6	5.38	4.84	3.87
520-TCH3251	B	32.514000	30	6	5.38	4.84	3.87
520-TCH3500	B	35.000000	30	6	5.38	4.84	3.87
520-TCH4000	B	40.000000	30	6	5.38	4.84	3.87
520-TCH4800	B	48.000000	30	6	5.38	4.84	3.87
520-TCH5000	B	50.000000	30	6	5.38	4.84	3.87
520-TCH6400	B	64.000000	30	6	5.38	4.84	3.87
520-TCH6666	B	66.666000	30	6	5.38	4.84	3.87

DUAL OUTPUT CLOCK OSCILLATORS

Specifications:

- Supply current: 20mA (max.) @ 25°C
- Operating temperature: -10°C to +70°C
- Symmetry: 50 ±10%

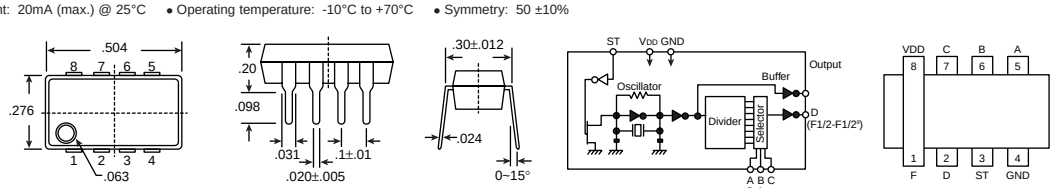

Pin Connection	
1	Output
2	Dividing Ratio
3	Standby
4	GND
5	A (Programming)
6	B (Programming)
7	C (Programming)
8	V_{DD} (5V)

For quantities greater than listed, call for quote.

MOUSER STOCK NO.	Frequency (MHz)	Current Consumption mA	Rise/Fall Time (Max.) (nS)	Price Each 1	10	100
520-DCO1200	12.000000	1	15	5.13	4.61	3.69
520-DCO1228	12.288000	1	15	5.13	4.61	3.69
520-DCO1280	12.800000	1	15	5.13	4.61	3.69
520-DCO1431	14.318180	1	15	5.13	4.61	3.69
520-DCO1474	14.745600	1	15	5.13	4.61	3.69
520-DCO1597	15.974400	1	15	5.13	4.61	3.69
520-DCO1600	16.000000	1	15	5.13	4.61	3.69
520-DCO1638	16.384000	1	15	5.13	4.61	3.69
520-DCO1773	17.734475	1	15	5.13	4.61	3.69
520-DCO1843	18.432000	1	15	5.13	4.61	3.69
520-DCO1966	19.660800	1	15	5.13	4.61	3.69
520-DCO2000	20.000000	1	15	5.13	4.61	3.69
520-DCO2400	24.000000	1	15	5.13	4.61	3.69

Input				Output	
Select			ST	F	D
C	B	A		(Original Freq.)	(Divided Waveform)
x	x	x	L	L	L
L	L	L	H	fo clock	fo 2 clock
L	L	H	H	fo clock	fo $1/2^2$ clock
L	H	L	H	fo clock	fo $1/2^3$ clock
L	H	H	H	fo clock	fo $1/2^4$ clock
H	L	L	H	fo clock	fo $1/2^5$ clock
H	L	H	H	fo clock	fo $1/2^6$ clock
H	H	L	H	fo clock	fo $1/2^7$ clock
H	H	H	H	fo clock	fo $1/2^8$ clock

Microprocessor Crystals and Clock Oscillators

♦ Surface Mount Device DIMENSIONS (IN.)

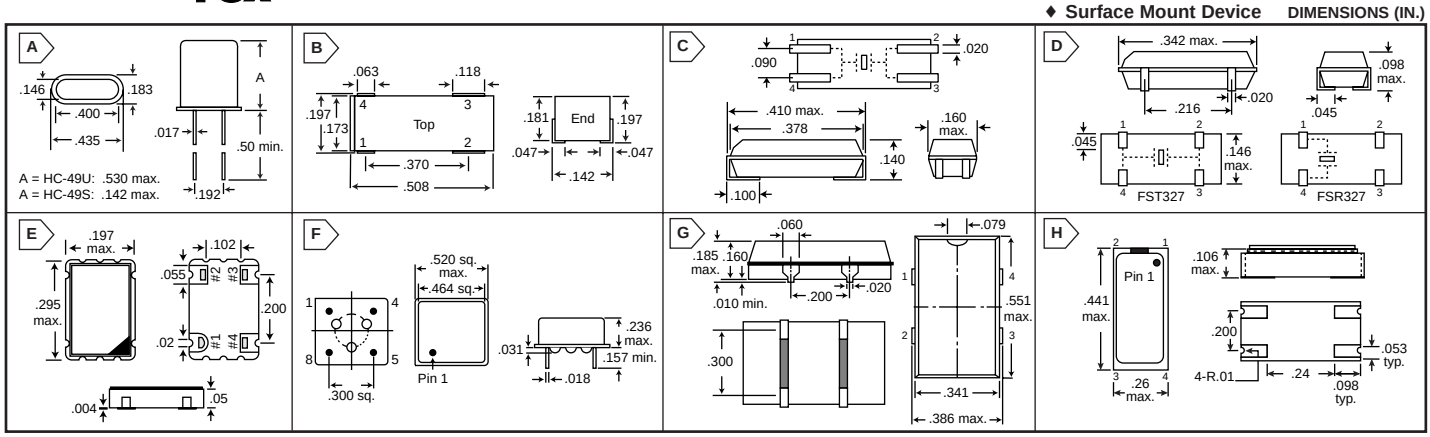

HC-49U CRYSTALS

- Operating temp.: -20°C to +70°C
- Frequency tolerance: ±30PPM
- Aging: ±5PPM per year (max.)
- Maximum height: .530 in.
- Drive level (typ./max.): 1.0-3.0 MHz,0.1/5.0mW 3.0-32.0MHz,0.1/2.0mW

For quantities greater than listed, call for quote.

MOUSER STOCK NO.	Fig.	Frequency (MHz)	Load Cap.	Price Each 1	Price Each 10
559-FOX010S	A	1.000000	Series	8.80	8.25
559-FOX018S	A	1.843200	13pF	2.00	1.88
559-FOX020S	A	2.000000	20pF	2.00	1.88
559-FOX021S	A	2.097152	20pF	2.00	1.88
559-FOX024S	A	2.457600	32pF	2.00	1.88
559-FOX036S	A	3.579545	18pF	1.26	1.19
559-FOX0368S	A	3.686400	Series	1.26	1.19
559-FOX0368-20	A	3.686400	20pF	1.26	1.19
559-FOX040	A	4.000000	20pF	1.26	1.19
559-FOX040A	A	4.000000	Series	1.26	1.19
559-FOX0496-20	A	4.096000	20pF	1.26	1.19
559-FOX041	A	4.194304	12pF	1.26	1.19
559-FOX0443	A	4.433619	20pF	1.26	1.19
559-FOX049	A	4.915200	Series	1.26	1.19
559-FOX049-20	A	4.915200	20pF	1.26	1.19
559-FOX05A	A	5.000000	20pF	1.26	1.19
559-FOX050	A	5.068800	Series	1.26	1.19
559-FOX060	A	6.000000	Series	1.26	1.19
559-FOX060-20	A	6.000000	20pF	1.26	1.19
559-FOX061	A	6.144000	30pF	1.26	1.19
559-FOX061-20	A	6.144000	20pF	1.26	1.19
559-FOX073	A	7.372800	Series	1.26	1.19
559-FOX073-20	A	7.372800	20pF	1.26	1.19
559-FOX080	A	8.000000	Series	1.26	1.19
559-FOX080-20	A	8.000000	20pF	1.26	1.19
559-FOX081	A	8.192000	Series	1.26	1.19
559-FOX081-20	A	8.192000	20pF	1.26	1.19
559-FOX092	A	9.216000	Series	1.26	1.19
559-FOX098	A	9.830400	Series	1.26	1.19
559-FOX098-20	A	9.830400	20pF	1.26	1.19
559-FOX100	A	10.000000	Series	1.26	1.19
559-FOX100-20	A	10.000000	20pF	1.26	1.19
559-FOX111	A	11.000000	Series	1.26	1.19
559-FOX111-20	A	11.000000	20pF	1.26	1.19
559-FOX115	A	11.059200	Series	1.26	1.19
559-FOX115-20	A	11.059200	20pF	1.26	1.19
559-FOX120	A	12.000000	Series	1.26	1.19
559-FOX120-20	A	12.000000	20pF	1.26	1.19
559-FOX128	A	12.288000	Series	1.26	1.19
559-FOX128-20	A	12.288000	20pF	1.26	1.19
559-FOX143	A	14.318180	Series	1.26	1.19
559-FOX143-20	A	14.318180	20pF	1.26	1.19
559-FOX147	A	14.745600	Series	1.26	1.19
559-FOX147-20	A	14.745600	20pF	1.26	1.19
559-FOX160	A	16.000000	Series	1.26	1.19
559-FOX160-20	A	16.000000	20pF	1.26	1.19
559-FOX184	A	18.432000	Series	1.26	1.19
559-FOX184-20	A	18.432000	20pF	1.26	1.19
559-FOX196	A	19.660800	Series	1.26	1.19
559-FOX196-20	A	19.660800	20pF	1.26	1.19
559-FOX200	A	20.000000	Series	1.26	1.19
559-FOX200-20	A	20.000000	20pF	1.26	1.19
559-FOX221	A	22.118400	Series	1.26	1.19
559-FOX221-20	A	22.118400	20pF	1.26	1.19
559-FOX240F	A	24.000000	Series	1.26	1.19
559-FOX240F-20	A	24.000000	20pF	1.26	1.19
559-FOX320	A	32.000000	Series	1.26	1.19
559-FOX320-20	A	32.000000	20pF	1.26	1.19

HC-49S CRYSTALS

- Operating temperature: 0°C to +70°C
- Drive level (typ./max.): 0.1mW/1.0mW
- Maximum height: .142 in.
- Frequency tolerance: ±30PPM
- Aging: ±5PPM per year (max.)

For quantities greater than listed, call for quote.

MOUSER STOCK NO.	Fig.	Frequency (MHz)	Load Cap.	Price Each 1	Price Each 10
559-FOXS036S	A	3.579545	18pF	1.92	1.80
559-FOXS0368S	A	3.686400	Series	1.92	1.80
559-FOXS0368S-20	A	3.686400	20pF	1.92	1.80
559-FOXS040	A	4.000000	20pF	1.92	1.80

HC-49S CRYSTALS (Cont.)

For quantities greater than listed, call for quote.

MOUSER STOCK NO.	Fig.	Frequency (MHz)	Load Cap.	Price Each 1	Price Each 10
559-FOXS040A	A	4.000000	Series	1.92	1.80
559-FOXS0496-20	A	4.096000	20pF	1.92	1.80
559-FOXS041	A	4.194304	12pF	1.92	1.80
559-FOXS0443	A	4.433619	20pF	1.92	1.80
559-FOXS049	A	4.915200	Series	1.92	1.80
559-FOXS049-20	A	4.915200	20pF	1.92	1.80
559-FOXS073	A	7.372800	Series	1.92	1.80
559-FOXS073-20	A	7.372800	20pF	1.92	1.80
559-FOXS080	A	8.000000	Series	1.92	1.80
559-FOXS080-20	A	8.000000	20pF	1.92	1.80
559-FOXS081-20	A	8.192000	20pF	1.92	1.80
559-FOXS098	A	9.830400	Series	1.92	1.80
559-FOXS098-20	A	9.830400	20pF	1.92	1.80
559-FOXS100	A	10.000000	Series	1.92	1.80
559-FOXS100-20	A	10.000000	20pF	1.92	1.80
559-FOXS115	A	11.059200	Series	1.92	1.80
559-FOXS115-20	A	11.059200	20pF	1.92	1.80
559-FOXS120	A	12.000000	Series	1.92	1.80
559-FOXS120-20	A	12.000000	20pF	1.92	1.80
559-FOXS128	A	12.288000	Series	1.92	1.80
559-FOXS128-20	A	12.288000	20pF	1.92	1.80
559-FOXS143	A	14.318180	Series	1.92	1.80
559-FOXS143-20	A	14.318180	20pF	1.92	1.80
559-FOXS147	A	14.745600	Series	1.92	1.80
559-FOXS147-20	A	14.745600	20pF	1.92	1.80
559-FOXS160	A	16.000000	Series	1.92	1.80
559-FOXS160-20	A	16.000000	20pF	1.92	1.80
559-FOXS200	A	20.000000	Series	1.92	1.80
559-FOXS200-20	A	20.000000	20pF	1.92	1.80
559-FOXS240F	A	24.000000	Series	1.92	1.80
559-FOXS240F-20	A	24.000000	20pF	1.92	1.80

ENCAPSULATED SMD CRYSTALS

- Operating temp.: -10°C to +70°C
- Drive level (typ./max.): 0.1mW/1.0mW
- Frequency tolerance: ±50PPM
- Aging: ±5PPM per year (max.)

Pad Connection

For quantities greater than listed, call for quote.

MOUSER STOCK NO.	Fig.	Frequency (MHz)	Load Cap.	Price Each 1	Price Each 10
♦ 559-FPX036S	B	3.579545	18pF	2.86	2.69
♦ 559-FPX0368S	B	3.686400	Series	2.86	2.69
♦ 559-FPX0368S-20	B	3.686400	20pF	2.86	2.69
♦ 559-FPX040	B	4.000000	20pF	2.86	2.69
♦ 559-FPX040A	B	4.000000	Series	2.86	2.69
♦ 559-FPX049	B	4.915200	Series	2.86	2.69
♦ 559-FPX073	B	7.372800	Series	2.86	2.69
♦ 559-FPX073-20	B	7.372800	20pF	2.86	2.69
♦ 559-FPX080	B	8.000000	Series	2.86	2.69
♦ 559-FPX080-20	B	8.000000	20pF	2.86	2.69
♦ 559-FPX098-20	B	9.830400	20pF	2.86	2.69
♦ 559-FPX100	B	10.000000	Series	2.86	2.69
♦ 559-FPX100-20	B	10.000000	20pF	2.86	2.69
♦ 559-FPX115	B	11.059200	Series	2.86	2.69
♦ 559-FPX115-20	B	11.059200	20pF	2.86	2.69
♦ 559-FPX120	B	12.000000	Series	2.86	2.69
♦ 559-FPX120-20	B	12.000000	20pF	2.86	2.69
♦ 559-FPX128	B	12.288000	Series	2.86	2.69
♦ 559-FPX128-20	B	12.288000	20pF	2.86	2.69
♦ 559-FPX143	B	14.318180	Series	2.86	2.69
♦ 559-FPX143-20	B	14.318180	20pF	2.86	2.69
♦ 559-FPX147	B	14.745600	Series	2.86	2.69
♦ 559-FPX147-20	B	14.745600	20pF	2.86	2.69
♦ 559-FPX160	B	16.000000	Series	2.86	2.69
♦ 559-FPX160-20	B	16.000000	20pF	2.86	2.69
♦ 559-FPX184-20	B	18.432000	20pF	2.86	2.69
♦ 559-FPX196-20	B	19.660800	20pF	2.86	2.69
♦ 559-FPX200	B	20.000000	Series	2.86	2.69
♦ 559-FPX200-20	B	20.000000	20pF	2.86	2.69
♦ 559-FPX221	B	22.118400	Series	2.86	2.69
♦ 559-FPX240F-20	B	24.000000	20pF	2.86	2.69

SMD TUNING FORK WATCH CRYSTAL

- For applications that require the watch frequency (32.76 kHz).
- Sturdy thermoplastic housing
- 2.5mm height (max.)

For quantities greater than listed, call for quote.

MOUSER STOCK NO.	Fig.	Frequency (kHz)	Price Each 1	Price Each 10	Price Each 100
559-FSM327	C	32.768000	2.00	1.88	1.81
559-FST327	D	32.768000	2.00	1.88	1.81
559-FSR327	D	32.768000	2.00	1.88	1.81

MINI SMD HCMOS OSCILLATORS

- Sealed ceramic package
- For applications such as portable computers and peripherals, telecommunication devices and instrumentation.

Pin Connections
#1 E/D✻ #3 Output
#2 GND #4 +5VDC
✻Enable/Disable Function

For quantities greater than listed, call for quote.

MOUSER STOCK NO.	Fig.	Frequency (MHz)	Price Each 1	Price Each 10	Price Each 100
559-F3345-184	E	1.843200	10.01	9.67	9.34
559-F3355-1200	E	12.000000	9.44	9.12	8.81
559-F3355-1600	E	16.000000	9.44	9.12	8.81
559-F3355-2000	E	20.000000	9.44	9.12	8.81
559-F3345-2400	E	24.000000	9.44	9.12	8.81
559-F3345-2500	E	25.000000	10.31	9.96	9.62
559-F3345-3200	E	32.000000	10.31	9.96	9.62
559-F3345-4000	E	40.000000	10.31	9.96	9.62
559-F3345-5000	E	50.000000	10.31	9.96	9.62
559-F3345-6400	E	64.000000	11.18	10.80	10.43

HALF SIZE HIGH SPEED CMOS TRI-STATE OSCILLATORS

- Operating temp.: -10°C to +70°C
- Output symmetry:45%/55%(min/max)
- Storage temp.: -55°C to +125°C
- Supply volt.: 5.0 VDC ± 0.5

Pin Connections
1N.C. # 3 Output
2GND (Case) # 4+5 VDC

559-H5C2-184	F	1.843200	5.33	5.15	4.97
559-H5C2-368	F	3.686400	5.33	5.15	4.97
559-H5C2-800	F	8.000000	5.33	5.15	4.97
559-H5C2-1431	F	14.318180	5.33	5.15	4.97
559-H5C2-1474	F	14.745600	5.33	5.15	4.97
559-H5C2-1600	F	16.000000	5.33	5.15	4.97
559-H5C2-2000	F	20.000000	5.33	5.15	4.97
559-H5C2-2400	F	24.000000	5.33	5.15	4.97
559-H5C2-2500	F	25.000000	5.33	5.15	4.97
559-H5C2-3200	F	32.000000	5.48	5.29	5.11
559-H5C2-4000	F	40.000000	5.48	5.29	5.11
559-H5C2-5000	F	50.000000	5.48	5.29	5.11

HIGH SPEED SMD CMOS/TTL OSCILLATORS

- Operating temp.: -10°C to +70°C
- Output symmetry: 40%/60% (min/max)
- Storage temp.: -55°C to +125°C
- Supply volt.: 5.0 VDC ± 0.5

Pin Connections
#1 E/D ✻ #3 Output
#2 GND #4 +5VDC
✻Enable/Disable Function

♦ 559-FSO2-184	G	1.843200	5.93	5.73	5.53
♦ 559-FSO2-368	G	3.686400	5.93	5.73	5.53
♦ 559-FSO2-400	G	4.000000	5.93	5.73	5.53
♦ 559-FSO2-737	G	7.372800	5.93	5.73	5.53
♦ 559-FSO2-800	G	8.000000	5.93	5.73	5.53
♦ 559-FSO2-1000	G	10.000000	5.93	5.73	5.53
♦ 559-FSO2-1200	G	12.000000	5.93	5.73	5.53
♦ 559-FSO2-1474	G	14.745600	5.93	5.73	5.53
♦ 559-FSO2-1600	G	16.000000	5.93	5.73	5.53
♦ 559-FSO2-2000	G	20.000000	5.93	5.73	5.53
♦ 559-FSO2-2400	G	24.000000	5.93	5.73	5.53
♦ 559-FSO2-2500	G	25.000000	5.93	5.73	5.53
♦ 559-FSO2H-3200	G	32.000000	5.93	5.73	5.53
♦ 559-FSO2H-4000	G	40.000000	5.93	5.73	5.53
♦ 559-FSO2H-5000	G	50.000000	5.93	5.73	5.53
♦ 559-F3160-2000	H	20.000000	10.73	9.01	7.29
♦ 559-F3160-2400	H	24.000000	10.73	9.01	7.29
♦ 559-F3160-3200	H	32.000000	10.73	9.01	7.29
♦ 559-F3160-4000	H	40.000000	10.73	9.01	7.29
♦ 559-F3160-5000	H	50.000000	10.98	9.22	7.46
♦ 559-F3160-6400	H	64.000000	11.48	9.64	7.80

Oscillators and Crystals

FULL SIZE TTL CLOCK OSCILLATORS

- Operating temp.: 0°C to +70°C
- Storage temp.: -55°C to +125°C
- Supply volt.: 5.0 VDC ± 0.5
- Output symmetry:
  1.000 to 7.999 = 45%/55% (min/max)
  8.000 to 100.000 = 40%/60%(min/max)

For quantities greater than listed, call for quote.

MOUSER STOCK NO.	Frequency (MHz)	Price Each 1	10	100
559-F1100E-184	1.843200	3.80	3.33	2.95
559-F1100E-245	2.457600	3.80	3.33	2.95
559-F1100E-368	3.686400	3.60	3.15	2.79
559-F1100E-400	4.000000	3.60	3.15	2.79
559-F1100E-737	7.372800	3.60	3.15	2.79
559-F1100E-800	8.000000	3.60	3.15	2.79
559-F1100E-1000	10.000000	3.60	3.15	2.79
559-F1100E-1105	11.059200	3.60	3.15	2.79
559-F1100E-1200	12.000000	3.60	3.15	2.79
559-F1100E-1431	14.318180	3.60	3.15	2.79
559-F1100E-1474	14.745600	3.60	3.15	2.79
559-F1100E-1600	16.000000	3.60	3.15	2.79
559-F1100E-2000	20.000000	3.60	3.15	2.79
559-F1100E-2400	24.000000	3.60	3.15	2.79
559-F1100E-2500	25.000000	3.60	3.15	2.79
559-F1100E-3200	32.000000	3.60	3.15	2.79
559-F1100E-4000	40.000000	3.60	3.15	2.79
559-F1100E-4800	48.000000	3.60	3.15	2.79
559-F1100E-5000	50.000000	3.60	3.15	2.79
559-F1100E-6400	64.000000	4.70	4.11	3.64
559-F1100E-8000	80.000000	7.90	6.91	6.12

Pin Connections
#1 N.C #8 Output
#7 GND(Case) #14 + 5 VDC

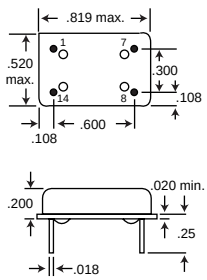

DIMENSIONS (IN)

SMD (TCXO) OSCILLATORS

These SMD TCXOs provide a small capacity and extended temperature range. These are exceptional for portable transmission and communication equipment.

Specifications:

- Operating temperature: -30°C to +75°C
- Storage temperature: -35°C to +80°C
- Frequency stability:
  over temp range - ±2.5PPM
  over supply voltage change - ±.3PPM
  over load change - ±.3PPM
- Aging: ±1.0PPM/year @ 25°C
- Input current: 3.0mA
- Output load: 10kΩ, 15pF
- Supply voltage:
  5.0VDC ±0.25

Pin Connections
#1 N.C. #3 Output
#2 GND #4 Supply Voltage

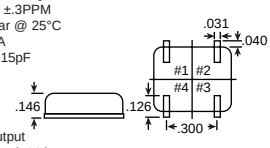

MOUSER STOCK NO.	Frequency (MHz)	Price Each 1	10	100
559-FOX759A-960	9.600000	47.82	41.97	38.85
559-FOX759A-1200	12.000000	47.82	41.97	38.85
559-FOX759A-1280	12.800000	47.82	41.97	38.85
559-FOX759A-1440	14.400000	47.82	41.97	38.85
559-FOX759A-1536	15.360000	47.82	41.97	38.85
559-FOX759A-1920	19.200000	47.82	41.97	38.85

TUNING FORK WATCH CRYSTALS

Specifications:

- Frequency tolerance: ±20PPM
- Load capacitance: 12.5pF
- Equivalent series resistance:
  559-NC26 30k/50kΩ (typ./max.)
  559-NC38 18k/35kΩ (typ./max.)
- Insulation resistance: 100MΩ
- Drive level: 1.0µW
- Aging: ±3PPM/year @ 25°C
- Operating temperature: -10°C to +60°C
- Storage temperature: -20°C to +70°C

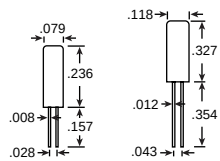

559-NC26 559-NC38

MOUSER STOCK NO.	Frequency (kHz)	Price Each 1	10	100
559-NC26	32.768000	.80	.75	.73
559-NC38	32.768000	.80	.75	.73

SURFACE MOUNT MICROPROCESSOR CRYSTALS

Specifications:

- Oscillation mode: Fundamental
- Frequency tolerance: (@25°C): ±.01%
- Operating temperature: -20°C to +70°C
- Drive level: 1.0mW±0.2mW
- Shunt capacitance (Co): 7pF max.
- Insulation resistance: 500MΩ @ 100VDC

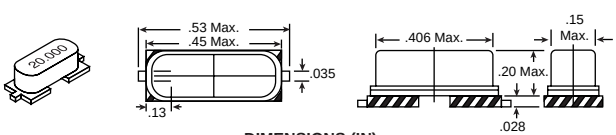

DIMENSIONS (IN)

MOUSER STOCK NO.	Freq. (MHz)	Load Cap. (pF)	Microprocessor	Price Each 1	10	50	100
332-SML0357	3.579545	18	MM5369, ICM7206	1.92	1.67	1.52	Call For Quote
332-SM0409	4.096	16	ICM7038	1.92	1.67	1.52	
332-SML0443	4.433619	20	Signetics 2650	1.92	1.67	1.52	
332-SML0491	4.9152	Series	Z80/CON5026	1.92	1.67	1.52	
332-SML0500	5.0	20	CP1600, Z80	1.92	1.67	1.52	
332-SML0800	8.0	Series	CP1600/IM6100/MC6875	1.92	1.67	1.52	
332-SML1000	10.0	Series	8080/8008/8224	1.92	1.67	1.52	
332-SML2000	20.0	30	8080/8008/8224	1.92	1.67	1.52	

TTL/CMOS CLOCK OSCILLATORS

Specifications:

- Frequency stability ± 50PPM (at 25°C)
- Operating temp. range: 0°C to +70°C
- Storage temp. range: -55°C to +125°C
- Supply voltage: 5VDC ±.5V
- Supply current: 50mA (typical) 60mA (max.)

DIMENSIONS (IN)

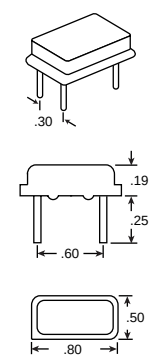

For quantities greater than listed, call for quote.

MOUSER STOCK NO.	Freq. (MHz)	Input Current (Typ.) mA	Rise/Fall Time (max.) nS	Price Each 1	10	100
332-3036	3.6864	30	15	3.41	3.01	2.67
332-3061	6.144	25	15	3.41	3.01	2.67
332-3251	25.175	15	7	3.41	3.01	2.67
332-3283	28.332	15	6	3.41	3.01	2.67
332-3300	30.0	15	6	3.41	3.01	2.67
332-3325	32.514	15	6	3.41	3.01	2.67
332-3340	34.0	15	6	3.41	3.01	2.67
332-3420	42.0	15	6	3.41	3.01	2.67
332-3640	64.0	15	6	4.17	3.48	2.90

Pin No.	Connection
1	NC
7	GND
8	Output
14	+5VDC

MICROPROCESSOR CRYSTALS

Specifications:

- Operating temperature: -10°C to +50°C
- Load capacitance: 32pF to 12pF
- Freq. tolerance: ± 50PPM (at 25°C)
- Drive level: 2.0 mW max.

DIMENSIONS (IN)

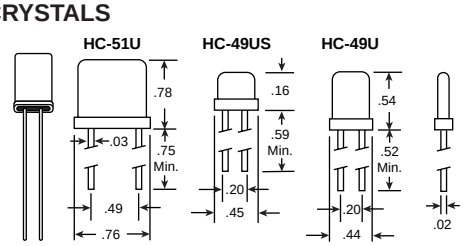

For The Microprocessor Crystal Kit, See Page 352

HC51/U Crystals

For quantities greater than listed, call for quote.

MOUSER STOCK NO.	Freq. (MHz)	Load Capacitance (pF)	Microprocessor	Price Each 1	10	50
332-2021	2.097152	20	MM5378/MM5379	4.48	4.07	3.70

HC49/U-S Crystals

For quantities greater than listed, call for quote.

MOUSER STOCK NO.	Freq. (MHz)	Load Capacitance (pF)	Microprocessor	Price Each 1	10	100
332-5044	4.433	20	Signetics 2650	1.51	1.25	1.05
332-5050	5.0	20	CDP1802/IM6100A	1.51	1.25	1.05
332-5060	6.0	Series	MCS-48/IM8048/CDP1802	1.51	1.25	1.05
332-5065	6.5	20	Various MPU'S	1.51	1.25	1.05
332-5100	10.0	Series	MCS-85/8085A-2/9940-10	1.51	1.25	1.05
332-5110	11.0	Series	MCS-48/8039/8049	1.51	1.25	1.05
332-5150	15.0	Series	MCS-86/8086/8284/8202	1.51	1.25	1.05
332-5162	16.257	Series	Various MPU'S	1.51	1.25	1.05
332-5196	19.6608	Series	8080/8008A/8224/8350	1.51	1.25	1.05
332-5240	24.0	Series	MCS-86/8086/8284	1.51	1.25	1.05

HC49/U Crystals

For quantities greater than listed, call for quote.

MOUSER STOCK NO.	Freq. (MHz)	Load Capacitance (pF)	Microprocessor	Price Each 1	10	100
332-1010	1.0	13	MC6800/6860	9.82	8.93	8.12
332-1041	4.096	30	ICM7038	1.24	1.03	.86
332-1045	4.433619	20	Signetics 2650	1.24	1.03	.86
332-1052	5.185	32	MCS-40/CDP1802	1.24	1.03	.86
332-1073	7.3728	Series	6875/8051/8031/2920	1.24	1.03	.86
332-1110	11.0	Series	MCS-48/8039/8049	1.24	1.03	.86
332-1119	11.98135	Series	Various MPU'S	1.24	1.03	.86
332-1121	12.096	Series	Spec. Freq. MPU'S	1.24	1.03	.86
332-1122	12.288	Series	General Purpose	1.24	1.03	.86
332-1147	14.7456	Series	General Purpose	1.24	1.03	.86
332-1150	15.0	Series	MCS-86/8086/8284/8202	1.24	1.03	.86
332-1160	16.0	Series	8080/8008/8224	1.24	1.03	.86
332-1180	18.0	Series	MCS-80/8080A/8224	1.39	1.16	.97
332-1184	18.432	Series	MCS-80/8080A/8224	1.39	1.16	.97
332-1196	19.6608	Series	8080/8008/8224/8350	1.39	1.16	.97
332-1200	20.0	Series	MCS-80/8080A/8224	1.39	1.16	.97
332-1221	22.1184	Series	MCS-80/8080A/8224	1.58	1.32	1.10
332-1240	24.0	Series	MCS-86/8086/8284	1.58	1.32	1.10
332-1320	32.0	Series	8080/8008/8224	1.39	1.16	.97
332-1480	48.0	Series	TMS9900 Series	1.39	1.16	.97
332-1720	72.0	Series	Various MPU'S	1.39	1.16	.97
332-1960	96.0	Series	Various MPU'S	3.99	3.62	3.29

CEL California Eastern Laboratories NEC OPTOELECTRONIC DEVICES

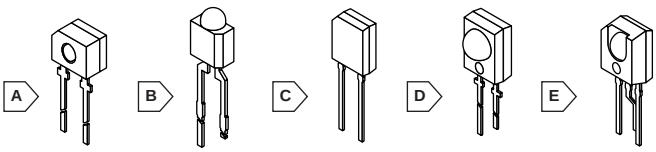

Infrared Emitting Diodes

This offering of NEC infrared emitting diodes gives the customer a wide choice in infrared products that will meet many industrial and consumer applications. Applications for these devices would be for remote control products, smoke detectors, optical encoders, and many more.

For quantities greater than listed, call for quote.

MOUSER STOCK NO.	Fig.	V_F (V) (Max.)	t_{on}/t_{off} (µs)	P_D (mW)	Wave-length λ_p (nm)	Forward Current (Max.) (mA)	Output Power (Typ.) (mW)	Price Each 1	Price Each 100
551-SE308	A	1.4	1.0/1.0	100	940	50.0	0.85/sr	.35	.34
551-SE310	B	1.4	1.0/1.0	100	940	60.0	11.0/sr	.41	.40

Photo Transistors

This offering of NEC phototransistors give customer a choice of packages for use with the infrared diodes above. Applications include photo sensor, optical encoder, and various photo sensors.

For quantities greater than listed, call for quote.

MOUSER STOCK NO.	Fig.	V_{CEO} (Max.) (V)	I_{CEO} (Max.) (nA)	Photo Current Min.	Photo Current Typ.	V_{CE} (sat) (Max.) (V)	Typical Rise/Fall t_r/t_f (µs)	Price Each 1	Price Each 100
551-PH108	A	30	100	0.3	0.9	0.3	--/40	.29	.28
551-PH108A	A	30	100	0.2	0.6	0.3	15/15	.29	.28
551-PH110	B	30	100	0.2	0.4	0.3	20/20	.46	.44

NEW!

Photo Diodes

This offering of NEC photo diodes with a PIN structure have a wide photo-receiving area and high speed response, enabling applications for various remote controlling applications. the resin material itself used for the package has a filter effect to pass only infrared light.

For quantities greater than listed, call for quote.

MOUSER STOCK NO.	Fig.	V_R (Max.) (V)	t_r/t_f (ns) (Typ)	P_D (mW)	Wave-length (nm)	I_R Dark Current (nA)	Spectral Sensitivity (nA/lx) (Min/Typ)	Price Each 1	Price Each 100
551-PH302	C	32	125/125	150	940	30	35/50	.80	.78
551-PH302C	C	32	125/125	150	990	30	25/32	.86	.84
551-PH310	D	32	120/120	150	990	10	25/32	.62	.61
551-PH320	D	32	30/30	100	940	10	.036/.044	.59	.58

Integrated Circuit Photo Diodes

These NEC IC photo diodes are a digital-output light receiving IC, integrating a photo diode and a signal processing circuit in one chip. This simplifies the circuit configuration. They are ideally suited for the application of the light-receiving module internal elements of a simplified optical transmission link.

For quantities greater than listed, call for quote.

MOUSER STOCK NO.	Fig.	V_{CC} (Max.) (V)	t_r/t_f (ns) (Typ)	P_D (mW)	Output Voltage (Low/High)	Supply Current (Low/High) (mA)	Hysteresis (Typ)	Price Each 1	Price Each 100
551-PH502HC	E	17	100/50	250	0.15/4.9	2.5/1.0	0.7	1.10	1.07
551-PH502HR	E	17	100/50	250	0.15/4.9	2.5/1.0	0.7	1.10	1.07

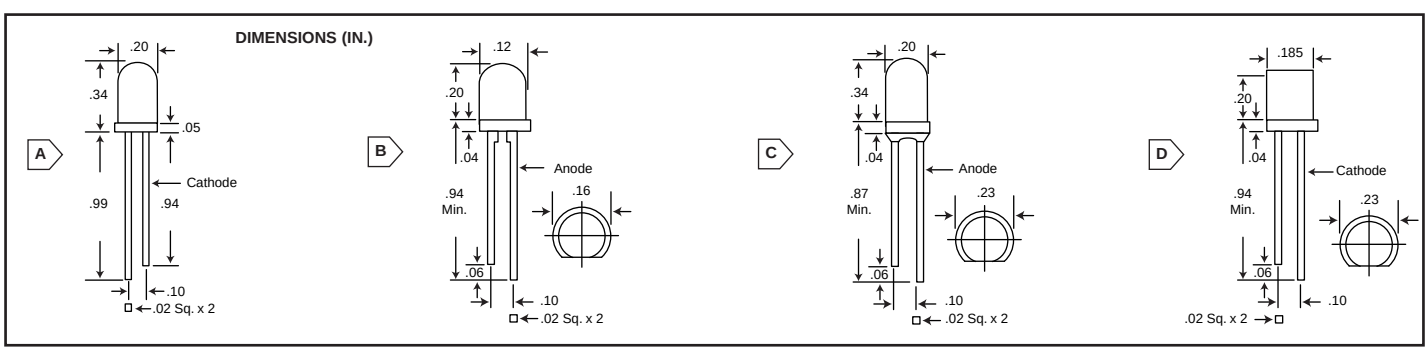

LED LAMPS

Infrared Emitting Diodes

For quantities greater than listed, call for quote.

MOUSER STOCK NO.	Fig.	Lens Color	Forward V Typical	Forward V Maximum	Radiant Power Minimum	Radiant Power Typical	Peak Wavelength (nm)	Viewing Angle	Price Each 1	Price Each 100	Price Each 500
351-2201	A	Blue	1.2V	1.5V	0.5mW	10.5mW	940	30°	1.18	.91	.83
351-1155	B	Wtr Clr	1.3V	1.7V	8.0mW	13mW	940	36°	1.15	.95	.85
351-1153	C	Wtr Clr	1.3V	1.7V	10mW	16mW	940	22°	1.29	.99	.89
351-1154	D	Wtr Clr	1.3V	1.7V	7.5mW	12mW	940	60°	1.09	.82	.75

KINGBRIGHT LED LAMPS

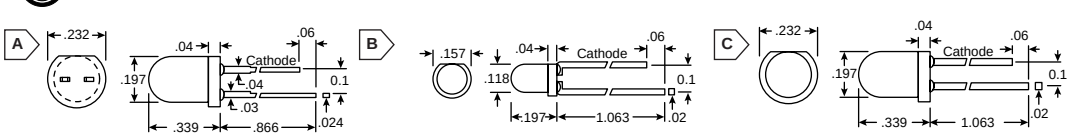

Photo Transistor

For quantities greater than listed, call for quote.

MOUSER STOCK NO.	Fig.	Breakdown Voltage CEO	Breakdown Voltage ECO	Dark Current Maximum	Rise/Fall Time Typical	On-State Collector Current Min.	On-State Collector Current Max.	Collector-Emitter Saturation Breakdown Voltage	Power Dissipation @ 25°C	Price Each 1	Price Each 100	Price Each 500
604-L51P3C	A	30V	5V	100nA	3us	1mA	8mA	0.8V	100mW	.46	.36	.31

Infrared Diodes

For quantities greater than listed, call for quote.

MOUSER STOCK NO.	Fig.	Lens Color	Forward Voltage Typ.	Forward Voltage Max.	Radiant Power Min.	Radiant Power Typ.	Reverse Current Max.	Peak Wavelength (nm)	Viewing Angle	Price Each 1	Price Each 100	Price Each 500
604-L34SF4C	B	Wtr Clear	1.4	1.7	3.2	7.0	10uA	880	30°	.68	.55	.47
604-L53SF4BT	C	Blue	1.4	1.7	5.0	10.0	10uA	880	30°	.68	.55	.47
604-L53SF4C	C	Wtr Clear	1.4	1.7	5.0	10.0	10uA	880	30°	.68	.55	.47

CDS PHOTO CELL

Applications:

- Light and lamp controls
- Automatic grain feeders
- Security lighting
- "Electric - Eyes"

Specifications:

- 12K Ω min. @ 1Ft/C'DL
- 250Ω @ 100Ft/C'DL
- Maximum power dissipation: 75mW

DIMENSIONS (IN.)

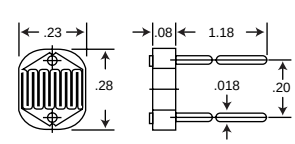

MOUSER STOCK NO.	Price Each 1	Price Each 10
524-611-J4-805	3.15	2.84

OPTOISOLATORS

Features:

- High isolation voltage
- High current transfer ratio
- High speed switching
- Low cost

Applications:

Can be used as an interface circuit for various instrumentations and control equipment in the following:

- AC line / digital logic
- Digital logic / digital logic
- Twisted pair line receiver
- Telephone / telegraph line receiver

NEW!

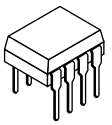

Safety Standard: UL = UL Recognized
UL/VDE = UL Recognized and VDE Recognized

♦ Surface Mount Devices

For quantities greater than listed, call for quote.

MOUSER STOCK NO.	Fig.	Pkg.	Safety Standard	I_F (mA)	BV_{CEO} (V)	V_{ECO} (V)	Typical Rise/Fall t_r,t_f (µs)	Current Transfer Ratio %	Price Each 1	100	500
551-PS2501-1	A	DIP-4	UL	80	80	7	3.0/5.0	80 to 600	.37	.36	.35
551-PS2501-2	B	DIP-8	UL	80	80	7	3.0/5.0	80 to 600	.74	.73	.70
551-PS2501-4	C	DIP-16	UL	80	80	7	3.0/5.0	80 to 600	1.49	1.46	1.40
♦ 551-PS2501L-1	A	SOP-4	UL	80	80	7	3.0/5.0	80 to 600	.41	.40	.39
♦ 551-PS2501L-2	B	SOP-8	UL	80	80	7	3.0/5.0	80 to 600	.82	.80	.77
♦ 551-PS2501L-4	C	SOP-16	UL	80	80	7	3.0/5.0	80 to 600	1.64	1.61	1.54
551-PS2502-1	A	DIP-4	UL	80	40	6	100/100	200 to 2000	.55	.54	.52
551-PS2502-2	B	DIP-8	UL	80	40	6	100/100	200 to 2000	1.09	1.08	1.04
551-PS2502-4	C	DIP-16	UL	80	40	6	100/100	200 to 2000	2.19	2.15	2.06
♦ 551-PS2502L-1	A	SOP-4	UL	80	40	6	100/100	200 to 2000	.59	.58	.56
♦ 551-PS2502L-2	B	SOP-8	UL	80	40	6	100/100	200 to 2000	1.17	1.15	1.10
♦ 551-PS2502L-4	C	SOP-16	UL	80	40	6	100/100	200 to 2000	2.26	2.19	2.12
551-PS2503-1	D	DIP-4	UL	80	40	0.6	30/30	100 to 400	.59	.58	.56
551-PS2503-2	E	DIP-8	UL	80	40	0.6	30/30	100 to 400	1.17	1.15	1.10
551-PS2505-1	H	DIP-4	UL	80	40	7	3.0/5.0	80 to 600	.55	.54	.52
551-PS2505-2	I	DIP-8	UL	80	40	7	3.0/5.0	80 to 600	1.09	1.08	1.04
551-PS2505-4	J	DIP-16	UL	80	40	7	3.0/5.0	80 to 600	2.19	2.15	2.06
♦ 551-PS2505L-1	H	SOP-4	UL	80	40	7	3.0/5.0	80 to 600	.59	.58	.56
♦ 551-PS2505L-2	I	SOP-8	UL	80	40	7	3.0/5.0	80 to 600	1.17	1.15	1.10
♦ 551-PS2505L-4	J	SOP-16	UL	80	40	7	3.0/5.0	80 to 600	1.99	1.93	1.87
551-PS2506-1	K	DIP-4	UL	80	40	6	100/100	200 to 2000	.61	.60	.57
551-PS2506-2	L	DIP-8	UL	80	40	6	100/100	200 to 2000	1.21	1.19	1.14
551-PS2506-4	M	DIP-16	UL	80	40	6	100/100	200 to 2000	2.42	2.38	2.29
♦ 551-PS2506L-1	K	SOP-4	UL	80	40	6	100/100	200 to 2000	.65	.64	.61
♦ 551-PS2506L-2	L	SOP-8	UL	80	40	6	100/100	200 to 2000	1.29	1.26	1.22
♦ 551-PS2506L-4	M	SOP-16	UL	80	40	6	100/100	200 to 2000	2.52	2.44	2.37
551-PS2532-1	F	DIP-4	UL	80	300	6	100/100	1500 to 6500	.85	.82	.79
551-PS2532-1V	F	DIP-4	UL/VDE	80	300	6	100/100	1500 to 6500	.87	.84	.81
551-PS2532-2	G	DIP-8	UL	80	300	6	100/100	1500 to 6500	1.89	1.84	1.78
♦ 551-PS2532L-1	F	SOP-4	UL	80	300	6	100/100	1500 to 6500	.86	.83	.80
♦ 551-PS2532L-2	G	SOP-8	UL	80	300	6	100/100	1500 to 6500	1.93	1.87	1.81
551-PS2533-1	F	DIP-4	UL	80	350	6	100/100	1500 to 6500	1.35	1.32	1.27
551-PS2533-1V	F	DIP-4	UL/VDE	80	350	6	100/100	1500 to 6500	1.44	1.40	1.35
551-PS2533-2	G	DIP-8	UL	80	350	6	100/100	1500 to 6500	2.70	2.65	2.54
♦ 551-PS2533L-1	F	SOP-4	UL	80	350	6	100/100	1500 to 6500	1.41	1.36	1.32
♦ 551-PS2533L-2	G	SOP-8	UL	80	350	6	100/100	1500 to 6500	2.78	2.69	2.61
551-PS2561-1V	A	DIP-4	UL/VDE	80	40	7	3.0/5.0	80 to 400	.41	.40	.39
551-PS2561-2V	B	DIP-8	UL/VDE	80	40	7	3.0/5.0	80 to 400	1.56	1.53	1.48
551-PS2562-1V	A	DIP-4	UL/VDE	80	40	6	100/100	200 to 2000	1.05	1.02	.99
551-PS2562-2V	B	DIP-8	UL/VDE	80	40	6	100/100	200 to 2000	2.07	2.03	1.96
551-PS2565-1V	H	DIP-4	UL/VDE	80	40	7	3.0/5.0	80 to 400	1.04	1.02	.98
551-PS2565-2V	I	DIP-8	UL/VDE	80	40	7	3.0/5.0	80 to 400	2.07	2.03	1.96
551-PS2566-1V	K	DIP-4	UL/VDE	80	40	6	100/100	200 to 2000	.84	.82	.79
551-PS2566-2V	L	DIP-8	UL/VDE	80	40	6	100/100	200 to 2000	2.39	2.34	2.25
551-PS2601	N	DIP-6	UL	80	80	7	3.0/5.0	80 to 600	.62	.59	.54
♦ 551-PS2601L	N	SOP-6	UL	80	80	7	3.0/5.0	80 to 600	.63	.60	.55
551-PS2602	O	DIP-6	UL	80	80	7	3.0/5.0	80 to 600	.69	.68	.66
♦ 551-PS2602L	O	SOP-6	UL	80	80	7	3.0/5.0	80 to 600	.63	.62	.59
551-PS2603	P	DIP-6	UL	80	40	6	100/100	200 to 2000	.74	.73	.70
♦ 551-PS2603L	P	SOP-6	UL	80	40	6	100/100	200 to 2000	.78	.76	.74
♦ 551-PS2604L	Q	SOP-6	UL	80	40	6	100/100	200 to 2000	.78	.76	.74
551-PS2605	R	DIP-6	UL	80	80	7	3.0/5.0	80 to 600	.75	.71	.67
♦ 551-PS2605L	R	SOP-6	UL	80	80	7	3.0/5.0	80 to 600	.76	.72	.68
551-PS2606	S	DIP-6	UL	80	80	7	3.0/5.0	80 to 600	.80	.78	.75
♦ 551-PS2606L	S	SOP-6	UL	80	80	7	3.0/5.0	80 to 600	.85	.82	.80
♦ 551-PS2607L	T	SOP-6	UL	80	40	6	100/100	200 to 2000	.84	.82	.79
551-PS2608	U	DIP-6	UL	80	40	6	100/100	200 to 2000	.80	.78	.75
♦ 551-PS2608L	U	SOP-6	UL	80	40	6	100/100	200 to 2000	.85	.82	.80
551-PS2651-V	N	DIP-6	UL/VDE	80	80	7	3.0/5.0	50 to 400	.77	.75	.72
551-PS2652-V	O	DIP-6	UL/VDE	80	80	7	3.0/5.0	50 to 400	.78	.76	.73
551-PS2653-V	P	DIP-6	UL/VDE	80	40	6	3.0/5.0	200 to 2000	.86	.84	.81
551-PS2654-V	Q	DIP-6	UL/VDE	80	40	6	3.0/5.0	200 to 2000	.86	.84	.81
♦ 551-PS2701-1	A	SOP-4	UL	50	40	6	3.0/5.0	50 to 300	.57	.56	.54
♦ 551-PS2701-2	B	SOP-8	UL	50	40	6	3.0/5.0	50 to 300	1.13	1.11	1.07
♦ 551-PS2702-1	V	SOP-4	UL	50	40	6	200/200	200 to 2000	.61	.60	.57
♦ 551-PS2702-2	W	SOP-8	UL	50	40	6	200/200	200 to 2000	1.21	1.19	1.14
♦ 551-PS2702-4	X	SOP-16	UL	50	40	6	200/200	200 to 2000	2.42	2.38	2.29
♦ 551-PS2703-1	A	SOP-4	UL	50	120	6	10/10	50 to 400	.59	.58	.56
♦ 551-PS2703-2	B	SOP-8	UL	50	120	6	10/10	50 to 400	1.17	1.15	1.10
♦ 551-PS2705-1	H	SOP-4	UL	50	40	6	3.0/5.0	50 to 300	.57	.56	.54
♦ 551-PS2705-2	I	SOP-8	UL	50	40	6	3.0/5.0	50 to 300	1.13	1.11	1.07
♦ 551-PS2705-4	J	SOP-16	UL	50	40	6	3.0/5.0	50 to 300	2.27	2.22	2.14
♦ 551-PS2706-1	K	SOP-4	UL	50	40	6	200/200	200 to 2000	.68	.67	.65
♦ 551-PS2706-2	L	SOP-8	UL	50	40	6	200/200	200 to 2000	1.37	1.34	1.29
♦ 551-PS2706-4	M	SOP-16	UL	50	40	6	200/200	200 to 2000	2.74	2.69	2.58
♦ 551-PS2707-1	Y	SOP-4	UL	50	120	6	10/10	50 to 400	.70	.69	.66
♦ 551-PS2707-2	Z	SOP-8	UL	50	120	6	10/10	50 to 400	1.41	1.38	1.33
♦ 551-PS2801-1	A	SOP-4	None	50	80	6	3.0/5.0	80 to 600	1.13	1.10	1.06
♦ 551-PS2801-4	C	SOP-16	UL	50	80	6	3.0/5.0	80 to 600	5.02	4.87	4.73
♦ 551-PS2805-1	H	SOP-4	None	50	80	6	3.0/5.0	80 to 600	1.23	1.20	1.16
♦ 551-PS2805-4	J	SOP-16	UL	50	80	6	3.0/5.0	80 to 600	5.66	5.49	5.32
♦ 551-PS2806-1	K	SOP-4	None	50	40	6	200/200	200 to 2000	1.13	1.10	1.06

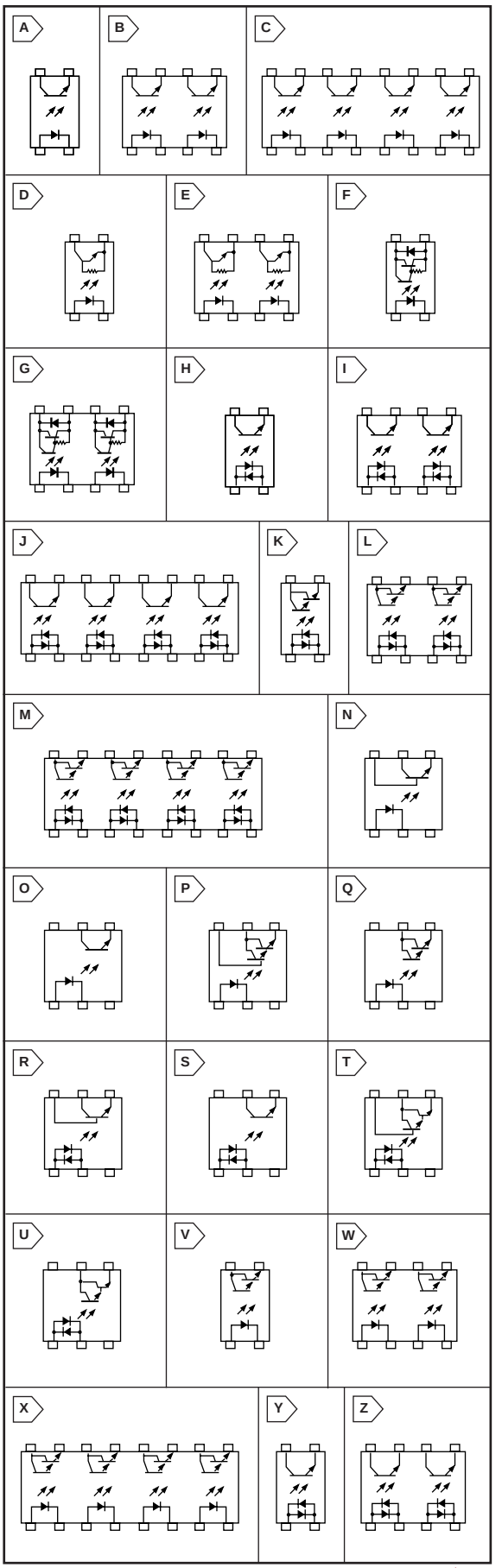

Optoelectronics

Formerly: Monsanto, General Instrument, Fairchild, Harris, Philips

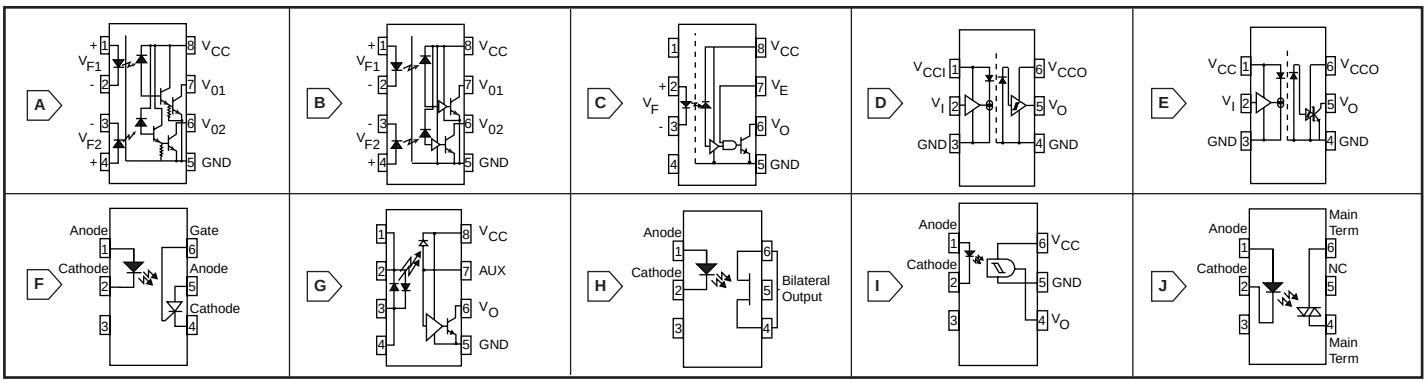

OPTOCOUPLER PRODUCTS

✻ UL Recognized

Dual Split Photo Darlington Output

For quantities greater than listed, call for quote.

MOUSER STOCK NO. Mfr.	Industry No.	Fig.	Isolation Voltage (VRMS)	V_{CC} (V)	Typical Rise/Fall (µSEC)	Price Each 1	100	500
✻ 512-	HCPL-2730	A	2.5KV	7.0	20/35	2.07	1.76	1.61
✻ 512-	HCPL-2731	A	2.5KV	18.0	2/10	2.12	1.80	1.65

Dual Very High-Speed Logic Gate Output

For quantities greater than listed, call for quote.

MOUSER STOCK NO. Mfr.	Industry No.	Fig.	Isolation Voltage (VRMS)	V_{CC} (V)	Typical Rise/Fall (µSEC)	Price Each 1	100	500
✻ 512-	HCPL-2630	B	2.5KV	5.5	.075/.075	2.82	2.40	2.20
✻ 512-	HCPL-2631	B	2.5KV	5.5	.075/.075	3.06	2.60	2.38

Very High-Speed Logic Gate Output

For quantities greater than listed, call for quote.

MOUSER STOCK NO. Mfr.	Industry No.	Fig.	Isolation Voltage (VRMS)	V_{CC} (V)	Typical Rise/Fall (µSEC)	Price Each 1	100	500
✻ 512-	6N137	C	2.5KV	5.5	.075/.075	1.06	.90	.82
✻ 512-	HCPL-2601	C	2.5KV	5.5	.075/.075	1.62	1.38	1.26

High-Speed Logic-to-Logic (Optologic™)

For quantities greater than listed, call for quote.

MOUSER STOCK NO. Mfr.	Industry No.	Fig.	Isolation Voltage (VRMS)	V_{OL} (V)	Typical Rise/Fall (µSEC)	Price Each 1	100	500
✻ 512-	74OL6000	D	5.3KV	0.6	0.1/0.1	2.94	2.50	2.29
✻ 512-	74OL6001	D	5.3KV	0.6	0.1/0.1	2.94	2.50	2.29
✻ 512-	74OL6010	E	5.3KV	0.6	0.12/0.18	2.94	2.50	2.29
✻ 512-	74OL6011	E	5.3KV	0.6	0.12/0.18	2.94	2.50	2.29

Photo SCR Output

For quantities greater than listed, call for quote.

MOUSER STOCK NO. Mfr.	Industry No.	Fig.	Isolation Voltage (VRMS)	Blocking Voltage	Typical t_{on} (µSEC)	Price Each 1	100	500
✻ 512-	4N39	F	5.3KV	200.0	1.0	.99	.84	.77
✻ 512-	4N40	F	5.3KV	200.0	1.0	1.25	1.06	.97
✻ 512-	H11C1	F	5.3KV	200.0	50	.94	.80	.73
✻ 512-	H11C2	F	5.3KV	200.0	50	.89	.76	.70
✻ 512-	H11C3	F	5.3KV	200.0	50	.85	.72	.66
✻ 512-	H11C4	F	5.3KV	400.0	50	.99	.84	.77
✻ 512-	H11C5	F	5.3KV	400.0	50	.94	.80	.73
✻ 512-	H11C6	F	5.3KV	400.0	50	.89	.76	.70

AC Line Monitor Logic-Out

For quantities greater than listed, call for quote.

MOUSER STOCK NO. Mfr.	Industry No.	Fig.	Isolation Voltage (VRMS)	BV CEO (V)	Typical Rise/Fall (mSEC)	Price Each 1	100	500
✻ 512-	MID400	G	2.25KV	5.5	1.0/1.0	3.17	2.70	2.47

Bilateral Analog FET Output

For quantities greater than listed, call for quote.

MOUSER STOCK NO. Mfr.	Industry No.	Fig.	Isolation Voltage (VRMS)	V_{BR} (V)	Typical t_{on}/t_{off} (µSEC)	Price Each 1	100	500
✻ 512-	H11F1	H	5.3KV	30.0	25/25	2.94	2.50	2.29
✻ 512-	H11F2	H	5.3KV	30.0	25/25	2.59	2.20	2.01
✻ 512-	H11F3	H	5.3KV	15.0	25/25	1.65	1.40	1.28

Schmitt Trigger Output

For quantities greater than listed, call for quote.

MOUSER STOCK NO. Mfr.	Industry No.	Fig.	Isolation Voltage (VRMS)	V_{CC} (V)	Typical t_{on}/t_{off} (µSEC)	Price Each 1	100	500
✻ 512-	H11L1	I	5.3KV	15.0	1.0/2.0	.94	.80	.73
✻ 512-	H11L2	I	5.3KV	15.0	1.0/2.0	.71	.60	.55
✻ 512-	H11L3	I	5.3KV	15.0	1.0/2.0	.82	.70	.64
✻ 512-	H11N1	I	5.3KV	15.0	0.3/0.3	5.29	4.50	4.12
✻ 512-	H11N2	I	5.3KV	15.0	0.3/0.3	4.70	4.00	3.66
✻ 512-	H11N3	I	5.3KV	15.0	0.3/0.3	2.94	2.50	2.29

Non-Zero-Crossing Triac Output

For quantities greater than listed, call for quote.

MOUSER STOCK NO. Mfr.	Industry No.	Fig.	Isolation Voltage (VRMS)	Blocking Voltage	Holding Current	Price Each 1	100	500
✻ 512-	MOC3010	J	5.3KV	250.0	100	.56	.48	.44
✻ 512-	MOC3011	J	5.3KV	250.0	100	.59	.50	.46
✻ 512-	MOC3012	J	5.3KV	250.0	100	.63	.54	.49
✻ 512-	MOC3020	J	5.3KV	400.0	100	.56	.48	.44
✻ 512-	MOC3021	J	5.3KV	400.0	100	.59	.50	.46
✻ 512-	MOC3022	J	5.3KV	400.0	100	.61	.52	.48
✻ 512-	MOC3023	J	5.3KV	400.0	100	.66	.56	.51

INFRARED INTERRUPTER SWITCHES

Photo Transistor

For quantities greater than listed, call for quote.

MOUSER STOCK NO. Mfr.	Industry No.	Fig.	Aperture Width (In.) LED/Sensor	Min I_C On @ 20mA/5V	BV CEO (V)	Price Each 1	100	500
512-	H21A1	A	.035 / .035	1.0mA	30	1.06	.90	.82
512-	H21A2	A	.035 / .035	2.0mA	30	1.10	.94	.86
512-	H22A1	B	.035 / .035	1.0mA	30	1.06	.90	.82
512-	H22A2	B	.035 / .035	2.0mA	30	1.10	.94	.86
512-	QVA11134	C	.050 / .050	1.0mA	30	1.10	.94	.86
512-	QVA11234	C	.050 / .050	1.0mA	30	1.10	.94	.86
512-	QVA11334	C	.050 / .050	1.0mA	30	1.10	.94	.86
512-	QVB11134	D	.050 / .050	1.0mA	30	1.10	.94	.86
512-	QVB11234	D	.050 / .050	1.0mA	30	1.10	.94	.86
512-	QVB11334	D	.050 / .050	1.0mA	30	1.10	.94	.86
512-	QVE11233	E	.080 / .080	0.5mA	30	1.15	.98	.90

Photo Darlington

For quantities greater than listed, call for quote.

MOUSER STOCK NO. Mfr.	Industry No.	Fig.	Aperture Width (In.) LED/Sensor	Min I_C On @10mA/1.5V	BV CEO (V)	Price Each 1	100	500
512-	H21B1	F	.035 / .035	7.5mA	30	1.81	1.54	1.41
512-	H21B2	F	.035 / .035	14.0mA	30	2.04	1.74	1.59
512-	H21B3	F	.035 / .035	25.0mA	30	2.30	1.96	1.79
512-	H21B4	F	.035 / .035	7.5mA	55	3.01	2.56	2.34
512-	H22B1	G	.035 / .035	14.0mA	30	1.83	1.56	1.43
512-	H22B2	G	.035 / .035	25.0mA	30	2.96	2.52	2.31
512-	QCK4	H	N/A	3.0mA	30	1.88	1.60	1.46

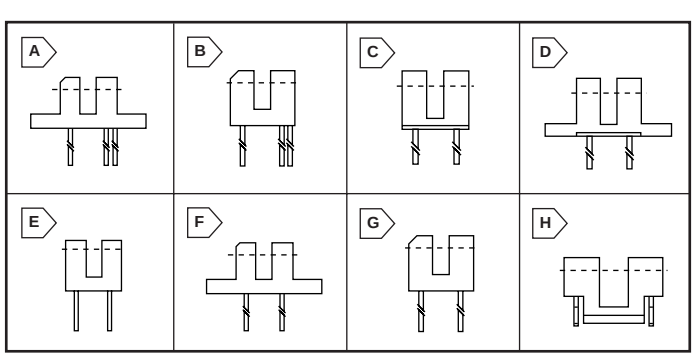

Optologic™

- Operating supply voltage: 4.5 to 16.0 volts

For quantities greater than listed, call for quote.

MOUSER STOCK NO. Mfr.	Industry No.	Fig.	Forward Current	Hysteresis Ratio Typ. $I_F(+)/I_F(-)$	Threshold Current Turn On	Turn Off	Price Each 1	100	500
512-	H21LOI	A	50mA	1.2	15mA	0.5mA	2.19	1.86	1.70
512-	H21LOB	B	50mA	1.2	15mA	0.5mA	2.19	1.86	1.70
512-	H22LOI	A	50mA	1.2	15mA	0.5mA	2.19	1.86	1.70
512-	H22LOB	B	50mA	1.2	15mA	0.5mA	2.28	1.94	1.78

Optocoupler Products

QT OPTOELECTRONICS

Formerly: Monsanto, General Instrument, Fairchild, Harris, Philips

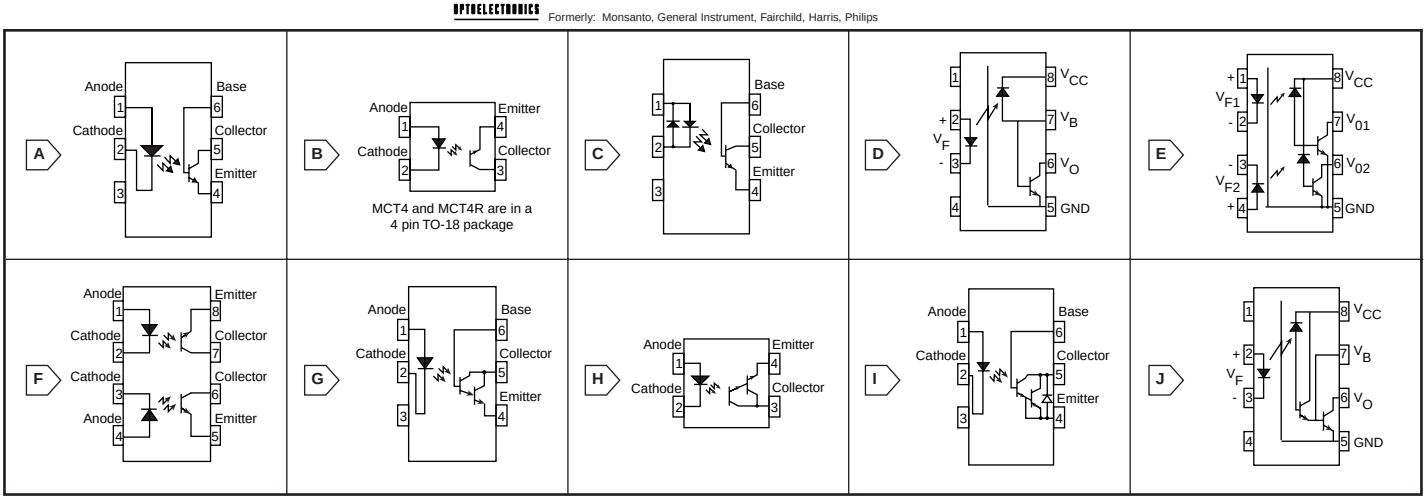

✻ UL Recognized
✻✻ UL Recognized & VDE Approved

PHOTO TRANSISTOR OUTPUT

For quantities greater than listed, call for quote.

	MOUSER STOCK NO.		Fig.	Isolation Voltage (VRMS)	BV CEO (V)	Typical Rise/Fall (µSEC)	Price Each		
	Mfr.	Industry No.					1	100	500
✻	512-	4N25	A	5.3KV	30.0	3/3	.38	.32	.29
✻	512-	4N26	A	5.3KV	30.0	3/3	.38	.32	.29
✻	512-	4N27	A	5.3KV	30.0	3/3	.35	.30	.27
✻	512-	4N28	A	5.3KV	30.0	3/3	.35	.30	.27
✻	512-	4N35	A	5.3KV	30.0	5/5	.40	.34	.31
✻	512-	4N36	A	5.3KV	30.0	5/5	.38	.32	.29
✻	512-	4N37	A	5.3KV	30.0	5/5	.35	.30	.27
✻✻	512-	CNW11AV-13	A	4.0KV	70.0	15/15	.99	.84	.77
✻✻	512-	CNW11AV-23	A	4.0KV	70.0	15/15	.89	.76	.70
✻	512-	CNY17-1	A	5.3KV	70.0	10/10	.47	.40	.37
✻✻	512-	CNY17-13	A	5.3KV	70.0	10/10	.52	.44	.40
✻	512-	CNY17-2	A	5.3KV	70.0	10/10	.47	.40	.37
✻✻	512-	CNY17-23	A	5.3KV	70.0	10/10	.52	.44	.40
✻	512-	CNY17-3	A	5.3KV	70.0	10/10	.47	.40	.37
✻✻	512-	CNY17-33	A	5.3KV	70.0	10/10	.52	.44	.40
✻	512-	CNY17-4	A	5.3KV	70.0	10/10	.47	.40	.37
✻✻	512-	CNY17-43	A	5.3KV	70.0	10/10	.52	.44	.40
✻	512-	H11A1	A	5.3KV	30.0	2/2	.47	.40	.37
✻✻	512-	H11A13	A	5.3KV	30.0	2/2	.52	.44	.40
✻	512-	H11A2	A	5.3KV	30.0	2/2	.42	.36	.33
✻	512-	H11A3	A	5.3KV	30.0	2/2	.42	.36	.33
✻	512-	H11A4	A	5.3KV	30.0	2/2	.40	.34	.31
✻	512-	H11A5	A	5.3KV	30.0	2/2	.45	.38	.35
✻	512-	H11AG1	A	5.3KV	30.0	5/5	1.18	1.00	.92
✻	512-	H24A1	H	3.75KV	30.0	9/4	2.21	1.88	1.72
✻	512-	H24A2	H	3.75KV	30.0	9/4	2.02	1.72	1.57
✻	512-	MCT2	A	5.3KV	30.0	10/10	.45	.38	.35
✻	512-	MCT210	A	5.3KV	30.0	5/5	.59	.50	.46
✻✻	512-	MCT22003	A	5.3KV	30.0	10/10	.52	.44	.40
✻	512-	MCT26	A	5.3KV	30.0	5/5	.35	.30	.27
✻	512-	MCT270	A	5.3KV	30.0	10/10	.45	.38	.35
✻	512-	MCT271	A	5.3KV	30.0	7/7	.52	.44	.40
✻	512-	MCT2E	A	5.3KV	30.0	5/5	.45	.38	.35
	512-	MCT4	B	1.0KVDC	30.0	2/2	12.93	11.00	10.07
	512-	MCT4R	B	1.0KVDC	30.0	2/2	24.68	21.00	19.22
✻	512-	MCT5200	A	5.3KV	30.0	12/12	.82	.70	.64
✻	512-	MCT5201	A	5.3KV	30.0	30/13	.85	.72	.66
✻	512-	MCT5210	A	5.3KV	30.0	10/10	.87	.74	.68
✻	512-	MCT5211	A	5.3KV	30.0	25/25	.89	.76	.70
✻	512-	TIL111	A	5.3KV	30.0	10/10	.35	.30	.27

PHOTO TRANSISTOR OUTPUT

For quantities greater than listed, call for quote.

	MOUSER STOCK NO.		Fig.	Isolation Voltage (VRMS)	BV CEO (V)	Typical Rise/Fall (µSEC)	Price Each		
	Mfr.	Industry No.					1	100	500
✻	512-	H11AA1	C	5.3KV	30.0	5/5	.71	.60	.55
✻	512-	H11AA2	C	5.3KV	30.0	5/5	.59	.50	.46
✻	512-	H11AA3	C	5.3KV	30.0	5/5	.73	.62	.57
✻	512-	H11AA4	C	5.3KV	30.0	5/5	.78	.66	.60

HIGH VOLTAGE PHOTO TRANSISTOR OUTPUT

For quantities greater than listed, call for quote.

	MOUSER STOCK NO.		Fig.	Isolation Voltage (VRMS)	BV CEO (V)	Typical Rise/Fall (µSEC)	Price Each		
	Mfr.	Industry No.					1	100	500
✻	512-	4N38	A	5.3KV	80.0	5/5	.66	.56	.51
✻	512-	H11D1	A	5.3KV	300.0	5/5	.71	.60	.55
✻✻	512-	H11D13	A	5.3KV	300.0	5/5	.75	.64	.59
✻	512-	H11D2	A	5.3KV	300.0	5/5	.71	.60	.55
✻✻	512-	H11D23	A	5.3KV	300.0	5/5	.66	.56	.51
✻	512-	H11D3	A	5.3KV	200.0	5/5	.66	.56	.51

HIGH-SPEED PHOTO TRANSISTOR OUTPUT

For quantities greater than listed, call for quote.

	MOUSER STOCK NO.		Fig.	Isolation Voltage (VRMS)	V_{CC} (V)	Typical Rise/Fall (µSEC)	Price Each		
	Mfr.	Industry No.					1	100	500
✻	512-	6N135	D	2.5KV	15.0	1.5/1.5	.85	.72	.66
✻	512-	6N136	D	2.5KV	15.0	0.8/0.8	.87	.74	.68
✻	512-	HCPL-2503	D	2.5KV	15.0	0.8/0.8	1.29	1.10	1.01

DUAL HIGH-SPEED PHOTO TRANSISTOR OUTPUT

For quantities greater than listed, call for quote.

	MOUSER STOCK NO.		Fig.	Isolation Voltage (VRMS)	V_{CC} (V)	Typical Rise/Fall (µSEC)	Price Each		
	Mfr.	Industry No.					1	100	500
✻	512-	HCPL-2531	E	2.5KV	15.0	0.8/0.8	2.23	1.90	1.74

DUAL PHOTO TRANSISTOR OUTPUT

For quantities greater than listed, call for quote.

	MOUSER STOCK NO.		Fig.	Isolation Voltage (VRMS)	BV CEO (V)	Typical Rise/Fall (µSEC)	Price Each		
	Mfr.	Industry No.					1	100	500
✻	512-	MCT6	F	2.5KV	30.0	5/15	.71	.60	.55
✻	512-	MCT61	F	2.5KV	30.0	5/15	.75	.64	.59
✻	512-	MCT62	F	2.5KV	30.0	5/15	.82	.70	.64

PHOTO DARLINGTON OUTPUT

For quantities greater than listed, call for quote.

	MOUSER STOCK NO.		Fig.	Isolation Voltage (VRMS)	BV CEO (V)	Typical Rise/Fall (µSEC)	Price Each		
	Mfr.	Industry No.					1	100	500
✻	512-	4N29	G	5.3KV	30.0	5/40	.38	.32	.29
✻	512-	4N30	G	5.3KV	30.0	5/40	.38	.32	.29
✻	512-	4N31	G	5.3KV	30.0	5/40	.35	.30	.27
✻	512-	4N32	G	5.3KV	30.0	5/100	.42	.36	.33
✻	512-	4N33	G	5.3KV	30.0	5/100	.42	.36	.33
✻	512-	H11B1	G	5.3KV	25.0	125/100	.59	.50	.46
✻	512-	H11B2	G	5.3KV	25.0	125/100	.56	.48	.44
✻	512-	H11B255	G	5.3KV	55.0	125/100	.63	.54	.49
✻	512-	H11B3	G	5.3KV	25.0	125/100	.54	.46	.42
✻	512-	H24B1	H	3.75KV	30.0	100/60	3.29	2.80	2.56
✻	512-	MCA231	G	5.3KV	30.0	10/100	.63	.54	.49
✻	512-	MCA255	G	5.3KV	30.0	10/100	.63	.54	.49

HIGH VOLTAGE PHOTO DARLINGTON OUTPUT

For quantities greater than listed, call for quote.

	MOUSER STOCK NO.		Fig.	Isolation Voltage (VRMS)	BV CEO (V)	Typical Rise/Fall (µSEC)	Price Each		
	Mfr.	Industry No.					1	100	500
✻	512-	H11G1	I	5.3KV	100.0	5/100	.75	.64	.59
✻	512-	H11G2	I	5.3KV	80.0	5/100	.73	.62	.57
✻	512-	H11G3	I	5.3KV	55.0	5/100	.71	.60	.55
✻	512-	H11G45	I	5.3KV	55.0	5/150	1.79	1.52	1.39
✻	512-	H11G46	I	5.3KV	55.0	5/150	2.04	1.74	1.59

HIGH GAIN SPLIT PHOTO DARLINGTON OUTPUT

For quantities greater than listed, call for quote.

	MOUSER STOCK NO.		Fig.	Isolation Voltage (VRMS)	V_{CC} (V)	Typical Rise/Fall (µSEC)	Price Each		
	Mfr.	Industry No.					1	100	500
✻	512-	6N138	J	2.5KV	7.0	10/35	.94	.80	.73
✻	512-	6N139	J	2.5KV	18.0	25/60	1.06	.90	.82

INFRARED EMITTING DIODES AND PHOTO DETECTORS

Infrared Emitting Diodes

For quantities greater than listed, call for quote.

MOUSER STOCK NO. Mfr.	Industry No.	Fig.	Min. Power Output	Max. Fwd Volt	Peak Emission Wave-Length	Beam Angle +/-	Price Each 1	100	500
512-	1N6264	A	6mW	1.7V	940	10	2.82	2.40	2.20
512-	1N6265	B	6mW	1.7V	940	40	2.82	2.40	2.20
512-	1N6266	A	25mW/sr	1.7V	940	10	3.90	3.32	3.04
512-	CQX14	A	5.40mW	1.7V	940	10	1.76	1.50	1.37
512-	CQX15	B	5.40mW	1.7V	940	40	1.76	1.50	1.37
512-	F5D1	A	12mW	1.7V	880	10	2.00	1.70	1.56
512-	F5D2	A	9mW	1.7V	880	10	1.83	1.56	1.43
512-	F5D3	A	10.5mW	1.7V	880	10	1.88	1.60	1.46
512-	F5E1	B	12mW	1.7V	880	40	2.00	1.70	1.56
512-	F5E2	B	9mW	1.7V	880	40	1.83	1.56	1.43
512-	F5E3	B	10.5mW	1.7V	880	40	1.88	1.60	1.46
512-	F5F1	C	0.28mW/sr	1.7V	940	35	.40	.34	.31
512-	LED55B	A	3.50mW	1.7V	940	10	1.69	1.44	1.32
512-	LED55C	A	5.40mW	1.7V	940	10	1.76	1.50	1.37
512-	LED56	A	1.50mW	1.7V	940	10	1.65	1.40	1.28
512-	LED55BF	B	3.50mW	1.7V	940	40	1.69	1.44	1.32
512-	LED55CF	B	5.40mW	1.7V	940	40	1.74	1.48	1.35
512-	LED56F	B	1.50mW	1.7V	940	40	1.65	1.40	1.28
512-	QEC113	D	0.07mW/10°	1.5V	940	8	.38	.32	.29
512-	QED123	E	0.24mW/10°	1.7V	880	9	.52	.44	.40
512-	QED222	E	.085mW/10°	1.7V	880	20	.47	.40	.37
512-	QED223	E	25mW/sr	1.7V	880	20	.49	.42	.38
512-	QED233	E	0.05 mW/10°	1.5V	940	20	.35	.30	.27
512-	QED234	E	0.13mW/10°	1.5V	940	20	.40	.34	.31
512-	QED423	F	0.10mW/10°	1.7V	880	35	.56	.48	.44
512-	QED522	F	0.10mW/10°	1.7V	880	15	.54	.46	.42
512-	QED523	F	0.20mW/10°	1.7V	880	15	.56	.48	.44
512-	QEE113	G	0.015mW/10°	1.5V	940	25	.40	.34	.31
512-	QEE123	G	0.04mW/10°	1.5V	880	25	.59	.50	.46

Photo Detectors

For quantities greater than listed, call for quote.

MOUSER STOCK NO. Mfr.	Industry No.	Fig.	On-State Collector Current	BV CEO (V)	I_{CEO} VCC /nA (max.)	Price Each 1	100	500
Photo Transistors								
512-	BPW36	H	6.0	45	10 / 100	1.53	1.30	1.19
512-	BPW37	H	3.0	45	10 / 100	1.41	1.20	1.10
512-	L14C1	I	1.0	50	20 / 100	1.53	1.30	1.19
512-	L14C2	I	0.5	50	20 / 100	1.41	1.20	1.10
512-	L14G1	H	6.0	45	10 / 100	1.53	1.30	1.19
512-	L14G2	H	3.0	45	10 / 100	1.41	1.20	1.10
512-	L14G3	H	12.0	45	10 / 100	1.65	1.40	1.28
512-	L14N1	I	3.0	30	10 / 100	1.60	1.36	1.24
512-	L14N2	I	6.0	30	10 / 100	1.65	1.40	1.28
512-	L14P1	H	4.0	30	10 / 100	1.69	1.44	1.32
512-	L14P2	H	8.0	30	10 / 100	1.74	1.48	1.35
512-	L14Q1	C	1.0	30	25 / 100	.31	.26	.24
512-	QSC112	D	1.0	30	10 / 100	.38	.32	.29
512-	QSC113	D	2.4	30	10 / 100	.40	.34	.31
512-	QSC114	D	4.0	30	10 / 100	.45	.38	.35
512-	QSD122	E	1.0	30	10 / 100	.38	.32	.29
512-	QSD123	E	4.0	30	10 / 100	.40	.34	.31
512-	QSD124	E	6.0	30	10 / 100	.42	.36	.33
512-	QSD422	F	0.3	30	10 / 100	.63	.54	.49
512-	QSD423	F	1.2	30	10 / 100	.66	.56	.51
512-	QSD424	F	1.8	30	10 / 100	.68	.58	.53
512-	QSD722	J	0.6	30	10 / 100	.63	.54	.49
512-	QSD723	J	2.5	30	10 / 100	.66	.56	.51
512-	QSE113	G	0.25	30	10 / 100	.31	.26	.24
512-	QSE114	G	1.0	30	10 / 100	.33	.28	.26
Photo Darlington								
512-	BPW38	H	3.0	25	12 / 100	2.07	1.76	1.61
512-	L14F1	H	3.0	25	12 / 100	2.07	1.76	1.61
512-	L14F2	H	1.0	25	12 / 100	1.95	1.66	1.52
512-	L14R1	C	5.0	30	25 / 100	.52	.44	.40

OPTOLOGIC™ PHOTOSENSORS

For quantities greater than listed, call for quote.

MOUSER STOCK NO. Mfr.	Industry No.	Fig.	Positive Threshold mw/cm²	Function	V_{CC} (V)	Price Each 1	100	500
512-	L14LOB	K	.250	Buff T/P	4.5-16.0	1.48	1.26	1.15
512-	L14LOI	K	.250	Inv T/P	4.5-16.0	1.48	1.26	1.15
512-	QSE156	L	.250	Buff T/P	4.5-16.0	1.48	1.26	1.15
512-	QSE157	L	.250	Inv T/P	4.5-16.0	1.48	1.26	1.15
512-	QSE158	L	.250	Buff O/C	4.5-16.0	1.48	1.26	1.15
512-	QSE159	L	.250	Inv O/C	4.5-16.0	1.48	1.26	1.15

REFLECTIVE PHOTO SENSORS Photo Transistor Output

MOUSER STOCK NO. Mfr.	Industry No.	Fig.	On-State Collector Current	I_F/VCE	BV CEO (V)	Price Each 1	100	500
512-	QRB1114	M	.60mA	40mA/5V	30	1.48	1.26	1.15
512-	QRB1134	N	.60mA	40mA/5V	30	2.66	2.26	2.07
512-	QRD1114	O	1.0mA	20mA/5V	30	1.41	1.20	1.10

DIMENSIONS (IN.)

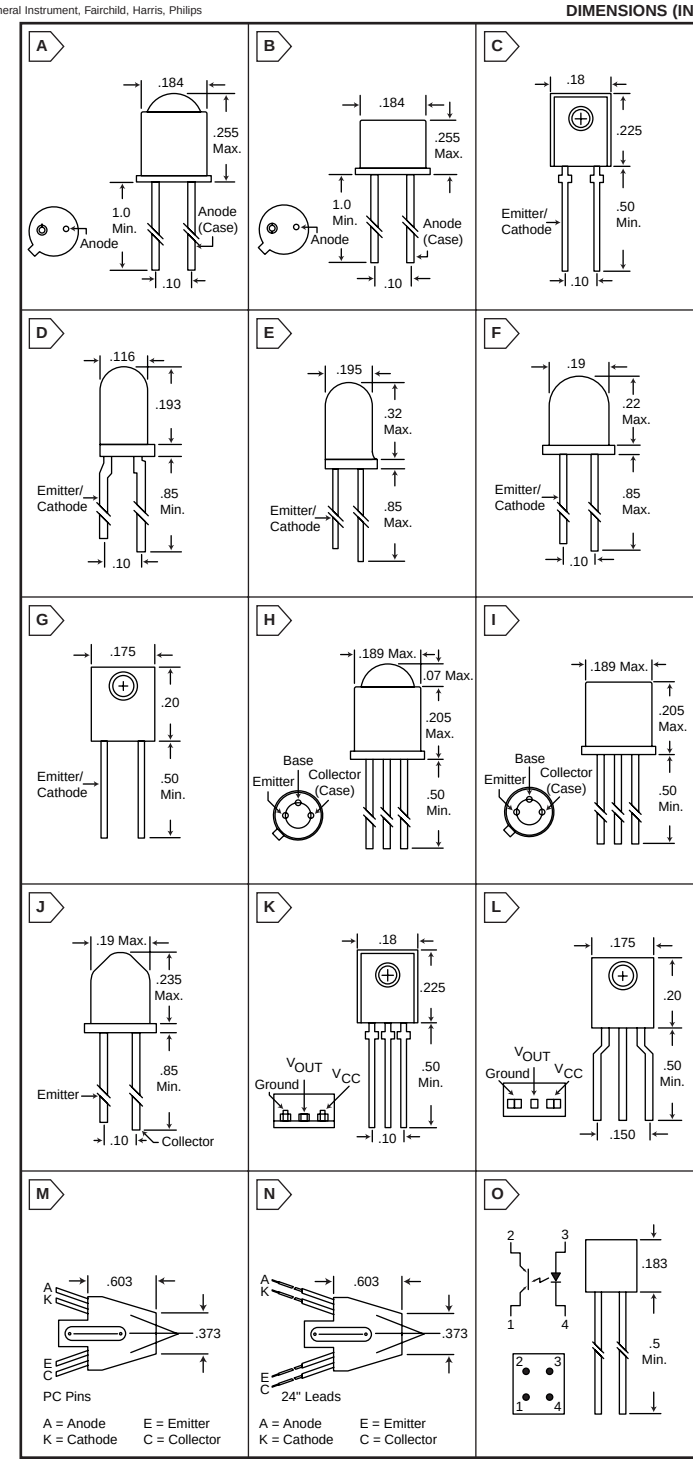

MATCHED EMITTER / DETECTOR PAIRS

- Emitter color: black

For quantities greater than listed, call for quote.

MOUSER STOCK NO. Mfr.	Industry No.	Fig.	I_C (On) (mA) min.	I_F / V_{CE}	Detector Stripe Color	BV CEO (V)	Price Each 1	100	500
Photo Transistor / LED Pairs									
512-	H23A1	C	1.5	30mA / 5V	Gray	30	.87	.74	.68
Photo Darlington / LED Pairs									
512-	H23B1	C	7.5	10mA / 1.5V	Yellow	30	.96	.82	.75

Optologic™ / LED Pairs

- Emitter: Figure C
- Detector: Figure K
- Operating supply voltage: 4.0 to 16.0 volts

For quantities greater than listed, call for quote.

MOUSER STOCK NO. Mfr.	Industry No.	Fig.	Forward Current	Hysteresis Ratio (Typ) IF(+)/IF(-)	Positive Threshold Turn On	TurnOff	Price Each 1	100	500
512-	H23LOI	C/K	3.0-60mA	0.5 - 0.9	10mA	7.5mA	1.53	1.30	1.19

LED LAMPS

1206 Size SMD LED Lamps

♦ Surface Mount Device

For quantities greater than listed, call for quote.

MOUSER STOCK NO.	Color		Forward Voltage		Luminous Intensity		Peak Wave-length p (nm)	Viewing Angle	Price Each		
	LED	Lens	Typ.	Max.	Min.	Typ.			1	100	500
♦ 512-QTLP650C2	Red	Water Clear	2.0	2.8	3.6	6.0	640	140°	.29	.24	.22
♦ 512-QTLP650C3	Yellow	Water Clear	2.0	2.8	3.6	6.0	585	140°	.30	.25	.23
♦ 512-QTLP650C4	Green	Water Clear	2.0	2.8	6.0	10.0	570	140°	.30	.25	.23
♦ 512-QTLP650D2	Red	Red Diff.	2.0	2.8	2.4	4.0	640	160°	.30	.25	.23
♦ 512-QTLP650D3	Yellow	Yellow Diff.	2.0	2.8	2.4	4.0	585	160°	.34	.28	.25
♦ 512-QTLP650D4	Green	Green Diff.	2.1	2.8	4.0	6.5	570	160°	.34	.28	.25

DIMENSIONS (IN.)

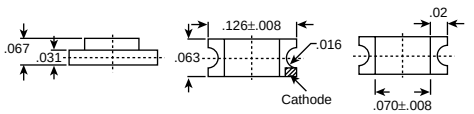

LED LAMPS

Standard T-3/4

For quantities greater than listed, call for quote.

MOUSER STOCK NO.	Fig.	Color		Forward Voltage		Luminous Intensity		Peak Wave-length p (nm)	Viewing Angle	Price Each		
		LED	Lens	Typ.	Max.	Min.	Typ.			1	100	500
512-HLMPQ105	A	Red	Red Clear	1.8	2.2	15.0	35.0	645	28°	.53	.42	.38
512-HLMP6305A	A	Hi-Eff Red	Red Clear	1.8	3.0	3.0	12.0	635	25°	.28	.24	.22
512-HLMP6405	A	Yellow	Yellow Clear	1.8	3.0	3.0	12.0	583	28°	.40	.32	.29
512-HLMP6505A	A	Green	Green Clear	2.0	3.0	3.0	12.0	570	25°	.28	.24	.22

Standard T-1

For quantities greater than listed, call for quote.

512-MV5774C	B	Hi-Eff Red	Red Diff.	2.0	3.0	1.5	9.0	635	90°	.20	.16	.15
512-MV5474C	B	Hi-Eff Green	Green Diff.	2.2	3.0	1.2	9.0	565	90°	.23	.18	.16
512-MV5374C	B	Yellow	Yellow Diff.	2.1	3.0	1.8	9.0	585	90°	.23	.18	.16

Dual Color T-1 3/4

For quantities greater than listed, call for quote.

MOUSER STOCK NO.	Fig.	Color		Forward Voltage		Luminous Intensity		Peak Wave-length p (nm)	Viewing Angle	Price Each		
		LED	Lens	Typ.	Max.	Min.	Typ.			1	100	500
512-MV5337	C	Red/Yellow	White Diff.	2.1	3.0	2.0	6.0	660/585	100°	.40	.32	.29
512-MV5437	C	Red/Green	White Diff.	2.1	3.0	2.0	6.0	630/567	100°	.40	.32	.29

Ultra Bright T-1 3/4

For quantities greater than listed, call for quote.

512-HLMP3750A	D	Hi-Eff Red	Pale Red Tint	2.2	3.0	80	150	635	24°	.23	.18	.16
512-HLMP3950A	D	Hi-Eff Green	Pale Grn Tint	2.2	3.0	80	150	565	24°	.25	.20	.18
512-HLMP3850A	D	Yellow	Pale Yel Tint	2.2	3.0	80	150	585	24°	.25	.20	.18

Super Bright T-1

For quantities greater than listed, call for quote.

MOUSER STOCK NO.	Fig.	Color		Forward Voltage		Luminous Intensity		Peak Wave-length p (nm)	Viewing Angle	Price Each		
		LED	Lens	Typ.	Max.	Min.	Typ.			1	100	500
512-HLMP1340	E	Hi-Eff Red	Pale Org Tint	2.2	3.0	24	60	635	45°	.23	.18	.16
512-HLMP1540	E	Hi-Eff Green	Pale Grn Tint	2.2	3.0	24	60	565	45°	.25	.20	.18
512-HLMP1440	E	Yellow	Pale Yel Tint	2.2	3.0	24	60	585	45°	.23	.18	.16
512-HLMPK105	E	Red	Water Clear	1.8	2.2	35	65	645	45°	.43	.34	.31

Super Bright T-1 3/4

For quantities greater than listed, call for quote.

MOUSER STOCK NO.	Fig.	Color		Forward Voltage		Luminous Intensity		Peak Wave-length p (nm)	Viewing Angle	Price Each		
		LED	Lens	Typ.	Max.	Min.	Typ.			1	100	500
512-MV8102	F	Red	Water Clear	1.7	2.4	250	370	660	20°	.24	.20	.18
512-MV8103	F	Red	Water Clear	1.7	2.4	630	940	660	20°	.45	.38	.35
512-MV8104	F	Red	Water Clear	1.7	2.4	1000	1500	660	20°	.52	.44	.40
512-MV8190	F	Red	Red Diff	1.7	2.4	63	100	660	45°	.31	.26	.24
512-MV8191	F	Red	Red Diff	1.7	2.4	100	200	660	45°	.35	.30	.27
512-MV8140	F	Red	Water Clear	1.7	2.4	120	220	660	40°	.26	.22	.20
512-MV8141	F	Red	Water Clear	1.7	2.4	250	370	660	40°	.31	.26	.24
512-MV8111	F	Red	Water Clear	1.7	2.4	250	370	660	12°	.26	.22	.20
512-MV8112	F	Red	Water Clear	1.7	2.4	630	930	660	12°	.30	.24	.22
512-MV8113	F	Red	Water Clear	1.7	2.4	1000	1500	660	12°	.45	.36	.33
512-MV8114	F	Red	Water Clear	1.7	2.4	1600	2400	660	12°	.56	.48	.44
512-MV8410	F	Green	Water Clear	2.1	2.8	160	240	565	12°	.26	.22	.20
512-MV8411	F	Green	Water Clear	2.1	2.8	240	370	565	12°	.31	.26	.24
512-MV8412	F	Green	Water Clear	2.1	2.8	250	620	565	12°	.35	.30	.27
512-MV8303	F	Yellow	Water Clear	2.1	2.8	630	940	590	20°	.66	.56	.51
512-MV8304	F	Yellow	Water Clear	2.1	2.8	1000	1500	590	20°	.73	.62	.57
512-MV8305	F	Yellow	Water Clear	2.1	2.8	1600	2400	590	20°	.82	.70	.64
512-MV8313	F	Yellow	Water Clear	2.1	2.8	630	940	590	12°	.66	.56	.51
512-MV8314	F	Yellow	Water Clear	2.1	2.8	1000	1500	590	12°	.73	.62	.57
512-MV8315	F	Yellow	Water Clear	2.1	2.8	1600	2400	590	12°	.82	.70	.64
512-MV8316	F	Yellow	Water Clear	2.1	2.8	2500	3500	590	12°	.89	.76	.70
512-MV8341	F	Yellow	Water Clear	2.1	2.8	160	220	660	45°	.66	.56	.51
512-MV8342	F	Yellow	Water Clear	2.1	2.8	250	370	590	45°	.75	.64	.59
512-MV8703	F	Orange	Water Clear	2.1	2.8	630	940	620	20°	.71	.60	.55
512-MV8704	F	Orange	Water Clear	2.1	2.8	1000	1500	620	20°	.78	.66	.60
512-MV8705	F	Orange	Water Clear	2.1	2.8	1600	2400	620	20°	.85	.72	.66
512-MV8713	F	Orange	Water Clear	2.1	2.8	630	940	620	12°	.66	.56	.51
512-MV8714	F	Orange	Water Clear	2.1	2.8	1000	1500	620	12°	.73	.62	.57
512-MV8715	F	Orange	Water Clear	2.1	2.8	1600	2400	620	12°	.82	.70	.64
512-MV8716	F	Orange	Water Clear	2.1	2.8	2500	3500	620	12°	.89	.76	.70
512-MV8741	F	Orange	Water Clear	2.1	2.8	250	370	620	45°	.66	.56	.51
512-MV8742	F	Orange	Water Clear	2.1	2.8	400	600	620	45°	.75	.64	.59

DIMENSIONS (IN.)

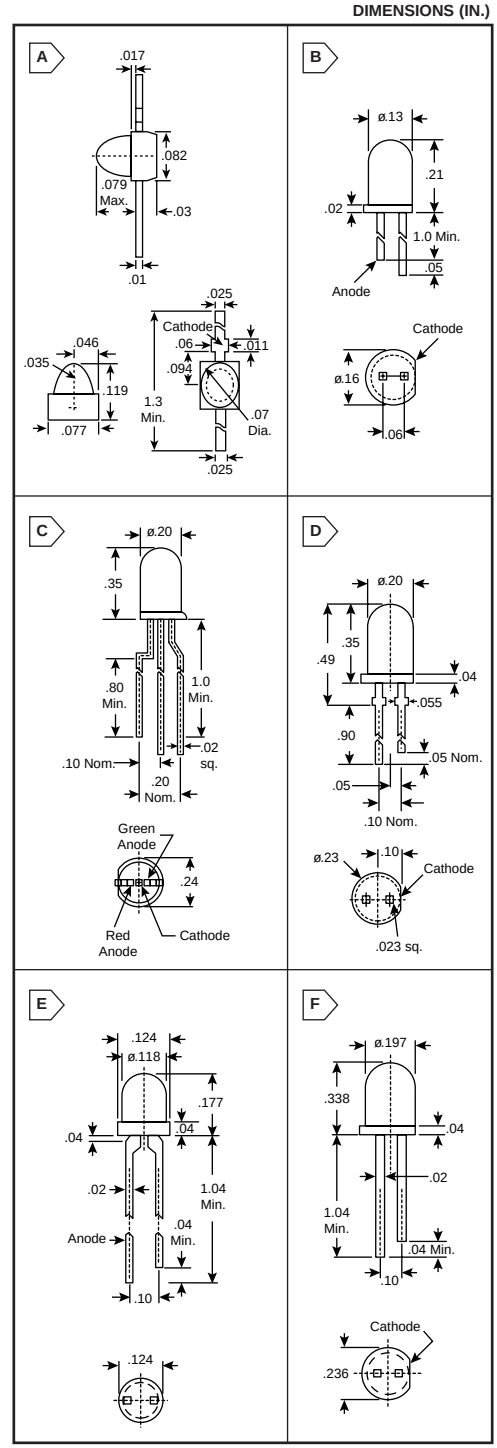

LED Circuit Board Indicators and LED Lamps

Formerly: Monsanto, General Instrument, Fairchild, Harris, Philips

DIMENSIONS (IN.)

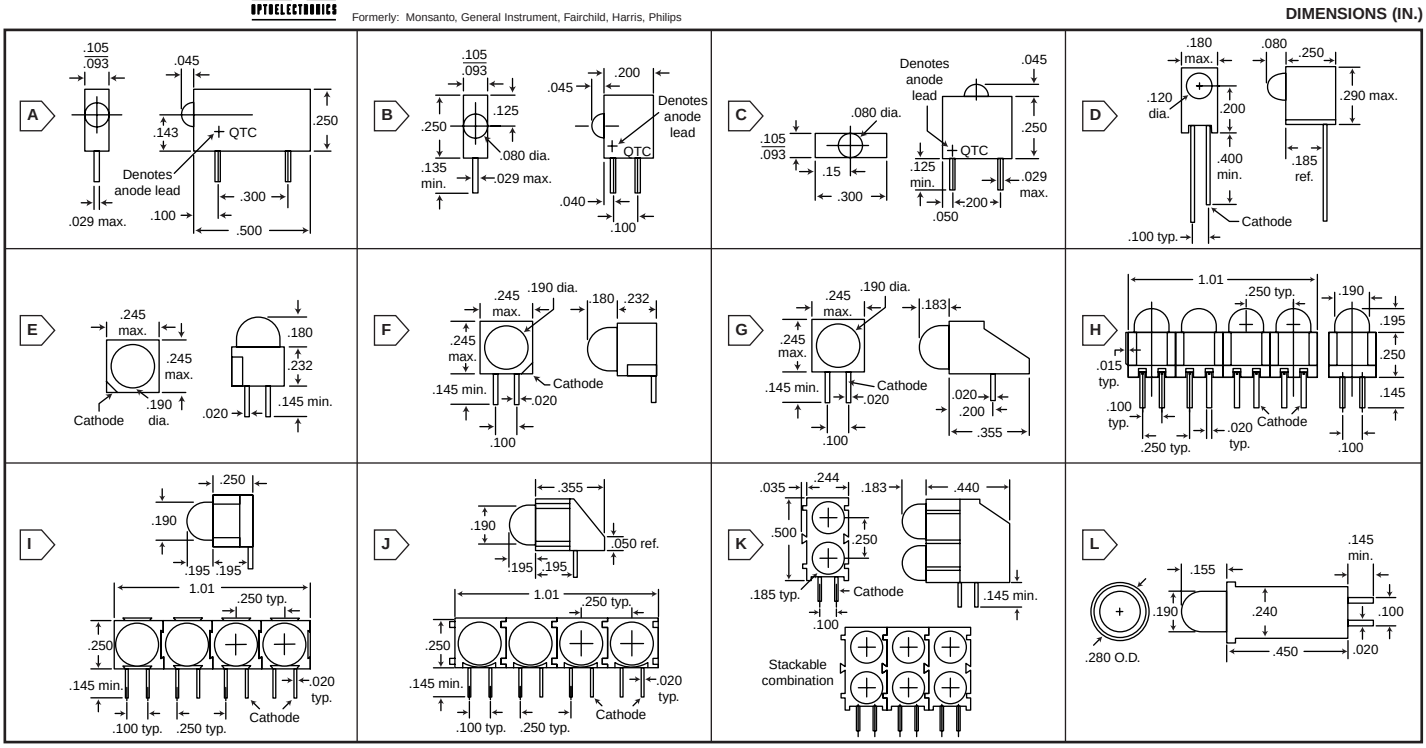

T-3/4 SUBMINIATURE PCB INDICATORS

For quantities greater than listed, call for quote.

MOUSER STOCK NO.	Fig.	Color	Description	V_F	mcd	mA	Price Each 1	100	500
512-MV5000.MP1	A	Red	Right angle	1.7	3.0	20	.59	.50	.46
512-MV5300.MP1	A	Yellow	Right angle	2.1	2.0	20	.59	.50	.46
512-MV5400.MP1	A	Green	Right angle	2.3	3.5	20	.59	.50	.46
512-MV5000.MP2	B	Red	Right angle	1.7	3.0	20	.59	.50	.46
512-MV5300.MP2	B	Yellow	Right angle	2.1	2.0	20	.56	.48	.44
512-MV5400.MP2	B	Green	Right angle	2.3	3.5	20	.56	.48	.44
512-MV5000.MP3	C	Red	Straight	1.7	3.0	20	.61	.52	.48
512-MV5300.MP3	C	Yellow	Straight	2.1	2.0	20	.59	.50	.46
512-MV5400.MP3	C	Green	Straight	2.3	3.5	20	.59	.50	.46

T-1 PCB INDICATORS

For quantities greater than listed, call for quote.

MOUSER STOCK NO.	Fig.	Color	Description	V_F	mcd	mA	Price Each 1	100	500
512-MV5064.MP4B	D	Red	Right angle	1.6	1.5	20	.33	.28	.26
512-MV5364.MP4B	D	Yellow	Right angle	2.1	2.0	10	.35	.30	.27
512-MV5464.MP4B	D	Green	Right angle	2.2	5.0	20	.35	.30	.27
512-MV5764.MP4B	D	Hi-Eff. Red	Right angle	2.0	2.0	10	.35	.30	.27

T-1 3/4 PCB INDICATORS

For quantities greater than listed, call for quote.

MOUSER STOCK NO.	Fig.	Color	Description	V_F	mcd	mA	Price Each 1	100	500
512-MV60539.MP5	E	Red	Straight	1.7	3.2	20	.33	.28	.26
512-MV63539.MP5	E	Yellow	Straight	2.1	20.0	20	.35	.30	.27
512-MV64539.MP5	E	Green	Straight	2.2	28.0	20	.33	.28	.26
512-MV67539.MP5	E	Hi-Eff. Red	Straight	2.1	15.0	20	.33	.28	.26
512-MV60539.MP6	F	Red	Right angle	1.7	3.2	20	.33	.28	.26
512-MV63539.MP6	F	Yellow	Right angle	2.1	20.0	20	.35	.30	.27
512-MV64539.MP6	F	Green	Right angle	2.2	28.0	20	.33	.28	.26
512-MV67539.MP6	F	Hi-Eff. Red	Right angle	2.1	15.0	20	.33	.28	.26
512-MV60539.MP7	G	Red	Right angle	1.7	3.2	20	.35	.30	.27
512-MV63539.MP7	G	Yellow	Right angle	2.1	20.0	20	.35	.30	.27
512-MV64539.MP7	G	Green	Right angle	2.2	28.0	20	.33	.28	.26
512-MV67539.MP7	G	Hi-Eff. Red	Right angle	2.1	15.0	20	.35	.30	.27

T-1 3/4 BI-COLOR PCB INDICATORS

For quantities greater than listed, call for quote.

MOUSER STOCK NO.	Fig.	Color	Description	V_F	mcd	mA	Price Each 1	100	500
512-MV54919.MP5	E	Red/green	Straight angle	2.3	6.0	20	.68	.58	.53
512-MV54919.MP6	F	Red/green	Right angle	2.3	6.0	20	.68	.58	.53
512-MV54919.MP7	G	Red/green	Right angle	2.3	6.0	20	.71	.60	.55

T-1 3/4 4 UNIT PCB INDICATORS

For quantities greater than listed, call for quote.

MOUSER STOCK NO.	Fig.	Color	Description	V_F	mcd	mA	Price Each 1	100	500
512-MV60539.MP8	H	Red	4 lamp straight	1.7	3.2	20	1.15	.98	.90
512-MV63539.MP8	H	Yellow	4 lamp straight	2.1	20.0	20	1.18	1.00	.92
512-MV64539.MP8	H	Green	4 lamp straight	2.2	28.0	20	1.22	1.04	.95
512-MV67539.MP8	H	Hi-Eff. Red	4 lamp straight	2.1	15.0	20	1.22	1.04	.95
512-MV60539.MP8A	I	Red	4 lamp right angle	1.7	3.2	20	1.15	.98	.90
512-MV63539.MP8A	I	Yellow	4 lamp right angle	2.1	20.0	20	1.18	1.00	.92
512-MV64539.MP8A	I	Green	4 lamp right angle	2.2	28.0	20	1.22	1.04	.95
512-MV67539.MP8A	I	Hi-Eff. Red	4 lamp right angle	2.1	15.0	20	1.22	1.04	.95
512-MV60539.MP8B	J	Red	4 lamp right angle	1.7	3.2	20	1.15	.98	.90
512-MV63539.MP8B	J	Yellow	4 lamp right angle	2.1	20.0	20	1.18	1.00	.92
512-MV64539.MP8B	J	Green	4 lamp right angle	2.2	28.0	20	1.22	1.04	.95
512-MV67539.MP8B	J	Hi-Eff. Red	4 lamp right angle	2.1	15.0	20	1.22	1.04	.95

T-1 3/4 BI-LEVEL PCB INDICATORS

For quantities greater than listed, call for quote.

MOUSER STOCK NO.	Fig.	Color	Description	V_F	mcd	mA	Price Each 1	100	500
512-MV60539.MP90	K	Red	Bi-level	1.7	3.2	20	.61	.52	.48
512-MV63539.MP93	K	Yellow	Bi-level	2.1	20.0	20	.61	.52	.48
512-MV64539.MP94	K	Green	Bi-level	2.2	28.0	20	.63	.54	.49
512-MV67539.MP97	K	Hi-Eff. Red	Bi-level	2.1	15.0	20	.63	.54	.49

T-1 3/4 VERTICAL STANDOFF PCB INDICATORS

For quantities greater than listed, call for quote.

512-MV60539.MP10	L	Red	Standoff	1.7	3.2	20	.35	.30	.27
512-MV63539.MP10	L	Yellow	Standoff	2.1	20.0	20	.35	.30	.27
512-MV64539.MP10	L	Green	Standoff	2.2	28.0	20	.35	.30	.27
512-MV67539.MP10	L	Hi-Eff. Red	Standoff	2.1	15.0	20	.35	.30	.27

LED RECTANGULAR LAMPS

For quantities greater than listed, call for quote.

MOUSER STOCK NO.	Source Color	Lens Color	Wavelength λp (nm)	Typ. Lum. Intensity I_F=20mA (mcd)	Price Each 1	100	500
512-MV57124A	Hi-Eff. Red	Red Diff.	635	6.0	.35	.30	.27
512-MV54124A	Green	Green Diff.	565	6.0	.35	.30	.27
512-MV53124A	Yellow	Yellow Diff.	585	6.0	.35	.30	.27
512-MV49124A	Red/green	White Diff.	647/565	6.0	.63	.54	.49

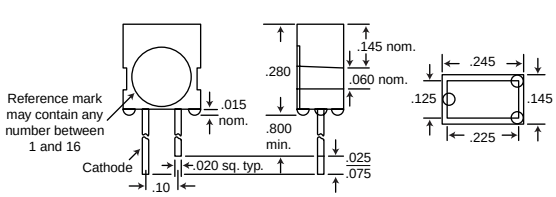

LED Numeric Displays

.30" DISPLAYS

MOUSER STOCK NO.	Fig.	Source Color	Description	Peak Wvlngth λp	Fwd. Voltage Typ.	Fwd. Voltage Max.	Luminous Intensity I_F=10mA (µcd)	Price Each 1	Price Each 10	Price Each 100
512-MAN71A	A	Red	Common anode RHDP	660	1.7	2.0	350	**1.38**	**1.18**	**1.10**
512-MAN72A	B	Red	Common anode LHDP	660	1.7	2.0	350	**1.38**	**1.18**	**1.10**
512-MAN74A	A	Red	Common cathode RHDP	660	1.7	2.5	350	**1.38**	**1.18**	**1.10**
512-MAN3910A	A	Hi-Eff. Red	Common anode RHDP	635	2.0	2.5	1900	**1.68**	**1.44**	**1.34**
512-MAN3920A	B	Hi-Eff. Red	Common anode LHDP	635	2.0	2.5	1900	**1.68**	**1.44**	**1.34**
512-MAN3940A	A	Hi-Eff. Red	Common cathode RHDP	635	2.0	2.5	1900	**1.68**	**1.44**	**1.34**
512-MAN3410A	A	Green	Common anode RHDP	562	2.2	3.0	3200	**1.75**	**1.51**	**1.40**
512-MAN3420A	B	Green	Common anode LHDP	562	2.2	3.0	3200	**1.75**	**1.51**	**1.40**
512-MAN3440A	A	Green	Common cathode RHDP	562	2.2	3.0	3200	**1.75**	**1.51**	**1.40**
512-MAN3610A	A	Orange	Common anode RHDP	630	2.0	2.5	1800	**2.13**	**1.83**	**1.70**
512-MAN3620A	B	Orange	Common anode LHDP	630	2.0	2.5	1800	**2.13**	**1.83**	**1.70**
512-MAN3640A	A	Orange	Common cathode RHDP	630	2.0	2.5	1800	**2.13**	**1.83**	**1.70**
512-MAN3810A	A	Yellow	Common anode RHDP	585	2.0	3.0	1700	**2.13**	**1.83**	**1.70**
512-MAN3820A	B	Yellow	Common anode LHDP	585	2.0	3.0	1700	**2.13**	**1.83**	**1.70**
512-MAN3840A	A	Yellow	Common cathode RHDP	585	2.0	3.0	1700	**2.13**	**1.83**	**1.70**

.40" DISPLAYS

512-MAN4710A	C	Red	Common anode	660	1.6	2.0	350	**1.40**	**1.20**	**1.12**
512-MAN4740A	C	Red	Common cathode	660	1.6	2.0	350	**1.40**	**1.20**	**1.12**
512-MAN4910A	C	Hi-Eff. Red	Common anode	635	2.2	2.5	1900	**2.13**	**1.83**	**1.70**
512-MAN4940A	C	Hi-Eff. Red	Common cathode	635	2.2	2.5	1900	**2.13**	**1.83**	**1.70**
512-MAN4410A	C	Green	Common anode	562	2.2	3.0	3200	**2.13**	**1.83**	**1.70**
512-MAN4440A	C	Green	Common cathode	562	2.2	3.0	3200	**2.13**	**1.83**	**1.70**
512-MAN4610A	C	Orange	Common anode	630	2.2	2.5	1800	**2.13**	**1.83**	**1.70**
512-MAN4640A	C	Orange	Common cathode	630	2.2	2.5	1800	**2.13**	**1.83**	**1.70**

.43" DISPLAYS

✻Luminous Intensity I_F = 5mA

MOUSER STOCK NO.	Fig.	Source Color	Description	Peak Wvlngth λp	Fwd. Voltage Typ.	Fwd. Voltage Max.	Luminous Intensity I_F=10mA (µcd)	Price Each 1	Price Each 10	Price Each 100
512-7750	D	Red	Common anode LHDP	650	1.6	2.0	980	**1.75**	**1.51**	**1.40**
512-7751	D	Red	Common anode RHDP	650	1.6	2.0	980	**1.75**	**1.51**	**1.40**
512-7650	D	Hi-Eff. Red	Common anode LHDP	630	2.0	2.5	✻840	**2.13**	**1.83**	**1.70**
512-7651	D	Hi-Eff. Red	Common anode RHDP	630	2.0	2.5	✻840	**2.13**	**1.83**	**1.70**

.51" DISPLAYS

512-MAN5750	E	Red	Common anode RHDP	655	2.1	2.8	500	**1.40**	**1.20**	**1.12**
512-MAN5760	E	Red	Common cathode RHDP	655	2.1	2.8	500	**1.40**	**1.20**	**1.12**
512-MAN5450	E	Green	Common anode RHDP	562	2.1	2.8	3000	**1.40**	**1.20**	**1.12**
512-MAN5460	E	Green	Common cathode RHDP	562	2.1	2.8	3000	**1.40**	**1.20**	**1.12**
512-MAN5350	E	Yellow	Common anode RHDP	585	2.1	2.8	1200	**1.40**	**1.20**	**1.12**
512-MAN5360	E	Yellow	Common cathode RHDP	585	2.1	2.8	1200	**1.40**	**1.20**	**1.12**
512-MAN5950	E	Orange/Red	Common anode RHDP	635	2.0	3.0	2500	**1.40**	**1.20**	**1.12**
512-MAN5960	E	Orange/Red	Common cathode RHDP	635	2.0	3.0	2500	**1.40**	**1.20**	**1.12**

.56" DISPLAYS

MOUSER STOCK NO.	Fig.	Source Color	Description	Peak Wvlngth λp	Fwd. Voltage Typ.	Fwd. Voltage Max.	Luminous Intensity I_F=10mA (µcd)	Price Each 1	Price Each 10	Price Each 100
512-MAN6760	F	Red	Common anode	650	1.7	2.0	420	**1.75**	**1.51**	**1.40**
512-MAN6780	F	Red	Common cathode	650	1.7	2.0	420	**1.50**	**1.29**	**1.20**
512-MAN6960	F	Hi-Eff. Red	Common anode	635	2.0	2.5	2200	**1.88**	**1.61**	**1.50**
512-MAN6980	F	Hi-Eff. Red	Common cathode	635	2.0	2.5	2200	**1.88**	**1.61**	**1.50**
512-MAN6460	F	Green	Common anode	562	2.2	3.0	3300	**1.88**	**1.61**	**1.50**
512-MAN6480	F	Green	Common cathode	562	2.2	3.0	3300	**1.88**	**1.61**	**1.50**
512-MAN6660	F	Orange	Common anode	630	2.0	2.5	2200	**1.88**	**1.61**	**1.50**
512-MAN6680	F	Orange	Common cathode	630	2.0	2.5	2200	**1.88**	**1.61**	**1.50**

.56" 1 1/2 DIGIT DISPLAYS

512-MAN6930	G	Hi-Eff. Red	Common anode	635	2.0	2.5	2200	**2.38**	**2.04**	**1.90**
512-MAN6950	G	Hi-Eff. Red	Common cathode	635	2.0	2.5	2200	**2.38**	**2.04**	**1.90**
512-MAN6630	G	Orange	Common anode	630	2.0	2.5	2200	**2.63**	**2.26**	**2.10**

.56" DUAL DIGIT DISPLAYS

512-MAN6710	H	Red	Common anode	650	1.7	2.0	420	**2.13**	**1.83**	**1.70**
512-MAN6740	H	Red	Common cathode	650	1.7	2.0	420	**2.13**	**1.83**	**1.70**
512-MAN6910	H	Hi-Eff. Red	Common anode	635	2.0	2.5	2200	**2.38**	**2.05**	**1.90**
512-MAN6940	H	Hi-Eff. Red	Common cathode	635	2.0	2.5	2200	**2.38**	**2.05**	**1.90**
512-MAN6410	H	Green	Common anode	562	2.2	3.0	3300	**2.63**	**2.26**	**2.10**
512-MAN6440	H	Green	Common cathode	562	2.2	3.0	3300	**2.63**	**2.26**	**2.10**
512-MAN6610	H	Orange	Common anode	630	2.0	2.5	2200	**2.63**	**2.26**	**2.10**
512-MAN6640	H	Orange	Common cathode	630	2.0	2.5	2200	**2.63**	**2.26**	**2.10**

.80" DISPLAYS

MOUSER STOCK NO.	Fig.	Source Color	Description	Peak Wvlngth λp	Fwd. Voltage Typ.	Fwd. Voltage Max.	Luminous Intensity I_F=10mA (µcd)	Price Each 1	Price Each 10	Price Each 100
512-MAN8910	I	Hi-Eff. Red	Common anode RHDP	635	2.0	2.5	2200	**2.38**	**2.04**	**1.90**
512-MAN8940	I	Hi-Eff. Red	Common cathode RHDP	635	2.0	2.5	2200	**2.38**	**2.04**	**1.90**
512-MAN8410	I	Green	Common anode RHDP	562	2.2	3.0	3200	**2.38**	**2.04**	**1.90**
512-MAN8440	I	Green	Common cathode RHDP	562	2.2	3.0	3200	**2.38**	**2.04**	**1.90**
512-MAN8610	I	Orange	Common anode RHDP	630	2.0	2.5	2200	**2.38**	**2.04**	**1.90**
512-MAN8640	I	Orange	Common cathode RHDP	630	2.0	2.5	2200	**2.38**	**2.04**	**1.90**

DIMENSIONS (IN.)

A

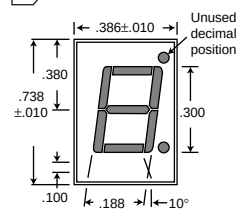

B

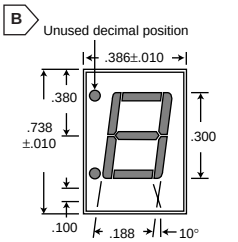

C

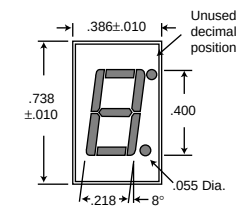

D

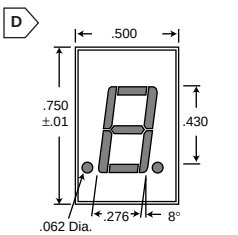

Opposite decimal position unused

E

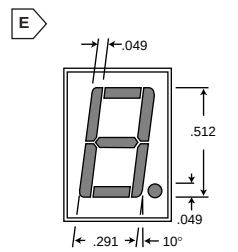

F

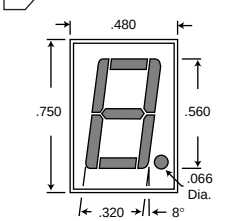

G

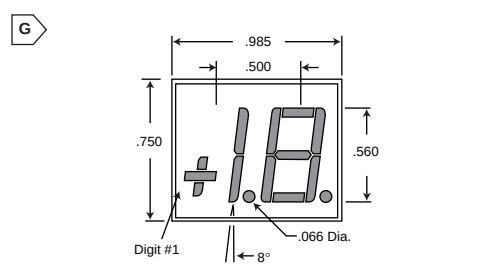

H

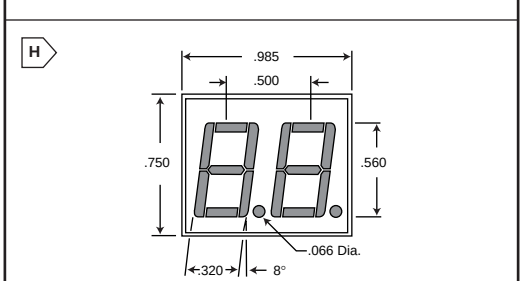

I

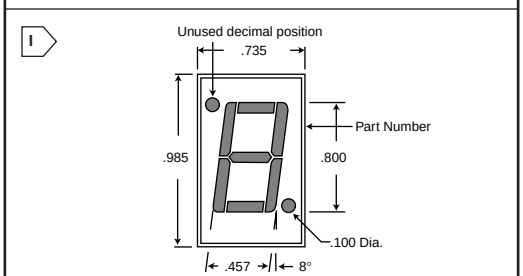

Light Bars, Indicators, and Bar Graphs

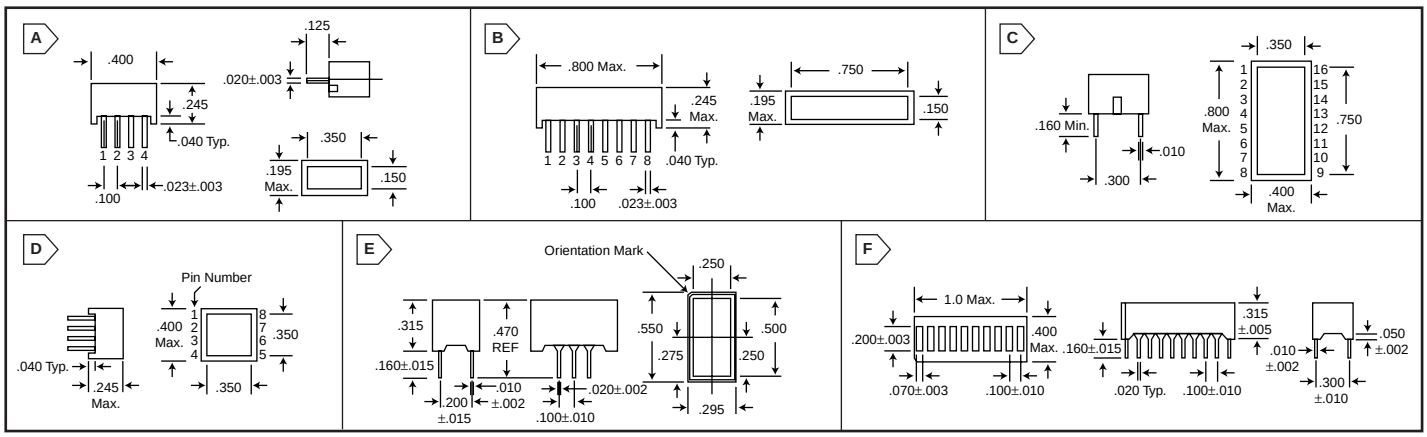

DIMENSIONS (IN.)

LIGHT BARS

Rectangular Light Bars

For quantities greater than listed, call for quote.

MOUSER STOCK NO.	Fig.	Source Color	Lens	Package	Typ. Lum. Intensity IF=20mA (mcd)	Price Each 1	100	500
512-HLMP-2300	A	Hi-Eff. Red	Diffused	4 pin in-line	23	.89	.76	.70
512-HLMP-2500	A	Green	GreenDiff.	4 pin in-line	25	.89	.76	.70
512-HLMP-2350	B	Hi-Eff. Red	Diffused	8 pin in-line	45	1.29	1.10	1.00
512-HLMP-2550	B	Green	GreenDiff.	8 pin in-line	50	1.29	1.10	1.00
512-HLMP-2685	C	Hi-Eff. Red	Diffused	16 pin DIP	80	2.35	1.90	1.83
512-HLMP-2885	C	Green	GreenDiff.	16 pin DIP	100	2.35	1.90	1.83

Square Light Bars

For quantities greater than listed, call for quote.

MOUSER STOCK NO.	Fig.	Source Color	Lens	Package	Typ. Lum. Intensity IF=20mA (mcd)	Price Each 1	100	500
512-HLMP-2655	D	Hi-Eff. Red	Diffused	8 pin in-line	43	1.83	1.56	1.43
512-HLMP-2855	D	Green	GreenDiff.	8 pin in-line	50	1.83	1.56	1.43

RECTANGULAR PANEL INDICATORS

For quantities greater than listed, call for quote.

MOUSER STOCK NO.	Fig.	Source Color	Lens	Package	Typ. Lum. Intensity IF=10mA (µcd)	Price Each 1	100	500
512-MV57173	E	Hi-Eff. Red	Diffused	0.5" rect.	4500	1.60	1.36	1.24
512-MV54173	E	Green	GreenDiff.	0.5" rect.	4500	1.60	1.36	1.24

10 ELEMENT BARGRAPHS

For quantities greater than listed, call for quote.

MOUSER STOCK NO.	Fig.	Source Color	Package	Typ. Lum. Intensity IF=10mA (µcd)	Price Each 1	100	500
512-MV57164	F	Red	10 lamp w/gray face	1800	2.42	2.06	1.88
512-MV54164	F	Green	10 lamp w/gray face	1800	2.59	2.20	2.01
512-MV53164	F	Yellow	10 lamp w/gray face	1800	2.59	2.20	2.01

LED BAR GRAPHS

Specifications:

- Reverse current: 100µA (per LED)

DIMENSIONS (IN.)

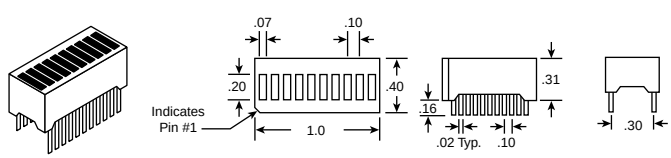

Features:

- 10 large, well defined segments
- High on-off contrast
- IC compatible
- Package interlock to ensure correct alignment
- End stackable for long string info. capability
- Individually addressable LED's for choice of drive
- Industry standard .30" wide and 0.10" spaced dual-in line configuration
- Wide viewing angle
- Low profile package
- Rugged construction

Applications:

- Instrumentation
- Industrial controls
- Office equipment
- Computer peripherals
- Consumer products

MOUSER STOCK NO.	Color	V_F Typ. Per LED @ 10mA Typ.	Max.	Luminous Intensity (mcd)	Peak Emission Wavelength (nm)	Price Each 1	10	100	500
351-2402	Red	2.1	2.8	2.0	695	2.42	2.20	2.00	Call
351-2403	Green	2.2	2.8	6.5	565	2.59	2.35	2.14	

LIGHT ARRAYS

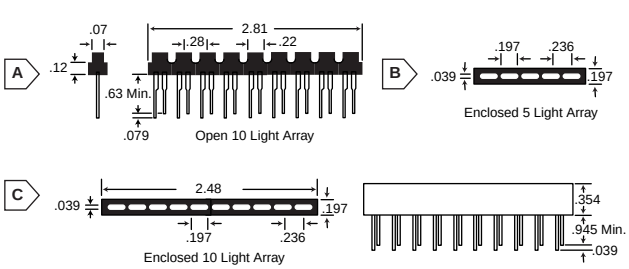

DIMENSIONS (IN.)

Leads: .024 x .024
Lead spacing: .10

Specifications:

- I_R = 100µA (per LED) max

Features:

- Compatible with most DTL and TTL circuits
- Low cost, long life
- Solid state reliability

For quantities greater than listed, call for quote.

MOUSER STOCK NO.	Fig.	Color	Forward Voltage (Typ.)	Luminous Intensity Min.	Typ.	Peak Wavelength (nm)	Price Each 1	10	100
351-1811	A	Red	2.2	0.3	0.6	695	3.31	3.04	2.76
351-1821	A	Green	2.2	0.5	1.6	565	3.82	3.50	3.18
351-1831	A	Yellow	2.0	0.5	1.4	585	3.82	3.50	3.18
351-1901	B	Red	2.2	---	4.0	695	1.57	1.31	1.19
351-2001	C	Red	2.2	0.4	0.8	695	3.01	2.32	2.11
351-2003	C	Yellow	2.2	1.5	2.5	590	3.75	3.13	2.50

CIRCUIT BOARD LED INDICATORS

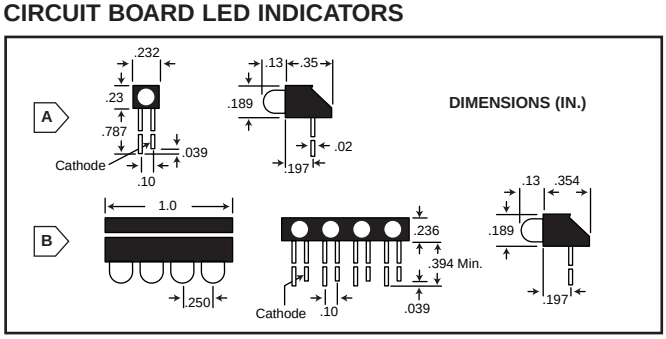

DIMENSIONS (IN.)

Specifications:

- Max. reverse voltage: 5V
- Max. reverse current: 100µA

Features:

- Lens type: diffused
- TTL and DTL compatible
- Low cost/long life
- Black plastic case for high contrast background

Individual Unit

MOUSER STOCK NO.	Fig.	Color	Forward Voltage (V) Typ.	Max.	Luminous Intensity (mcd) Min.	Typ.	Peak Wavelength (nm)	Price Each 1	10	100	500
351-2501	A	Red	2.2	2.8	0.2	2.7	695	.38	.35	.31	Call For Quote
351-2502	A	Green	2.2	2.8	1.0	13.0	570	.42	.38	.35	
351-2503	A	Yellow	2.1	2.8	1.0	15.0	590	.47	.43	.39	
351-2505	A	Red/Green	2.2	2.8	0.8	1.0/6.0	695/570	.78	.71	.64	

4-Unit

351-2601	B	Red	2.2	2.8	1.2	2.7	695	1.22	1.11	1.01	Call

LED Numeric Displays

LED DISPLAYS

Electrical Characteristics:
- Reverse current (Vr=3V): 100µA

Absolute Maximum Ratings:
- Power dissipation: red=100mW, hi-eff red, orange, yellow, and green=85mW
- Operating temperature range: -40°C to +85°C
- Storage temperature range: -55°C to +100°C

DIMENSIONS (IN.)

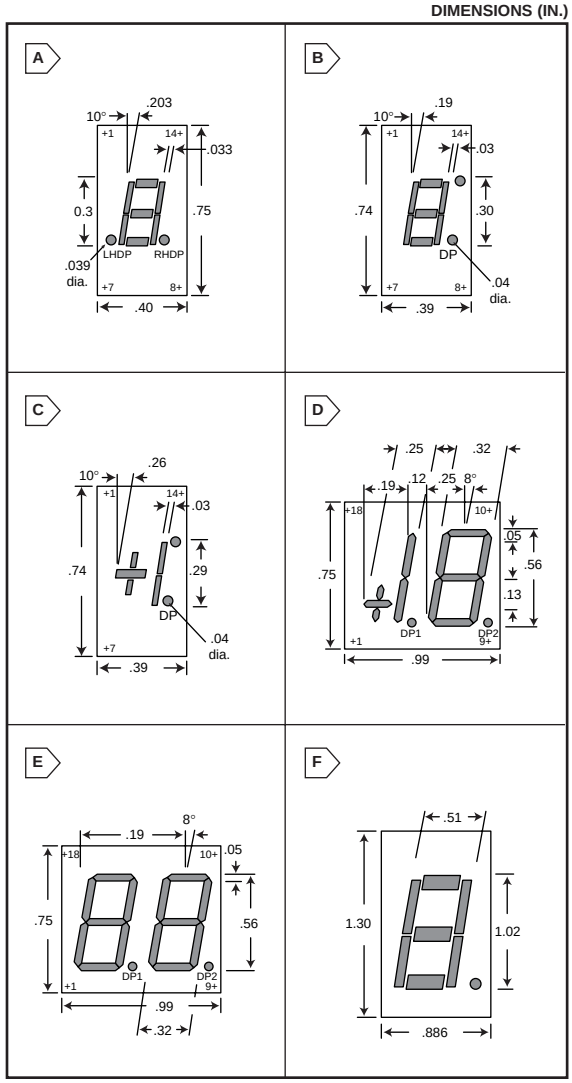

.30" Single Digit

For quantities greater than listed, call for quote.

MOUSER STOCK NO.	Fig.	Color	Description	Peak Wvlngth λp	VF (V) Typ.	VF (V) Max.	Luminous Intensity IF=10mA (mcd)	Price Each 1	Price Each 10	Price Each 100
351-0074	A	Red	Com Cathode RHDP	695	1.6	1.9	0.8	1.38	1.18	1.10
351-1230	B	Hi-Eff. Red	Com Cathode RHDP	635	2.1	3.0	1.8	1.82	1.69	1.41
351-1440	B	Yellow	Com Anode RHDP	585	2.1	3.0	1.6	1.82	1.69	1.41
351-1240	B	Yellow	Com Cathode RHDP	585	2.1	3.0	1.6	1.82	1.69	1.41

.30" Overflow Single Digit

For quantities greater than listed, call for quote.

MOUSER STOCK NO.	Fig.	Color	Description	Peak Wvlngth λp	VF (V) Typ.	VF (V) Max.	Luminous Intensity IF=10mA (mcd)	Price Each 1	Price Each 10	Price Each 100
351-3740	C	Yellow	Com Anode	585	2.1	3.0	1.6	1.68	1.60	1.48

.56" 1-1/2 Digit

For quantities greater than listed, call for quote.

MOUSER STOCK NO.	Fig.	Color	Description	Peak Wvlngth λp	VF (V) Typ.	VF (V) Max.	Luminous Intensity IF=10mA (mcd)	Price Each 1	Price Each 10	Price Each 100
351-5440	D	Yellow	Com Anode RHDP	585	2.1	3.0	1.75	2.63	2.26	2.10
351-5240	D	Yellow	Com Cathode RHDP	585	2.1	3.0	1.75	2.63	2.26	2.10
351-5250	D	Green	Com Cathode RHDP	567	2.1	3.0	1.85	2.63	2.26	2.10

.56" Dual Digit

For quantities greater than listed, call for quote.

MOUSER STOCK NO.	Fig.	Color	Description	Peak Wvlngth λp	VF (V) Typ.	VF (V) Max.	Luminous Intensity IF=10mA (mcd)	Price Each 1	Price Each 10	Price Each 100
351-6940	E	Red	Com Cathode RHDP	695	2.2	2.8	1.4	2.25	1.94	1.80
351-6410	E	Red	Com Anode RHDP	655	1.7	2.0	0.5	2.25	1.94	1.80
351-6440	E	Yellow	Com Anode RHDP	585	2.1	3.0	1.75	2.25	1.94	1.80
351-6240	E	Yellow	Com Cathode RHDP	585	2.1	3.0	1.75	2.25	1.94	1.80

1.02" Single Digit

For quantities greater than listed, call for quote.

MOUSER STOCK NO.	Fig.	Color	Description	Peak Wvlngth λp	VF (V) Typ.	VF (V) Max.	Luminous Intensity IF=10mA (mcd)	Price Each 1	Price Each 10	Price Each 100
351-1623	F	Red	Com Cathode RHDP	695	2.2	2.8	0.8	3.84	3.49	3.17
351-1620	F	Red	Com Anode RHDP	695	2.2	2.8	0.8	3.84	3.49	3.17
351-1720	F	Red	Com Anode RHDP	697	1.6	1.9	1.0	3.51	3.19	2.83

ROHM LED DISPLAYS

Absolute Maximum Ratings:
- Power dissipation: 60mW
- Forward current: 25mA
- Operating and storage temperature: -40°C+85°C
- Reverse voltage (per segment): 5V

DIMENSIONS (IN)

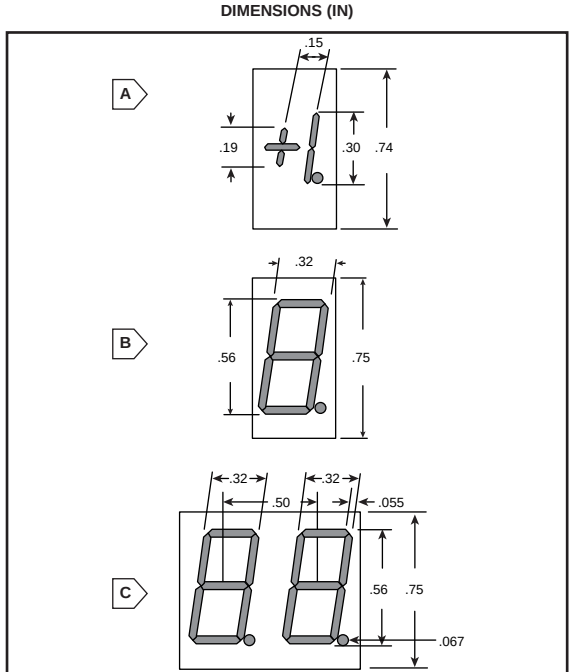

.3"±1 Overflow

MOUSER STOCK NO.	Fig.	Color	Description	Peak Wvlngth λp	VF (V) Typ.	VF (V) Max.	Luminous Intensity IF=10mA (mcd)	Price Each 1	Price Each 10	Price Each 100
592-LA3630	A	Orange	Common Anode	610	2.0	2.8	1.5	1.68	1.60	1.48

.56" Single Digit

MOUSER STOCK NO.	Fig.	Color	Description	Peak Wvlngth λp	VF (V) Typ.	VF (V) Max.	Luminous Intensity IF=10mA (mcd)	Price Each 1	Price Each 10	Price Each 100
592-LA6680	B	Orange	Com Cath RHDP	610	2.0	2.8	1.5	1.78	1.53	1.42
592-LA6480	B	Hi-Eff. Grn	Com Cath RHDP	563	2.1	2.8	2.2	1.78	1.53	1.42

.56" Dual Digit

MOUSER STOCK NO.	Fig.	Color	Description	Peak Wvlngth λp	VF (V) Typ.	VF (V) Max.	Luminous Intensity IF=10mA (mcd)	Price Each 1	Price Each 10	Price Each 100
592-LB6610	C	Orange	Com Anode RHDP	610	2.0	2.8	1.5	2.25	1.94	1.80
592-LB6640	C	Orange	Com Cath RHDP	610	2.0	2.8	1.5	2.25	1.94	1.80
592-LB6810	C	Yellow	Com Anode RHDP	585	2.1	2.8	1.0	2.25	1.94	1.80
592-LB6840	C	Yellow	Com Cath RHDP	585	2.1	2.8	1.0	2.25	1.94	1.80

Display Modules and Indicators

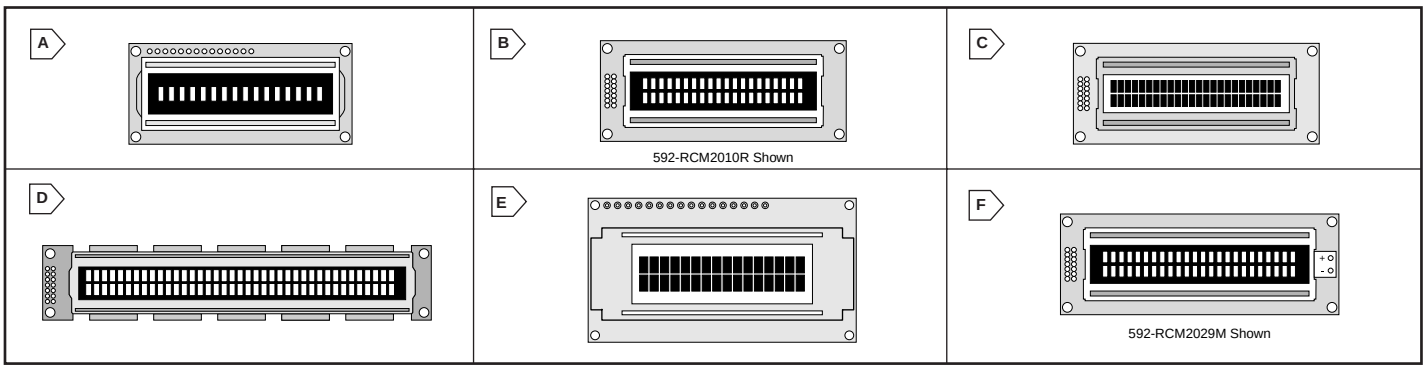

ROHM DOT MATRIX LCD DISPLAY MODULES

Features:

- Wide viewing angle, high contrast ratio
- Can be interfaced with 4-bit or 8-bit MPU
- Built-in character generator RAM, any user design pattern can be displayed
- Clear, easy to read display, with cursor on/off, and character blink

Specifications:

- Supply voltage for logic: 6.5V (max.)
- Supply voltage for driving LCD: 6.5V (max.)
- Operating temperature: 0°C to +50°C
- Storage temperature: -20°C to +70°C

Terminal Function

Pin No.	Symbol
1	V_{SS}
2	V_{DD}
3	V_O
4	RS
5	R/W

Terminal Function

Pin No.	Symbol
6	E
7	DB0
8	DB1
9	DB2
10	DB3

Terminal Function

Pin No.	Symbol
11	DB4
12	DB5
13	DB6
14	DB7

Standard (TN) LCD Dot Matrix Modules (Reflective)

MOUSER STOCK NO.	Fig.	Format Character x Ln.	Module Size (mm)	Viewing Area (mm)	Character Size (mm)	Dot Size (mm)	Price Each 1	10	20	50
592-RCM2034R	A	16 x 1	80.0 x 36.0	64.5 x 13.8	3.10 x 6.59	0.58 x 0.78	**13.80**	**12.60**	**10.80**	**Call For Quote**
592-RCM2010R	B	20 x 2	116.0 x 37.0	83.0 x 18.6	3.20 x 5.55	0.66 x 0.65	**24.15**	**22.05**	**18.90**	
592-RCM2030R	C	24 x 2	116.0 x 37.0	83.0 x 18.6	2.70 x 5.55	0.50 x 0.65	**35.42**	**32.34**	**27.72**	
592-RCM2035R	D	40 x 2	182.0 x 33.5	154.0 x 15.3	3.20 x 5.55	0.60 x 0.65	**59.80**	**54.60**	**46.80**	

Standard (TN) LCD Dot Matrix Modules (Reflective) with LED Backlighting

(No external DC to AC inverter needed)

MOUSER STOCK NO.	Fig.	Format Character x Ln.	Module Size (mm)	Viewing Area (mm)	Character Size (mm)	Dot Size (mm)	Price Each 1	10	20	50
592-RCM2033M	E	16 x 2	80.0 x 36.0	61.0 x 15.8	2.95 x 4.35	0.50 x 0.55	**26.45**	**24.15**	**20.70**	**Call For Quote**
592-RCM2011M	F	20 x 2	116.0 x 37.0	83.0 x 18.6	3.20 x 5.55	0.60 x 0.65	**38.87**	**35.49**	**30.42**	
592-RCM2029M	F	24 x 2	116.0 x 37.0	83.0 x 18.6	2.70 x 5.55	0.50 x 0.65	**44.85**	**40.95**	**35.10**	

Super-Twist (STN) LCD Dot Matrix Modules (Reflective)

MOUSER STOCK NO.	Fig.	Format Character x Ln.	Module Size (mm)	Viewing Area (mm)	Character Size (mm)	Dot Size (mm)	Price Each 1	10	20	50
592-RCM7030X	C	24 x 2	116.0 x 37.0	83.0 x 18.6	2.70 x 5.55	0.50 x 0.65	**35.26**	**32.19**	**27.59**	**Call**

Super-Twist (STN) LCD Dot Matrix Modules (Transmissive) with LED Backlighting

MOUSER STOCK NO.	Fig.	Format Character x Ln.	Module Size (mm)	Viewing Area (mm)	Character Size (mm)	Dot Size (mm)	Price Each 1	10	20	50
592-RCM7011T	B	20 x 2	116.0 x 37.0	83.0 x 18.6	3.20 x 5.55	0.60 x 0.65	**45.90**	**41.90**	**35.90**	**Call**
592-RCM7029T	C	24 x 2	116.0 x 37.0	83.0 x 18.6	2.70 x 5.55	0.50 x 0.65	**49.35**	**45.05**	**38.60**	

NEC FLUORESCENT INDICATOR PANEL (FIP) MODULES

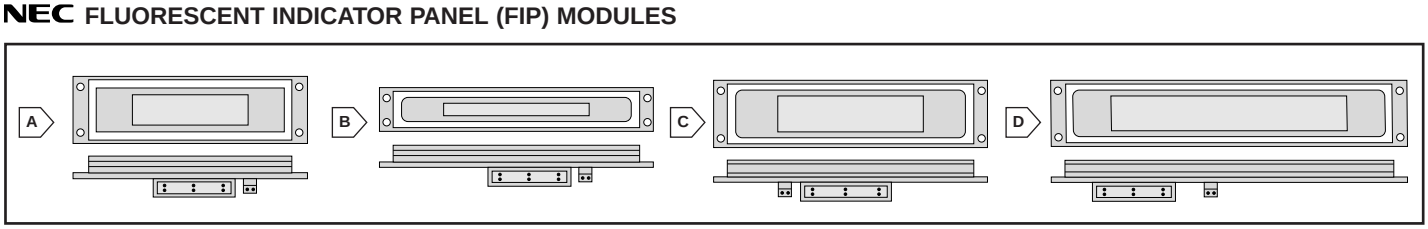

Features:

- Compact size
- NEC's highly integrated driver IC is mounted inside a vacuum sealed envelope
- Low power consumption when a +5 volt power supply is used
- Operating temperature range: -20°C to +70°C
- Selection of four luminance levels
- Input serial data capacity rate of 9600 BAUD

MOUSER STOCK NO.	Fig.	Format Character x Ln.	Module Size (mm)	Viewing Area (mm)	Character Size (mm)	Dot Size (mm)	Price Each 1	2	5	10
551-FC16X2CA	A	16 x 2	142.0 x 34.0	74.60 x 18.42	5.0 x 3.3	0.50 x 0.50	**142.50**	**137.75**	**133.00**	**Call For Quote**
551-FC20X1RA	B	20 x 1	161.0 x 26.0	93.55 x 5.80	5.0 x 3.3	0.50 x 0.50	**103.50**	**100.05**	**96.60**	
551-FC20X2JA	C	20 x 2	161.0 x 34.0	93.55 x 18.42	5.0 x 3.3	0.50 x 0.50	**112.50**	**108.75**	**105.00**	
551-FC40X2EA	D	40 x 2	256.0 x 39.5	188.55 x 18.42	5.0 x 3.3	0.50 x 0.50	**163.50**	**158.05**	**152.60**	

ROHM LED Lamps

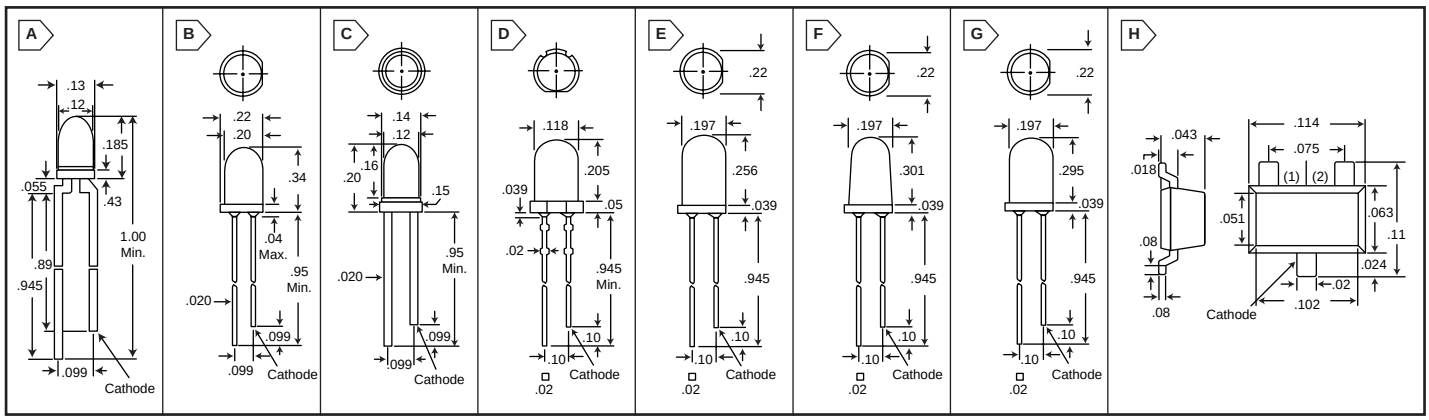

DIMENSIONS (IN.)

STANDARD LED LAMPS

Specifications:
- Forward current: 20mA (T-1), 25mA (T-1 3/4)
- Peak forward current: 60mA

T-1 Miniature Size (3mm)

For quantities greater than listed, call for quote.

MOUSER STOCK NO.	Fig.	Color		Forward Voltage @ I_F = 20mA		Luminous Intensity @ 20mA(mcd)		Peak Wavelength λp (nm)	Viewing Angle	Price Each		
		LED	Lens	Typical	Maximum	Minimum	Typical			1	100	500
592-SLR37VC3	A	Red	Red Clear	2.0	3.0	5.6	16.0	650	60°	**.20**	**.16**	**.12**
592-SLR37DC3	A	Orange	Orange Clr	2.0	3.0	5.6	16.0	610	60°	**.20**	**.16**	**.14**
592-SLR37YC3	A	Yellow	Yellow Clr	2.1	3.0	5.6	16.0	585	60°	**.20**	**.16**	**.14**
592-SLR37MC3	A	Green	Green Clr	2.1	3.0	9.0	25.0	563	60°	**.20**	**.16**	**.12**
592-SLR37VR3	A	Red	Red Diff	2.0	3.0	2.2	8.0	650	60°	**.20**	**.16**	**.12**
592-SLR37DU3	A	Orange	Orange Diff	2.0	3.0	2.2	8.0	610	60°	**.20**	**.16**	**.12**
592-SLR37YY3	A	Yellow	Yellow Diff	2.1	3.0	2.2	8.0	585	60°	**.20**	**.16**	**.12**
592-SLR37MG3	A	Green	Green Diff	2.1	3.0	3.6	12.0	563	60°	**.20**	**.16**	**.12**

T-1 3/4 Standard Size (5mm)

For quantities greater than listed, call for quote.

592-SLR56VC3	B	Red	Red Clear	2.0	3.0	5.6	16.0	650	60°	**.22**	**.17**	**.13**
592-SLR56DC3	B	Orange	Orange Clr	2.0	3.0	5.6	16.0	610	60°	**.22**	**.17**	**.13**
592-SLR56MC3	B	Green	Green Clr	2.1	3.0	9.0	25.0	563	60°	**.22**	**.17**	**.13**
592-SLR56VR3	B	Red	Red Diff	2.0	3.0	2.2	8.0	650	60°	**.22**	**.17**	**.13**
592-SLR56DU3	B	Orange	Orange Diff	2.0	3.0	2.2	8.0	610	60°	**.20**	**.16**	**.14**
592-SLR56YY3	B	Yellow	Yellow Diff	2.1	3.0	2.2	8.0	585	60°	**.22**	**.17**	**.13**
592-SLR56MG3	B	Green	Green Diff	2.1	3.0	3.6	12.0	563	60°	**.22**	**.17**	**.13**

SUPER-BRIGHT LED LAMPS

Electrical Specifications (Ta = 25°C):
- Power dissipation: 75mW
- Peak forward current: 60mA

Absolute Maximum Ratings:
- Forward current: 25mA
- Operating and storage temperature: -55°C to +100°C

T-1 Miniature Size (3mm)

For quantities greater than listed, call for quote.

MOUSER STOCK NO.	Fig.	Color		Forward Voltage @ I_F = 20mA		Luminous Intensity @ 20mA(mcd)		Peak Wavelength λp (nm)	Viewing Angle	Price Each		
		LED	Lens	Typical	Maximum	Minimum	Typical			1	100	500
592-SLH34VR3	C	Red	Red Diff	2.1	3.0	22	80	650	40°	**.23**	**.18**	**.14**
592-SLH34MG3	C	Green	Green Diff	2.2	3.0	22	100	563	40°	**.23**	**.18**	**.14**
592-SLH34VC3	C	Red	Red Clear	2.1	3.0	56	200	650	40°	**.23**	**.18**	**.14**

T-1 3/4 Standard Size (5mm)

For quantities greater than listed, call for quote.

592-SLH56VR3	B	Red	Red Diff	2.1	3.0	36	100	650	40°	**.24**	**.19**	**.14**
592-SLH56MG3	B	Green	Green Diff	2.2	3.0	36	100	563	40°	**.24**	**.19**	**.14**
592-SLH56MC3	B	Green	Green Clr	2.1	3.0	56	200	563	40°	**.24**	**.19**	**.14**

ULTRA SUPER-BRIGHT LED LAMPS

T-1 Miniature Size

For quantities greater than listed, call for quote.

MOUSER STOCK NO.	Fig.	Color		Forward Voltage @ I_F = 20mA		Luminous Intensity @ 20mA(mcd)		Peak Wavelength λp (nm)	Viewing Angle	Price Each		
		LED	Lens	Typical	Maximum	Minimum	Typical			1	100	500
592-SLA370JT3	D	Red	Water Clear	1.75	2.5	200	470	660	25°	**.90**	**.72**	**.54**
592-SLA370MT3	D	Green	Water Clear	2.3	3.0	42	100	563	25°	**.43**	**.34**	**.26**

T-1 3/4 Standard Size

For quantities greater than listed, call for quote.

592-SLA560JT3	E	Red	Water Clear	1.75	2.5	200	470	660	40°	**.75**	**.60**	**.45**
592-SLA560MT3	E	Green	Water Clear	2.2	3.0	42	100	563	40°	**.22**	**.17**	**.14**
592-SLA570JT3	F	Red	Water Clear	1.75	2.5	420	1000	660	24°	**.59**	**.44**	**.38**
592-SLA570MT3	F	Green	Water Clear	2.2	3.0	42	185	563	24°	**.22**	**.17**	**.14**
592-SLA580JT3	G	Red	Water Clear	1.75	2.5	420	1000	660	12°	**.59**	**.44**	**.38**
592-SLA580MT3	G	Green	Water Clear	2.2	3.0	135	330	563	12°	**.22**	**.17**	**.14**

STANDARD SMD (SOT-23) LED LAMPS

♦ Surface Mount Devices

MOUSER STOCK NO.	Fig.	Color		Forward Voltage @ I_F = 20mA		Luminous Intensity @ 20mA(mcd)		Peak Wavelength λp (nm)	Viewing Angle	Price Each		
		LED	Lens	Typical	Maximum	Minimum	Typical			1	100	500
♦ **592-SLM13YW**	H	Yellow	Milky White	2.1	2.8	0.36	1.0	585	180°x120°	**.37**	**.28**	**.24**
♦ **592-SLM13MW**	H	Green	Milky White	2.1	2.8	0.90	2.5	563	180°x120°	**.37**	**.28**	**.24**
♦ **592-SLM23VMW**	H	Red/Green	Milky White	2.0	2.8	0.36/0.9	1.0/2.5	650/563	180°x120°	**.70**	**.53**	**.46**

LED LAMPS

Standard T-1

• Forward current: 10mA — For quantities greater than listed, call for quote.

MOUSER STOCK NO.	Fig.	Color		Forward Voltage		Luminous Intensity		Peak Wave-length (nm)	Viewing Angle	Price Each		
		LED	Lens	Typ.	Max.	Min.	Max.			1	100	500
604-L934HD	A	Red	Red Diff.	2.0	2.5	1.3	5.0	700	60°	.16	.13	.11
604-L934ID	A	Hi-Eff. Red	Red Diff.	2.0	2.5	12.5	50.0	625	60°	.18	.15	.12
604-L934GD	A	Green	Green Diff.	2.2	2.5	8.0	32.0	565	60°	.20	.17	.14
604-L934YD	A	Yellow	Yellow Diff.	2.1	2.5	8.0	32.0	590	60°	.22	.19	.15
604-L934IT	A	Hi-Eff. Red	Red Trans.	2.0	2.5	32.0	125.0	625	50°	.18	.15	.12
604-L934GT	A	Green	Green Trans.	2.2	2.5	20.0	80.0	565	50°	.21	.17	.14
604-L934YT	A	Yellow	Yellow Trans.	2.1	2.5	10.0	50.0	590	50°	.21	.17	.14

Standard T-1 3/4

• Forward current: 10mA — For quantities greater than listed, call for quote.

604-L53HD	B	Red	Red Diff.	2.0	2.5	2.0	5.0	700	60°	.16	.13	.11
604-L53ID	B	Hi-Eff. Red	Red Diff.	2.0	2.5	20.0	80.0	625	60°	.18	.15	.12
604-L53GD	B	Green	Green Diff.	2.2	2.5	5.0	32.0	565	60°	.19	.16	.13
604-L53YD	B	Yellow	Yellow Diff.	2.1	2.5	5.0	32.0	590	60°	.22	.19	.15
604-L53IT	B	Hi-Eff. Red	Red Trans.	2.0	2.5	50.0	200.0	625	30°	.18	.15	.12
604-L53GT	B	Green	Green Trans.	2.2	2.5	20.0	80.0	565	30°	.17	.13	.12
604-L53YT	B	Yellow	Yellow Trans.	2.1	2.5	20.0	80.0	590	30°	.18	.15	.12

8mm

• Forward current: 20mA — For quantities greater than listed, call for quote.

604-L793ID	C	Hi-Eff. Red	Red Diff.	2.0	2.5	20.0	100.0	625	60°	.34	.27	.24
604-L793GD	C	Green	Green Diff.	2.2	2.5	20.0	70.0	565	60°	.34	.27	.24
604-L793YD	C	Yellow	Yellow Diff.	2.1	2.5	20.0	70.0	590	60°	.34	.27	.24

Super Bright T-1

• Forward current: 20mA — For quantities greater than listed, call for quote.

604-L934SRCD	A	Red	Water Clear	1.85	2.5	500	700	660	50°	.41	.33	.28
604-L934SRCF	A	Red	Water Clear	1.85	2.5	1000	1200	660	50°	.73	.58	.50
604-L934SGC	A	Green	Water Clear	2.2	2.5	100	300	565	50°	.21	.17	.14
604-L934SRDD	A	Red	Red Diffused	1.85	2.5	100	200	660	60°	.36	.29	.25
604-L934SRDE	A	Red	Red Diffused	1.85	2.5	200	300	660	60°	.41	.33	.28
604-L934SRDG	A	Red	Red Diffused	1.85	2.5	400	600	660	60°	.88	.71	.60
604-L934SGD	A	Green	Grn Diffused	2.2	2.5	40	60	565	60°	.21	.17	.14

Super Bright T-1 3/4

• Forward current: 20mA — For quantities greater than listed, call for quote.

604-L53SRCC	B	Red	Water Clear	1.85	2.5	500	1000	660	30°	.27	.22	.19
604-L53SRCDU	B	Red	Water Clear	1.85	2.5	1000	1300	660	30°	.32	.25	.22
604-L53SRCE	B	Red	Water Clear	1.85	2.5	2000	3500	660	30°	.69	.55	.47
604-L53SGC	B	Green	Water Clear	2.2	2.5	100	300	565	30°	.23	.18	.16
604-L53SRDD	B	Red	Red Diffused	1.85	2.5	200	300	660	60°	.32	.25	.22
604-L53SRDF	B	Red	Red Diffused	1.85	2.5	500	700	660	60°	.64	.51	.44
604-L53SRDG	B	Red	Red Diffused	1.85	2.5	700	1000	660	60°	.69	.55	.47
604-L53SGD	B	Green	Green Diff.	2.2	2.5	40	60	565	60°	.21	.17	.14

Super Bright 10mm

• Forward current: 20mA — For quantities greater than listed, call for quote.

604-L813SRCC	D	Red	Water Clear	1.85	2.5	1000	1600	660	40°	.55	.44	.37
604-L813SRCE	D	Red	Water Clear	1.85	2.5	2000	3000	660	40°	.91	.73	.62

Pin Point .08" (2mm)

• Forward current: 20mA — For quantities greater than listed, call for quote.

604-L21HD	E	Red	Red Diff.	2.0	2.5	0.5	0.8	700	60°	.21	.17	.14
604-L21GD	E	Green	Green Diff.	2.25	2.6	1.25	3.2	565	60°	.21	.17	.14
604-L21YD	E	Yellow	Yellow Diff.	2.1	2.5	2.0	3.2	590	60°	.23	.18	.16

Rectangular

• Forward current: 10mA — For quantities greater than listed, call for quote.

604-L103HD	F	Red	Red Diffused	2.0	2.5	0.5	2.0	700	110°	.16	.13	.11
604-L103GD	F	Green	Green Diff.	2.0	2.5	2.0	8.0	565	110°	.16	.13	.11
604-L103YD	F	Yellow	Yellow Diff.	2.1	2.5	2.0	8.0	590	110°	.18	.15	.12
604-L113HDT	G	Red	Red Diffused	2.0	2.5	0.5	2.0	700	110°	.17	.14	.12
604-L113GDT	G	Green	Green Diff.	2.2	2.5	2.0	8.0	565	110°	.19	.16	.13
604-L113YDT	G	Yellow	Yellow Diff.	2.1	2.5	2.0	8.0	590	110°	.19	.15	.13
604-L153HDT	H	Red	Red Diffused	2.0	2.5	0.8	1.3	700	110°	.19	.16	.13
604-L153GDT	H	Green	Green Diff.	2.2	2.5	1.3	8.0	565	110°	.19	.16	.13
604-L153YDT	H	Yellow	Yellow Diff.	2.1	2.5	1.3	8.0	590	110°	.18	.15	.12

Square .2" x .2" (5mm x 5mm)

• Forward current: 20mA — For quantities greater than listed, call for quote.

604-L503HDT	I	Red	Red Diff.	2.0	2.5	0.5	2.0	700	110°	.21	.17	.14
604-L503GDT	I	Green	Green Diff.	2.25	2.6	1.3	8.0	565	110°	.23	.18	.16
604-L503YDT	I	Yellow	Yellow Diff.	2.1	2.5	1.3	8.0	590	110°	.23	.18	.16

Cylindrical

• Forward current: 10mA — For quantities greater than listed, call for quote.

604-L483IDT	J	Hi-Eff. Red	Red Diffused	2.0	2.5	3.2	12.5	625	100°	.23	.18	.16
604-L483GDT	J	Green	Green Diff.	2.2	2.5	1.3	8.0	565	100°	.23	.18	.16
604-L483YDT	J	Yellow	Yellow Diff.	2.1	2.5	1.3	8.0	590	100°	.23	.18	.16

T-1 Dual Color

• Forward current: 20mA — For quantities greater than listed, call for quote.

604-L937EGW	A	Red/Green	White Diff.	2.0/2.2	2.5/2.5	8/8	40/40	625/565	60°	.41	.33	.28
604-L937GYW	A	Green/Yellow	White Diff.	2.2/2.1	2.5/2.5	8/5	40/20	565/590	60°	.46	.36	.31
604-L93WEGW	K	Red/Green	White Diff.	2.0/2.2	2.5/2.5	20/20	50/50	625/565	60°	.50	.40	.34
604-L93WEGC	K	Red/Green	Water Clear	2.0/2.2	2.5/2.5	40/20	160/80	625/565	24°	.55	.44	.37

T-1 3/4 Dual Color

• Forward current: 20mA — For quantities greater than listed, call for quote.

604-L57EGW	B	Red/Green	White Diff.	2.0/2.2	2.5/2.5	20/15	50/40	625/565	60°	.47	.40	.32
604-L57GYW	B	Green/Yellow	White Diff.	2.2/2.1	2.5/2.5	12.5/5	40/20	565/590	60°	.91	.73	.62
604-L59EGW	L	Red/Green	White Diff.	2.0/2.2	2.5/2.5	20/20	90/70	625/565	60°	.47	.40	.32
604-L59GYW	L	Green/Yellow	White Diff.	2.2/2.1	2.5/2.5	20/20	70/60	565/590	60°	.46	.36	.31

Rectangular Dual Color

• Forward current: 20mA — For quantities greater than listed, call for quote.

604-L119EGW	M	Red/Green	White Diff.	2.0/2.2	2.5/2.5	8/5	20/12.5	625/565	110°	.41	.33	.28

Dual Color Pin Point .12" (3mm)

• Forward current: 20mA — For quantities greater than listed, call for quote.

604-L469EGW	N	Red/Green	White Diff.	2.0/2.2	2.5/2.5	5.0	20.0	625/565	60°	.46	.36	.31

T-1 Blinking

• Forward current: 38-56mA — For quantities greater than listed, call for quote.

604-L36BHD	O	Red	Red Diffused	2.0	2.5	1.3	3.2	700	60°	.98	.78	.67
604-L36BGD	O	Green	Green Diff.	2.2	2.5	5.0	32.0	565	60°	.98	.78	.67
604-L36BYD	O	Yellow	Yellow Diff.	2.1	2.5	5.0	32.0	590	60°	.98	.78	.67

T-1 3/4 Blinking

• Forward current: 38-56mA — For quantities greater than listed, call for quote.

604-L56BHD	B	Red	Red Diffused	2.0	2.5	2.0	8.0	700	60°	1.17	.99	.79
604-L56BGD	B	Green	Green Diff.	2.2	2.5	5.0	32.0	565	60°	.98	.78	.67
604-L56BYD	B	Yellow	Yellow Diff.	2.1	2.5	5.0	32.0	590	60°	.98	.78	.67

DIMENSIONS (IN.)

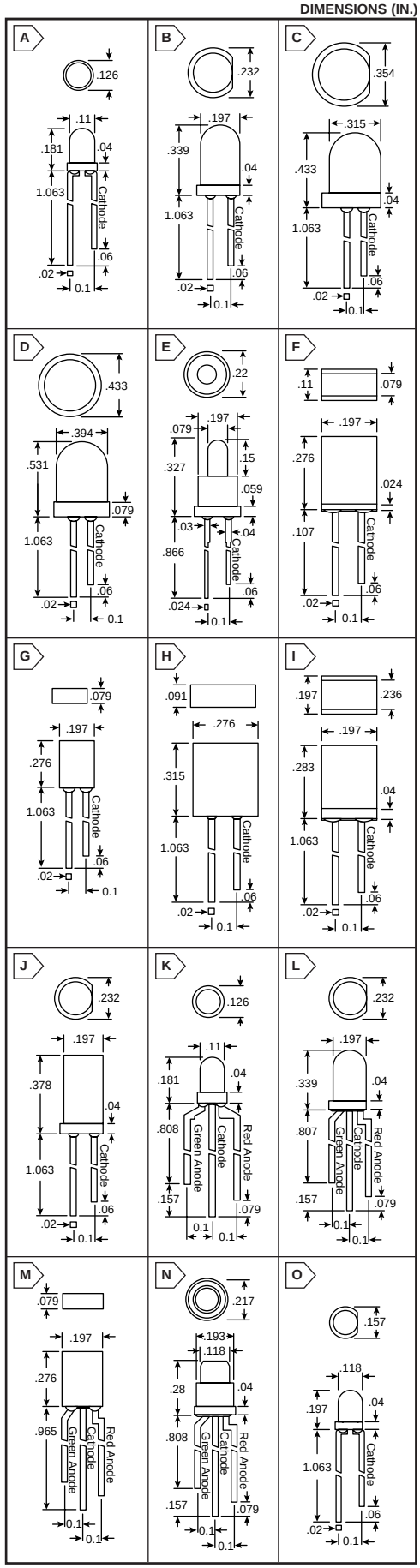

LED Lamps

BLUE LED LAMPS

This new series offers a brighter version of the blue LED's without the high costs that is associated with the Super Bright Blue LED's. This offers our customers the more popular sizes and lens colors that have been requested at a modest cost.

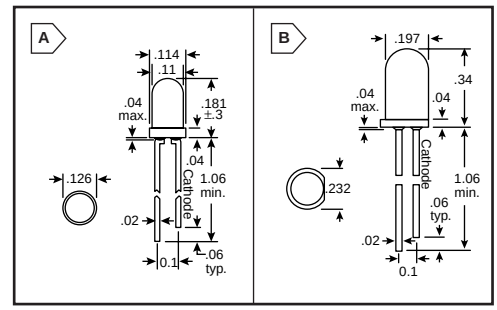

T-1 (3mm) Size

For quantities greater than listed, call for quote.

MOUSER STOCK NO.	Fig.	Color		Fwd. Voltage (I_F = 20mA)		Luminous Intensity		Peak Wave-length p (nm)	Viewing Angle	Price Each		
		LED	Lens	Typ.	Max.	Min.	Typ.			1	100	500
604-L934MBD	A	Blue	Blue Diff.	4.5	5.5	12.5	40.0	430	60°	**3.36**	**3.02**	**2.86**
604-L934MBC	A	Blue	Water Clear	4.5	5.5	20.0	90.0	430	20°	**3.36**	**3.02**	**2.86**

T-1 3/4 (5mm) Size

For quantities greater than listed, call for quote.

604-L53MBD	B	Blue	Blue Diff.	4.8	5.8	20.0	50.0	430	50°	**3.36**	**3.02**	**2.86**
604-L53MBC	B	Blue	Water Clear	4.8	5.8	60.0	150.0	430	16°	**3.36**	**3.02**	**2.86**

MULTI-COLOR LED LAMP

NEW IN '97

This unique LED indicator design combines a red, green, and two blue chips in a single 5mm package. This device is able to produce a wide range of colors in the visible spectrum by simply varying the current to each of the LEDs. The industry standard 5mm package has a white diffused lens which allows color mixing within the package. The multi-color package allows limited design and product flexibility by choosing any color desired and allowing the flexibility to change the color later.

DIMENSIONS (IN.)

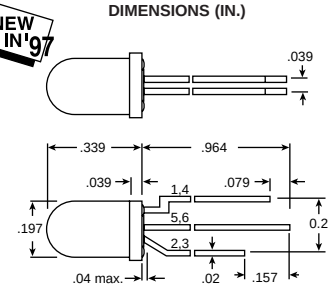

1. Anode Red
2. Anode Blue
3. Common Cathode
4. Anode Green
5. Anode Blue
6. Common Cathode

For quantities greater than listed, call for quote.

MOUSER STOCK NO.	Color		Fwd. Voltage (I_F = 20mA)		Luminous Intensity		Peak Wave-length p (nm)	Viewing Angle	Price Each		
	LED	Lens	Typ.	Max.	Min.	Typ.			1	100	500
604-LF59EBGBW	Red	White Diffused	2.0	2.5	20.0	90.0	625	30°	**7.00**	**6.30**	**5.95**
	Green	White Diffused	2.2	2.5	20.0	70.0	565	30°			
	Blue	White Diffused	3.8	4.4	1.2	2.5	470	30°			
	Blue	White Diffused	3.8	4.4	1.2	2.5	470	30°			

SURFACE MOUNT LEDS

DIMENSIONS (IN.)

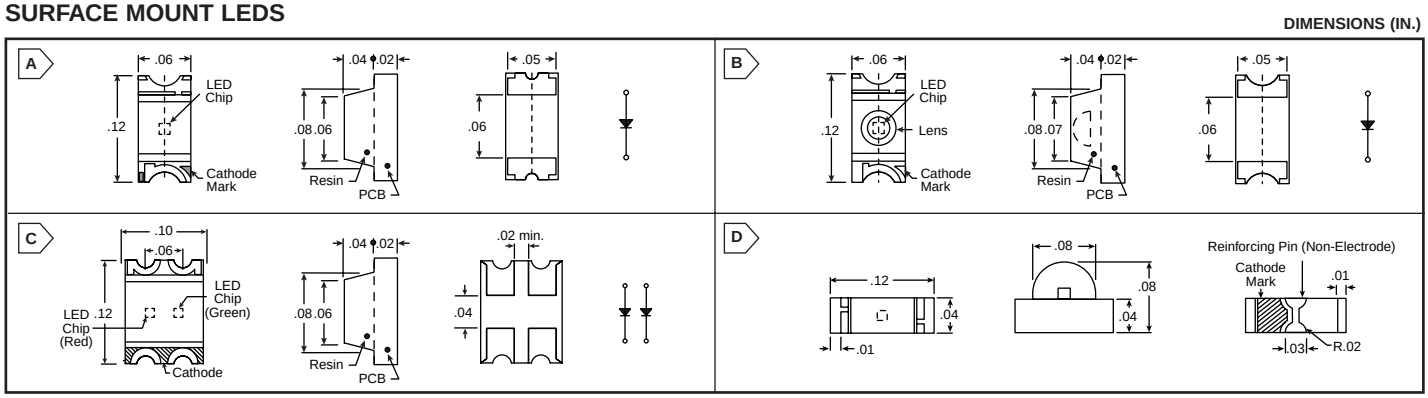

Chip Type Surface Mount LED Flat Lens

MOUSER STOCK NO.	Fig.	Emitted Color	Lens	Peak Wavelength λp (nm)	V_F		Luminous Intensity Iv			Viewing Angle	Price Each			
					Typ.	Max.	Min.	Typ.	I_F (mA)		1	100	500	1000
509-PY1101W	A	Yellow	Water Clear	570	2.1	2.5	1.4	4	20	140°	**.36**	**.27**	**.24**	**Call**

Chip Type Surface Mount LED Inner Lens

509-PY1102W	B	Yellow	Water Clear	570	2.1	2.5	6	12	20	70°	**.36**	**.27**	**.24**	**Call**

Chip Type Surface Mount LED Bi-Color Flat Lens

509-BRPG1201W	C	Red/Green	Water Clear	660/560	1.7/2.1	2.0/2.5	1.6/1.2	4.5/3	20	160°	**.61**	**.47**	**.41**	**Call**

Right Angle Surface Mount LEDs

509-PY1101F	D	Yellow	Clear	570	2.1	2.5	4.4	8.8	20	130° x 170°	**.46**	**.35**	**.31**	**Call**

HI-SUPER BRIGHT T-1 3/4 LED LAMPS

DIMENSIONS (IN.)

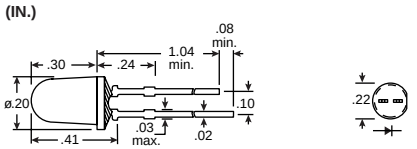

For quantities greater than listed, call for quote.

MOUSER STOCK NO.	Color		Peak Wave-length λp (nm)	Forward Voltage (Typ.)	Luminous Intensity Iv @ 20mA		Price Each		
	LED	Lens			Min.	Typ.	1	200	400
509-ER500L	Red	Water Clr	660	1.7	400	500	**.63**	**.48**	**.45**

LIGHT EMITTING DIODE KIT

Contains:

T-1 diffused red, green, yellow
T-1 clear red, green, yellow
T-1 3/4 diffused red, green, yellow
T-1 3/4 clear red, green, yellow
Rectangular diffused red, green, yellow
Square diffused red
T-1 3/4 dual color diffused red and green
Rectangular dual color diffused and green

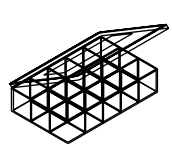

Features:

- 18 types fully assembled and keyed for easy use
- Compatible with most DTL and TTL circuits
- Both clear and diffused lenses
- T-1 and T-1 3/4 round, rectangular, and square packaging
- 2 dual color LEDs included

MOUSER STOCK NO.	Pieces in Each Kit	Price Each
370-LED-2	180	**33.95**

LED Lamps

DIMENSIONS (IN.)

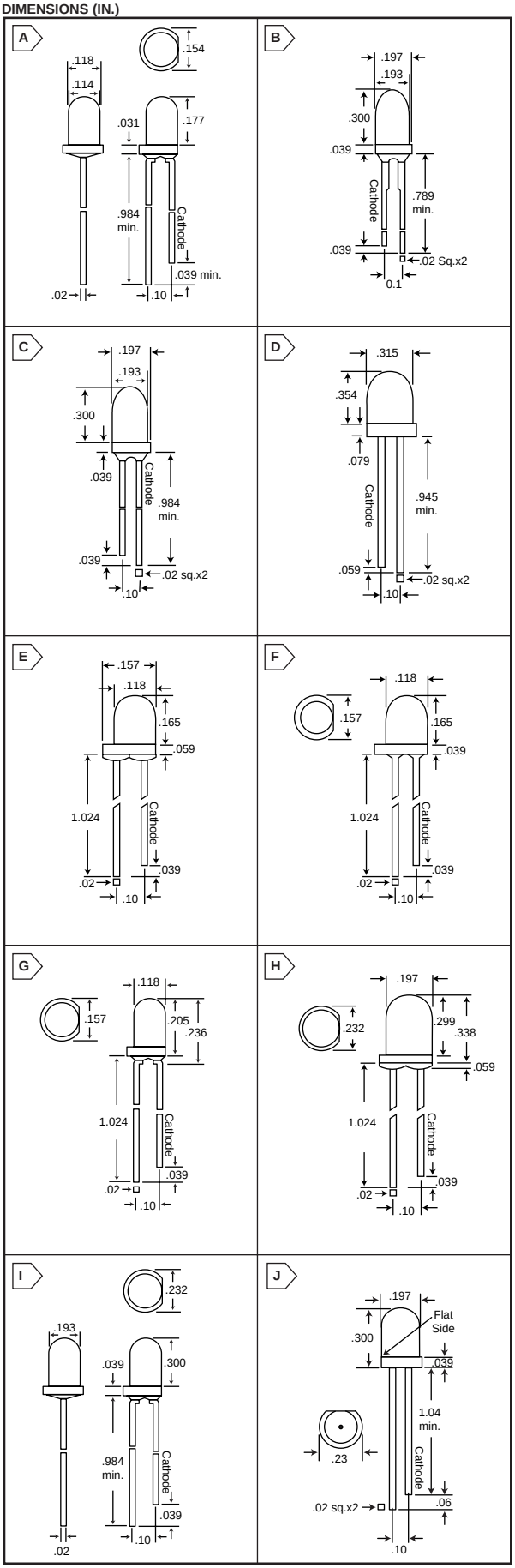

STANDARD LED LAMPS

- Average forward current: 30mA max.
- Reverse voltage: 5V max.

For quantities greater than listed, call for quote.

MOUSER STOCK NO.	Fig.	Color		Forward Voltage @ I_F = 20mA		Luminous Intensity @ 10mA(mcd)		Peak Wave-Length (nm)	Viewing Angle	Price Each		
		LED	Lens	Typ.	Max.	Min.	Typ.			1	100	500
T-1 Miniature Size (3mm)												
351-3102	A	Red	Red Diff	2.2	2.8	2.0	4.0	695	40°	.19	.14	.13
351-3003	A	Green	Green Diff	2.2	2.8	3.0	7.0	570	120°	.19	.14	.13
351-3103	A	Green	Green Diff	2.2	2.8	7.0	17.0	570	40°	.19	.14	.13
35BL506	A	Yellow	Yellow Diff	2.0	2.8	1.0	3.2	585	40°	.19	.14	.13
351-3013	A	Green	Green Clear	2.2	2.8	25.0	30.0	570	40°	.19	.14	.13
351-3014	A	Yellow	Yellow Clr	2.1	2.8	6.0	18.0	590	40°	.19	.14	.13
T-1 3/4 Standard Size (5mm)												
351-5001	B	Red	Red Diff	1.7	2.0	0.5	1.0	655	130°	.19	.14	.13
351-5022	C	Red	Red Diff	2.2	2.8	2.0	5.0	695	35°	.19	.14	.13
351-5003	B	Green	Green Diff	2.2	2.8	3.5	6.5	570	130°	.19	.14	.13
351-5023	C	Green	Green Diff	2.2	2.8	2.0	18.0	570	35°	.19	.14	.13
351-5025	C	Orange	Orange Diff	2.0	2.8	6.0	18.0	635	35°	.19	.14	.13
351-5004	B	Yellow	Yellow Diff	2.0	2.8	3.0	6.0	585	130°	.19	.14	.13
351-5024	C	Yellow	Yellow Diff	2.0	2.8	5.0	11.0	585	35°	.19	.14	.13
351-5031	C	Red	Red Clear	2.1	2.8	5.0	13.0	695	35°	.19	.14	.13
351-5035	C	Orange	Orange Clr	2.0	2.8	20.0	50.0	635	35°	.19	.14	.13
351-5034	C	Yellow	Yellow Clr	2.1	2.8	20.0	35.0	590	35°	.19	.14	.13
Jumbo Size (8mm)												
351-7542	D	Red	Red Diff	2.1	3.0	4.1	10.3	635	40°	.66	.44	.40
351-7540	D	Green	Green Diff	2.1	3.0	3.5	8.9	567	40°	.69	.47	.43
351-7541	D	Yellow	Yellow Diff	2.1	3.0	2.9	7.3	585	40°	.74	.49	.45

SUPER-BRIGHT LED LAMPS

- Operating and storage temperature: -40°C to 100°C

T-1 Miniature Size (3mm)

- Reverse current 100µA
- Forward current: 40mW max.
- Reverse voltage: 5V max.

For quantities greater than listed, call for quote.

MOUSER STOCK NO.	Fig.	Color		Forward Voltage @ I_F = 20mA		Luminous Intensity @ 10mA(mcd)		Peak Wave-Length (nm)	Viewing Angle	Price Each		
		LED	Lens	Typ.	Max.	Min.	Typ.			1	10	100
351-3232	E	Red	Diffused	1.5	2.4	100	180	660	68°	.30	.25	.22
351-3242	E	Green	Diffused	1.7	2.8	18	30	565	68°	.30	.25	.22
351-3252	E	Yellow	Diffused	1.7	2.8	150	280	585	68°	.30	.25	.22
351-3231	F	Red	Transparent	1.5	2.4	180	300	660	20°	.30	.25	.22
351-3241	F	Green	Transparent	1.7	2.8	36	60	565	20°	.30	.25	.22
351-3251	F	Yellow	Transparent	1.7	2.8	36	60	585	20°	.30	.25	.22
351-3230	G	Red	Water Clear	1.5	2.4	150	300	660	38°	.30	.25	.22
351-3240	G	Green	Water Clear	1.7	2.8	150	300	565	38°	.30	.25	.22
351-3250	G	Yellow	Water Clear	1.7	2.8	150	300	585	38°	.30	.25	.22

T-1 3/4 Standard Size (5mm)

- Reverse current 100µA
- Forward current: 30mW max.
- Reverse voltage: 4V max.

For quantities greater than listed, call for quote.

MOUSER STOCK NO.	Fig.	Color		Forward Voltage @ I_F = 20mA		Luminous Intensity @ 10mA(mcd)		Peak Wave-Length (nm)	Viewing Angle	Price Each		
		LED	Lens	Typ.	Max.	Min.	Typ.			1	10	100
351-5111	H	Red	Diffused	1.5	2.4	120	200	660	44°	.30	.25	.22
351-5502	H	Green	Diffused	1.7	2.8	25	40	565	44°	.30	.25	.22
351-5302	H	Yellow	Diffused	1.7	2.8	180	300	585	44°	.30	.25	.22
351-5110	H	Red	Transparent	1.5	2.4	600	1000	660	20°	.30	.25	.22
351-5501	H	Green	Transparent	1.7	2.8	180	300	565	20°	.30	.25	.22
351-5301	H	Yellow	Transparent	1.7	2.8	150	250	585	20°	.30	.25	.22
* 351-5540	C	Red	Red Clear	1.7	2.2	400	1000	660	12°	.66	.51	.46
351-0650CR	I	Red	Water Clear	1.8	2.5	400	650	660	15°	1.04	.80	.73
351-5100	H	Red	Water Clear	1.5	2.4	600	1000	660	20°	.24	.20	.18
351-5200	H	Red	Water Clear	1.5	2.4	1200	2000	660	20°	.77	.64	.58
351-5500	H	Green	Water Clear	1.7	2.8	300	500	565	20°	.24	.20	.18
351-5300	H	Yellow	Water Clear	1.7	2.8	150	300	585	20°	.24	.20	.18

* Anode lead is on the flat side of the LED

BLINKING LED'S

Ta = 25°C Test Condition @ 5V (Typical Characteristics)

For quantities greater than listed, call for quote.

MOUSER STOCK NO.	Fig.	Color		Forward Voltage		Luminous Intensity		Peak Wave-Length (nm)	Viewing Angle	Price Each		
		LED	Lens	Typ.	Max.	Min.	Typ.			1	10	100
351-8001	J	Red	Red Diff	3.0	15.0	1.5	2.0	697	16°	1.20	1.11	.95
351-8002	J	Green	Green Diff	3.0	15.0	5.0	7.0	565	16°	1.41	1.30	1.11

LED Lamps

DIMENSIONS (IN.)

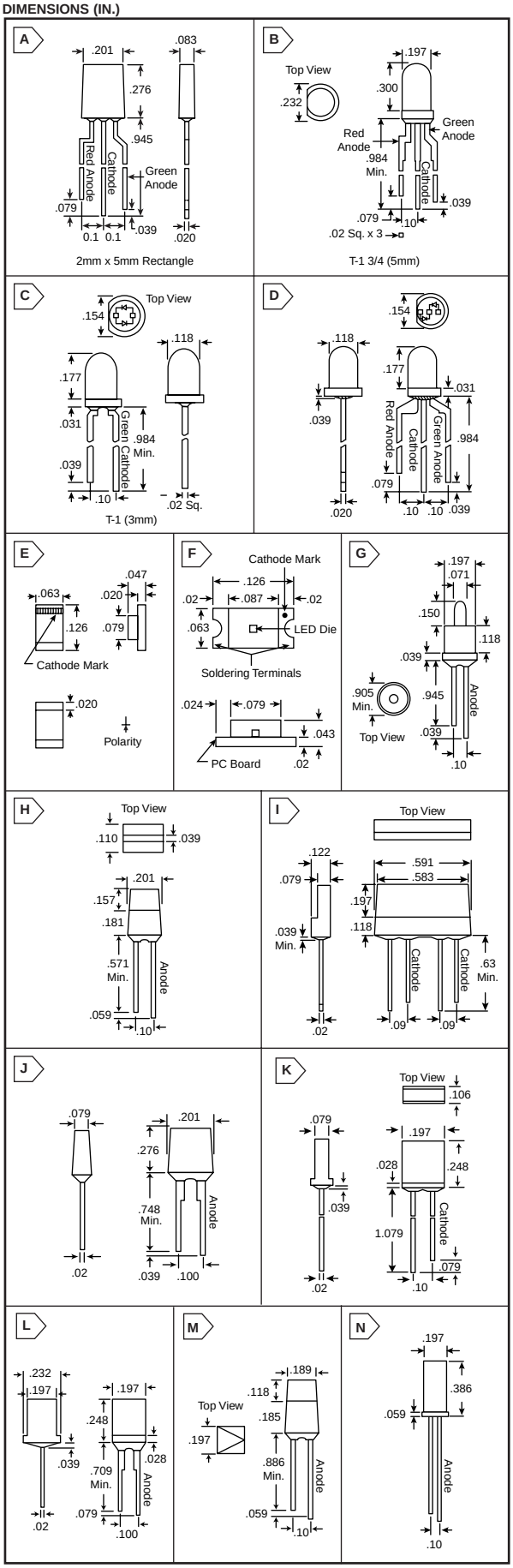

DUAL COLOR LED LAMPS

- Reverse voltage max.: 5V
- Reverse current: 100µA
- White diffused lens

Red/Green

For quantities greater than listed, call for quote.

MOUSER STOCK NO.	Fig.	Forward Voltage				Luminous Intensity				Peak Wavelength Red/Green	Viewing Angle	Price Each		
		Red		Green		Red		Green						
		Typ.	Max.	Typ.	Max.	Min.	Typ.	Min.	Typ.			1	100	500
351-5603	A	2.2	2.8	1.9	2.8	2.0	5.0	1.5	2.5	695/570	90°	.69	.56	.52
351-5403	B	1.6	2.8	1.9	2.8	60	100	25	50	660/570	70°	.72	.59	.55

Orange/Green

For quantities greater than listed, call for quote.

MOUSER STOCK NO.	Fig.	Forward Voltage				Luminous Intensity				Peak Wavelength Org./Green	Viewing Angle	Price Each		
		Orange		Green		Orange		Green						
		Typ.	Max.	Typ.	Max.	Min.	Typ.	Min.	Typ.			1	100	500
351-5602	A	2.0	2.8	2.1	2.8	2.0	5.0	1.5	2.5	635/570	- - -	.65	.52	.48
351-5401	B	2.0	2.8	2.2	2.8	10.0	18.0	8.0	15.0	635/570	40°	.65	.52	.48

T-1 MINIATURE SIZE (3mm) DUAL COLORED LAMPS

- Reverse voltage max.: 5V
- Reverse current: 100µA
- White diffused lens

Red/Green

For quantities greater than listed, call for quote.

MOUSER STOCK NO.	Fig.	Forward Voltage				Luminous Intensity				Peak Wavelength Red/Green	Viewing Angle	Price Each		
		Red		Green		Red		Green						
		Typ.	Max.	Typ.	Max.	Min.	Typ.	Min.	Typ.			1	100	500
351-3301	C	2.2	2.8	2.2	2.8	1.5	2.5	5.0	10.0	695/570	40°	.85	.65	.55
351-5201	C	1.8	2.8	1.9	2.8	3.0	6.0	4.0	8.4	695/574	40°	.69	.56	.52

Orange/Green

For quantities greater than listed, call for quote.

MOUSER STOCK NO.	Fig.	Forward Voltage				Luminous Intensity				Peak Wavelength Org./Green	Viewing Angle	Price Each		
		Orange		Green		Orange		Green						
		Typ.	Max.	Typ.	Max.	Min.	Typ.	Min.	Typ.			1	100	500
351-3302	C	2.0	2.8	2.2	2.8	4.0	8.0	3.0	6.0	635/570	40°	.89	.68	.58
351-5202	D	1.8	2.8	1.9	2.8	6.0	12.0	5.0	9.0	635/570	40°	.63	.50	.46

SURFACE MOUNT LAMPS

♦ Surface Mount Device

MOUSER STOCK NO.	Fig.	Color		Forward Voltage		Luminous Intensity		Peak Wavelength p (nm)	Price Each		
		LED	Lens	Typ.	Max.	Min.	Typ.		1	100	500
♦ 351-150R	E	Red	Red Diff.	2.2	2.6	1.0	2.4	700	.56	.47	.43
♦ 351-150Y	E	Yellow	Yellow Diff.	2.1	2.6	5.0	12.0	589	.56	.47	.43
♦ 351-1501	F	Red	Water Clear	1.8	2.8	3.5	9.0	660	.35	.30	.24
♦ 351-1502	F	Red	Water Clear	1.8	2.5	5.5	20.0	660	.39	.33	.27
♦ 351-1503	F	Green	Water Clear	2.2	2.8	4.0	16.0	570	.35	.30	.24
♦ 351-1504	F	Yellow	Water Clear	2.1	2.8	4.0	10.0	590	.35	.30	.24
♦ 351-1505	F	Orange	Water Clear	2.0	2.8	3.0	8.0	635	.35	.30	.24

SPECIAL SHAPE LED LAMPS

For quantities greater than listed, call for quote.

MOUSER STOCK NO.	Fig.	Color		Forward Voltage @ I_F = 20mA		Luminous Intensity @ 10mA(mcd)		Peak Wavelength	Price Each		
		LED	Lens	Typ.	Max.	Min.	Typ.		1	100	500
Pin Point .08" Diameter (2mm)											
351-2103	G	Green	Green Diff	2.2	2.8	1.8	4.0	570	.32	.25	.22
Rectangular .04" x .2" (1mm x 5mm)											
351-6401	H	Red	Red Diff	2.2	2.8	0.3	0.5	655	.29	.22	.20
351-6403	H	Green	Green Diff	2.2	2.8	1.0	2.5	570	.32	.25	.22
351-6404	H	Yellow	Yellow Diff	2.1	2.8	1.5	2.5	590	.34	.27	.24
Rectangular .08" x .59" (2mm x 15mm)											
351-6504	I	Yellow	Yellow Diff	2.1	2.8	0.8	2.0	590	.98	.75	.63
Rectangular .08" x .2" (2mm x 5mm)											
351-6201	J	Red	Red Diff	2.1	2.8	0.2	0.5	695	.29	.22	.20
351-6203	J	Green	Green Diff	2.0	2.8	0.5	2.0	570	.43	.28	.25
351-6204	J	Yellow	Yellow Diff	2.0	2.8	0.5	1.7	590	.45	.30	.27
351-9402	K	Red	Red Diff	2.1	2.8	0.5	1.0	695	.29	.22	.20
351-9404	K	Yellow	Yellow Diff	2.0	2.8	1.0	2.5	590	.34	.27	.24
Square .2" x .2" (5mm x 5mm)											
351-6801	L	Red	Red Diff	2.1	2.8	0.3	0.8	655	.30	.23	.21
351-6803	L	Green	Green Diff	2.1	2.8	2.5	4.5	570	.43	.28	.26
351-9540	L	Red	Red Clear	1.6	2.0	0.15	0.42	655	.38	.27	.24
Triangular .19" (4.8mm)											
35BL515	M	Red	Red Diff	1.7	2.0	0.3	0.45	655	.34	.26	.24
Cylindrical .2" (5mm)											
351-5042	N	Red	Red Diff	2.1	2.8	1.8	3.0	630	.32	.25	.22
351-5043	N	Green	Green Diff	2.1	2.8	1.0	2.0	565	.34	.27	.24
351-5044	N	Yellow	Yellow Diff	2.0	2.8	1.8	3.0	585	.38	.30	.27

LED Indicators

DIMENSIONS (IN.)

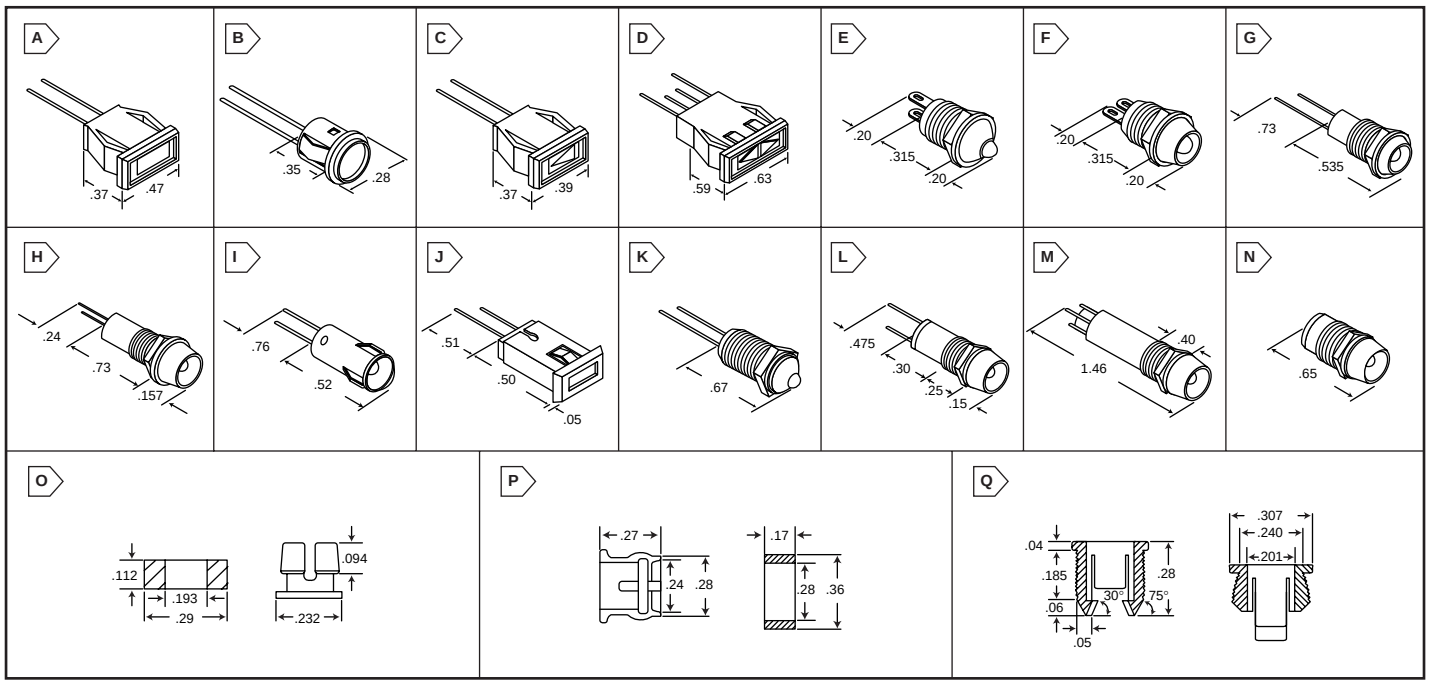

SNAP-IN LED INDICATORS

Features: • Diffused lenses • Black plastic housing

Rectangular

MOUSER STOCK NO.	Fig.	Color	Mtg. Hole (In.)	Forward Voltage (V)	Price Each 1	10	100	500
351-MP072-R	A	Red	.46 x .21	2.1	2.69	2.24	2.04	Call For Quote
351-MP072-G	A	Green	.46 x .21	2.1	2.82	2.35	2.13	
351-MP072-Y	A	Yellow	.46 x .21	2.1	2.82	2.35	2.13	

Round

MOUSER STOCK NO.	Fig.	Color	Mtg. Hole (In.)	Forward Voltage (V)	Price Each 1	10	100	500
351-MP075-R	B	Red	.31	2.1	2.18	1.81	1.65	Call For Quote
351-MP075-G	B	Green	.31	2.1	2.59	2.16	1.96	
351-MP075-Y	B	Yellow	.31	2.1	2.59	2.16	1.96	

Directional

MOUSER STOCK NO.	Fig.	Color	Mtg. Hole (In.)	Forward Voltage (V)	Price Each 1	10	100	500
351-MP078-R	C	Red	.46 x .21	2.1	2.02	1.68	1.53	Call

Bi-Directional

351-MP081-R	D	Red	.61 x .22	2.1	3.90	3.25	2.96	Call For Quote
351-MP081-G	D	Green	.61 x .22	2.1	4.42	3.69	3.35	
351-MP081-Y	D	Yellow	.61 x .22	2.1	4.42	3.69	3.35	

HIGH RELIABILITY LED INDICATORS

- Red LED indicators

MOUSER STOCK NO.	Fig.	Description	Mtg. Hole (In.)	Forw. Volt	Max. I_F (mA)	Max. V_R	Price Each 1	100	500	1000
35MP050	E	Black Plastic	.37	2.1	30	4	3.32	2.77	2.52	Call For Quote
35MP051	F	Black Plastic	.37	2.1	30	4	3.32	2.77	2.52	
35MP054	E	Metal Case	.37	2.1	30	4	4.18	3.49	3.17	
35MP055	F	Metal Case	.37	2.1	30	4	4.18	3.49	3.17	
35MP062	G	Black Plastic	.30	1.67	30	4	2.39	1.99	1.81	
35MP070	H	Metal Case	.28	1.67	30	4	4.10	3.41	3.10	
35MP058	I	Red Plastic	.24	1.67	5	4	2.11	1.76	1.60	
35MP059	J	Black Plastic	.26 x .18	2.1	30	4	2.51	2.09	1.90	

STANDARD LED INDICATORS

T-1 (3mm) LED Indicator Assembly

MOUSER STOCK NO.	Fig.	Color	Lens	Mtg. Hole (In.)	Forward Voltage	Price Each 1	10	100	500
35CA001	K	Red	Diffused	.23	2.0V	.88	.66	.61	Call

STANDARD LED INDICATORS

T-1 3/4 (5mm) LED Indicator Assembly

MOUSER STOCK NO.	Fig.	Color	Lens	Mtg. Hole (In.)	Forward Voltage	Price Each 1	10	100	500
With Chrome Bezel									
35CA004	L	Red	Water Clr	.31	2.0V	1.19	.90	.81	Call For Quote
35CA005	L	Green	Water Clr	.31	2.0V	1.19	.90	.81	
35CA006	L	Yellow	Water Clr	.31	2.0V	1.19	.90	.81	
35CA007	L	Red	Red Diff	.31	2.0V	1.19	.90	.81	
35CA008	L	Green	Green Diff	.31	2.0V	1.19	.90	.81	
35CA009	L	Yellow	Yellow Diff	.31	2.0V	1.19	.91	.81	
With Gold Bezel									
351-1500GRC	L	Red	Water Clr	.31	2.0V	1.29	1.08	.98	Call For Quote
351-1501GGC	L	Green	Water Clr	.31	2.0V	1.39	1.17	1.06	
351-1502GYC	L	Yellow	Water Clr	.31	2.0V	1.44	1.19	1.09	
351-1510GRD	L	Red	Red Diff	.31	2.0V	1.19	.91	.83	
351-1512GYD	L	Yellow	Yellow Diff	.31	2.0V	1.31	.99	.82	

T-1 3/4 (5mm) LED Indicator Assembly

MOUSER STOCK NO.	Fig.	Color	Lens	Mtg. Hole (In.)	Forward Voltage	Price Each 1	10	100	500
35CA002	M	Red	Diffused	.30	6.0V	1.36	1.04	.95	Call
35CA003	M	Red	Diffused	.30	12.0V	1.36	1.04	.95	

CHASSIS MOUNT T-1 3/4 LED BEZEL

MOUSER STOCK NO.	Fig.	Bezel Color	Mtg. Hole (In.)	Description	Price Each 1	10	100	500
351-1000	N	Black	5/16	For mounting T-1 3/4 size LEDs	.90	.70	.63	Call
351-1001	N	Chrome	5/16		1.13	.87	.79	

Gold Bezel (Base and Spring Not Included)

MOUSER STOCK NO.	Fig.	Description	Price Each 1	100	500	1000	2000
351-1100	N	Gold bezel w/.31" mounting hole	.65	.46	.41	.38	Call

LED PANEL MOUNTING CLIPS

MOUSER STOCK NO.	Fig.	Color	Size	Description	Price Each 1	100	500	1000
352-0001	O	Black	T-1	Two piece	.15	.10	.09	Call For Quote
351-0002	P	Black	T-1 3/4	Two piece	.15	.10	.09	
351-0003	Q	Black	T-1 3/4	One piece	.13	.07	.06	

LED Lenses and Mounting Components

PRE-WIRED SOLDERLESS LED INTERCONNECTIONS

This modular assembly is designed for use in the electrical connection of panel mounted LEDs to printed circuit boards. This off-the-shelf, plug in system eliminates many of the problems typical of devices and assemblies currently in use. It is designed to make quick and easy plug-in connections between panel mounted LEDs and the printed circuit boards. The modular concept of panel and header along with different wire lengths offer a cost reducing, off-the-shelf solution to cabling problems. The LEDs, and Panel Lens must be ordered separately. Other connector types available upon request.

For quantities greater than listed, call for quote.

MOUSER STOCK NO.	Length (In.)	Price Each 1	10	100
3mm Bi-Lead LED / .025" Header Post				
593-CNXBE2104	4	1.85	1.69	1.54
593-CNXBE2108	8	1.85	1.69	1.54
593-CNXBE2112	12	1.85	1.69	1.54
593-CNXBE2118	18	2.17	1.99	1.81
593-CNXBE2124	24	2.36	2.17	1.97
5mm Bi-Lead LED / .025" Header Post				
593-CNXCE2104	4	1.85	1.69	1.54
593-CNXCE2108	8	1.85	1.69	1.54
593-CNXCE2112	12	1.85	1.69	1.54
593-CNXCE2118	18	2.17	1.99	1.81
593-CNXCE2124	24	2.36	2.17	1.97

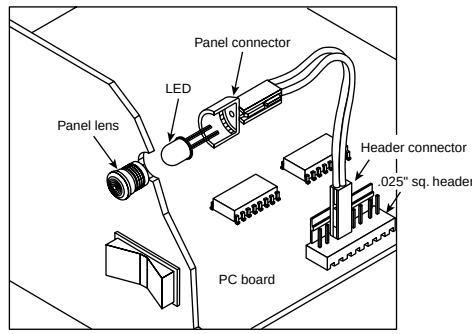

LOW PROFILE PANEL LENSES

To be used with Pre-Wired Solderless LED Interconnections. Lenses utilize fresnel rings to increase apparent brightness and viewing angle up to 180 degrees.

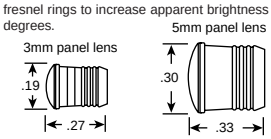

For quantities greater than listed, call for quote.

MOUSER STOCK NO.	Lens Color	VCC Part No.	Price Each 1	10	100
3mm Panel Lenses					
593-1700R	Red	SMC170RTP	.23	.21	.20
593-1700G	Green	SMC170GTP	.23	.21	.20
593-1700Y	Yellow	SMC170YTP	.23	.21	.20
593-1700C	Clear	SMC170CTP	.23	.21	.20
5mm Panel Lenses					
593-3210R	Red	CMC321RTP	.25	.23	.22
593-3210G	Green	CMC321GTP	.25	.23	.22
593-3210Y	Yellow	CMC321YTP	.25	.23	.22
593-3210C	Clear	CMC321CTP	.25	.23	.22

PCB MOUNTS FOR BI AND TRI-LEAD LEDS

DIMENSIONS (IN.)

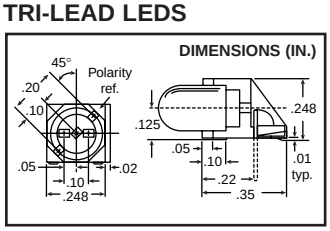

Allows the right angle mounting of 5mm LEDs used as diagnostic and logic indicator lights of PC boards. Permits the right angle mounting of the bi-lead as well as both configurations of the tri-lead LED.

For quantities greater than listed, call for quote.

MOUSER STOCK NO.	Price Each 1	10	100
593-PCH175	.09	.08	.076

P-C LITE CIRCUIT BOARD SOCKETS FOR LEDS

Specifications:

- Material: Housing-nylon, UL 94V-0 (black)
- Unique contact design permits automatic adjustment to the various sizes and shapes of the LED leads. Accommodates IR emitters, phototransistors, and incandescent bi-pin lamps.
- For use with 3mm or 5mm LEDs
- Will accept round or square LED leads

Features:

- Used as circuit board mounting sockets for status, logic and fault detection lights
- Are relampable with no direct soldering to the LED
- Polarity identification is provided on each socket
- PCV series can be mounted same side or opposite side of PCB

No. of Pos.	Price Each 1	10	100	500
1	.55	.51	.47	Call
2	.82	.76	.70	For
3	1.29	1.19	1.09	Quote

MOUSER STOCK NO.	Fig.	No. of Positions
Thru Hole, Horizontal Socket		
593-PCH330	A	1
593-PCH660	A	2
593-PCH990	A	3
Thru Hole, Vertical Socket		
593-PCV220	B	1
593-PCV440	B	2
593-PCV880	B	3
Surface Mount, Hor. Socket		
593-SMD330	C	1
593-SMD660	C	2
593-SMD990	C	3

DIMENSIONS (IN.)

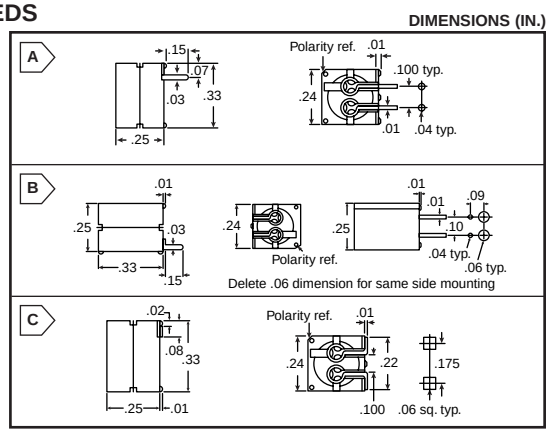

PCB STANDOFFS FOR BI AND TRI-LEAD COMPONENTS

Standoffs are designed for printed circuit board mounting of multi-lead devices ie. LEDs. They cope with various problems in mounting passive components. They include height control, lateral stability, lead retention, lead shorting, and solder flux removal. Device height control is simplified with mounts ranging in lengths from .12 to 1.0 inches.

.12" to .48" lengths Price Each 1	10	100	500
.08	.07	.067	Call

.50" to 1.0" lengths Price Each 1	10	100	500
.09	.08	.076	Call

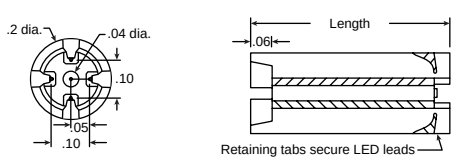

DIMENSIONS (IN.)

MOUSER STOCK NO.	Length (In.)
593-STD120	.12
593-STD140	.14
593-STD160	.16
593-STD180	.18
593-STD200	.20

MOUSER STOCK NO.	Length (In.)
593-STD220	.22
593-STD240	.24
593-STD250	.25
593-STD260	.26
593-STD280	.28

MOUSER STOCK NO.	Length (In.)
593-STD300	.30
593-STD320	.32
593-STD340	.34
593-STD360	.36
593-STD380	.38

MOUSER STOCK NO.	Length (In.)
593-STD400	.40
593-STD420	.42
593-STD440	.44
593-STD460	.46
593-STD480	.48

MOUSER STOCK NO.	Length (In.)
593-STD500	.50
593-STD550	.55
593-STD600	.60
593-STD650	.65
593-STD700	.70

MOUSER STOCK NO.	Length (In.)
593-STD750	.75
593-STD800	.80
593-STD850	.85
593-STD900	.90
593-STD950	.95
593-STD1.0	1.0

CLIPLITE AND CUBELITE LENS MOUNTS FOR T1 AND T1 3/4 LEDS

DIMENSIONS (IN.)

Features:

- Provides viewing angles up to 180°C
- High contrast and visibility
- Provides an easy snap-mount method for mounting LEDs through the front panel
- Protects the LED from physical damage from electrostatic discharge (ESD), up to 16KV
- Lens mounts utilize striated lines and fresnel rings to increase apparent brightness up to 125% and viewing angle up to 180 degrees

Specifications:

- Material: Lens-polycarbonate

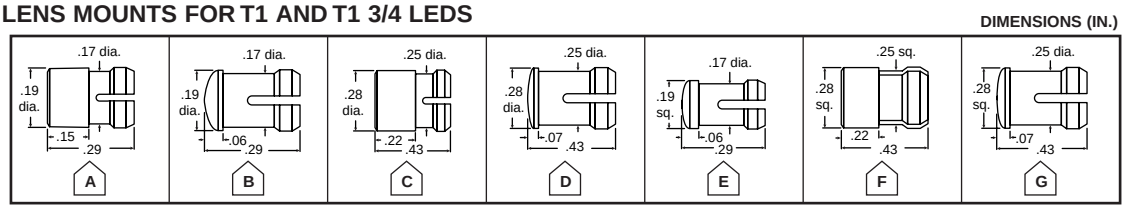

Round Lens

MOUSER STOCK NO.	Fig.	Lens Colors	VCC Part No.
T1 (3mm) Standard Height			
593-1900R	A	Red	SML190RTP
593-1900G	A	Green	SML190GTP
593-1900Y	A	Yellow	SML190YTP
593-1900C	A	Clear	SML190CTP
T1 (3mm) Low Profile			
593-2000R	B	Red	SMB200RTP
593-2000G	B	Green	SMB200GTP
593-2000Y	B	Yellow	SMB200YTP
593-2000C	B	Clear	SMB200CTP

Round Lens

MOUSER STOCK NO.	Fig.	Lens Colors	VCC Part No.
T1 3/4 (5mm) Standard Height			
593-2800R	C	Red	CLF280RTP
593-2800G	C	Green	CLF280GTP
593-2800Y	C	Yellow	CLF280YTP
593-2800C	C	Clear	CLF280CTP
T1 3/4 (5mm) Low Profile			
593-3000R	D	Red	CLB300RTP
593-3000G	D	Green	CLB300GTP
593-3000Y	D	Yellow	CLB300YTP
593-3000C	D	Clear	CLB300CTP

Square Lens

MOUSER STOCK NO.	Fig.	Lens Colors	VCC Part No.
T1 (3mm) Low Profile			
593-2500R	E	Red	SMQ250RTP
593-2500G	E	Green	SMQ250GTP
593-2500Y	E	Yellow	SMQ250YTP
593-2500C	E	Clear	SMQ250CTP
T1 3/4 (5mm) Standard Height			
593-3600R	F	Red	SQL360RTP
593-3600G	F	Green	SQL360GTP
593-3600Y	F	Yellow	SQL360YTP
593-3600C	F	Clear	SQL360CTP

Type	Mgt. Hole (In.)	Price Each 1	10	100	500
T1	.171	.23	.21	.20	Call For Quote
T1 3/4	.250	.25	.23	.22	
3600 Series					
T1 3/4	.25	.27	.24	.23	

Square Lens, T1 3/4 (5mm) Low Profile

MOUSER STOCK NO.	Fig.	Lens Colors	VCC Part No.
593-4000R	G	Red	SQB400RTP
593-4000G	G	Green	SQB400GTP
593-4000Y	G	Yellow	SQB400YTP
593-4000C	G	Clear	SQB400CTP

LED Lamps and Indicators

NEW!

DIMENSIONS (IN.)

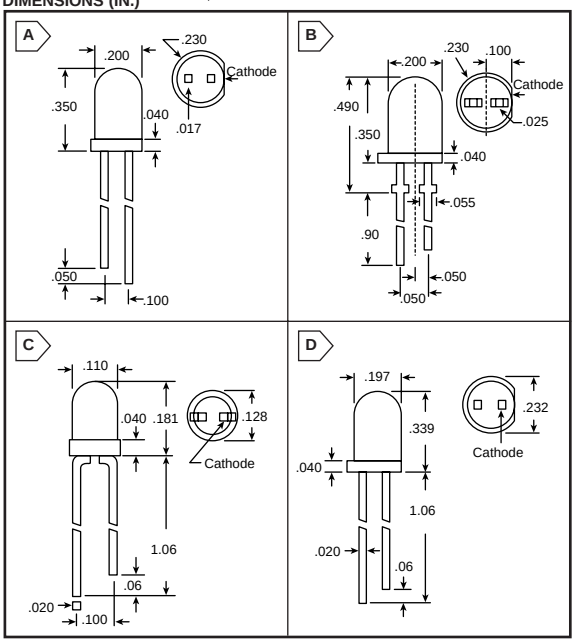

T-1 3/4 ULTRA BRIGHT LED LAMPS

For quantities greater than listed, call for quote.

MOUSER STOCK NO.	Fig.	Color		Forward Voltage @ I_F = 20mA		Luminous Intensity @ 10mA(mcd)		Peak Wave-Length (nm)	Viewing Angle	Price Each		
		LED	Lens	Typ.	Max.	Min.	Typ.			1	100	500
606-CMD3750	A	Hi-eff red	Red tint	2.2	3.0	80	150	635	24	.46	.40	.39
606-HLMP3750A	B	Hi-eff red	Red tint	2.2	3.0	80	150	635	24	.29	.25	.24
606-HLMP3950A	B	Hi-eff grn	Grn tint	2.2	3.0	80	150	565	24	.31	.27	.26
606-HLMP3850A	B	Yellow	Yellow tint	2.2	3.0	80	150	585	24	.31	.27	.26

SUPER BRIGHT LED LAMPS

T-1 Standard Size

For quantities greater than listed, call for quote.

606-CMD31101UR/B	C	Red	Red diff	1.85	2.5	70	90	660	60	.57	.50	.48
606-CMD31101UR/C	C	Red	Red diff	1.85	2.5	90	100	660	60	.78	.68	.65
606-CMD31101UR/D	C	Red	Red diff	1.85	2.5	100	150	660	60	1.56	1.35	1.30
606-CMD31101UR/E	C	Red	Red diff	1.85	2.5	200	250	660	60	3.12	2.70	2.60
606-CMD31101UG	C	Green	Green diff	2.2	2.5	40	50	565	60	.29	.25	.24
606-CMD31104UR/B	C	Red	Water clr	1.85	2.5	250	360	660	30	.57	.50	.48
606-CMD31104UR/C	C	Red	Water clr	1.85	2.5	360	500	660	30	.78	.68	.65
606-CMD31104UR/D	C	Red	Water clr	1.85	2.5	500	700	660	30	1.56	1.35	1.30

T-1 3/4 Standard Size

For quantities greater than listed, call for quote.

606-CMD41101UR/B	D	Red	Red diff	1.85	2.5	90	100	660	60	.57	.50	.48
606-CMD41101UR/D	D	Red	Red diff	1.85	2.5	200	300	660	60	1.30	1.13	1.08
606-CMD41101UR/E	D	Red	Red diff	1.85	2.5	300	500	660	60	2.08	1.80	1.73
606-CMD41101UR/F	D	Red	Red diff	1.85	2.5	500	700	660	60	3.12	2.70	2.60
606-CMD41101UR/G	D	Red	Red diff	1.85	2.5	700	1000	660	60	4.68	4.06	3.90
606-CMD41101UG	D	Green	Green diff	2.2	2.5	20	60	565	60	.29	.25	.24
606-CMD41104UR/A	D	Red	Water clr	1.85	2.5	300	400	660	30	.57	.50	.48
606-CMD41104UR/B	D	Red	Water clr	1.85	2.5	400	500	660	30	.66	.57	.55
606-CMD41104UR/C	D	Red	Water clr	1.85	2.5	500	1000	660	30	.78	.68	.65

LED PANEL MOUNTING ACCESSORIES

For quantities greater than listed, call for quote.

MOUSER STOCK NO.	Fig.	Description	Color	Price Each		
				1	100	500
606-CMP100	A	T-1 single piece	Black	.13	.10	.09
606-4999-002	B	T-1 3/4, 3 pc. flanged	Silver	1.15	1.00	.96
606-4999-003	B	T-1 3/4, 3 pc. flanged	Black	.91	.79	.76
606-CMP22	C	T-1 3/4, 2 pc. taper side	Black	.13	.10	.09
606-CMP52	D	T-1 3/4, 2 pc. straight side	Black	.13	.10	.09
606-CMP65	E	2 pc. rect. (.245"x.145")	Black	.24	.21	.20

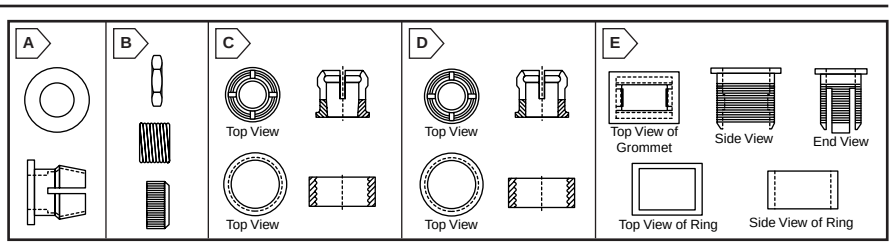

LED LIGHT BARS

DIMENSIONS (IN.)

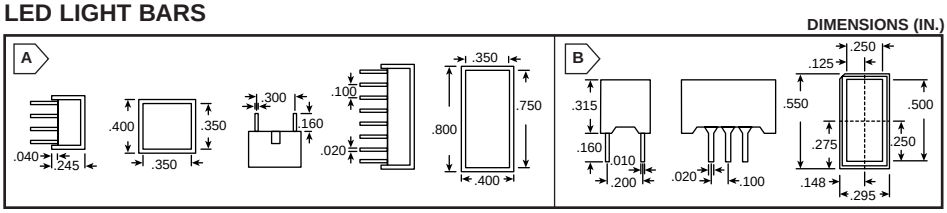

For quantities greater than listed, call for quote.

MOUSER STOCK NO.	Fig.	Color		Forward Voltage @ I_F = 20mA		Luminous Intensity @ 10mA(mcd)		Peak Wavelength (nm)	Price Each		
		LED	Lens	Typ.	Max.	Min.	Typ.		1	100	500
606-HLMP2685	A	Hi-eff red	White diff	2.0	2.6	22.0	80.0	630	4.20	3.64	3.50
606-CMD57173	B	Hi-eff red	Red diff	2.0	2.5	4.5	- - -	635	2.18	1.89	1.82

LED BAR GRAPH LED DISPLAYS

DIMENSIONS (IN.)

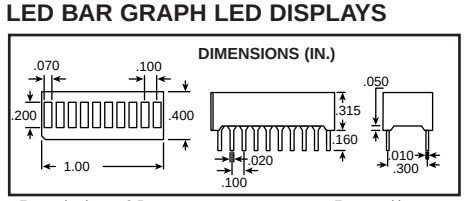

- Forward voltage: 2.5 typ.
- Luminous intensity: 1.8 typ.

For quantities greater than listed, call for quote.

MOUSER STOCK NO.	Color		Peak Wavelength (nm)	Price Each	
	LED	Lens		1	100
606-CMD57164	H.E. red	White diff	630	4.08	3.54
606-CMD54164	H.E. grn	Red diff	562	4.49	3.89

CIRCUIT BOARD INDICATORS

DIMENSIONS (IN.)

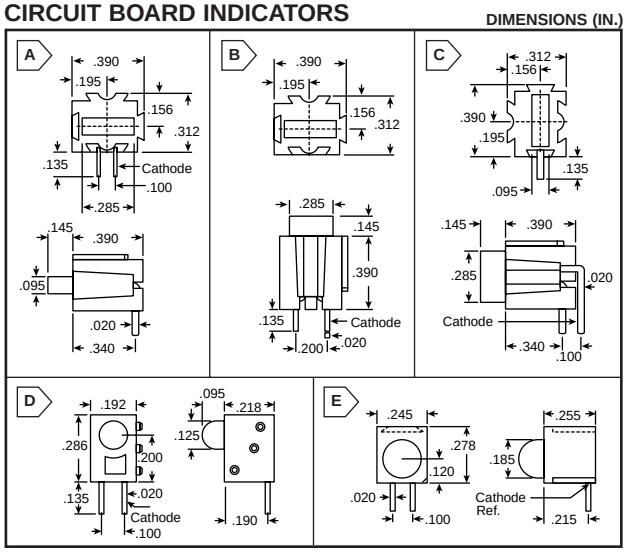

For quantities greater than listed, call for quote.

MOUSER STOCK NO.	Fig.	Color		Forward Voltage @ I_F = 20mA		Luminous Intensity @ 10mA(mcd)		Peak Wave-Length (nm)	Viewing Angle	Price Each		
		LED	Lens	Typ.	Max.	Min.	Typ.			1	100	500
606-CMR01R	A	Hi-eff red	Red diff	2.0	2.5	3.2	12.5	625	110	.64	.55	.53
606-CMR01G	A	Hi-eff grn	Green diff	2.2	2.5	1.3	8.0	565	110	.64	.55	.53
606-CMR01Y	A	Yellow	Yel diff	2.1	2.5	1.3	8.0	590	110	.64	.55	.53
606-CMS01R	B	Hi-eff red	Red diff	2.0	2.5	3.2	12.5	625	110	.64	.55	.53
606-CMS01G	B	Hi-eff grn	Green diff	2.2	2.5	1.3	8.0	565	110	.64	.55	.53
606-CMS01Y	B	Yellow	Yel diff	2.1	2.5	1.3	8.0	590	110	.64	.55	.53
606-CMV01R	C	Hi-eff red	Red diff	2.0	2.5	3.2	12.5	625	110	.64	.55	.53
606-CMV01G	C	Hi-eff grn	Green diff	2.2	2.5	1.3	8.0	565	110	.64	.55	.53
606-CMV01Y	C	Yellow	Yel diff	2.1	2.5	1.3	8.0	590	110	.64	.55	.53
606-CMC01R	D	Hi-eff red	Water clr	2.0	2.5	24.0	60.0	625	30	.66	.57	.55
606-CMC01Y	D	Yellow	Water clr	2.1	2.5	24.0	60.0	590	30	.66	.57	.55
606-CMW01S	D	Hi-eff red	Red diff	2.0	2.5	1.0	2.0	625	120	.66	.57	.55
606-CMW01R	D	Hi-eff red	Red diff	2.0	2.5	3.2	20.0	625	130	.66	.57	.55
606-CMW01H	D	Hi-eff grn	Green diff	2.2	2.5	1.0	2.0	565	120	.66	.57	.55
606-CMW01G	D	Hi-eff grn	Green diff	2.2	2.5	3.2	12.5	565	120	.66	.57	.55
606-CMW01O	D	Hi-eff red	Org diff	2.0	2.5	3.2	20.0	625	120	.66	.57	.55
606-CMW01Z	D	Yellow	Yel diff	2.1	2.5	1.0	2.0	590	120	.66	.57	.55
606-CMW01Y	D	Yellow	Yellow diff	2.1	2.5	3.2	12.5	590	120	.66	.57	.55
606-CMF01R	E	Hi-eff red	Red diff	2.0	2.5	3.2	8.0	625	120	.72	.62	.60
606-CMI01S	E	Red	Red diff	1.7	2.1	1.25	3.2	660	120	.67	.58	.56
606-CMI01R	E	Hi-eff red	Red diff	2.0	2.5	3.2	8.0	625	120	.67	.58	.56
606-CMI01G	E	Hi-eff grn	Green diff	2.2	2.5	3.2	8.0	565	120	.67	.58	.56
606-CMI01Y	E	Yellow	Yel diff	2.1	2.5	3.2	8.0	590	120	.67	.58	.56

LED Lamps

NEW!

DIMENSIONS (IN.)

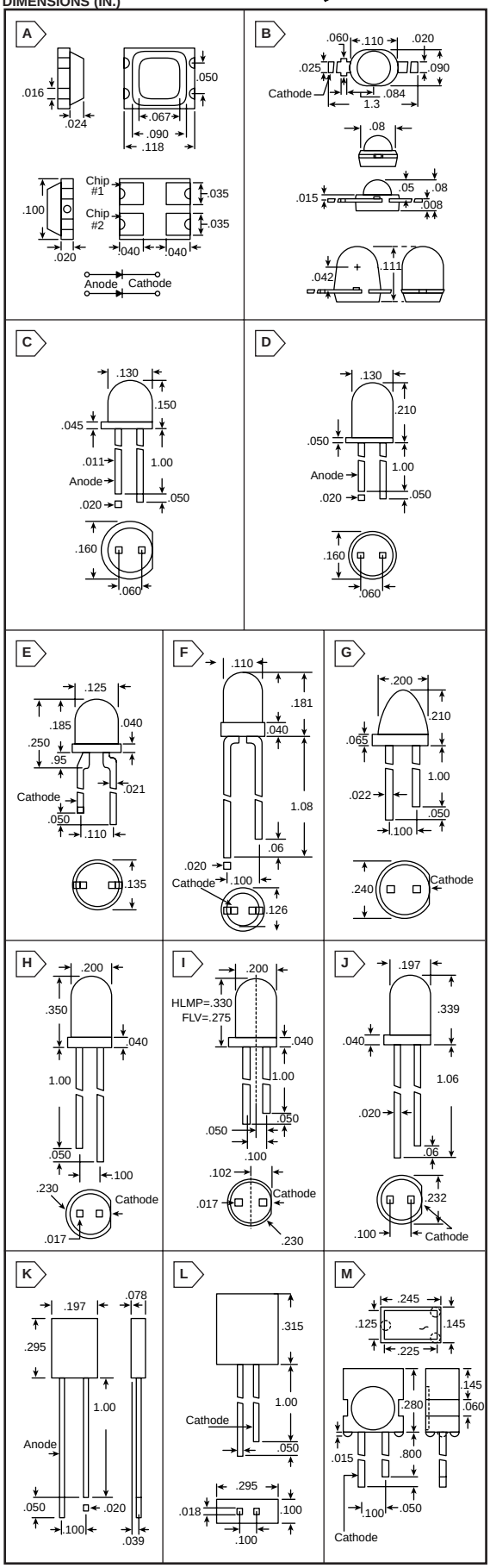

SURFACE MOUNT DUAL CHIP LED's (1210 Size)

For quantities greater than listed, call for quote.

MOUSER STOCK NO.	Fig.	Color		Forward Voltage @ I_F = 20mA		Luminous Intensity @ 10mA(mcd)		Peak Wave-Length (nm)	Viewing Angle	Price Each		
		LED	Lens	Typ.	Max.	Min.	Typ.			1	100	500
606-CMD11304G	A	Hi-eff grn	Clear	2.0	2.6	11.0	22.0	565	100	.83	.72	.69
606-CMD11304A	A	Amber	Clear	2.1	2.8	5.0	14.0	610	100	.83	.72	.69

T-3/4 SUBMINIATURE LED LAMPS

For quantities greater than listed, call for quote.

MOUSER STOCK NO.	Fig.	Color		Forward Voltage @ I_F = 20mA		Luminous Intensity @ 10mA(mcd)		Peak Wave-Length (nm)	Viewing Angle	Price Each		
		LED	Lens	Typ.	Max.	Min.	Typ.			1	100	500
606-CMD50B	B	Red	Clear	1.65	2.0	0.5	3.0	660	80	.32	.28	.27
606-CMD54B	B	Red	Red Clear	1.65	2.0	0.4	3.5	660	80	.30	.26	.25
606-CMD64B	B	Green	Grn Clear	2.2	3.0	1.0	8.0	535	80	.38	.33	.32

STANDARD LED LAMPS

T-1 Standard Size

For quantities greater than listed, call for quote.

MOUSER STOCK NO.	Fig.	Color		Forward Voltage @ I_F = 20mA		Luminous Intensity @ 10mA(mcd)		Peak Wave-Length (nm)	Viewing Angle	Price Each		
		LED	Lens	Typ.	Max.	Min.	Typ.			1	100	500
606-CMD5077C	C	Red	Red diff	1.6	2.0	0.3	1.75	660	110	.34	.29	.28
606-CMD5777C	C	Hi-eff red	Red diff	2.0	3.0	1.0	7.0	635	180	.40	.35	.33
606-CMD5074C	D	Red	Red clear	1.6	2.0	.7	2.5	660	70	.27	.24	.23
606-CMD5075C	D	Red	Red diff	1.6	2.0	.6	1.5	660	90	.30	.26	.25
606-CMD5774C	D	Hi-eff red	Red diff	2.0	3.0	1.5	9.0	635	90	.38	.33	.32
606-CMD5374C	D	Yellow	Yellow diff	2.1	3.0	1.5	9.0	585	90	.40	.35	.33
606-CMD5474C	D	Hi-eff grn	Green diff	2.2	3.0	1.2	9.0	565	90	.38	.33	.32
606-CMD57640	E	Hi-eff red	Red diff	2.0	3.0	1.0	2.0	635	90	.27	.24	.23
606-HLMP1300	E	Hi-eff red	Red diff	2.0	3.0	2.0	10.0	635	90	.37	.32	.31
606-HLMP1340	E	Hi-eff red	Red diff	2.2	3.0	24.0	60.0	635	45	.43	.37	.36
606-CMD54643	E	Hi-eff grn	Green diff	2.2	3.0	2.0	5.0	565	90	.30	.26	.25

T-1 Standard Size Resistored

For quantities greater than listed, call for quote.

606-CMD31121G	F	Hi-eff grn	Green diff	5.0	- - -	8.0	16.0	565	60	.62	.54	.52
606-CMD31121Y	F	Yellow	Yellow diff	5.0	- - -	8.0	16.0	590	60	.62	.54	.52
606-CMD31131HR	F	Hi-eff red	Red diff	12.0	- - -	12.5	25.0	625	60	.62	.54	.52
606-CMD31131Y	F	Yellow	Yellow diff	1X2.0	- - -	8.0	16.0	590	60	.62	.54	.52

T-1 3/4 Standard Size

For quantities greater than listed, call for quote.

606-CMD50154	G	Red	Red diff	1.6	2.0	0.4	1.5	660	50	.53	.46	.44
606-CMD54154	G	Hi-eff grn	Green diff	2.2	3.0	2.0	12.0	565	50	.58	.50	.48
606-CMD5055	H	Red	Red diff	2.2	- - -	.1	- - -	660	150	.62	.54	.52
606-CMD5053	H	Red	Red diff	2.2	- - -	.5	- - -	660	80	.24	.21	.20
606-CMD5453	H	Hi-eff grn	Green diff	2.2	3.0	3.0	20.0	562	75	.27	.24	.23
606-CMD64531	H	Hi-eff grn	Green diff	2.2	3.0	7.0	20.0	562	75	.46	.40	.39
606-HLMP3300	H	Hi-eff red	Red diff	2.2	3.0	2.0	3.5	635	65	.38	.33	.32
606-HLMP3301	H	Hi-eff red	Red diff	2.2	3.0	4.0	7.0	635	65	.56	.48	.47
606-CMD5753	H	Hi-eff red	Red diff	2.0	3.0	3.0	10.0	635	65	.26	.22	.21
606-CMD5153	H	Hi-eff red	Amb diff	2.0	3.0	3.0	15.0	635	65	.43	.37	.36
606-CMD5353	H	Yellow	Yellow diff	2.1	3.0	2.5	15.0	585	65	.27	.24	.23
606-HLMP4700	H	Hi-eff red	Red diff	1.8	2.2	1.2	2.0	635	35	.37	.32	.31
606-HLMP4719	H	Yellow	Yellow diff	1.9	2.7	1.2	2.0	585	35	.37	.32	.31
606-CMD5054A-1	H	Red	Red diff	2.2	- - -	1.0	- - -	660	24	.27	.24	.23
606-CMD5354A	H	Yellow	Yellow diff	2.1	3.0	10.0	25.0	585	24	.29	.25	.24
606-CMD5754A	H	Hi-eff red	Red diff	2.0	3.0	15.0	25.0	635	24	.27	.24	.23
606-HLMP3315	H	Hi-eff red	Red clear	2.2	3.0	12.0	18.0	635	35	.38	.33	.32
606-FLV110	I	Red	Red diff	1.6	2.0	.8	3.0	665	70	.32	.28	.27
606-CMD5752	H	Hi-eff red	Red clear	2.0	3.0	17.0	100.0	635	28	.35	.31	.29
606-CMD5152	H	Hi-eff red	Amb clear	2.0	3.0	17.0	100.0	635	28	.48	.42	.40
606-CMD5352	H	Yellow	Yel clear	2.1	3.0	10.0	90.0	585	28	.37	.32	.31
606-CMD5452	H	Hi-eff grn	Grn clear	2.2	3.0	12.0	25.0	562	35	.37	.32	.31

T-1 3/4 Standard Size Resistored

For quantities greater than listed, call for quote.

606-CMD41121HR	J	Hi-eff red	Red diff	5.0	- - -	20.0	40.0	625	60	.57	.50	.48
606-CMD41121G	J	Hi-eff grn	Green diff	5.0	- - -	5.0	16.0	565	60	.57	.50	.48
606-CMD41121Y	J	Yellow	Yellow diff	5.0	- - -	5.0	16.0	590	60	.57	.50	.48
606-CMD41131HR	J	Hi-eff red	Red diff	12.0	- - -	20.0	40.0	625	60	.57	.50	.48
606-CMD41131G	J	Hi-eff grn	Green diff	12.0	- - -	5.0	16.0	565	60	.57	.50	.48
606-CMD41131Y	J	Yellow	Yellow diff	12.0	- - -	5.0	16.0	590	60	.57	.50	.48

RECTANGULAR LED LAMPS

For quantities greater than listed, call for quote.

MOUSER STOCK NO.	Fig.	Color		Forward Voltage @ I_F = 20mA		Luminous Intensity @ 10mA(mcd)		Peak Wave-Length (nm)	Viewing Angle	Price Each		
		LED	Lens	Typ.	Max.	Min.	Typ.			1	100	500
606-CMD57123	K	Hi-eff red	Red diff	2.0	4.0	1.0	4.0	635	100	.26	.22	.21
606-CMD54123	H	Hi-eff grn	Green diff	2.2	4.0	1.0	4.0	562	100	.29	.25	.24
606-HLMP0300	L	Hi-eff red	Red diff	2.1	3.0	1.0	2.5	635	100	.46	.40	.39
606-HLMP0301	L	Hi-eff red	Red diff	2.1	3.0	2.5	5.0	635	100	.78	.68	.65
606-HLMP0503	L	Hi-eff grn	Green diff	2.3	3.0	1.5	3.0	565	100	.53	.46	.44
606-CMD57124A	M	Hi-eff red	Red diff	2.0	3.0	1.0	6.0	635	100	.45	.39	.37
606-CMD54124A	M	Hi-eff grn	Green diff	2.2	3.0	1.0	6.0	562	100	.43	.37	.36
606-CMD53124A	M	Yellow	Yel diff	2.0	3.0	1.0	6.0	585	100	.43	.37	.36

LED, Incandescent, and Neon Indicators

NON-RELAMPABLE INDICATORS

Neon Indicators

For quantities greater than listed, call for quote.

MOUSER STOCK NO.	Fig.	Color	Voltage (VAC)	Termination	Rated Life (hrs.)	Price Each 1	100	500
607-1030D1	A	Red	105-125	Black wire	25,000	2.93	1.67	1.35
607-1030D3	A	Amber	105-125	Black wire	25,000	2.93	1.67	1.35
607-1030D4	A	White	105-125	Black wire	25,000	2.93	1.67	1.35
607-1032D5	A	Green	105-125	Black wire	25,000	4.38	2.51	2.02
607-1031D1	A	Red	208-250	Black/Red wire	25,000	2.93	1.67	1.35
607-1030QD1	B	Red	105-125	Quick connect	25,000	3.17	1.82	1.46
607-1030QD3	B	Amber	105-125	Quick connect	25,000	3.17	1.82	1.46
607-1030QD4	B	White	105-125	Quick connect	25,000	3.17	1.82	1.46
607-1032QD5	B	Green	105-125	Quick connect	25,000	4.66	2.66	2.15
607-1050A1	C	Red	105-125	Black wire	25,000	2.93	1.67	1.35
607-1050A2	C	Clear	105-125	Black wire	25,000	2.93	1.67	1.35
607-1050A3	C	Amber	105-125	Black wire	25,000	2.93	1.67	1.35
607-1050A4	C	White	105-125	Black wire	25,000	2.93	1.67	1.35
607-1052A5	C	Green	105-125	Black wire	25,000	4.38	2.51	2.02
607-1051A1	C	Red	208-250	Black/Red wire	25,000	2.93	1.67	1.35
607-1051A3	C	Amber	208-250	Black/Red wire	25,000	2.93	1.67	1.35
607-1053A5	C	Green	208-250	Black/Red wire	25,000	4.38	2.51	2.02
607-1050QA1	D	Red	105-125	Quick connect	25,000	3.17	1.82	1.46
607-1050QA3	D	Amber	105-125	Quick connect	25,000	3.17	1.82	1.46
607-1052QA5	D	Green	105-125	Quick connect	25,000	4.66	2.66	2.15
607-1051QA1	D	Red	208-250	Quick connect	25,000	3.17	1.82	1.46
607-1051QA3	D	Amber	208-250	Quick connect	25,000	3.17	1.82	1.46
607-1050C1	E	Red	105-125	Black wire	25,000	2.93	1.67	1.35
607-1050C2	E	Clear	105-125	Black wire	25,000	2.93	1.67	1.35
607-1050C3	E	Amber	105-125	Black wire	25,000	2.93	1.67	1.35
607-1050C4	E	White	105-125	Black wire	25,000	2.93	1.67	1.35
607-1052C5	E	Green	105-125	Black wire	25,000	4.38	2.51	2.02
607-1051C1	E	Red	208-250	Black/Red wire	25,000	2.93	1.67	1.35
607-1051C3	E	Amber	208-250	Black/Red wire	25,000	2.93	1.67	1.35
607-1053C5	E	Green	208-250	Black/Red wire	25,000	4.38	2.51	2.02
607-1050QC1	F	Red	105-125	Quick connect	25,000	3.17	1.82	1.46
607-1050QC2	F	Clear	105-125	Quick connect	25,000	3.17	1.82	1.46
607-1050QC3	F	Amber	105-125	Quick connect	25,000	3.17	1.82	1.46
607-1050QC4	F	White	105-125	Quick connect	25,000	3.17	1.82	1.46
607-1052QC5	F	Green	105-125	Quick connect	25,000	4.66	2.66	2.15
607-1051QC1	F	Red	208-250	Quick connect	25,000	3.17	1.82	1.46
607-1051QC3	F	Amber	208-250	Quick connect	25,000	3.17	1.82	1.46
607-1050N1	G	Red	105-125	Black wire	25,000	3.17	1.82	1.46
607-1050N3	G	Amber	105-125	Black wire	25,000	3.17	1.82	1.46
607-1052N5	G	Green	105-125	Black wire	25,000	4.66	2.66	2.15
607-1050QN1	H	Red	105-125	Quick connect	25,000	3.42	1.95	1.58
607-1050QN3	H	Amber	105-125	Quick connect	25,000	3.42	1.95	1.58
607-1052QN5	H	Green	105-125	Quick connect	25,000	4.93	2.81	2.26
607-2110A1	I	Red	105-125	Black wire	25,000	2.90	1.65	1.33
607-2110A2	I	Clear	105-125	Black wire	25,000	2.90	1.65	1.33
607-2110A3	I	Amber	105-125	Black wire	25,000	2.90	1.65	1.33
607-2110A4	I	White	105-125	Black wire	25,000	2.90	1.65	1.33
607-2112A5	J	Green	105-125	Black wire	25,000	4.35	2.49	2.00
607-2110QA1	J	Red	105-125	Quick connect	25,000	3.15	1.80	1.45
607-2112QA5	K	Green	105-125	Quick connect	25,000	4.62	2.64	2.13
607-2120A1	K	Red	105-125	Black wire	25,000	2.90	1.65	1.33
607-2120A3	K	Amber	105-125	Black wire	25,000	2.90	1.65	1.33

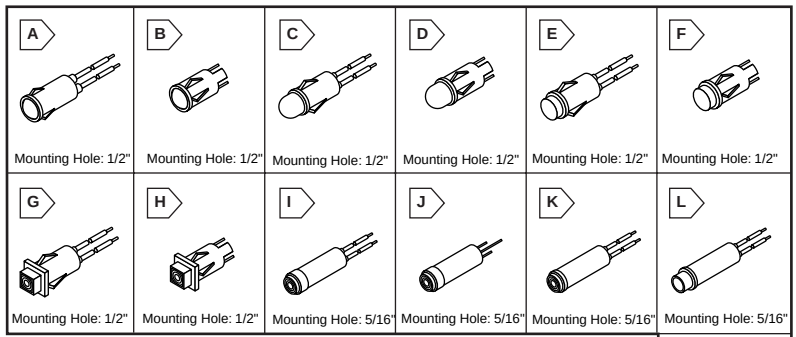

Neon Indicators (Cont.)

For quantities greater than listed, call for quote.

MOUSER STOCK NO.	Fig.	Color	Voltage (VAC)	Termination	Rated Life (hrs.)	Price Each 1	100	500
607-2120A4	K	White	105-125	Black wire	25,000	2.90	1.65	1.33
607-2150A1	L	Red	105-125	Black wire	25,000	3.10	1.77	1.42
607-2150A2	L	Clear	105-125	Black wire	25,000	3.10	1.77	1.42
607-2150A3	L	Amber	105-125	Black wire	25,000	3.10	1.77	1.42
607-2150A4	L	White	105-125	Black wire	25,000	3.10	1.77	1.42
607-2152A5	L	Green	105-125	Black wire	25,000	4.98	2.84	2.29
607-2150QA1	M	Red	105-125	Quick connect	25,000	3.34	1.91	1.54
607-2150QA3	M	Amber	105-125	Quick connect	25,000	3.34	1.91	1.54
607-2150QA4	M	White	105-125	Quick connect	25,000	3.34	1.91	1.54
607-2152QA5	M	Green	105-125	Quick connect	25,000	5.20	2.97	2.39
607-2330QD1	N	Red	105-125	Quick connect	25,000	3.55	2.03	1.62
607-2330QD3	N	Amber	105-125	Quick connect	25,000	3.55	2.03	1.62
607-2330QD4	N	White	105-125	Quick connect	25,000	3.55	2.03	1.62
607-2620QK1	O	Red	105-125	Quick connect	25,000	4.19	2.39	1.93
607-2620QK3	O	Amber	105-125	Quick connect	25,000	4.19	2.39	1.93
607-2620QK4	O	White	105-125	Quick connect	25,000	4.19	2.39	1.93
607-2622QK5	O	Green	105-125	Quick connect	25,000	5.55	3.17	2.55
607-6010M1	P	Red	105-125	Black/Red wire	25,000	6.19	3.53	2.84
607-6010M3	P	Amber	105-125	Black/Red wire	25,000	6.19	3.53	2.84
607-6012M5	P	Green	105-125	Black/Red wire	25,000	7.55	4.31	3.47

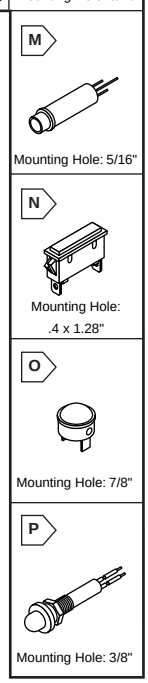

Incandescent Indicators

For quantities greater than listed, call for quote.

607-1090A1-12V	C	Red	12VDC	Yellow wire	10,000	3.76	2.15	1.73
607-1090A3-12V	C	Amber	12VDC	Yellow wire	10,000	3.76	2.15	1.73
607-1090A5-12V	C	Green	12VDC	Yellow wire	10,000	3.76	2.15	1.73
607-1090A1-28V	C	Red	28VDC	Purple wire	7,000	3.76	2.15	1.73
607-1090A3-28V	C	Amber	28VDC	Purple wire	7,000	3.76	2.15	1.73
607-1090A5-28V	C	Green	28VDC	Purple wire	7,000	3.76	2.15	1.73
607-1090C1-12V	E	Red	12VDC	Yellow wire	10,000	3.76	2.15	1.73
607-1090C1-28V	E	Red	28VDC	Purple wire	7,000	3.76	2.15	1.73
607-1090C3-28V	E	Amber	28VDC	Purple wire	7,000	3.76	2.15	1.73
607-1090C5-28V	E	Green	28VDC	Purple wire	7,000	3.76	2.15	1.73
607-1090QC1-28V	F	Red	28VDC	Quick connect	7,000	3.98	2.28	1.83
607-1090QC3-28V	F	Amber	28VDC	Quick connect	7,000	3.98	2.28	1.83
607-1090QC5-28V	F	Green	28VDC	Quick connect	7,000	3.98	2.28	1.83

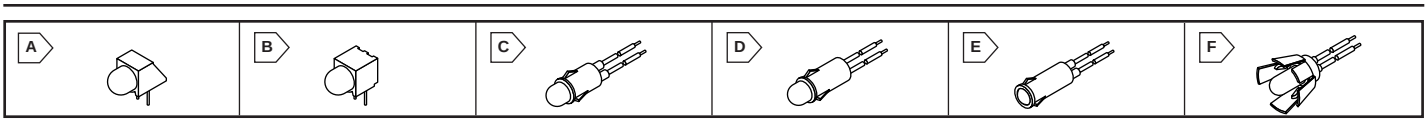

CIRCUIT BOARD INDICATORS

T-1 3/4 Circuit Board Indicators

For quantities greater than listed, call for quote.

MOUSER STOCK NO.	Fig.	Color	Forward Current (mA) (max.)	Forward Voltage Typ.	Max.	Lumin. Intensity (mcd) (typ)	Rated Cur. (mA)	Peak Wave-length	Price Each 1	100	500
607-5300H1	A	Red	35	2.0	3.0	30.0	20.0	635	.77	.38	.33
607-5300H5	A	Green	30	2.2	3.0	30.0	20.0	562	.77	.38	.33
607-5300H7	A	Yellow	35	2.1	3.0	25.0	20.0	585	.77	.38	.33
607-5300H1LC	A	Red	7	1.8	2.2	2.0	2.0	635	.99	.50	.44
607-5300H5LC	A	Green	7	1.8	2.2	2.5	2.0	565	.99	.50	.44
607-5302H1-5V	A	Red	15	5.0	7.5	6.0	10.0	635	1.07	.53	.46
607-5302H3-5V	A	Amber	15	5.0	7.5	7.0	10.0	583	1.07	.53	.46
607-5302H5-5V	A	Green	15	5.0	7.5	10.0	12.0	565	1.07	.53	.46
607-5380H1	B	Red	35	2.0	3.0	30.0	20.0	635	.77	.38	.33
607-5380H5	B	Green	20	2.2	2.5	30.0	20.0	555	.77	.38	.33
607-5380H7	B	Yellow	35	2.1	3.0	25.0	20.0	585	.77	.38	.33

Panel Mount LED Indicators

For quantities greater than listed, call for quote.

MOUSER STOCK NO.	Fig.	Color	Forward Current (mA) (max.)	Forward Voltage Typ.	Max.	Lumin. Intensity (mcd) (typ)	Rated Cur. (mA)	Peak Wave-length	Price Each 1	100	500
607-5100H1	C	Red	35	2.0	3.0	30.0	20.0	635	2.06	1.02	.90
607-5100H5	C	Green	30	2.2	3.0	30.0	20.0	562	2.06	1.02	.90
607-5100H7	C	Yellow	35	2.1	3.0	25.0	20.0	585	2.06	1.02	.90
607-5100H1/5	C	Rd/Grn	10	2.2	2.8	6.0	20.0	650/565	3.20	1.59	1.39
607-5110F1	D	Red	30	2.0	3.0	6.0	10.0	635	2.14	1.07	.93
607-5110F5	D	Green	30	2.2	3.0	12.0	20.0	562	2.14	1.07	.93
607-3990A1	E	Red	30	2.0	3.0	6.0	10.0	635	3.33	1.89	1.52
607-3990A5	E	Green	30	2.2	3.0	12.0	20.0	562	3.33	1.89	1.52
607-5400A1	F	Red	35	2.0	3.0	120.0	20.0	635	3.26	1.86	1.49
607-5400A5	F	Green	35	2.1	2.5	120.0	20.0	555	3.26	1.86	1.49
607-5400A7	F	Yellow	35	2.1	3.0	120.0	20.0	585	3.26	1.86	1.49

LED INDICATORS

For quantities greater than listed, call for quote.

MOUSER STOCK NO.	Fig.	Color	Voltage (VDC)	Termination	Internal Resis. (Ω)	Mount. Hole Sz.(in.)	Price Each 1	100	500
607-1091M1-12V	A	Red	12	Red/White wire	390	1/2	4.38	2.49	2.02
607-1091M5-12V	A	Green	12	Red/White wire	390	1/2	4.38	2.49	2.02
607-1091M1-24V	A	Red	24	Red/White wire	1,000	1/2	4.38	2.49	2.02
607-1091M5-24V	A	Green	24	Red/White wire	1,000	1/2	4.38	2.49	2.02
607-1091M7-24V	A	Yellow	24	Red/White wire	1,000	1/2	4.38	2.49	2.02
607-1091QM1-12V	B	Red	12	Quick connect	390	1/2	4.62	2.64	2.13
607-1091QM1-24V	B	Red	24	Quick connect	1,000	1/2	4.62	2.64	2.13
607-2191L1-12V	C	Red	12	Red/Black wire	390	5/16	4.40	2.52	2.03
607-2191L5-12V	C	Green	12	Red/Black wire	390	5/16	4.40	2.52	2.03
607-2191L7-12V	C	Yellow	12	Red/Black wire	390	5/16	4.40	2.52	2.03
607-2191L1-24V	C	Red	24	Red/Black wire	1,000	5/16	4.40	2.52	2.03
607-2191L5-24V	C	Green	24	Red/Black wire	1,000	5/16	4.40	2.52	2.03
607-2191L7-24V	C	Yellow	24	Red/Black wire	1,000	5/16	4.40	2.52	2.03

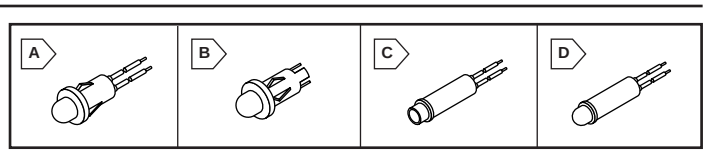

For quantities greater than listed, call for quote.

MOUSER STOCK NO.	Fig.	Color	Voltage (VDC)	Termination	Internal Resis. (Ω)	Mount. Hole Sz.(in.)	Price Each 1	100	500
607-2191U1-12V	D	Red	12	Quick connect	390	5/16	4.40	2.52	2.03
607-2191U5-12V	D	Green	12	Quick connect	390	5/16	4.40	2.52	2.03
607-2191U7-12V	D	Yellow	12	Quick connect	390	5/16	4.40	2.52	2.03
607-2191U1-24V	D	Red	24	Quick connect	1,000	5/16	4.40	2.52	2.03
607-2191U5-24V	D	Green	24	Quick connect	1,000	5/16	4.40	2.52	2.03
607-2191U7-24V	D	Yellow	24	Quick connect	1,000	5/16	4.40	2.52	2.03

LED's, Neon Indicators, and Lamp Holders

ASTROLITE LED INDICATORS

DIMENSIONS (IN.)

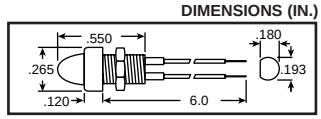

Specifications:

- Mounting hole: .193"
- Mounting centers: .334" min.
- Panel thickness: .188"
- Bezel/Shank: chrome plated brass
- Hex nut: nickel plated brass
- Wire leads: 26AWG stranded, 105°C PVC insulation

For quantities greater than listed, call for quote.

MOUSER STOCK NO.	Color		Forward Voltage @ I_F = 20mA		Luminous Intensity @ 10mA(mcd)		Peak Wave-Length (nm)	Price Each		
	LED	Lens	Typ.	Max.	Min.	Typ.		1	10	100
606-6039-004-304R	Hi-eff red	Red diff	1.6	2.0	.4	1.5	630	4.98	4.32	4.15
606-6039-004-304G	Hi-eff grn	Green diff	2.2	3.0	2.0	12.0	565	4.98	4.32	4.15
606-6039-004-304Y	Yellow	Yel diff	2.1	3.0	1.5	8.0	585	4.98	4.32	4.15

GEMLITE SUBMIDGET INDICATORS

Specifications:

- Mounting hole: .313"
- Mounting centers: .469" min.
- Panel thickness: .218" max.
- Lockwasher: nickel plated bronze
- Hex nut: nickel plated brass
- Lens: high temperature lexan
- Lens shank: nickel plated brass
- Housing material: black nickel plated brass

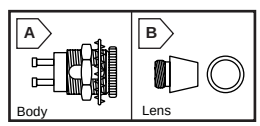

For quantities greater than listed, call for quote.

MOUSER STOCK NO.	Fig.	Description	Price Each		
			1	10	100
606-5160-458	A	T-1 sub-midget flange base indicator, body	9.43	8.17	7.86
606-160A-604R	B	Translucent red lens for 5160-48, lens	1.49	1.29	1.24
606-160A-604G	B	Translucent green lens for 5160-48, lens	1.49	1.29	1.24
606-160A-604Y	B	Translucent yellow lens for 5160-48, lens	1.49	1.29	1.24
606-160A-604W	B	Translucent white lens for 5160-48, lens	1.49	1.29	1.24

MIDGET FLANGE RELAMPABLE INDICATORS

Specifications:

- Mounting hole: .484"
- Mounting centers: .750" min.
- Panel thickness: standard=.265" watertight=.188"
- Terminals: tin plated brass
- Housing material: black anodized alum.
- Hex nut/lockwasher: chrome treated steel
- O-rings (5139 only): neoprene
- Electrical rating: up to 30V, up to 20W
- Lens: high temperature lexan

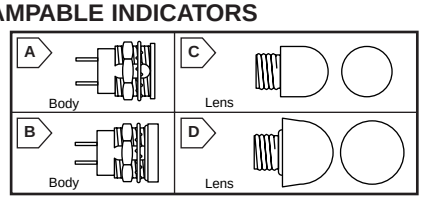

For quantities greater than listed, call for quote.

MOUSER STOCK NO.	Fig.	Description	Price Each		
			1	10	100
606-5131-038	A	T-1 3/4 midget flange standard indicator	4.27	3.70	3.56
606-5139-038	B	T-1 3/4 midget flange watertight indicator	5.82	5.05	4.85
606-131A-303R	C	Transparent red lens for 5131-038	1.59	1.38	1.33
606-131A-303A	C	Transparent amber lens for 5131-038	1.59	1.38	1.33
606-131A-303G	C	Transparent green lens for 5131-038	1.59	1.38	1.33
606-131A-304R	C	Translucent red lens for 5131-038	1.59	1.38	1.33
606-131A-304G	C	Translucent green lens for 5131-038	1.59	1.38	1.33
606-131A-304Y	C	Translucent yellow lens for 5131-038	1.59	1.38	1.33
606-139A-404G	D	Translucent green lens for 5139-038	2.20	1.91	1.84
606-139A-404R	D	Translucent red lens for 5139-038	2.20	1.91	1.84
606-139A-404Y	D	Translucent yellow lens for 5139-038	2.20	1.91	1.84

RELAMPABLE INDICATOR HOLDERS

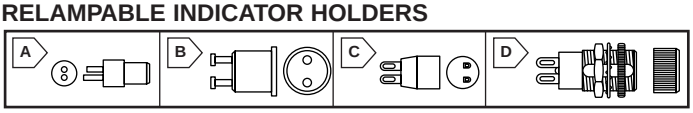

For quantities greater than listed, call for quote.

MOUSER STOCK NO.	Fig.	Description	Price Each		
			1	10	100
606-CM21-1	A	T-3/4 & T-1 bi-pin base lamp socket	4.86	4.21	4.05
606-CM21-2	B	T-1 3/4 bi-pin base lamp socket	5.44	4.71	4.53
606-CM21-3	C	Connector for CML series	1.12	.97	.93
606-CML10202-1	D	Turret terminals holder for CML series	8.38	7.26	6.98
606-CML10203-1	D	Solder cup terminals for CML series	7.73	6.70	6.44
606-CML10204-1	D	Solder lug terminals for CML series	7.47	6.47	6.22

CML SERIES NON-RELAMPABLE INDICATOR LAMPS

- Size: T-1 3/4 28.0V .04A
- Mounting hole: .375" Dia.
- Panel thickness: .219" max.

For quantities greater than listed, call for quote.

MOUSER STOCK NO.	Fig.	Description	Price Each		
			1	10	100
606-CML53029-1	A	Red cartridge indicator	3.78	3.27	3.15
606-CML53029-3	A	Amber cartridge indicator	3.78	3.27	3.15
606-CML53029-2	A	Green cartridge indicator	3.78	3.27	3.15
606-CML53029-7	A	Clear cartridge indicator	3.78	3.27	3.15
606-CML63029-1	B	Red cartridge indicator	3.78	3.27	3.15
606-CML63029-3	B	Amber cartridge indicator	3.78	3.27	3.15
606-CML63029-2	B	Green cartridge indicator	3.78	3.27	3.15
606-CML63029-7	B	Clear cartridge indicator	3.78	3.27	3.15
606-CML64029-1	B	Red cartridge indicator	3.78	3.27	3.15
606-CML64029-2	B	Green cartridge indicator	3.78	3.27	3.15
606-CML64029-6	B	Yellow cartridge indicator	3.78	3.27	3.15
606-CML64029-5	B	White cartridge indicator	3.78	3.27	3.15

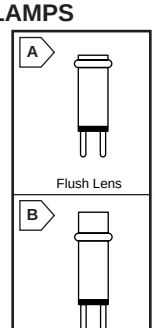

GLO-LITE NEON INDICATORS

DIMENSIONS (IN.)

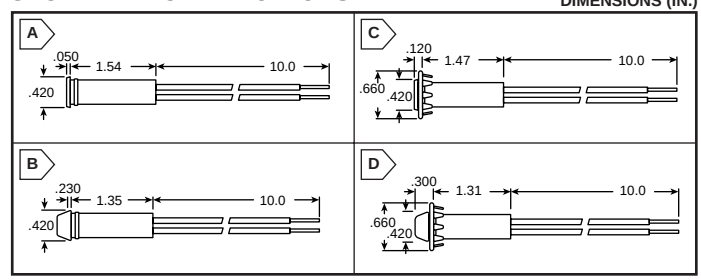

Specifications:

- Mounting hole: .375"
- Mounting centers: .500" min.
- Panel thickness: 1.25"
- Housing/lens material: Nylon
- Bezel (6073 only): chrome plated brass
- Wire leads: 22AWG stranded black 105°C PVC
- Electrical: 125VAC, built-in 30KΩ 1/4W resistor
- UL Recognized, CSA Certified

For quantities greater than listed, call for quote.

MOUSER STOCK NO.	Fig.	Color	Description	Price Each		
				1	10	100
606-6063-001-534R	A	Red	Flat face with no bezel	2.75	2.38	2.29
606-6063-001-634R	B	Red	Conical face with no bezel	2.75	2.38	2.29
606-6073-001-534R	C	Red	Flat face with chrome bezel	3.80	3.29	3.16
606-6073-001-634R	D	Red	Conical face with chrome bezel	3.80	3.29	3.16
606-6073-001-634W	D	White	Conical face with chrome bezel	3.80	3.29	3.16

T-2 & T-3 1/4 MINIATURE RELAMPABLE INDICATORS

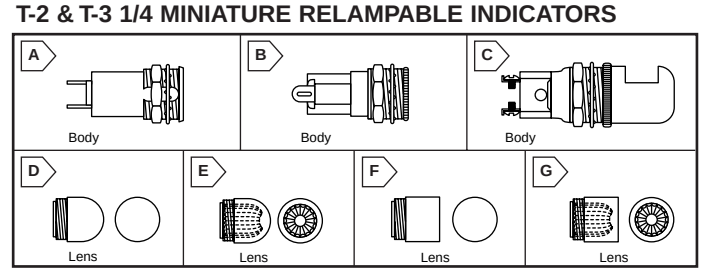

Specifications:

- Mounting hole: .313"
- Mounting centers: .469" min.
- Panel thickness: .218" max.
- Lockwasher: nickel plated bronze
- Housing material: black nickel plated brass
- Hex nut: nickel plated brass
- Lens: high temperature lexan
- Lens shank: nickel plated brass

Body

For quantities greater than listed, call for quote.

MOUSER STOCK NO.	Fig.	Description	Price Each		
			1	10	100
606-5100-822	A	Solder lug terminals, no resistor	3.18	2.76	2.65
606-5100-823	A	Screw type terminals, no resistor	5.32	4.64	4.46
606-5100-824	A	.250" quick connect terminals, no resistor	5.09	4.41	4.24
606-5100-832	A	Solder lug terminals, 25KΩ resistor	7.20	6.24	6.00
606-5100-834	A	.250" quick connect terminals, 25KΩ resistor	7.26	6.29	6.05
606-5100-842	A	Solder lug terminals, 100KΩ resistor	7.12	6.17	5.73
606-5100-844	A	.250" quick connect terminals, 100KΩ resistor	7.17	6.21	5.98
606-5200-222	B	Solder lug terminals, no resistor	5.88	5.09	4.90
606-5200-232	B	Solder lug terminals, 22KΩ resistor	13.39	11.61	11.16
606-5200-242	B	Solder lug terminals, 100KΩ resistor	13.66	11.84	11.38
606-900-200	C	Instrument lite, solder lug terminals	15.39	13.34	12.82

Lenses (for 606-5100 and 606-5200 series, shown above)

For quantities greater than listed, call for quote.

MOUSER STOCK NO.	Fig.	Description	Price Each		
			1	10	100
606-25P-306R	D	Transparent red dome	1.01	.88	.85
606-25P-306A	D	Transparent amber dome	1.01	.88	.85
606-25P-306G	D	Transparent green dome	1.01	.88	.85
606-25P-306C	D	Transparent clear dome	1.01	.88	.85
606-25P-307R	D	Translucent red dome	1.01	.88	.85
606-25P-307G	D	Translucent green dome	1.01	.88	.85
606-25P-307Y	D	Translucent yellow dome	1.01	.88	.85
606-25P-307W	D	Translucent white dome	1.01	.88	.85
606-25P-326R	E	Transparent red fluted dome	1.01	.88	.85
606-25P-326A	E	Transparent amber fluted dome	1.01	.88	.85
606-25P-326G	E	Transparent green fluted dome	1.01	.88	.85
606-25P-326C	E	Transparent clear fluted dome	1.01	.88	.85
606-25P-606A	F	Transparent amber cylindrical	1.01	.88	.85
606-25P-606R	F	Transparent red cylindrical	1.01	.88	.85
606-25P-606G	F	Transparent green cylindrical	1.01	.88	.85
606-25P-606C	F	Transparent clear cylindrical	1.01	.88	.85
606-25P-607R	F	Translucent red cylindrical	1.01	.88	.85
606-25P-607G	F	Translucent green cylindrical	1.01	.88	.85
606-25P-607Y	F	Translucent yellow cylindrical	1.01	.88	.85
606-25P-607W	F	Translucent white cylindrical	1.01	.88	.85
606-25P-626R	G	Transparent red fluted cylindrical	1.01	.88	.85
606-25P-626A	G	Transparent amber fluted cylindrical	1.01	.88	.85
606-25P-626G	G	Transparent green fluted cylindrical	1.01	.88	.85
606-25P-626C	G	Transparent clear fluted cylindrical	1.01	.88	.85

NEW!

CHICAGO MINIATURE
WHERE INNOVATION COMES TO LIGHT

Incandescent Lamps

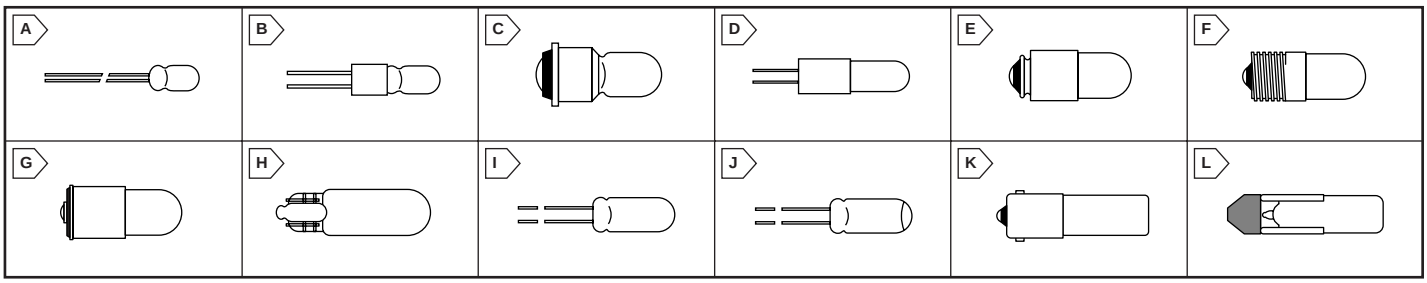

T-3/4 Wire Terminal Lamps

For quantities greater than listed, call for quote.

Type	MOUSER STOCK NO.	Fig.	Volts	Amps	M.S.C.P.	(Hrs) Life	Price Each 1	10	100
6833	**606-CM6833**	A	5.0	.060	.050	25,000	**1.46**	**1.27**	**1.22**
6833AS15	**606-CM6833AS15**	A	5.0	.060	.050	25,000	**1.54**	**1.34**	**1.24**
7153	**606-CM7153**	A	5.0	.115	.150	40,000	**1.51**	**1.31**	**1.26**
7153AS15	**606-CM7153AS15**	A	5.0	.115	.150	40,000	**1.58**	**1.37**	**1.31**

T-1 Bi-Pin Base (.05" Spacing)

For quantities greater than listed, call for quote.

7265	**606-CM7265**	B	5.0	.060	.150	5,000	**1.99**	**1.73**	**1.66**
7680	**606-CM7680**	B	5.0	.060	.030	60,000	**1.90**	**1.64**	**1.58**
7683	**606-CM7683**	B	5.0	.060	.050	25,000	**1.53**	**1.32**	**1.27**
7715	**606-CM7715**	B	5.0	.115	.150	40,000	**1.83**	**1.59**	**1.53**
7839	**606-CM7839**	B	28.0	.024	.150	4,000	**2.17**	**1.88**	**1.81**

T-1 Bi-Pin Base (.100" Spacing)

For quantities greater than listed, call for quote.

8-2402	**606-CM8-2402**	B	28.0	.024	.150	4,000	**6.28**	**5.44**	**5.24**

T-1 Sub-Midget Flange Base

For quantities greater than listed, call for quote.

682	**606-CM682**	C	5.0	.060	.030	60,000	**1.93**	**1.67**	**1.61**
685	**606-CM685**	C	5.0	.060	.050	25,000	**2.22**	**1.92**	**1.85**
718	**606-CM718**	C	5.0	.115	.150	40,000	**2.03**	**1.76**	**1.69**
6839	**606-CM6839**	C	28.0	.024	.130	4,000	**2.10**	**1.82**	**1.75**

T-1 Wire Terminal (.145" Height)

For quantities greater than listed, call for quote.

Type	MOUSER STOCK NO.	Fig.	Volts	Amps	M.S.C.P.	(Hrs) Life	Price Each 1	10	100
7152	**606-CM7152**	A	5.0	.115	.150	40,000	**1.22**	**1.06**	**1.02**
7152AS15	**605-CM7152AS15**	A	5.0	.115	.150	40,000	**1.51**	**1.31**	**1.26**

T-1 Wire Terminal (.25" Height)

For quantities greater than listed, call for quote.

680	**606-CM680**	A	5.0	.060	.030	60,000	**1.11**	**.96**	**.92**
683	**606-CM683**	A	5.0	.060	.050	25,000	**1.08**	**.93**	**.90**
683AS15	**606-CM683AS15**	A	5.0	.060	.050	25,000	**1.16**	**1.00**	**.96**
715	**606-CM715**	A	5.0	.115	.150	40,000	**1.19**	**1.03**	**.99**
715AS15	**606-CM715AS15**	A	5.0	.115	.150	40,000	**1.27**	**1.10**	**1.06**
7219	**606-CM7219**	A	12.0	.060	.150	10,000	**1.82**	**1.57**	**1.51**
7220	**606-CM7220**	A	18.0	.026	.150	10,000	**1.86**	**1.62**	**1.55**
6838	**606-CM6838**	A	28.0	.024	.150	4,000	**1.70**	**1.48**	**1.42**

T-1 1/4 Bi-Pin Base (.100" Spacing)

For quantities greater than listed, call for quote.

7646	**606-CM7646**	D	14.0	.080	.500	1,000	**2.49**	**2.16**	**2.08**
7632	**606-CM7632**	D	28.0	.040	.320	1,000	**2.49**	**2.16**	**2.08**

T-1 1/4 Bi-Pin Base (.125" Spacing)

For quantities greater than listed, call for quote.

Type	MOUSER STOCK NO.	Fig.	Volts	Amps	M.S.C.P.	(Hrs) Life	Price Each 1	10	100
7361	**606-CM7361**	D	5.0	.060	.050	25,000	**1.54**	**1.33**	**1.28**
7328	**606-CM7328**	D	6.0	.200	.600	1,000	**1.21**	**1.05**	**1.01**
7377	**606-CM7377**	D	6.3	.075	.230	1,000	**1.21**	**1.05**	**1.01**
7381	**606-CM7381**	D	6.3	.200	.400	20,000	**1.08**	**.93**	**.90**
7371	**606-CM7371**	D	12.0	.040	.120	10,000	**1.14**	**.99**	**.95**
7373	**606-CM7373**	D	14.0	.100	.500	10,000	**1.08**	**.94**	**.90**
7382	**606-CM7382**	D	14.0	.080	.300	15,000	**1.09**	**.95**	**.91**
7327	**606-CM7327**	D	28.0	.040	.340	4,000	**.95**	**.82**	**.79**
7374	**606-CM7374**	D	28.0	.040	.150	10,000	**1.22**	**1.06**	**1.02**
7387	**606-CM7387**	D	28.0	.040	.300	7,000	**.96**	**.84**	**.80**
7876	**606-CM7876**	D	28.0	.060	.340	25,000	**1.11**	**.96**	**.92**

T-1 3/4 Midget Groove Base

For quantities greater than listed, call for quote.

379	**606-CM379**	E	6.3	.200	.400	20,000	**1.16**	**1.00**	**.96**
398	**606-CM398**	E	6.3	.200	.550	5,000	**1.06**	**.92**	**.88**
336	**606-CM336**	E	14.0	.080	.500	1,500	**1.11**	**.96**	**.92**
386	**606-CM386**	E	14.0	.080	.300	15,000	**1.11**	**.96**	**.92**
334	**606-CM334**	E	28.0	.040	.340	4,000	**.95**	**.82**	**.79**
388	**606-CM388**	E	28.0	.040	.300	7,000	**1.14**	**.99**	**.95**

T-1 3/4 Midget Screw Base

For quantities greater than listed, call for quote.

Type	MOUSER STOCK NO.	Fig.	Volts	Amps	M.S.C.P.	(Hrs) Life	Price Each 1	10	100
1769	**606-CM1769**	F	2.5	.200	.200	5,000	**1.09**	**.95**	**.91**
373	**606-CM373**	F	14.0	.080	.500	1,500	**1.19**	**1.03**	**.99**
8362	**606-CM8362**	F	14.0	.080	.300	15,000	**1.09**	**.95**	**.91**
335	**606-CM335**	F	28.0	.040	.340	4,000	**.98**	**.85**	**.82**
399	**606-CM399**	F	28.0	.040	.300	7,000	**1.06**	**.92**	**.88**

T-1 3/4 Midget Flange Base

For quantities greater than listed, call for quote.

Type	MOUSER STOCK NO.	Fig.	Volts	Amps	M.S.C.P.	(Hrs) Life	Price Each 1	10	100
338	**606-CM338**	G	2.7	.060	.040	6,000	**1.01**	**.88**	**.84**
3150	**606-CM3150**	G	5.0	.060	.150	5,000	**1.37**	**1.18**	**1.14**
7333	**606-CM7333**	G	5.0	.060	.050	25,000	**.93**	**.81**	**.78**
7335	**606-CM7335**	G	5.0	.115	.150	40,000	**.93**	**.81**	**.78**
328	**606-CM328**	G	6.0	.200	.600	1,000	**.93**	**.81**	**.78**
345	**606-CM345**	G	6.0	.040	.030	1,000	**.98**	**.85**	**.82**
349	**606-CM349**	G	6.3	.200	.550	5,000	**.90**	**.78**	**.75**
381	**606-CM381**	G	6.3	.200	.400	20,000	**1.27**	**1.10**	**1.06**
344	**606-CM344**	G	10.0	.014	.002	50,000	**1.32**	**1.14**	**1.10**
367	**606-CM367**	G	10.0	.040	.080	5,000	**1.13**	**.98**	**.94**
394	**606-CM394**	G	12.0	.040	.120	10,000	**1.01**	**.88**	**.84**
330	**606-CM330**	G	14.0	.080	.500	1,500	**.66**	**.57**	**.55**
382	**606-CM382**	G	14.0	.080	.300	15,000	**.91**	**.79**	**.76**
8918	**606-CM8918**	G	14.0	.100	.500	10,000	**1.06**	**.92**	**.88**
370	**606-CM370**	G	18.0	.040	.150	10,000	**1.19**	**1.03**	**.99**
327	**606-CM327**	G	28.0	.040	.340	4,000	**.50**	**.43**	**.42**
376	**606-CM376**	G	28.0	.060	.340	25,000	**.79**	**.68**	**.66**
385	**606-CM385**	G	28.0	.040	.150	10,000	**.90**	**.78**	**.75**
387	**606-CM387**	G	28.0	.040	.300	7,000	**.47**	**.40**	**.39**
7341	**606-CM7341**	G	28.0	.065	.650	5,000	**.95**	**.82**	**.79**

T-1 3/4 Wedge Base

For quantities greater than listed, call for quote.

Type	MOUSER STOCK NO.	Fig.	Volts	Amps	M.S.C.P.	(Hrs) Life	Price Each 1	10	100
86	**606-CM86**	H	6.3	.200	.400	20,000	**.74**	**.64**	**.62**
73	**606-CM73**	H	14.0	.080	.300	15,000	**.61**	**.53**	**.51**
85	**606-CM85**	H	28.0	.040	.300	7,000	**.58**	**.50**	**.48**

T-1 3/4 Wire Terminal

For quantities greater than listed, call for quote.

Type	MOUSER STOCK NO.	Fig.	Volts	Amps	M.S.C.P.	(Hrs) Life	Price Each 1	10	100
2182	**606-CM2182**	I	14.0	.080	.300	40,000	**.53**	**.46**	**.44**
1764	**606-CM1764**	I	28.0	.040	.340	4,000	**.61**	**.53**	**.51**
2187	**606-CM2187**	I	28.0	.040	.300	7,000	**.56**	**.49**	**.47**

TL-1 3/4 Wire Terminal, Lens End

For quantities greater than listed, call for quote.

Type	MOUSER STOCK NO.	Fig.	Volts	Amps	M.S.C.P.	(Hrs) Life	Price Each 1	10	100
8-374	**606-CM8-374**	J	2.5	.350	- - -	3,000	**5.67**	**4.92**	**4.73**

T-2 Miniature Bayonet Base

For quantities greater than listed, call for quote.

Type	MOUSER STOCK NO.	Fig.	Volts	Amps	End Foot Candles	(Hrs) Life	Price Each 1	10	100
24MB	**606-CM24MB**	K	24.0	.073	3000	1,000	**1.41**	**1.23**	**1.18**
28MB	**606-CM28MB**	K	28.0	.040	1600	5,000	**1.41**	**1.23**	**1.18**
60MB	**606-CM60MB**	K	60.0	.050	2200	7,500	**1.51**	**1.31**	**1.26**
120MB	**606-CM120MB**	K	120.0	.025	1200	5,000	**1.14**	**.99**	**.95**
8-967	**606-CM8-967**	K	120.0	.025	1200	5,000	**4.88**	**4.23**	**4.07**

T-2 Telephone Slide Base-Type 5 (.915" Height)

For quantities greater than listed, call for quote.

Type	MOUSER STOCK NO.	Fig.	Volts	Amps	End Foot Candles	(Hrs) Life	Price Each 1	10	100
10ESB	**606-CM10ESB**	L	10.0	.035	450	1,000	**1.00**	**.86**	**.83**
12ESB	**606-CM12ESB**	L	12.0	.040	650	7,500	**1.25**	**1.09**	**1.05**
16ESB	**606-CM16ESB**	L	16.0	.040	800	7,500	**1.22**	**1.06**	**1.02**
18ESB	**606-CM18ESB**	L	18.0	.040	850	5,000	**1.30**	**1.13**	**1.08**
24ESB	**606-CM24ESB**	L	24.0	.040	850	8,000	**1.30**	**1.13**	**1.08**
28ESB	**606-CM28ESB**	L	28.0	.040	1500	6,000	**1.24**	**1.07**	**1.03**
48ESB	**606-CM48ESB**	L	48.0	.040	3000	5,000	**1.35**	**1.17**	**1.13**

T-2 Telephone Slide Base-Type 5 (1.115" Height)

For quantities greater than listed, call for quote.

Type	MOUSER STOCK NO.	Fig.	Volts	Amps	End Foot Candles	(Hrs) Life	Price Each 1	10	100
6PSB	**606-CM6PSB**	L	6.0	.140	550	20,000	**1.32**	**1.14**	**1.10**
12PSB	**606-CM12PSB**	L	12.0	.170	2000	12,000	**1.19**	**1.03**	**.99**
24PSB	**606-CM24PSB**	L	24.0	.073	3000	10,000	**.92**	**.79**	**.76**
28PSB	**606-CM28PSB**	L	28.0	.040	1600	5,000	**.92**	**.79**	**.76**
48PSB	**606-CM48PSB**	L	48.0	.053	1800	10,000	**1.27**	**1.10**	**1.06**
60PSB	**606-CM60PSB**	L	60.0	.050	2200	7,500	**1.27**	**1.10**	**1.06**
120PSB	**606-CM120PSB**	L	120.0	.025	1200	5,000	**1.01**	**.88**	**.84**

NEW!

CHICAGO MINIATURE
WHERE INNOVATION COMES TO LIGHT

Incandescent and Neon Lamps

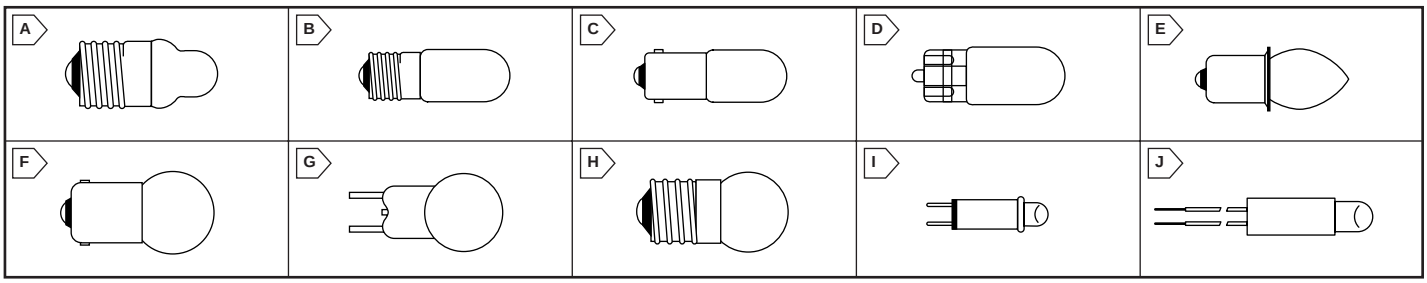

INCANDESCENT LAMPS

GTL-3 Miniature Screw Base, Lens End

For quantities greater than listed, call for quote.

Type	MOUSER STOCK NO.	Fig.	Volts	Amps	M.S.C.P	(Hrs) Life	Price Each 1	10	100
222	**606-CM222**	A	2.25	.250	- - -	5	**.76**	**.66**	**.63**

GTL-3 Miniature Screw Base, Lens End

For quantities greater than listed, call for quote.

Type	MOUSER STOCK NO.	Fig.	Volts	Amps	M.S.C.P	(Hrs) Life	Price Each 1	10	100
40	**606-CM40**	B	6.3	.150	.500	3,000	**.71**	**.61**	**.59**
46	**606-CM46**	B	6.3	.250	.900	3,000	**.87**	**.75**	**.72**
1821	**606-CM1821**	B	28.0	.170	3.400	500	**2.22**	**1.92**	**1.85**
1823	**606-CM1823**	B	48.0	.100	3.000	1,000	**1.98**	**1.71**	**1.65**

T-3 1/4 Miniature Bayonet Base

For quantities greater than listed, call for quote.

Type	MOUSER STOCK NO.	Fig.	Volts	Amps	M.S.C.P	(Hrs) Life	Price Each 1	10	100
49	**606-CM49**	C	2.0	.060	.040	1,000	**.96**	**.84**	**.80**
43	**606-CM43**	C	2.5	.500	.500	3,000	**.93**	**.81**	**.78**
45	**606-CM45**	C	3.2	.350	.500	3,000	**1.22**	**1.06**	**1.02**
1850	**606-CM1850**	C	5.0	.090	.250	1,500	**1.88**	**1.63**	**1.57**
44	**606-CM44**	C	6.3	.250	.900	3,000	**.41**	**.35**	**.34**
47	**606-CM47**	C	6.3	.150	.500	3,000	**.38**	**.33**	**.31**
755	**606-CM755**	C	6.3	.150	.330	20,000	**.88**	**.77**	**.74**
1847	**606-CM1847**	C	6.3	.150	.380	5,000	**.53**	**.46**	**.44**
1866	**606-CM1866**	C	6.3	.250	.650	5,000	**.76**	**.66**	**.63**
1816	**606-CM1816**	C	13.0	.330	3.00	1,000	**.72**	**.63**	**.60**
756	**606-CM756**	C	14.0	.080	.310	15,000	**1.04**	**.90**	**.87**
1815	**606-CM1815**	C	14.0	.200	1.40	3,000	**.98**	**.85**	**.82**
1891	**606-CM1891**	C	14.0	.240	2.000	500	**.60**	**.52**	**.50**
1893	**606-CM1893**	C	14.0	.330	2.000	7,500	**.60**	**.52**	**.50**
1813	**606-CM1813**	C	14.4	.100	.860	1,000	**.66**	**.57**	**.55**
1892	**606-CM1892**	C	14.4	.120	.750	1,000	**.87**	**.75**	**.72**
1818	**606-CM1818**	C	24.0	.170	3.300	250	**2.17**	**1.88**	**1.81**
313	**606-CM313**	C	28.0	.170	3.500	500	**.87**	**.75**	**.72**
757	**606-CM757**	C	28.0	.080	.620	7,500	**.80**	**.70**	**.67**
1819	**606-CM1819**	C	28.0	.040	.3400	2,500	**.79**	**.68**	**.66**
1820	**606-CM1820**	C	28.0	.100	1.60	1,000	**.79**	**.68**	**.66**
1829	**606-CM1829**	C	28.0	.070	1.00	1,000	**.74**	**.64**	**.62**
1864	**606-CM1864**	C	28.0	.170	3.000	1,500	**.87**	**.75**	**.72**
1822	**606-CM1822**	C	36.0	.100	2.100	1,000	**1.01**	**.88**	**.84**
1828	**606-CM1828**	C	37.5	.050	.650	3,000	**2.09**	**1.81**	**1.74**
1835	**606-CM1835**	C	55.0	.050	1.100	5,000	**2.38**	**2.06**	**1.98**
8-3995	**606-CM8-3995**	C	130.0	.020	.200	2,000	**4.50**	**3.90**	**3.75**

T-3 1/4 Wedge Base

For quantities greater than listed, call for quote.

Type	MOUSER STOCK NO.	Fig.	Volts	Amps	M.S.C.P.	(Hrs) Life	Price Each 1	10	100
259	**606-CM259**	D	6.30	.250	.650	5,000	**.51**	**.45**	**.43**
161	**606-CM161**	D	14.0	.190	1.000	1,500	**.71**	**.61**	**.59**
168	**606-CM168**	D	14.0	.350	3.000	1,500	**.64**	**.56**	**.54**
194	**606-CM194**	D	14.0	.270	2.000	1,500	**.50**	**.43**	**.42**
656	**606-CM656**	D	28.0	.060	.620	2,500	**.66**	**.57**	**.55**

B-3 1/2 Single Contact Miniature Flange Base

For quantities greater than listed, call for quote.

PR4	**606-PR4**	E	2.33	.270	.400	10	**.66**	**.57**	**.55**
PR2	**606-PR2**	E	2.38	.500	.800	15	**.64**	**.56**	**.54**
PR6	**606-PR6**	E	2.47	.300	.450	30	**.66**	**.57**	**.55**
PR3	**606-PR3**	E	3.57	.500	1.500	15	**.66**	**.57**	**.55**
PR7	**606-PR7**	E	3.70	.300	.900	30	**.79**	**.68**	**.66**

G-3 1/2 Miniature Bayonet Base

For quantities greater than listed, call for quote.

Type	MOUSER STOCK NO.	Fig.	Volts	Amps	M.S.C.P.	(Hrs) Life	Price Each 1	10	100
219	**606-CM219**	F	6.3	.250	.500	5,000	**2.06**	**1.78**	**1.71**
51	**606-CM51**	F	7.5	.220	1.000	1,000	**.77**	**.67**	**.64**
53	**606-CM53**	F	14.4	.120	1.000	1,000	**.80**	**.69**	**.67**
1450	**606-CM1450**	F	24.0	.035	.230	3,000	**1.30**	**1.13**	**1.08**
356	**606-CM356**	F	28.0	.170	3.50	500	**1.74**	**1.50**	**1.45**

G-3 1/2 Miniature Bi-Pin Base

For quantities greater than listed, call for quote.

12	**606-CM12**	G	6.3	.150	.350	5,000	**.95**	**.82**	**.79**
19	**606-CM19**	G	14.4	.100	.900	1,000	**1.30**	**1.13**	**1.08**

G-3 1/2 Miniature Screw Base

For quantities greater than listed, call for quote.

14	**606-CM14**	H	2.47	.300	.500	15	**1.83**	**1.59**	**1.53**
13	**606-CM13**	H	3.70	.300	.980	15	**1.56**	**1.35**	**1.30**
50	**606-CM50**	H	7.50	.220	1.000	1,000	**1.06**	**.92**	**.88**

CM 20 Series Lens End Assemblies

For quantities greater than listed, call for quote.

Type	MOUSER STOCK NO.	Fig.	Volts	Amps	M.S.C.P.	(Hrs) Life	Price Each 1	10	100
CM20-1	**606-CM20-1**	I	2.5	TL-1 3/4	.350	10,000	**15.32**	**13.28**	**12.77**
CM20-17	**606-CM20-17**	I	5.0	TL-1 3/4	.180	10,000	**23.64**	**20.49**	**19.70**
CM20-4	**606-CM20-4**	J	2.5	TL-1 3/4	.350	10,000	**19.31**	**16.73**	**16.09**
CM20-20	**606-CM20-20**	J	5.0	TL-1 3/4	.220	10,000	**28.80**	**24.96**	**24.00**
CM20-6	**606-CM20-6**	J	6.0	TL-1 1/2	.200	10,000	**13.20**	**11.44**	**11.00**

NEON LAMPS

For quantities greater than listed, call for quote.

MOUSER STOCK NO.	Fig.	Type	Lamp Size	Breakdown Voltage (max.) AC/DC	Design Current (mA)	Dimensions (In.) A (max.)	B (max.)	C (min.)	Price Each 1	10	100
606-2ML	A	NE-38S	T-1 1/4	65/90	.300	.156	.395	1.000	**.90**	**.78**	**.75**
606-A1A	A	NE-2	T-2	65/90	.600	.244	1.000	1.000	**.38**	**.33**	**.32**
606-A1B	A	- - - -	T-2	65/90	.300	.244	1.000	1.000	**.36**	**.31**	**.30**
606-A2B	A	NE-2V	T-2	65/90	.700	.244	.980	1.000	**.50**	**.43**	**.41**
606-A9A	A	NE-2E	T-2	65/90	.700	.244	.750	2.000	**.34**	**.30**	**.29**
606-A1C	A	- - - -	T-2	95/135	1.200	.244	.500	1.000	**.40**	**.35**	**.33**
606-A2A	A	- - - -	T-2	65/90	.700	.244	.750	2.000	**.50**	**.43**	**.41**
606-C2A	A	NE-2H	T-2	95/135	1.900	.244	.750	2.000	**.42**	**.36**	**.35**
606-C2A-T	A	NE-2HT	T-2	95/135	1.900	.244	.750	2.000	**.50**	**.43**	**.41**
606-A1G	B	- - - -	T-1 3/4	65/90	.300	.250	.525	.625	**2.84**	**2.46**	**2.34**
606-A1H	B	- - - -	T-1 3/4	95/135	1.200	.250	.525	.625	**2.90**	**2.51**	**2.42**
606-C7A	B	NE-2D	T-1 3/4	65/90	.700	.250	.828	.938	**2.61**	**2.27**	**2.18**
606-C9A	B	NE-2J	T-1 3/4	95/135	1.900	.250	.828	.938	**2.40**	**2.08**	**2.00**
606-K1A	C	NE-84	T-2	95/135	1.900	1.030	.290	- - - - -	**3.47**	**3.01**	**2.89**
606-B1A	D	NE-51	T-3 1/4	65/90	.300	.430	1.188	- - - - -	**.99**	**.86**	**.83**
606-B2A	D	NE-51H	T-3 1/4	95/135	1.200	.430	1.188	- - - - -	**.99**	**.86**	**.83**
606-B2A-R	D	NE-51HR	T-3 1/4	95/135	1.200	.430	1.188	- - - - -	**3.42**	**2.96**	**2.85**
606-B7A	E	NE-45	T-4 1/2	65/90	2.000	.588	1.530	- - - - -	**6.12**	**5.31**	**5.10**
606-B6A	F	NE-21	T-4 1/2	65/90	2.000	.588	1.500	- - - - -	**6.57**	**5.69**	**5.47**
606-B9A	G	NE-48	T-4 1/2	65/90	2.000	.588	1.500	- - - - -	**5.51**	**4.78**	**4.60**
606-J9A	H	NE-56	S-11	60/85	5.000	1.420	2.250	- - - - -	**8.62**	**7.47**	**7.19**
606-J5A	H	NE-30	S-11	60/85	8.000	1.420	2.250	- - - - -	**11.91**	**10.32**	**9.92**

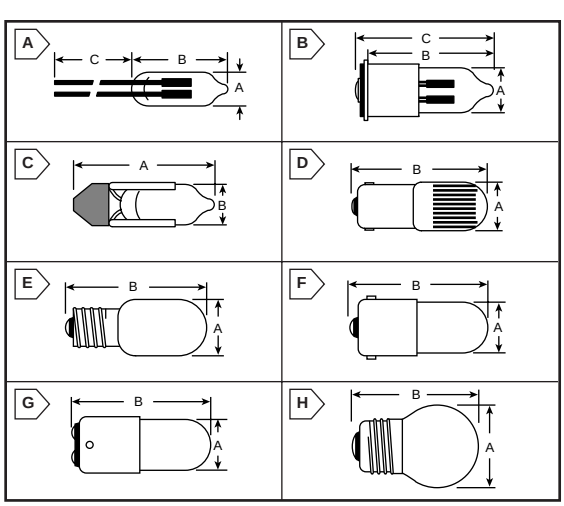

Incandescent Lamps and Lamp Holders

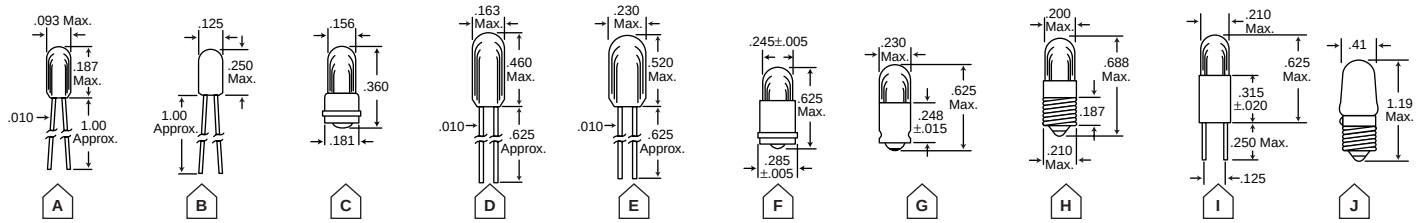

INCANDESCENT LAMPS

T-3/4 Wire Terminal Lamps

For quantities greater than listed, call for quote.

Type	MOUSER STOCK NO.	Fig.	Volts	Amps	M.S.C.P.	(Hrs) Life	Price Each 1	10	100
7153	**353-7153**	A	5.0	.115	.150	40K	**.91**	**.79**	**.76**

T-1 Wire Terminal Lamps

683	**353-0683**	B	5.0	.060	.050	100K	**.65**	**.56**	**.54**
7220	**353-7220**	B	18.0	.026	.150	16K	**1.12**	**.90**	**.82**

T-1 Midget Flanged Lamps

718	**353-0718**	C	5.0	.115	.150	40K	**1.08**	**.95**	**.86**
6839	**353-6839**	C	28.0	.024	.130	16K	**1.53**	**1.33**	**1.21**

T-1 1/4 Wire Terminal Lamps

634	**353-0634**	D	6.0	.200	.630	1K	**.59**	**.40**	**.37**
8627	**353-8627**	D	28.0	.040	.320	1K	**.81**	**.56**	**.52**

T-1 3/4 Wire Terminal Lamps

2200	**353-2200**	E	5.0	.060	.050	100K	**.81**	**.56**	**.52**
2180	**353-2180**	E	6.3	.040	.020	50K	**.32**	**.28**	**.26**
2112	**353-2112**	E	6.3	.200	.550	3K	**.50**	**.43**	**.42**
2174	**353-2174**	E	12.0	.040	.120	10K	**.33**	**.29**	**.28**
2187	**353-2187**	E	28.0	.040	.300	25K	**.34**	**.29**	**.28**
1764	**353-1764**	E	28.0	.040	.340	7K	**.37**	**.32**	**.31**

T-1 3/4 Midget Flanged Lamps

7333	**353-7333**	F	5.0	.060	.050	100K	**.56**	**.49**	**.47**
3150	**353-3150**	F	5.0	.060	.150	5K	**.82**	**.71**	**.68**
345	**353-0345**	F	6.0	.040	.030	100K	**.59**	**.51**	**.49**
328	**353-0328**	F	6.0	.200	.600	1K	**.56**	**.49**	**.47**
381	**353-0381**	F	6.3	.200	.400	50K	**.70**	**.62**	**.56**
349	**353-0349**	F	6.3	.200	.550	3K	**.54**	**.47**	**.45**
344	**353-0344**	F	10.0	.014	.002	10K	**.79**	**.68**	**.66**
367	**353-0367**	F	10.0	.040	.080	5K	**.68**	**.59**	**.56**
382	**353-0382**	F	14.0	.080	.300	50K	**.55**	**.47**	**.45**
330	**353-0330**	F	14.0	.080	.500	750	**.49**	**.43**	**.39**
385	**353-0385**	F	28.0	.040	.200	50K	**.54**	**.47**	**.45**
387	**353-0387**	F	28.0	.040	.300	25K	**.52**	**.45**	**.41**
327	**35ND023**	F	28.0	.040	.340	7K	**.58**	**.50**	**.45**

T-1 3/4 Midget Groove Lamps

379	**353-0379**	G	6.3	.200	.400	50K	**.70**	**.60**	**.58**
388	**353-0388**	G	28.0	.040	.300	25K	**.68**	**.59**	**.57**
334	**353-0334**	G	28.0	.040	.340	7K	**.57**	**.49**	**.47**

DIMENSIONS (IN.)

K

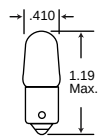

L

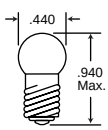

M

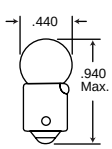

N

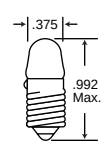

T-1 3/4 Midget Screw Lamps

For quantities greater than listed, call for quote.

Type	MOUSER STOCK NO.	Fig.	Volts	Amps	M.S.C.P.	(Hrs) Life	Price Each 1	10	100
- - -	**35ND350**	H	12.0	.050	.150	3K	**.57**	**.46**	**.41**
373	**353-0373**	H	14.0	.080	.500	750	**.71**	**.62**	**.59**
- - -	**35ND435**	H	24.0	.050	.500	3K	**.57**	**.49**	**.44**
399	**353-0399**	H	28.0	.040	.300	25K	**.64**	**.55**	**.53**
335	**353-0335**	H	28.0	.040	.340	7K	**.59**	**.51**	**.49**

T-1 3/4 Bi-Pin Base Lamps

7361	**353-7361**	I	5.0	.060	.050	100K	**.92**	**.80**	**.77**
7328	**353-7328**	I	6.0	.200	.600	1K	**.73**	**.63**	**.61**
7381	**353-7381**	I	6.3	.200	.400	50K	**.65**	**.56**	**.54**
7382	**353-7382**	I	14.0	.080	.300	50K	**.65**	**.57**	**.55**
7327	**353-7327**	I	28.0	.040	.340	7K	**.57**	**.49**	**.47**

T-3 1/4 Miniature Screw Lamps

48	**35ND007**	J	2.0	.060	.040	1K	**.56**	**.49**	**.47**
40	**35ND008**	J	6.3	.150	.520	3K	**.43**	**.36**	**.32**
- - -	**35ND041**	J	12.0	.050	.150	3K	**.47**	**.39**	**.36**
- - -	**35ND042**	J	12.0	.100	.500	5K	**.47**	**.39**	**.36**

T-3 1/4 Miniature Bayonet Lamps

49	**35ND014**	K	2.0	.060	.040	1K	**.58**	**.47**	**.43**
44	**35ND001**	K	6.3	.250	.900	3K	**.29**	**.25**	**.23**
1891	**35ND006**	K	14.0	.240	2.000	500	**.36**	**.31**	**.30**
1819	**35ND002**	K	28.0	.040	.340	1K	**.47**	**.40**	**.37**
1829	**35ND005**	K	28.0	.070	1.000	1K	**.44**	**.38**	**.37**
757	**35ND004**	K	28.0	.080	.620	7.5K	**.48**	**.42**	**.40**

G-3 1/2 Miniature Screw Lamps

50	**35ND020**	L	7.5	.220	1.000	1K	**.61**	**.40**	**.37**

G-3 1/2 Miniature Bayonet Lamp

53	**35ND017**	M	14.4	.120	1.000	1K	**.48**	**.36**	**.32**

GTL-3 Miniature Screw Lamp

222	**35ND003**	N	2.25	.250	- - -	5	**.46**	**.36**	**.32**

LAMP SOCKETS

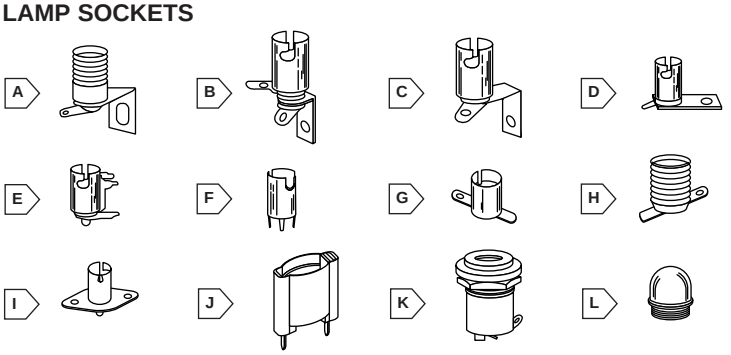

For quantities greater than listed, call for quote.

MOUSER STOCK NO.	Fig.	Type	Price Each 1	10	100
35LH002	A	T-3 1/4 screw-mini, non-insulated	**.78**	**.60**	**.54**
35LH003	B	T-3 1/4 bayonet-mini, insulated	**1.63**	**1.35**	**1.23**
35LH004	C	T-3 1/4 bayonet-mini, non-insulated	**1.63**	**1.35**	**1.23**
35LH005	D	T-3 1/4 bayonet-mini, insulated	**1.63**	**1.35**	**1.23**
35LH006	E	T-3 1/4 bayonet-mini, insulated	**2.18**	**1.82**	**1.65**
35LH007	F	T-3 1/4 bayonet-mini, insulated	**1.67**	**1.39**	**1.27**
35LH008	G	T-3 1/4 bayonet-mini, insulated	**1.44**	**1.20**	**1.09**
35LH010	H	T-3 1/4 screw-mini, insulated	**.45**	**.35**	**.27**
35LH011	I	T-3 1/4 bayonet-mini, insulated	**1.63**	**1.35**	**1.23**
352-1020	J	T-3 1/4 plastic screw, PC mount	**1.09**	**.84**	**.76**
352-0100	K	T-1 3/4 midget screw, insulated	**1.48**	**1.24**	**1.12**
352-0101	L	Red plastic lens for part no. 352-0100	**.47**	**.32**	**.29**
352-0102	L	Green plastic lens for part no. 352-0100	**.47**	**.32**	**.29**
352-0103	L	Clear plastic lens for part no. 352-0100	**.47**	**.32**	**.29**
352-0104	L	Orange plastic lens for part no. 352-0100	**.49**	**.32**	**.29**

LOW-COST INDICATOR SYSTEMS

Wire color indicates volt/amp rating.
Mates with lens cap at right.

DIMENSIONS (IN.)

MOUSER STOCK NO.	Wire Color	Volts	Amps	Price Each 1	10	100	500
35LS026	Green	2	.060	**.49**	**.37**	**.32**	**Call For Quote**
35LS065	White	6	.050	**.49**	**.37**	**.32**	
35LS102	Red	10	.020	**.49**	**.37**	**.32**	
35LS124	Blue	12	.035	**.49**	**.37**	**.32**	
35LS126	Yellow	12	.060	**.49**	**.37**	**.32**	
35LS284	Orange	28	.040	**.49**	**.37**	**.32**	

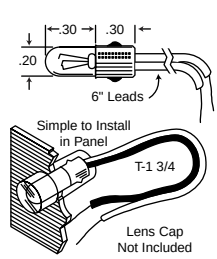

Plastic Lens Caps for Installation Over Miniature Lamps

These plastic lens caps are combined with the miniature lamps, at the left, to make indicator lights. Tapered for quick, easy press-fit installation. Use NE-2 lamps or T-1 3/4 lamps.

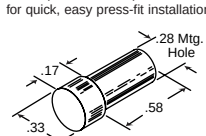

DIMENSIONS (IN.)

Hi-Rel Round Lens Cap

MOUSER STOCK NO.	Cap Color	Price Each 1	10	100	500
35LT001	Red	**.17**	**.09**	**.078**	**Call For Quote**
35LT002	Green	**.17**	**.09**	**.078**	
35LT003	White	**.17**	**.09**	**.078**	

Photo Cells, Flash Tubes, and Transformers

PHOTO CONDUCTIVE CELLS

Applications:

- Exposure meter
- Electronic shutter
- Color temperature reading
- Density reading
- Optical switch
- Photoelectric lamp

Specifications:

- Operating temperature: -30°C to +70°C
- Cadmium sulfide (CdS) construction
- Soldering: 230°C for 3 sec. (max.) at 3mm from cell
- High sensitivity, high stability

✻ Light resistance measured at 10 lux and 2856°K color temperature.
✻ Dark resistance measured 10 seconds after removal of 100 lux illumination.

DIMENSIONS (IN.)

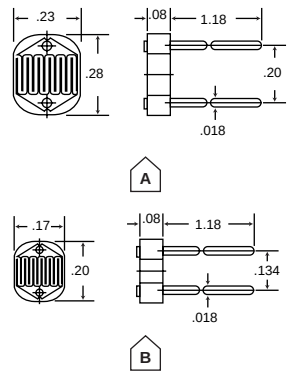

76C Series

For quantities greater than listed, call for quote.

MOUSER STOCK NO.	Fig.	Voltage (Max.)	Light ✻ Resistance (Ω)	Dark ✻✻ Resistance (Ω)	Maximum Power @ 25°C	Peak Response Wavelength (nm)	Price Each 1	10	100
338-76C348	A	150	3K - 20K	500K	50mW	560	1.84	1.53	1.39
338-76C569	A	200	20K - 100K	20M	100mW	550	1.84	1.53	1.39
338-76C59	A	200	20K - 50K	20M	100mW	550	2.19	1.83	1.66

54C Series

338-54C348	B	150	3K - 20K	500K	30mW	560	1.54	1.28	1.16
338-54C679	B	200	50K - 200K	20M	60mW	550	1.54	1.28	1.16
338-54C69	B	200	50K - 100K	20M	60mW	550	1.73	1.44	1.31
338-54C79	B	200	100K - 200K	20M	60mW	550	1.73	1.44	1.31

CDS PHOTO CELL

Applications:

- Light and lamp controls
- Automatic grain feeders
- Security lighting
- "Electric - Eyes"

Specifications:

- 12K Ω min. @ 1Ft/C'DL
- 250Ω @ 100Ft/C'DL
- Maximum power dissipation: 75mW

DIMENSIONS (IN.)

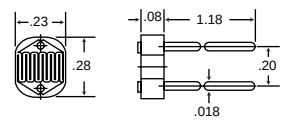

MOUSER STOCK NO.	Price Each 1	10
524-611-J4-805	3.15	2.84

NEON LAMPS

- Neon lamps are used for indicators and circuit control applications
- Ideal for line-voltage AC and 90V and up DC applications

DIMENSIONS (IN.)

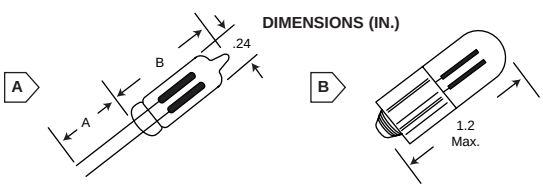

High Brightness

For quantities greater than listed, call for quote.

MOUSER STOCK NO.	Fig.	Type	Breakdown Voltage (max.) AC/DC	Nominal Current (mA)	Nominal Watts (W)	Dimensions (In.) A	Dimensions (In.) B	Price Each 1	10	100
36NE004	A	A1C	95/135	1.2	1/7	1.18	.47	.28	.22	.18
36NE005	A	NE-2H	95/135	1.2	1/7	1.18	.63	.29	.25	.20

Standard

For quantities greater than listed, call for quote.

36NE006	A	A1B	65/90	.3	1/25	1.18	.47	.23	.18	.15
36NE007	A	NE-2E	65/90	.3	1/25	1.18	.63	.24	.20	.16
36NE002	A	NE-2	65/90	.5	1/25	1.18	.68	.23	.18	.15
36NE003	A	NE2B	65/90	.5	1/25	1.18	.47	.23	.18	.15
36NE051	B	NE-51	45/85	.3	1/25	- - -	- - -	2.31	1.93	1.75

ULTRA-MINIATURE 110 VAC NEON INDICATOR

Hi-Rel

- Panel mount neon indicators, chrome-plated body, bezel, and facing nut
- Rated 55-60 volts; 100K resistor required
- Mounting hole: .27 inches
- Lead length: 5 inches
- Color: Clear

For quantities greater than listed, call for quote.

MOUSER STOCK NO.	Price Each 1	10	100
35MP100	3.19	2.66	2.42

DIMENSIONS (IN.)

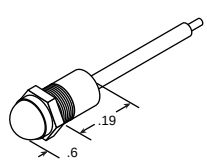

(Resistor not included)

110 VAC NEON INDICATOR

- Sealed plastic neon indicator with internal dropping resistor
- Chrome-plated facing nut

DIMENSIONS (IN.)

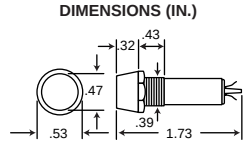

For quantities greater than listed, call for quote.

MOUSER STOCK NO.	Lens Color	Price Each 1	10	100
36HN010	Red	2.14	1.78	1.62
36HN012	Amber	2.14	1.78	1.62
361-7671	Red	1.71	1.42	1.30
361-7672	Amber	1.71	1.42	1.30
361-7673	Green	1.71	1.42	1.30

FLASH TUBES

DIMENSIONS (IN.)

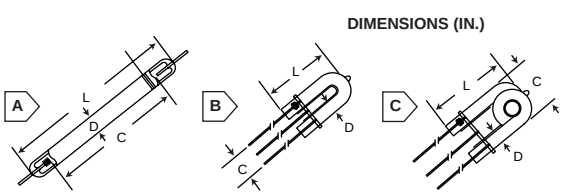

For quantities greater than listed, call for quote.

MOUSER STOCK NO.	Fig.	Type	Dimensions (In.) L	D	C	Nominal Anode Voltage	Min. Trigger Voltage	Flash Energy (WS)	Life Flashes	Price Each 1	10	100
36FT050	A	FT-4050	1.97	.16	1.38	360	4KV	60	3,000	3.50	2.90	2.65
36FT106	B	FT6531	1.50	.24	.53	300	6KV	60	10,000	3.70	3.10	2.80
361-4425	B	U-4425	1.26	.24	.39	300	4KV	4	1,000,000	5.85	5.32	4.84
361-8538	B	U-8538	1.77	.31	.67	400	6KV	100	10,000	6.92	6.29	5.72
361-0118	C	FT-118	1.77	.24	1.02	450	6KV	125	10,000	12.25	11.13	10.12
361-0218	C	FT-218	2.16	.31	1.30	450	6KV	250	10,000	15.17	13.79	12.54

H/V TRIGGER TRANSFORMERS

DIMENSIONS (IN.)

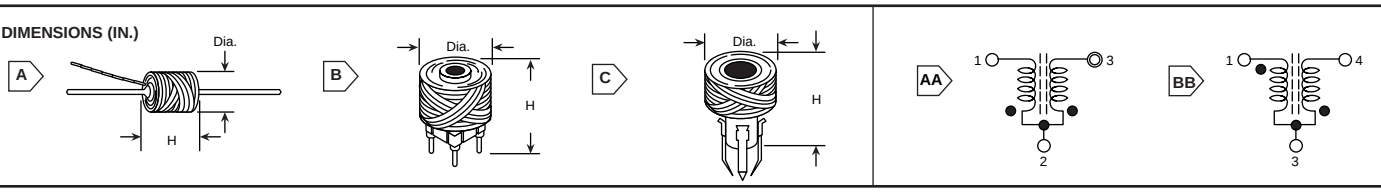

- See capacitor section of this catalog for related products

For quantities greater than listed, call for quote.

MOUSER STOCK NO.	Fig.	Sche-matic	Volts Input	Volts Output	Dimensions (In.) Height	Dimensions (In.) Dia.	Price Each 1	10	100	500
422-1304	A	AA	300	4000	.60	.35	2.06	1.75	1.58	1.44
422-2304	B	BB	300	4000	.63	.50	2.79	2.45	2.23	2.02

- See capacitor section of this catalog for related products

For quantities greater than listed, call for quote.

MOUSER STOCK NO.	Fig.	Sche-matic	Volts Input	Volts Output	Dimensions (In.) Height	Dimensions (In.) Dia.	Price Each 1	10	100	500
422-3306	C	BB	300	6000	.75	.60	2.79	2.45	2.23	2.02
422-2310	B	BB	300	10000	.75	.85	2.87	2.51	2.27	2.08

Wire/Cable Accessories

EAGLE "EZ" TWIST LOCKS (NYLON)

Securely position and hold wire, cable or tubing. Simply twist to wrap; untwist to unwrap. Reusable and molded of tough, resilient nylon 6/6 (UL 94V2), color: natural.

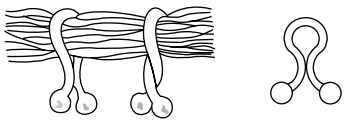

For quantities greater than listed, call for quote.

MOUSER STOCK NO.	Desc.	Bundle Dia. (In.)	Price Each			
			1	100	1000	10000
561-EZ125	1/8" lock	.11 - .14	.14	.084	.050	.042
561-EZ250	1/4" lock	.20 - .27	.14	.084	.050	.042
561-EZ375	3/8" lock	.30 - .40	.15	.086	.039	.036
561-EZ500	1/2" lock	.40 - .50	.15	.089	.041	.038
561-EZ625	5/8 lock	.55 - .65	.17	.105	.063	.053
561-EZ750	3/4" lock	.70 - .80	.18	.109	.069	.059

EAGLE DOUBLE "EZ" TWIST LOCKS (NYLON) and TWIST LOCK LABELS

NEW THIS ISSUE

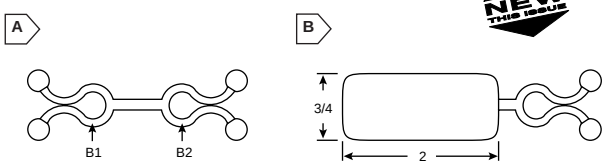

DIMENSIONS (IN.)

For quantities greater than listed, call for quote.

MOUSER STOCK NO.	Fig.	Bundle Dia. (In.)	B1/B2	Description	Price Each			
					1	100	1000	10000
561-DEZ0001	A	- - -	.30/.40	Double ended EZ twist lock	.47	.283	.170	.157
561-DEZ0002	A	- - -	.40/.50		.52	.314	.188	.174
561-EZLB0250	B	1/4"	- - -	EZ twist lock labels	.55	.330	.198	.183
561-EZLB0375	B	3/8"	- - -		.55	.330	.198	.183

CABLE TIE KIT

- 105 cable ties per kit
- 15 pieces of each size
- 7 different ties in each
- 2 kits, one with 4"-"6 the other with 6"-8"
- Resealable storage bag

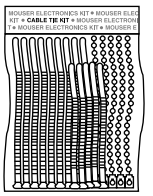

MOUSER STOCK NO.	Size Range (In.)	Price Each
370-CT-1	4-6	12.95
370-CT-2	6-8	12.95

EAGLE NAIL-IN CABLE CLIPS (POLYETHYLENE)

DIMENSIONS (IN.)

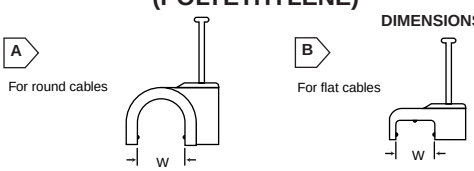

MOUSER STOCK NO.	Fig.	W (In.)	Fits Cable Type	Price Each			
				1	100	500	1000
561-C0040	A	.157	75Ω	.23	.086	.057	Call For Quote
561-C0045	B	.177	BELL	.23	.086	.057	
561-C0050	A	.197	RG-58	.23	.086	.057	
561-C0070	A	.276	RG-6	.23	.086	.057	
561-C0080	A	.315	TRIAX	.23	.086	.057	
561-C0090	B	.354	DUAL RG-6	.24	.089	.060	

3M SCOTCHFLEX CABLE CLIPS (GRAY VINYL)

Standard packaging is 100 pieces

- Foam adhesive backed clips
- Hold cable in place
- Route cables around equipment or cabinets

DIMENSIONS (IN.)

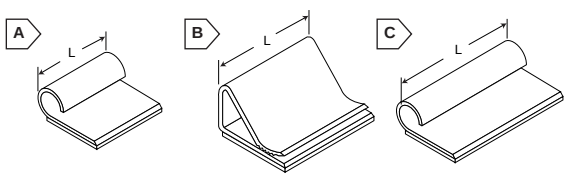

MOUSER STOCK NO.	Fig.	Length (In.)	Cable O.D. (In.)	Price Each			
				1	100	1000	5000
517-706	A	1	1/8	.29	.25	.20	Call For Quote
517-707	B	1	1/4	.36	.30	.25	
517-710	C	1 1/2	1/4	.36	.30	.25	

CABLE TIE GUN

- Light-weight durable plastic.

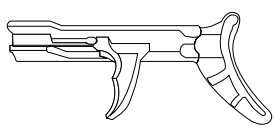

MOUSER STOCK NO.	Price Each
524-472	13.88

EAGLE CABLE CLAMPS (NYLON)

NEW THIS ISSUE

DIMENSIONS (IN)

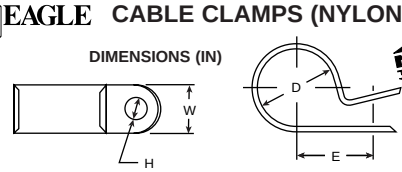

Heavy Duty

For quantities greater than listed, call for quote.

MOUSER STOCK NO.	Dimensions (In.)				Price Each		
	D	W	H	E	1	100	1000
561-B0125	1/8	1/2	.203	.315	.12	.04	.033
561-B0187	3/16	1/2	.203	.425	.12	.04	.033
561-B0250	1/4	1/2	.203	.410	.12	.04	.033
561-B0312	5/16	1/2	.203	.500	.12	.04	.033
561-B0375	3/8	1/2	.203	.530	.14	.05	.042
561-B0437	7/16	1/2	.203	.560	.14	.05	.042
561-B0500	1/2	1/2	.203	.595	.14	.05	.042
561-B0562	9/16	1/2	.203	.606	.14	.05	.042
561-B0625	5/8	1/2	.203	.655	.14	.05	.042
561-B0750	3/4	1/2	.203	.780	.17	.06	.053
561-B1000	1	1/2	.203	.910	.17	.06	.053
561-B1250	1 1/4	1/2	.203	1.06	.19	.08	.074
561-B1500	1 1/2	1/2	.203	1.19	.19	.08	.074

Standard

For quantities greater than listed, call for quote.

561-C0125	1/8	3/8	.167	.329	.10	.035	.028
561-C0187	3/16	3/8	.167	.430	.10	.035	.028
561-C0250	1/4	3/8	.167	.410	.10	.035	.028
561-C0312	5/16	3/8	.167	.495	.10	.035	.028
561-C0375	3/8	3/8	.167	.595	.11	.037	.031
561-C0500	1/2	3/8	.167	.605	.12	.040	.033

EAGLE WIRE CLIPS

NEW THIS ISSUE

Nylon spring clips and wire clips provide fast, secure assembly and routing of wires, standard round cable, flat cable and tubing. The spring clip can also be used to mount panels, glass, displays, or signs. To inspect, add or replace wires, simply pull back clip to allow placement. The tough, flexible nylon clip will spring back to hold the material securely. All contact edges are rounded for product protection.

DIMENSIONS (IN.)

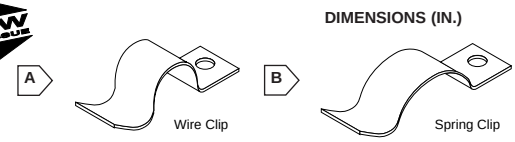

MOUSER STOCK NO.	Fig.	Description	Price Each			
			1	100	500	1000
561-WC500312	A	1/2 x .312	.26	.195	.130	.104
561-SCP375132	B	3/8 x .132	.21	.155	.104	.083

EAGLE SPLIT LOOM TUBING

Split loom corrugated tubing is an efficient method of wire harness assembly. Protects and reduces the risk of damage to wiring circuits during installation.

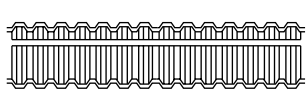

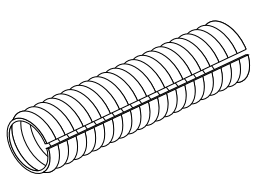

Price Per Foot

MOUSER STOCK NO.	Size	Price Per Foot		
		1	10	50
481-1007-FT	.29 ID	.23	.15	.13
481-1011-FT	.42 ID	.29	.19	.18
481-1013-FT	.52 ID	.32	.21	.19
481-1015-FT	.59 ID	.39	.26	.24

Price Per Reel

MOUSER STOCK NO.	Reel Length	Price Per Reel	
		1	5
481-1007	984 Ft. (300M)	100.50	Call For Quote
481-1011	656 Ft. (200M)	85.00	
481-1013	656 Ft. (200M)	70.10	
481-1015	328 Ft. (100M)	63.00	

EAGLE SPIRAL WRAP

Eagle Plastics spiral wrap is a specially-designed polyethylene covering for bundling tubing, wires, and other types of conductors.

Features:

- Adds to safety and appearance of your product
- Easy to apply and remove
- Reusable and flexible
- Can be installed during production or after final assembly

Black Polyethylene
(UV resistant for outdoor use)

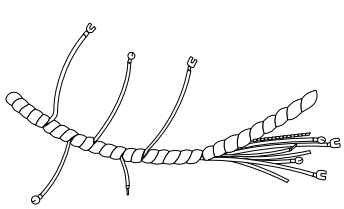

To Order Coils add "/C" to Mouser Stock No. Coil length: 100 feet

MOUSER STOCK NO.	O.D. (In.)	Bundle Range (In.)	Price Per Foot (1-99')	Price Per Coil
561-W12BK	1/8	1/16-1/4	.15	12.35
561-W25BK	1/4	3/16-2	.28	20.70
561-W37BK	3/8	5/16-3	.40	26.67
561-W50BK	1/2	3/8-4	.52	30.16

Cable Mounting Hardware and Accessories

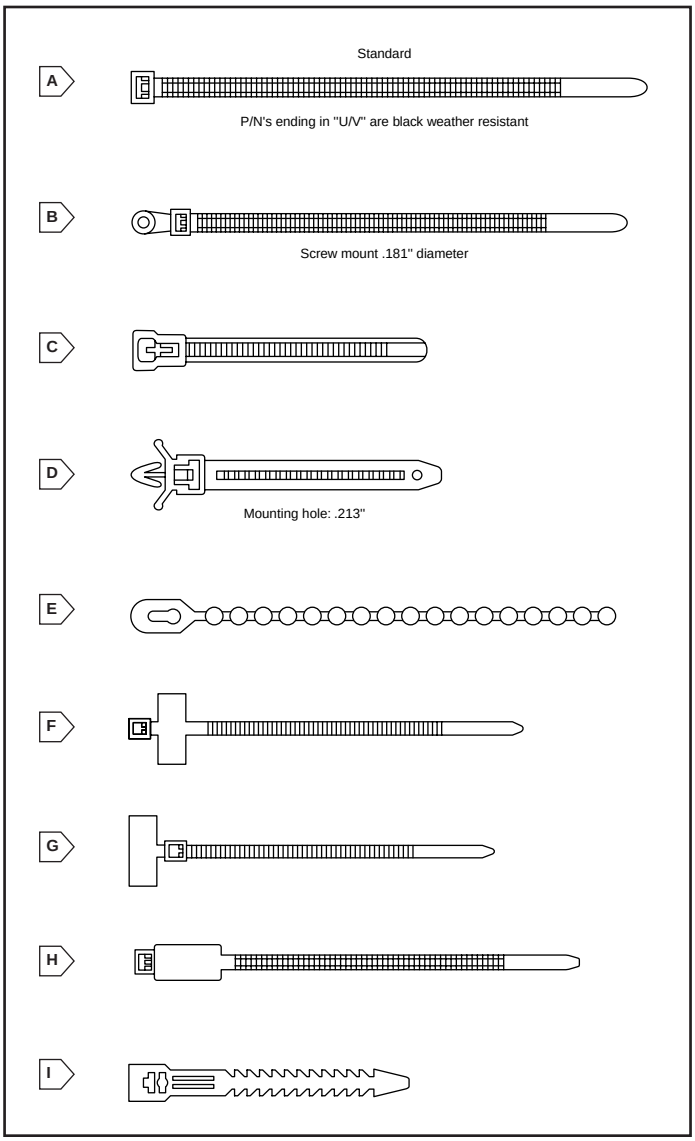

NYLON CABLE TIES

Material: Type 6/6 nylon (UL94V2)

✻ UL recognized

Standard Ties

For quantities greater than listed, call for quote.

MOUSER STOCK NO.	Fig.	Style	Tensile Strength (Lbs.)	Length (In.)	Max. Bundle Dia. (In.)	Price Each 1	100	1000
✻ 481-0102	A	Natural	18	4.0	.98	.05	.030	.015
481-0102UV	A	Black, weather resist.	18	4.0	.98	.08	.050	.042
✻ 561-N3500	A	Natural	18	4.0	.875	.06	.040	.029
✻ 561-N3510	A	Natural	30	5.5	1.25	.07	.050	.032
✻ 481-0108	A	Natural	40	6.0	1.54	.06	.040	.029
481-0108UV	A	Black, weather resist.	40	6.0	1.54	.11	.076	.044
✻ 561-N3515	A	Natural	30	6.8	1.50	.13	.097	.036
✻ 561-N3520	A	Natural	30	8.0	2.03	.13	.097	.053
✻ 481-0115	A	Natural	50	8.0	2.17	.08	.055	.042
481-0115UV	A	Black, weather resist.	50	8.0	2.17	.17	.12	.104

Screwmount Ties

For quantities greater than listed, call for quote.

✻ 481-0200	B	Natural	40	6.7	1.57	.11	.076	.044
✻ 481-0201	B	Natural	50	8.7	2.36	.18	.147	.126
✻ 481-0202	B	Natural	50	14.6	4.00	.39	.260	.150
✻ 481-0203	B	Natural	120	15.7	4.80	.65	.430	.250

Releasable Ties (White)

For quantities greater than listed, call for quote.

✻ 481-0300	C	Natural	26	4.9	1.18	.15	.10	.071
✻ 481-0301	C	Natural	50	5.9	1.38	.17	.12	.104
✻ 481-0302	C	Natural	50	7.8	1.97	.21	.189	.158
✻ 481-0303	C	Natural	50	11.7	3.15	.32	.21	.150

Push Releasable Ties (White)

MOUSER STOCK NO.	Fig.	Style	Tensile Strength (Lbs.)	Length (In.)	Max. Bundle Dia. (In.)	Price Each 1	100	1000
481-0400	D	Natural	90	5.8	1.46	.21	.189	.158

Beaded Ties

Material: Type 6/6 nylon (UL94V2)

For quantities greater than listed, call for quote.

✻ 561-N3525	E	Natural	30	4 1/4	1.00	.04	.027	.011
✻ 561-N3530	E	Natural	30	6	1.25	.07	.050	.032
✻ 561-N3535	E	Natural	30	8	2.00	.10	.072	.026

Identification Ties (White)

Material: Type 6/6 nylon (UL94V2)

MOUSER STOCK NO.	Fig.	Style	Tensile Strength (Lbs.)	Length (In.)	Max. Bundle Dia. (In.)	Price Each 1	100	1000
✻ 481-0500	F	Natural	18	4.1	.98	.15	.10	.071
✻ 481-0501	G	Natural	18	4.4	.98	.17	.12	.104
✻ 481-0502	H	Natural	50	7.9	1.97	.36	.24	.096

AC Cord Ties (Clear)

For quantities greater than listed, call for quote.

481-0600	I	Natural	18	6.2	1.77	.12	.104	.089

AC Cord Ties (Black)

For quantities greater than listed, call for quote.

MOUSER STOCK NO.	Fig.	Style	Tensile Strength (Lbs.)	Length (In.)	Max. Bundle Dia. (In.)	Price Each 1	100	1000
481-0601	I	Natural	18	6.2	1.77	.12	.104	.089

GOTHAM RELEASABLE CABLE TIE

Features:

- Ultra flexible
- Unique design
- Strong and reusable



MOUSER STOCK NO.	Description	Color	Price Each 1	100	1000	10,000
5913-78311	7" releasable tie	Gray	.32	.27	.25	Call

EAGLE NYLON ADHESIVE BACKED CABLE CLIPS

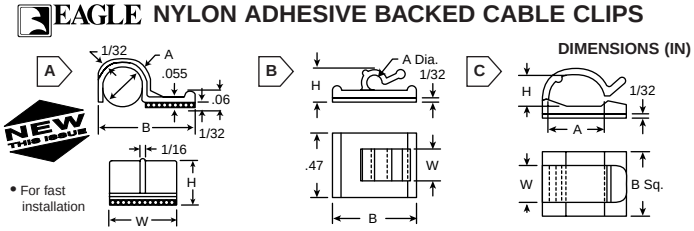

MOUSER STOCK NO.	Fig.	Dimensions (In.) A	B	W	H	Price Each 1	100	500	1000
561-SP13037	A	.125	.493	.375	.217	.18	.147	.126	Call For Quote
561-SP25550	A	.250	.865	.500	.343	.18	.147	.126	
561-SP38562	A	.375	1.000	.625	.475	.20	.168	.147	
561-SP50575	A	.500	1.125	.750	.593	.21	.189	.158	
561-AWC00125	B	.118	.510	.200	.200	.12	.104	.089	
561-AWC00375	C	.460	.750	.375	.310	.21	.189	.158	

EAGLE WIRE/CABLE TIE ACCESSORIES (NYLON)

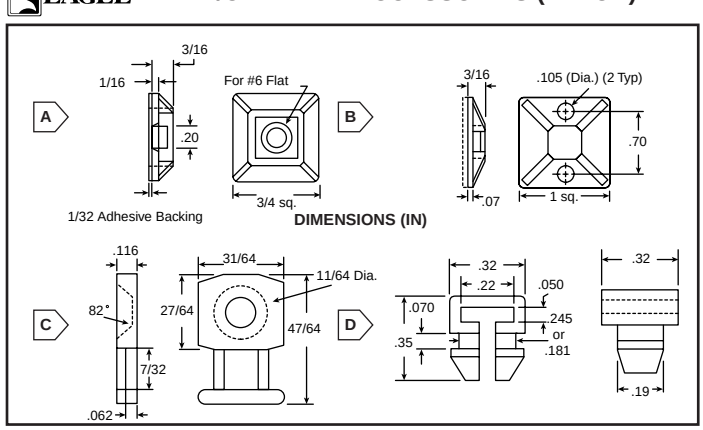

MOUSER STOCK NO.	Fig.	Description	Price Each 1	100	500	1000
561-N3588	A	Cradle mount (adhesive)	.18	.147	.126	Call For Quote
561-N3590	B	Cradle mount (adhesive)	.29	.210	.158	
561-N3591	B	Cradle mount (screw)	.26	.179	.137	
561-N3595	C	Screwtab	.13	.097	.053	
561-N3600	D	Clip mount (.187")	.18	.147	.126	
561-N3605	D	Clip mount (.250")	.18	.147	.126	

Dennison® Cable Mounting Hardware

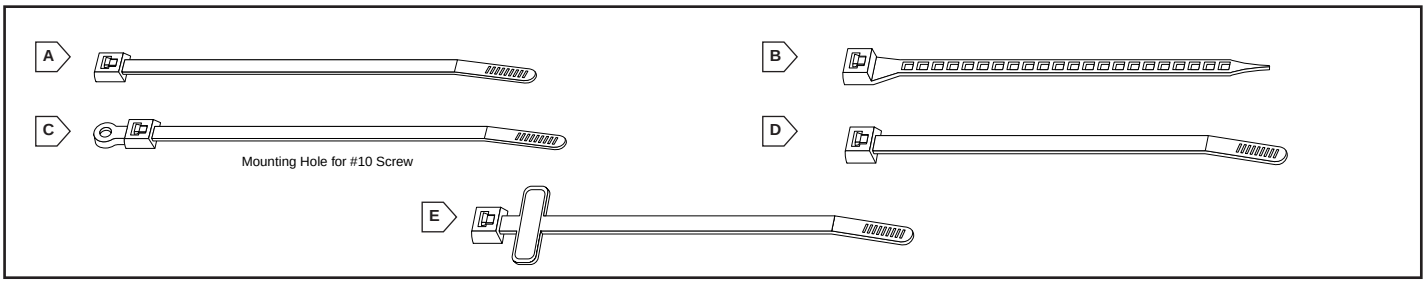

BAR-LOK® CABLE TIES

Features:
- Manufactured of 100% nylon
- Bent-tip design for ease of handling and installation
- Maximum holding ability

File No. E57800

Specifications:
- Type 6/6 nylon
- Self-extinguishing - UL94 flam., class: V-2
- Meet MIL-S-23190, MS3367, ASTM D 4066-82
- Operating temperature: -40°C to 85°C
- Heat stabilized: -40°C to 105°C

Miniature Ties

For quantities greater than listed, call for quote.

MOUSER STOCK NO.	Fig.	Style	Tensile Strength (Lbs.)	Length (In.)	Max. Bundle Dia. (In.)	Price Each 1	100	1000
514-08429	A	Natural	18	3.25	5/8	.05	.035	.017
514-08432	A	Natural	18	4	7/8	.05	.038	.018
514-08433	A	Black, weather resist.	18	4	7/8	.05	.032	.014

Intermediate Ties

For quantities greater than listed, call for quote.

514-08376	A	Natural	40	5.5	1 1/4	.07	.056	.026
514-08377	A	Natural	40	8	2 1/8	.10	.077	.037
514-08380	A	Black, weather resist.	40	8	2 1/8	.10	.077	.037
514-08680	A	Purple	40	8	2 1/8	.10	.077	.037

Standard Ties

For quantities greater than listed, call for quote.

514-08387	A	Natural	50	7.5	1 3/4	.09	.040	.032
514-08600	A	Natural	50	11	3	.22	.179	.083
514-10036	A	Natural	50	15	4	.30	.230	.116
514-10037	A	Black, weather resist.	50	15	4	.30	.230	.116

Ladder Ties

For quantities greater than listed, call for quote.

514-08472	B	Black, heat stabilized	40	7	1 3/4	.07	.063	.028
514-08476-1	B	Natural	40	7	1 3/4	.10	.068	.033
514-08477-1	B	Natural	40	11	3	.10	.092	.044

Screw Mount-Standard Ties

For quantities greater than listed, call for quote.

MOUSER STOCK NO.	Fig.	Style	Tensile Strength (Lbs.)	Length (In.)	Max. Bundle Dia. (In.)	Price Each 1	100	1000
514-08484-1	C	Natural	50	7.5	1 3/4	.22	.179	.086
514-10350	C	Natural	50	11	3	.27	.210	.100

Slim Line Ties

For quantities greater than listed, call for quote.

MOUSER STOCK NO.	Fig.	Style	Tensile Strength (Lbs.)	Length (In.)	Max. Bundle Dia. (In.)	Price Each 1	100	1000
514-10325	D	Natural	18	8	2 1/8	.06	.050	.027
514-10327	D	Black, weather resist.	18	8	2 1/8	.08	.060	.027
514-10335	D	Natural	40	15	4	.23	.170	.082

Miniature Identification Ties

Features:
- Mark on textured tab with cable tie marking pen (sold separately)
- Can be heat stamped

Specifications:
- Type 6/6 nylon
- Self-extinguishing - UL94 flam., class: V-2
- Designed in accordance with MIL-S-23190 and MS 3368

File No. E57800

For quantities greater than listed, call for quote.

MOUSER STOCK NO.	Fig.	Style	Tensile Strength (Lbs.)	Length (In.)	Max. Bundle Dia. (In.)	Price Each 1	100	1000
514-08412	E	Natural, ID	18	4	7/8	.17	.130	.062

CABLE TIE ID PLATE (NYLON)

Features:
- For convenient tagging of wire bundles and cables

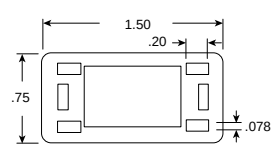

DIMENSIONS (IN.)

MOUSER STOCK NO.	Price Each 1	100	1000	10000
514-08457-1	.28	.147	.105	Call

BAR-LOK® CABLE TIE MOUNTS

Features:
- Natural nylon (type 6/6)
- Accommodates minimal space limitations
- Push-in mount (fig. D) requires .25" mounting hole
- Slips through slot easily and is securely contained for easy assembly and tensioning

MOUSER STOCK NO.	Fig.	Description	Price Each 1	100	500	1000
514-08462-1	A	1" adhesive 4-way mount for mini and standard ties	.50	.252	.189	Call For Quote
514-10045-1	B	#8 screw size, cradle mount, for standard ties	.26	.137	.100	
514-10046-1	B	#10 screw size, cradle mount, for heavy duty ties	.33	.168	.126	
514-10027-1	C	#8 screw size, ANC base mount, for standard ties	.20	.098	.075	
514-10028-1	C	#10 screw size, ANC base mount, for standard ties	.22	.116	.086	
514-10056-1	D	Push-in mount, for standard ties	.25	.126	.096	

CABLE TIE INSTALLATION TOOL

Features:
- Adjustable, pre-set tension results in uniform cable tie application, neater bundles, more efficient harnessing
- Slim nose construction, allows easy positioning in hard-to-reach areas or on intricate harnesses
- Shock-resistant action for operator comfort. No "snap" when tie is cut, the tool absorbs all impact
- Reliable, long-life construction. Extremely durable compression spring mechanism, rugged aluminum housing

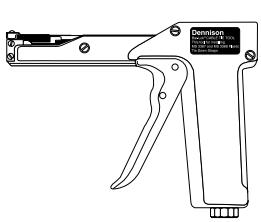

MOUSER STOCK NO.	Price Each
514-08480	109.95

CABLE TIE MARKING PEN

Features:
- Smear-proof and waterproof ink for writing on all nylon surfaces

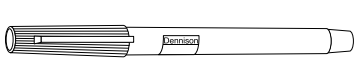

MOUSER STOCK NO.	Description	Price Each 1	6	12
514-08506	Cable tie marking pen, with extra-fine tip, black ink	7.68	6.40	Call

CABLE CLIP

Features:
- Allows use of any width cable
- Made of type 6 nylon
- Accommodates stacked cable

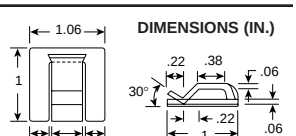

MOUSER STOCK NO.	Description	Price Each 1	100	500	1000
514-08406	High quality, durable, non-conductive cable clip	.58	.30	.22	Call

3M Heat Shrinkable Tubing, Heat Guns, and Kits

3M FP-301 FLEXIBLE POLYOLEFIN SHRINKABLE TUBING

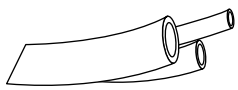

Meets MIL-I-23053/5 Class 1 and 2 and AMS 3636, AMS 3637 requirements. UL Recognized and CSA Certified at 600 volts [@] 125°C. Rated for 135°C continuous operation. Recovered wall thickness is proportional to degree of recovery.

- Less than 5% longitudinal shrinkage
- High resistance to solvents, acids, and alkalis
- Irradiation cross-linked polyolefin
- Temperature range: -55°C to +135°C
- Shrink temperature: 121°C (min.)
- Shrink ratio: 2:1
- Longitudinal shrinkage: 5%

Replace the blank in the Mouser Stock No. with:
1 for **Black**, **2** for **Blue**, **3** for **Clear**, **4** for **Red**, **5** for **White**, **6** for **Yellow**

Reels are also available with a typical 1 to 2 week leadtime.

PRECUT 4' LENGTHS					
Expanded I.D. (In.)	MOUSER STOCK NO.	Price Per 4' Length			
		1	5	10	25
1/16	5174-1116__	.78	.65	.47	.39
3/32	5174-1332__	.82	.69	.49	.41
1/8	5174-118__	.89	.74	.53	.44
3/16	5174-1316__	1.08	.90	.65	.54
1/4	5174-114__	1.35	1.13	.81	.68
3/8	5174-138__	1.51	1.26	.91	.75
1/2	5174-112__	1.70	1.42	1.05	.85
3/4	5174-134__	2.27	1.89	1.36	1.13
1	5174-1100__	3.53	2.94	2.12	1.76
1 1/2	5174-1112__	6.58	5.48	3.95	3.26
✻ 2	5174-12003	11.67	9.73	7.00	5.84

✻ Available in clear only

Bulk Lengths

Black is available from stock in all quantities. Large reel length quantities are available with a typical 1-2 week lead time.
Replace the blank in the Large Reel Stock No. with: **BK** for **Black**, **R** for **Red**, **Y** for **Yellow**, **W** for **White**, **BU** for **Blue**, **C** for **Clear**

PER FOOT (Black Only)				SMALL REEL (Black Only)			LARGE REEL		
Expanded I.D. (In.)	MOUSER STOCK NO.	Price Per Foot		Reel Lth. (Ft.)	MOUSER STOCK NO.	Price Per Reel	Reel Lth. (Ft.)	MOUSER STOCK NO.	Price Per Reel
		1	50						
3/64	517-301364BK	.33	.26	100	517-5501	17.74	1000	517-301364__/REEL	132.40
1/16	517-301116BK	.33	.26	100	517-5502	18.63	1000	517-301116__/REEL	134.80
3/32	517-301332BK	.33	.26	100	517-5503	18.63	500	517-301332__/REEL	71.35
1/8	517-301018BK	.37	.27	100	517-5504	20.89	500	517-301018__/REEL	76.95
3/16	517-301316BK	.45	.32	100	517-5505	23.68	250	517-301316__/REEL	46.80
		1	10						
1/4	517-301014BK	.56	.50	100	517-5506	30.41	200	517-301014__/REEL	46.76
3/8	517-301038BK	.63	.57	100	517-5507	32.02	200	517-301038__/REEL	52.22
1/2	517-301012BK	.71	.64	100	517-5508	37.65	200	517-301012__/REEL	58.90
3/4	517-301034BK	.95	.86	50	517-5509	25.16	200	517-301034__/REEL	78.56
1	517-301100BK	1.42	1.28	50	517-5510	37.52	100	517-301100__/REEL	58.70
1 1/2	517-301112BK	2.64	2.38	50	517-5511	73.49	100	517-301112__/REEL	109.42
2	517-301200BK	3.65	3.29	50	517-5512	96.58	100	517-301200__/REEL	151.18
3	517-301300BK	7.36	6.64	- - -	- - - - -	- - -	50	517-301300__/REEL	152.50
4	517-301400BK	10.32	9.31	- - -	- - - - -	- - -	50	517-301400__/REEL	213.83

3M VFP-876 VERY FLEXIBLE SHRINKABLE TUBING

Ideal for shrink-fit jacketing and insulation of flexible wire bundles and sensitive components.

- Most flexible
- Rating: 135°C
- Meet requirements: MIL-R-46846, Type V and AMS 3587 and AMS 3588

Available in Black Only

PRECUT 4' LENGTHS					6" LENGTHS			
MOUSER STOCK NO.	Expanded I.D. (In.)	Price Each			MOUSER STOCK NO.	No. Per Package	Price Per Pkg.	
		1	5	10			1	5
5174-31161	1/16	1.51	1.35	1.21	517-6001	38	6.98	6.77
5174-33321	3/32	1.60	1.43	1.15	517-6002	36	6.98	6.77
5174-3181	1/8	1.72	1.54	1.24	517-6003	34	6.98	6.77
5174-33161	3/16	2.09	1.67	1.20	517-6004	30	6.98	6.77
5174-3141	1/4	2.62	2.09	1.50	517-6005	26	6.98	6.77
5174-3381	3/8	2.92	2.34	1.68	517-6006	24	6.98	6.77
5174-3121	1/2	3.30	2.64	1.89	517-6007	20	6.98	6.77
5174-3341	3/4	4.41	3.53	2.53	517-6008	14	6.98	6.77
5174-31001	1	6.58	5.26	3.77	517-6009	10	6.98	6.77

3M SR-350 SEMI-RIGID SHRINKABLE TUBING

Offers superior cut-through and abrasion resistance characteristics necessary for optimum mechanical performance.

Features:

- Strain relief applications: wire marking, protective covering, and packaging of delicate components
- Use with automatic feed equipment
- Meets requirements for MIL-I-23053/6 and AMS 3638 and AMS 3639

Available in Black Only

PRECUT 4' LENGTHS					6" LENGTHS			
MOUSER STOCK NO.	Expanded I.D. (In.)	Price Each			MOUSER STOCK NO.	No. Per Package	Price Per Pkg.	
		1	5	10			1	5
5174-43321	3/32	1.94	1.55	1.36	517-6010	36	8.34	8.09
5174-4181	1/8	2.07	1.66	1.42	517-6011	34	8.34	8.09
5174-43161	3/16	2.54	2.05	1.62	517-6012	30	8.34	8.09
5174-4141	1/4	3.16	2.52	1.92	517-6013	26	8.34	8.09
5174-4381	3/8	3.52	2.81	2.08	517-6014	24	8.34	8.09
5174-4121	1/2	4.00	3.21	2.25				

3M CP-221 COMMERCIAL SHRINKABLE TUBING

2:1 shrink rate offers higher continuous operating temperatures, reduced longitudinal shrinkage, and extended shelf-life.

Available in Black Only

MOUSER STOCK NO.	Price Per Foot		Expanded I.D. (In.)	REEL STOCK NO.	Reel Lth (Ft.)	Price Per Reel
	1	25				
5174-23641	.24	.19	3/64	5174-23641/REEL	1000	101.22
5174-21161	.28	.23	1/16	5174-21161/REEL	1000	103.55
5174-23321	.26	.21	3/32	5174-23321/REEL	500	54.73
5174-2181	.28	.22	1/8	5174-2181/REEL	500	58.37
5174-23161	.33	.27	3/16	5174-23161/REEL	250	34.85

Available in Black Only

MOUSER STOCK NO.	Price Per Foot		Expanded I.D. (In.)	REEL STOCK NO.	Reel Lth (Ft.)	Price Per Reel
	1	25				
5174-2141	.42	.34	1/4	5174-2141/REEL	200	35.15
5174-2381	.54	.44	3/8	5174-2381/REEL	200	39.99
5174-2121	.65	.52	1/2	5174-2121/REEL	200	47.79
5174-2341	.88	.70	3/4	5174-2341/REEL	200	64.49
5174-21001	1.32	1.06	1	5174-21001/REEL	100	48.50
5174-21121	2.30	1.84	1 1/2	5174-21121/REEL	100	84.47
5174-22001	2.78	2.22	2	5174-22001/REEL	100	116.41

STEINEL® HEAT GUNS AND ACCESSORIES

NEW THIS ISSUE

Features for HL1802E:

- Electronically controlled hot air gun
- Variable temperature from 120°F to 1100°F
- Air flow: position 1 = 17.6 cfm @ 120°, position 2 = 7.6 cfm @ var. temp. 120F° to 1100F°, position 3 = 17.6 cfm @var. temp. 120F° to 1100F°
- Output: 1500 watts
- Voltage: 120 VAC

Features for HL1502S:

- Non-electric, three speed hot air gun
- Output: 1400 watts
- Step 1 = 120°F, step 2 = 800°F, step 3 = 1050°F
- Air flow: 17.6 cfm, 11.3 cfm, 17.6 cfm
- Voltage: 120 VAC

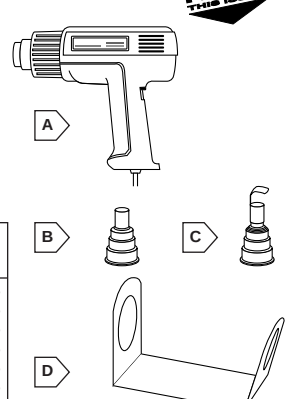

MOUSER STOCK NO.	Fig.	Description	Price Each
617-1802	A	HL1802E heat gun	149.95
617-1502	A	HL1502S heat gun	86.95
617-07062	B	Reduction nozzle 3/8"	9.95
617-07071	B	Reduction nozzle 5/8"	9.95
617-07081	B	Reduction nozzle 3/4"	9.95
617-07061	C	Reflector nozzle 3/8"	11.95
617-01450	D	Heat gun stand	22.50

UNGAR® HEAT GUN

Provides flameless heat for applying heat shrink tubing, curing epoxy, and many other applications. High and low temperature: 790°F-low, 1200°F-high, 1000W (max.), 120VAC, 60Hz, UL listed.

578-1095	$ 48.63

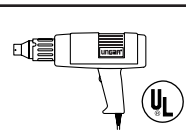

3M FLEXIBLE POLYOLEFIN SHRINKABLE TUBING KITS

These heat shrink tubing kits are available in assorted colors or black. Each plastic box has a large selection of popular sizes and colors. Assorted colors include black, red, white, yellow, blue, green, and clear.

Price Each	
FP-301 Kits	55.58
Refills	7.47

NEW THIS ISSUE

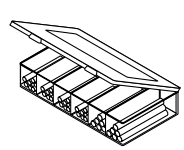

This kit has a choice of red or black 6" length tubing for environments where protection from moisture is critical.

Price Each	
EPS-300 Kit	104.17
Refills	20.54

FP-301 Tubing Kits

MOUSER STOCK NO.	Size (In.)	Pkg. Qty.	Color
517-5100	3/32 - 1/2	133	Assorted
517-5200	3/16 - 1	102	Black

Refills for FP-301 Kits

517-5201	3/64 - 3/16	30	Black
517-5101	3/32	35	Assorted
517-5102	1/8	28	Assorted
517-5103	3/16	21	Assorted
517-5203	3/16	30	Black
517-5202	1/4 - 3/4	16	Black
517-5104	1/4	21	Assorted
517-5204	1/4	28	Black
517-5105	3/8	14	Assorted
517-5205	3/8	20	Black
517-5106	1/2	14	Assorted
517-5206	1/2	14	Black
517-5207	3/4	6	Black
517-5208	1	4	Black

EPS-300 Adhesive Lined Tubing Kit

MOUSER STOCK NO.	Size (In.)	Pkg. Qty.	Color
517-5300	1/2, 3/4, 1	42	Red/Black

Refills for EPS-300 Kit

MOUSER STOCK NO.	Size (In.)	Pkg. Qty.	Color
517-5301	1/2	14	Red
517-5302	1/2	14	Black
517-5303	3/4	12	Red
517-5304	3/4	12	Black
517-5305	1	8	Red
517-5306	1	8	Black

Heat Shrinkable Tubing, PVC Tubing, and Wire Accessories

INSUL-TAB SHRINKABLE TUBING

Available in Two Styles

Replace the blank in the part number with:
B for **Black**
C for **Clear**
(IE: 536-105-046B)

- Environment: resists most chemicals, oils and fungus
- Extra-flexible tubing

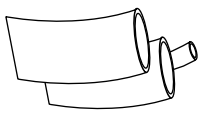

Black



Clear

Polyvinylchloride (PVC)

- Available in black or clear
- Operating temperature: 105°C
- UL VW-1
- 20% longitudinal shrinkage
- Shrinkage temperature: 100°C

MIL-I-23053/2

MOUSER STOCK NO.	Size (In.)	Expanded I.D. Min (In.)	Recovered I.D. (In.)	Price Per Foot		REEL STOCK NO.	Reel Lth (Ft.)	Price Per Reel	
				1	50			1	2
536-105-046___	3/64	.046	.023	**.14**	**.13**	**536-105-046___/REEL**	1000	**113.40**	**103.95**
536-105-063___	1/16	.063	.032	**.11**	**.10**	**536-105-063___/REEL**	1000	**88.20**	**80.85**
536-105-093___	3/32	.093	.046	**.11**	**.10**	**536-105-093___/REEL**	1000	**91.80**	**84.15**
536-105-125___	1/8	.125	.063	**.12**	**.11**	**536-105-125___/REEL**	1000	**95.40**	**87.45**
536-105-187___	3/16	.187	.093	**.14**	**.13**	**536-105-187___/REEL**	1000	**109.80**	**100.65**
536-105-250___	1/4	.250	.125	**.15**	**.14**	**536-105-250___/REEL**	1000	**117.00**	**107.25**
536-105-313___	5/16	.313	.157	**.18**	**.17**	**536-105-313___/REEL**	500	**71.10**	**65.18**
536-105-375___	3/8	.375	.187	**.21**	**.19**	**536-105-375___/REEL**	500	**81.90**	**75.08**
536-105-500___	1/2	.500	.250	**.25**	**.23**	**536-105-500___/REEL**	250	**49.50**	**45.38**
536-105-625___	5/8	.625	.313	**.29**	**.27**	**536-105-625___/REEL**	250	**57.60**	**52.80**
536-105-750___	3/4	.750	.375	**.36**	**.33**	**536-105-750___/REEL**	250	**71.10**	**65.18**
536-105-100___	1	1.000	.500	**.52**	**.47**	**536-105-100___/REEL**	250	**102.60**	**94.05**

Multi-Purpose Polyolefin Reels (Irradiation Cross-Linked)

- Black color stocked (other colors available upon request)
- Operating temperature: 135°C
- UL VW-1, MIL-I-23053/2
- 5% max. longitudinal shrinkage
- Shrinkage temperature: 121°C
- Prolonged storage temperatures

MOUSER STOCK NO.	Reel Lth (Ft.)	Size (In.)	Expanded I.D. Min (In.)	Recovered I.D. (In.)	Price Per Reel
536-101-500B/REEL	200	1/2	.500	.250	**54.90**

INSUL-TAB ALL PURPOSE PVC TUBING

Insultab's 4900 Series is an all purpose, slip on jacketing for wire and cable insulation. It features high dielectric strength, high heat stability while maintaining superior flexibility. It is fire, oil, and chemical resistant and meets the critical requirements of UL VW-1 and MIL-I-631D specifications.

Features:
- High dielectric strength
- High heat stability
- Superior flexibility
- Oil and chemical resistant
- Color: black

Specifications:
- UL CSA/MIL Spec
- QPL Approved
- ASTM D-922
- Temperature rating: -20°C to +105°C

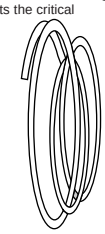

E28044 41513 MIL-I-631D

MOUSER STOCK NO.	AWG No.	I.D. (In.)	Wall Thick. (In.)	Price Per Foot			
				10	50	100	250
536-4900B-8	8	.133	.020	**.24**	**.12**	**.10**	**.09**
536-4900B-6	6	.166	.020	**.26**	**.13**	**.11**	**.10**
536-4900B-2	2	.263	.020	**.37**	**.18**	**.16**	**.15**

REEL STOCK NO.	AWG No.	I.D. (In.)	Reel Length (Ft.)	Price Per Reel	
				1	2
536-4900B-8/REEL	8	.133	1,000	**68.00**	**61.20**
536-4900B-6/REEL	6	.166	1,000	**76.00**	**68.40**
536-4900B-2/REEL	2	.263	1,000	**108.00**	**97.20**

PVC HEAT SHRINKABLE TUBING ASSORTMENTS

Fungus resistant. Non-corrosive. Meets MIL Spec, UL, and ASTM D-922 Requirements.

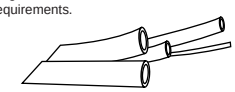

MOUSER STOCK NO.	Description	Price Each
524-12-1080	6" lengths, 23 pieces black	**3.71**
524-12-1082	6" lengths, 19 pieces clear	**3.71**

TUBULAR BRAID

Each strand soft drawn tinned copper wire meets Federal Specifications. QQ-W-343D types and ASTM-B-33.
Shield coverage: 95%+ when placed over mandrel of equivalent diameter to that of braid interior.



Nominal Round Width (In.)	Braid Construction			Approx AWG Equiv.	Nominal Circular Mil Area CM	Current Carrying Capacity (Amps)	Per Foot				Per 100' Reel				
	AWG of Indiv. Ends	Carrier	Total No. of Indiv. Ends				MOUSER STOCK NO.	Price Per Foot			MOUSER STOCK NO.	Price Per 100' Reel			
								1	5	10		1	5	10	25
1/16	36	24	48	19	1200	11	**172-52063-FT**	**.62**	**.56**	**.51**	**172-52063**	**33.60**	**30.24**	**27.22**	**Call For Quote**
1/8	36	24	120	15	3000	25	**172-52125-FT**	**.78**	**.71**	**.64**	**172-52125**	**42.00**	**37.80**	**34.02**	
11/64	36	24	168	14	4200	32	**172-52172-FT**	**1.01**	**.91**	**.83**	**172-52172**	**54.40**	**48.96**	**44.06**	
1/4	36	24	384	10	9600	53	**172-52250-FT**	**1.72**	**1.56**	**1.42**	**172-52250**	**93.00**	**83.70**	**75.33**	
3/8	36	48	384	10	9600	53	**172-52375-FT**	**1.78**	**1.61**	**1.47**	**172-52375**	**96.00**	**86.40**	**77.76**	
1/2	36	48	528	9	13200	62	**172-52500-FT**	**2.89**	**2.62**	**2.39**	**172-52500**	**156.00**	**140.40**	**126.36**	
21/32	30	48	768	1	77180	190	**172-52650-FT**	**6.94**	**6.30**	**5.74**	**172-52650**	**375.00**	**337.50**	**303.75**	
25/32	36	48	864	7	21600	88	**172-52781-FT**	**3.94**	**3.58**	**3.26**	**172-52781**	**212.80**	**191.52**	**172.37**	

TINNED COPPER FLAT BRAID

Woven tinned copper braid rolled to specific width. Each strand meets the requirements of fed. Spec. QQ-W-343E type S and ASTM-B-33. Current carrying capacity shown is for bare cable in free air at 30°C and intended as a reference guide only. Actual values will depend on permissible temperature rise, voltage drop and other conditions of use.

Features:
- High current carrying ability
- High flexibility
- Meets QQ-W-343E
- Suitable for bonding and grounding applications

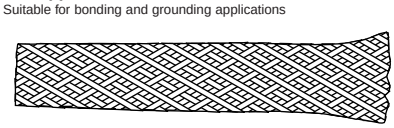

Nom Flat Width (In.)	AWG Equiv.	Nom. Thick (In.)	No. of Strands	Current Amps	By the Foot				By the 100' Reel				
					MOUSER STOCK NO.	Price Per Foot			REEL STOCK NO.	Price Per Reel			
						1	5	10		1	5	10	25
1/8	18	.020	72	16	**172-51125FT**	**.60**	**.55**	**.50**	**172-51125**	**34.95**	**31.80**	**28.94**	**Call For Quote**
3/16	15	.020	120	25	**172-51187FT**	**.67**	**.61**	**.55**	**172-51187**	**38.05**	**34.64**	**31.52**	
1/4	14	.030	168	32	**172-51250FT**	**.94**	**.86**	**.78**	**172-51250**	**51.75**	**47.09**	**42.85**	
3/8	12	.030	288	46	**172-51375FT**	**1.54**	**1.40**	**1.27**	**172-51375**	**83.35**	**75.85**	**69.00**	
1/2	10	.030	384	53	**172-51500FT**	**1.99**	**1.81**	**1.65**	**172-51500**	**104.95**	**95.50**	**86.91**	
5/8	10	.030	384	53	**172-51625FT**	**2.10**	**1.91**	**1.74**	**172-51625**	**111.05**	**101.06**	**91.96**	
3/4	7	.040	832	85	**172-51750FT**	**4.83**	**4.39**	**3.99**	**172-51750**	**250.00**	**227.50**	**207.03**	
1	7	.045	832	85	**172-51100FT**	**5.19**	**4.72**	**4.29**	**172-51100**	**267.75**	**243.65**	**221.73**	

MAGNET WIRE

Heavy NYSOL 130°C

Specifications:
- Insulation: polyurethane with polyimide overcoat
- Thermal rating: 130°
- NEMA specification: MW 28-C
- Federal specification: J-W-1177A; types UN, UN2

Features:
- Easily wound
- High protection nylon overcoat
- Low friction coefficient
- Extremely solvent and varnish resistant

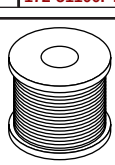

MOUSER STOCK NO.	AWG	Approx. Spool Weight	Approx. Feet Per Spool	Price Per Spool	
				1	5
501-MW18H-1LB	18	1 lb.	200	**9.08**	**8.26**
501-MW18H	18	8 lb.	1,600	**55.12**	**-**
501-MW20H-1LB	20	1 lb.	300	**9.45**	**8.60**
501-MW20H	20	8 lb.	2,500	**57.36**	**-**
501-MW22H-1LB	22	1 lb.	500	**9.82**	**8.94**
501-MW22H	22	8 lb.	4,000	**59.60**	**-**

MOUSER STOCK NO.	AWG	Approx. Spool Weight	Approx. Feet Per Spool	Price Per Spool	
				1	5
501-MW24H-1LB	24	1 lb.	700	**10.42**	**9.51**
501-MW24H	24	8 lb.	6,000	**63.44**	**-**
501-MW26H-1LB	26	1 lb.	1,200	**11.16**	**10.16**
501-MW26H	26	8 lb.	10,000	**67.76**	**-**
501-MW28H-1LB	28	1 lb.	1,500	**12.32**	**11.21**
501-MW28H	28	8 lb.	15,000	**74.80**	**-**

LACING FILAMENT

Features:
- Waxed with a fungicidal wax
- Excellent knot retention
- Color: natural



Supplied in 500 Yard Spools

MOUSER STOCK NO.	Width (In.)	Spool Price
501-50N0F17-W-WH	.090	**17.87**

Heat Shrinkable Tubing and Polyester Sleeving

FIT®-105 FLEXIBLE IRRADIATED PVC SHRINKABLE TUBING

Specifications:
- Operating temperature: -35˚C to 105˚C
- Shrinkage ratio: App. 2 to 1 at 175˚C
- Longitudinal shrinkage: 10%
- Flammability: Self-Extinguishing (UL VW-1)
- Tensile strength: 2600 psi
- Ultimate elongation: 250%
- Fungus resistance: no growth (MIL-1-7444)
- Dielectric strength: 750V
- MIL-1-23053/2C, class 1
- Color: black

Features:
- Economy
- Flexibility
- Excellent flame retardancy
- Military, UL/CSA requirements
- Extended shelf life

Applications:
- Use with irradiated PVC wire/cable
- Wire harnesses
- Cable/connector protection
- Insulation of terminals
- Wire splices



Size	Expanded I.D. Min (In.)	Recovered I.D. (In.)	25 Ft. Spool MOUSER STOCK NO.	25 Ft. Spool Price Per Spool	100 Ft. Spool MOUSER STOCK NO.	100 Ft. Spool Price Per Spool	Large Spools MOUSER STOCK NO.	Large Spools Spool Lth (Ft.)	Large Spools Price Per Spool
3/64	.046	.023	602-105364-25	10.73	602-105364-100	38.22	602-105364	1000	165.30
1/16	.062	.031	602-105116-25	11.51	602-105116-100	41.15	602-105116	1000	168.73
3/32	.093	.046	602-105332-25	13.07	602-105332-100	46.41	602-105332	1000	191.49
1/8	.125	.062	602-105018-25	13.65	602-105018-100	49.14	602-105018	1000	202.57
3/16	.187	.093	602-105316-25	16.77	602-105316-100	59.87	602-105316	1000	245.95
1/4	.250	.125	602-105014-25	21.06	602-105014-100	75.66	602-105014	1000	311.30
3/8	.375	.187	602-105038-25	23.40	602-105038-100	84.05	602-105038	500	173.34
1/2	.500	.250	602-105012-25	26.33	602-105012-100	94.77	602-105012	250	97.50
3/4	.750	.375	602-105034-25	35.49	602-105034-100	126.95	602-105034	250	130.90
1	1.000	.500	602-105100-25	49.53	602-105100-100	177.84	602-105100	250	182.99

FIT® -221 FLEXIBLE IRRADIATED POLYOLEFIN SHRINKABLE TUBING

Specifications:
- Operating temperature: -55˚C to 135˚C
- Shrinkage ratio: App. 2 to 1 at 121˚C
- Longitudinal shrinkage: ±3%
- Flammability: Self-Extinguishing
- Tensile strength: 1800 psi
- Ultimate elongation: 400%
- Fungus resistance: no growth
- Dielectric strength: 500V
- Color: black

Features:
- Flexibility
- Excellent flame retardancy
- Military, UL/CSA requirements

Applications:
- Wire harnesses
- Cable/connector protection
- Insulation of terminals
- Wire splices



Size	Expanded I.D. Min (In.)	Recovered I.D. (In.)	6 In. Lengths MOUSER STOCK NO.	Pieces Per Pkg.	Price Per Pkg. 1	Price Per Pkg. 5	Price Per Pkg. 10	4 Ft. Lengths MOUSER STOCK NO.	Price Per 4' Length 1	Price Per 4' Length 5	Price Per 4' Length 25	Large Spools MOUSER STOCK NO.	Large Spools Spool Lth (Ft.)	Large Spools Price Per Spool
3/64	.046	.023	602-221364-6BK	40	11.31	10.73	10.15	602-221364-4BK	1.48	- - - - -	.78	602-221364BK	1000	151.91
1/16	.063	.031	602-221116-6BK	36	11.31	10.73	10.15	602-221116-4BK	1.51	- - - - -	.80	602-221116BK	1000	155.03
3/32	.093	.046	602-221332-6BK	32	11.31	10.73	10.15	602-221332-4BK	1.71	- - - - -	.90	602-221332BK	500	87.95
1/8	.125	.062	602-221018-6BK	28	11.31	10.73	10.15	602-221018-4BK	1.81	- - - - -	.95	602-221018BK	500	93.02
3/16	.187	.093	602-221316-6BK	24	11.31	10.73	10.15	602-221316-4BK	2.20	- - - - -	1.16	602-221316BK	500	112.91
1/4	.250	.125	602-221014-6BK	20	11.31	10.73	10.15	602-221014-4BK	2.79	- - - - -	1.47	602-221014BK	250	71.47
3/8	.375	.187	602-221038-6BK	16	11.31	10.73	10.15	602-221038-4BK	3.10	- - - - -	1.63	602-221038BK	200	63.69
1/2	.500	.250	602-221012-6BK	14	11.31	10.73	10.15	602-221012-4BK	3.49	1.84	- - - - -	602-221012BK	150	53.74
3/4	.750	.375	602-221034-6BK	12	11.31	10.73	10.15	602-221034-4BK	4.68	2.47	- - - - -	602-221034BK	250	120.22
1	1.000	.500	602-221100-6BK	8	11.31	10.73	10.15	602-221100-4BK	6.55	3.45	- - - - -	602-221100BK	250	168.05

FIT® -221V HIGHLY FLAME RETARDANT IRRADIATED POLYOLEFIN SHRINKABLE TUBING

Features:
- Operating temperature: -40˚C to 125˚C
- Shrinkage ratio: App. 2 to 1 at 121˚C
- Longitudinal shrinkage: ±3%
- Flammability: Self-Extinguishing (UL VW-1)
- Tensile strength: 1800 psi
- Ultimate elongation: 350%
- Fungus resistance: no growth
- Dielectric strength: 500V
- Color: black

Features:
- UL VW-1, CSA OFT flame test requirements
- Flexibility
- UL/CSA requirements

Applications:
- Wire harnesses
- Cable/connector protection
- Insulation of terminals
- Wire splices



Size	Expanded I.D. Min (In.)	Recovered I.D. (In.)	6 In. Lengths MOUSER STOCK NO.	Pieces Per Pkg.	Price Per Pkg. 1	Price Per Pkg. 5	Price Per Pkg. 10	4 Ft. Lengths MOUSER STOCK NO.	Price Per 4' Length 1	Price Per 4' Length 5	Price Per 4' Length 25
3/64	.046	.023	602-221V364-6	40	11.31	10.73	10.15	602-221V364-4	1.48	- - - - -	.78
1/16	.063	.031	602-221V116-6	36	11.31	10.73	10.15	602-221V116-4	1.51	- - - - -	.80
3/32	.093	.046	602-221V332-6	32	11.31	10.73	10.15	602-221V332-4	1.71	- - - - -	.90
1/8	.125	.062	602-221V018-6	28	11.31	10.73	10.15	602-221V018-4	1.81	- - - - -	.95
3/16	.187	.093	602-221V316-6	24	11.31	10.73	10.15	602-221V316-4	2.20	- - - - -	1.16
1/4	.250	.125	602-221V014-6	20	11.31	10.73	10.15	602-221V014-4	2.79	- - - - -	1.47
3/8	.375	.187	602-221V038-6	16	11.31	10.73	10.15	602-221V038-4	3.10	- - - - -	1.63
1/2	.500	.250	602-221V012-6	14	11.31	10.73	10.15	602-221V012-4	3.49	1.84	- - - - -
3/4	.750	.375	602-221V034-6	12	11.31	10.73	10.15	602-221V034-4	4.68	2.47	- - - - -
1	1.000	.500	602-221V100-6	8	11.31	10.73	10.15	602-221V100-4	6.55	3.45	- - - - -

EXPANDABLE BRAIDED POLYESTER SLEEVING

GRP-120

Alpha GRP is a lightweight, expandable woven polyester sleeving that offers high flexibility with high resistance to abrasion and cut-through. The open weave allows for a great range of expansion of the sleeving diameter, thus ensuring ease of installation and gripping action over a wide range of shapes and sizes. GRP sleeving is an ideal protective sleeve for wire bundles, harnesses, pneumatic hoses, hydraulic lines and highly polished or threaded machine parts.

Specifications:
- Operating temperature: -70˚C to 125˚C
- Withstands short term exposure to 230˚C
- GRP-120 passes UL VW-1 flame test
- Color: black
- Fungus resistance: no growth

Features:
- Lightweight, flexible routing
- High abrasion and cut-through resistance
- Rot-free/fungus-proof applications

Applications:
- Cut-resistant covering for wire, cable, and hoses
- Wire bundling and harnessing
- Jacket for flat cable



To prevent fraying of ends, GRP-120 should be cut/sealed with a hot knife.

Size	Recovered I.D. (In.)	Expanded I.D. Min (In.)	By the Foot MOUSER STOCK NO.	Price Per Foot 1	Price Per Foot 10	Price Per Foot 25	By the Spool MOUSER STOCK NO.	Spool Lth (Ft.)	Price Per Spool
1/8	.093	.250	602-120018-100B-FT	1.21	.97	.73	602-120018-100B	100	47.27
1/4	.125	.437	602-120014-100B-FT	1.90	1.52	1.14	602-120014-100B	100	68.13
1/2	.250	.750	602-120012-100B-FT	3.12	2.50	1.87	602-120012-100B	100	121.80
3/4	.500	1.250	602-120034-100B-FT	3.47	2.77	2.08	602-120034-100B	100	135.21
1 1/4	.750	1.750	602-120114-50B-FT	6.09	4.87	3.66	602-120114-50B	50	118.81

Tubing and Hook-Up Wire

SW SERIES SPIRAL WRAP TUBING

Clear Polyethylene

Features:

- Operating temperature: -20˚C to 80˚C
- Color: natural
- Flammability: Not flame retardant

Size	25 Ft. Spool MOUSER STOCK NO.	25 Ft. Spool Price Each	100 Ft. Spool MOUSER STOCK NO.	100 Ft. Spool Price Each
1/8	602-SW-1-25	3.41	602-SW-1-100	11.70
1/4	602-SW-2-25	6.16	602-SW-2-100	19.60
3/8	602-SW-3-25	8.62	602-SW-3-100	32.45
1/2	602-SW-4-25	10.34	602-SW-4-100	36.50

Nylon

Features:

- Operating temperature: -40˚C to 120˚C
- Color: natural
- Flammability: 94V-2

1/8	602-SW-20-25	9.67	602-SW-20-100	31.30
1/4	602-SW-21-25	15.95	602-SW-21-100	55.36
3/8	602-SW-22-25	35.78	602-SW-22-100	123.92
1/2	602-SW-23-25	46.20	602-SW-23-100	160.76

Teflon

Features:

- Operating temperature: -70˚C to 250˚C
- Color: natural
- Flammability: Not flame retardant

1/8	602-SW-30-25	75.15	602-SW-30-100	261.07
1/4	602-SW-31-25	130.32	602-SW-31-100	453.34
3/8	602-SW-32-25	210.39	602-SW-32-100	731.66
1/2	602-SW-33-25	283.22	602-SW-33-100	985.06

UV Resistant Black Polyethylene

Features:

- Operating temperature: -20˚C to 80˚C
- Color: black
- Flammability: Not flame retardant

1/8	602-SW-40-25	3.61	602-SW-40-100	12.13
1/4	602-SW-41-25	7.23	602-SW-41-100	24.90
3/8	602-SW-42-25	10.22	602-SW-42-100	35.55
1/2	602-SW-43-25	13.40	602-SW-43-100	46.20

FIT® SHRINKABLE TUBING ASSORTMENTS

Provides the Designer, Engineer, or Technician with a complete sampler selection of the most popular FIT shrinkable tubing types, colors, and sizes

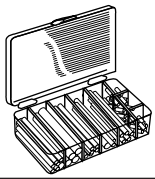

MOUSER STOCK NO.	Contents	Price Each
602-FIT-KIT-1	Vinyl: 9 sizes 3/64"-3/4", 18 pcs. (6 in.) Polyolefin: 9 sizes 3/64"-3/4", 19 pcs. (6 in.) Semi-rigid polyolefin: 8 sizes 3/64"-1/2", 12 pcs. (6 in.) Surface irradiated polyolefin: 5 sizes 1/8"-1/2", 10 pcs. (6 in.) Kynar: 7 sizes 3/64"-3/8", 14 pcs. (6 in.) Crimps: 22AWG- 10AWG, 3 pcs. Boots: 6 pcs.	76.56
602-FIT-KIT-2	Vinyl: 9 sizes 3/64"-3/4", 18 pcs.(6 in.) Polyolefin: 9 sizes 3/64"-3/4", 19 pcs. (6 in.) Semi-rigid polyolefin: 8 sizes 3/64"-1/2", 12 pcs. (6 in.) Surface irradiated polyolefin: 5 sizes 1/8"-1/2", 10 pcs. (6 in.) Kynar: 7 sizes 3/64"-3/8", 14 pcs. (6 in.) Crimps: 22AWG- 10AWG, 3 pcs. Boots: 6 pcs. Adhesive-lined polyolefin: 2 sizes 1/4"-1/2", 16 pcs. (6 in.), 24 pcs. (1in.) FEP Teflon: 6 sizes 12-24 AWG, 22 pcs. (6 in.) TFE Teflon: 5 sizes 18-26 AWG, 17 pcs. (6 in.) Neoprene: 5 sizes 1/4"-1", 8 pcs. (6 in.) Cable sleeves: 2 sizes 21, 22; 2 pcs. (6 in.) Adhesive cable sleeves: 1 size 3/8", 10 pcs. (1 in.)	93.76
602-FIT-KIT-7	Vinyl: 7 sizes 1/6"-1/2", 14 pcs. (6 in.) FEP Teflon: 7 sizes 24-12, 14 pcs. (6 in.) 2:1 Polyolefin: 7 sizes 1/16"-1/2", 28 pcs. (6 in.) Adhesive wall polyolefin: 5 sizes 1/4"-1", 10 pcs. (6 in.) Ground lead polyolefin: 3 sizes 1/8"-1/2", 6 pcs. (6 in.) Surface irradiated polyolefin: 4 sizes 1/2"-3/8", 8 pcs. (6 in.) 3:1 Polyolefin: 3 sizes 1/8"-1/2", 6 pcs. (6 in.) Kynar: 7 sizes 3/64"-1/2", 14 pcs. (6 in.) Shrink nylon crimps: 3 sizes 1-3, 12 pcs.	84.46

HOOK-UP WIRE



Color Code Chart

Colors	Ordering Suffix	Colors	Ordering Suffix
White	01	Blue	06
Black	02	Brown	07
Red	03	Orange	08
Green	04	Gray	09
Yellow	05	Violet	10

UL1007 PVC Insulation

Features:

- Operating temperature: 40˚C to 80˚C (UL AWM 1007)
- Voltage rating: 300V
- Conductor: solid and stranded tinned copper
- Insulation: color-coded PVC

Specifications:

- UL AWM styles 1007 and 1569
- CSA TR-64

Alpha Type	Replaces Belden	Replaces Carol	Conductor AWG	Conductor Strand	Nominal O.D. (In.)	100 Ft. Spools MOUSER STOCK NO.	100 Ft. Spools Spool Price 1	100 Ft. Spools Spool Price 5	1000 Ft. Spools MOUSER STOCK NO.	1000 Ft. Spools Spool Price 1	1000 Ft. Spools Spool Price 5	1000 Ft. Spools Spool Price 10
Solid Conductor												
3050/1	- - -	C2003	24	Solid	.057	602-3050/1-100-__	5.57	5.29	602-3050/1-1000-__	38.11	36.20	34.39
3051/1	- - -	C2004	22	Solid	.065	602-3051/1-100-__	6.43	6.11	602-3051/1-1000-__	48.14	45.73	43.45
3053/1	- - -	C2028	20	Solid	.071	602-3053/1-100-__	7.41	7.04	602-3053/1-1000-__	45.72	43.43	41.26
Stranded Conductor												
3050	9923	C2015	24	7/32	.057	602-3050-100-__	8.30	7.89	602-3050-1000-__	40.89	38.85	36.91
3051	9921	C2016	22	7/30	.065	602-3051-100-__	8.78	8.34	602-3051-1000-__	41.31	39.24	37.28
3053	9919	C2040	20	10/30	.071	602-3053-100-__	9.70	9.22	602-3053-1000-__	42.79	40.65	38.62
3055	9918	C2064	18	16/30	.080	602-3055-100-__	10.34	9.82	602-3055-1000-__	61.38	58.31	55.39
3057	9916	C2065	16	26/30	.095	602-3057-100-__	11.94	11.34	602-3057-1000-__	84.33	80.11	76.10

UL1015 PVC Insulation

Features:

- Operating temperature: -20˚C to 105˚C
- Voltage rating: 600V
- Conductor: stranded tinned copper
- Insulation: color-coded PVC

Specifications:

- UL AWM style 1015
- CSA TEW-105

						100 Ft.Spools			1000 Ft. Spools			
3070	9924	C2100	24	7/32	.088	602-3070-100-__	7.63	7.25	602-3070-1000-__	42.47	40.35	38.33
3071	9920	C2101	22	7/30	.094	602-3071-100-__	8.03	7.63	602-3071-1000-__	55.46	52.69	50.06
3073	8919	C2102	20	10/30	.100	602-3073-100-__	9.84	9.35	602-3073-1000-__	58.93	55.98	53.18
3075	8918	C2103	18	16/30	.112	602-3075-100-__	12.31	11.69	602-3075-1000-__	73.95	70.25	66.74
3077	8917	C2104	16	26/30	.124	602-3077-100-__	14.40	13.68	602-3077-1000-__	98.80	93.86	89.17

UL1429 Solder Iron Resistant Irradiated PVC Insulation

Features:

- Operating temperature: -55˚C to 105˚C (CSA AWM I A/B FT1)
  -55˚C to 105˚C (MIL-W-I6878E)
  -55˚C to 80˚C (UL AWM 1429)
- Voltage rating: 600V (MIL), 150V (UL, CSA)
- Conductor: stranded tinned copper
- Insulation: color-coded, irradiated PVC (XLPVC)

Specifications:

- UL AWM style 1429
- CSA AWM I A/B FT1
- MIL-W-16878E, Type B

						100 Ft. Spools			1000 Ft. Spools			
7054	-----	-----	24	7/32	.045	602-7054-100-__	12.09	11.49	602-7054-1000-__	75.58	71.80	68.21
7055	-----	-----	22	7/30	.051	602-7055-100-__	15.61	14.83	602-7055-1000-__	97.59	92.71	88.07
7056	-----	-----	20	7/28	.059	602-7056-100-__	19.86	18.87	602-7056-1000-__	124.15	117.94	112.04
7057	-----	-----	18	7/26	.070	602-7057-100-__	27.52	26.14	602-7057-1000-__	171.99	163.39	155.22

HOOK-UP WIRE KITS

Hook-Up Wire Kits contain an assortment of 100 ft. spools suitable for military or UL/CSA applications. Each kit contains five spools of hook-up wire in a unique, rack-mounted, transparent dispensing tube. The tube and rack system keeps hook-up wire neat, clean, and convieniently at hand.

Features:

- Operating temperature: -40˚C TO 105˚C
- Voltage rating: 300V
- AWG size: 22 AWG stranded (HU-KIT-20)
  24 AWG stranded (HU-KIT-40)
- Includes cut and strip tool
- Five assorted hook-up wire colors: white, black, red, green, and blue

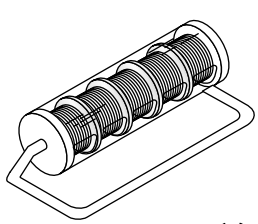

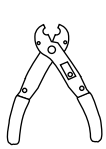

MOUSER STOCK NO.	AWG Size	Price Each
602-HU-KIT-20	22	49.88
602-HU-KIT-40	24	49.88

XTRA-GUARD® 1 Multiconductor and Multi-Pair Cable

NEW THIS ISSUE NEW THIS ISSUE NEW THIS ISSUE NEW THIS ISSUE NEW THIS ISSUE

Features:
- Unsurpassed flame and moisture resistance
- Fast, easy stripping of insulation and jacket
- UL recognition and UL listing
- Flexible cable routing requirements

Specifications:
- UL type CM, AWM style 2464
- CSA PCC FT4
- Passes UL VW-1 flame test
- Passes CSA FT4 flame test

Characteristics:
- Operating temperature: -20°C to 80°C - AWM -20°C to 75°C - CM
- Voltage rating: 300 volt
- Conductor: stranded tinned copper
- Insulation: color-coded premium PVC
- Nylon rip cord for ease of jacket stripping
- Jacket: Premium PVC for extended cable life

Applications:
- High technology applications in controlled environments
- Medical electronics
- Point-of-sale equipment
- Industrial process controls
- EIA RS232C interface

UL Listed

CSA Certified

✻ Conductors color coded per international standards: Brown, Blue, Green/Yellow

MULTICONDUCTOR, UNSHIELDED

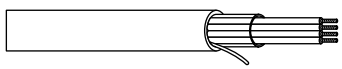

Alpha Type	No. of Cond.	Conductor AWG	Conductor Strand	100' Spools MOUSER STOCK NO.	100' Spools Price Per 100' Spool	500' Spools MOUSER STOCK NO.	500' Spools Price Per 500' Spool
5002C	2	22	7 x 30	602-5002C-100	78.00	602-5002C-500	351.00
5003C	3	22	7 x 30	602-5003C-100	94.00	602-5003C-500	423.00
5004C	4	22	7 x 30	602-5004C-100	118.00	602-5004C-500	531.00
5006C	6	22	7 x 30	602-5006C-100	132.00	602-5006C-500	594.00
5008C	8	22	7 x 30	602-5008C-100	174.00	602-5008C-500	783.00
5010C	10	22	7 x 30	602-5010C-100	192.00	602-5010C-500	864.00
5010/15C	15	22	7 x 30	602-5010/15C-100	286.00	602-5010/15C-500	1287.00
5052C	2	20	7 x 28	602-5052C-100	88.00	602-5052C-500	396.00
5053C	3	20	7 x 28	602-5053C-100	112.00	602-5053C-500	504.00
5054C	4	20	7 x 28	602-5054C-100	132.00	602-5054C-500	594.00
5056C	6	20	7 x 28	602-5056C-100	178.00	602-5056C-500	801.00
5058C	8	20	7 x 28	602-5058C-100	208.00	602-5058C-500	936.00
5060C	10	20	7 x 28	602-5060C-100	242.00	602-5060C-500	1089.00
5060/15C	15	20	7 x 28	602-5060/15C-100	374.00	602-5060/15C-500	1683.00
5062C	2	18	16 x 30	602-5062C-100	106.00	602-5062C-500	477.00
5062/1C	2✻	18	16 x 30	602-5062/1C-100	106.00	602-5062/1C-500	477.00
5063C	3	18	16 x 30	602-5063C-100	134.00	602-5063C-500	603.00
5063/1C	3✻	18	16 x 30	602-5063/1C-100	134.00	602-5063/1C-500	603.00
5064C	4	18	16 x 30	602-5064C-100	160.00	602-5064C-500	720.00
5066C	6	18	16 x 30	602-5066C-100	232.00	602-5066C-500	1044.00
5068C	8	18	16 x 30	602-5068C-100	278.00	602-5068C-500	1251.00
5070C	10	18	16 x 30	602-5070C-100	326.00	602-5070C-500	1467.00
5070/15C	15	18	16 x 30	602-5070/15C-100	498.00	602-5070/15C-500	2241.00
5072C	2	16	19 x 29	602-5072C-100	134.00	602-5072C-500	603.00
5073C	3	16	19 x 29	602-5073C-100	180.00	602-5073C-500	810.00
5073/1C	3	16	19 x 29	602-5073/1C-100	180.00	602-5073/1C-500	810.00
5074C	4✻	16	19 x 29	602-5074C-100	224.00	602-5074C-500	1008.00
5076C	6	16	19 x 29	602-5076C-100	298.00	602-5076C-500	1341.00
5078C	8	16	19 x 29	602-5078C-100	400.00	602-5078C-500	1800.00
5080C	10	16	19 x 29	602-5080C-100	552.00	602-5080C-500	2484.00
5080/15C	15	16	19 x 29	602-5080/15C-100	686.00	602-5080/15C-500	3087.00

FOIL SHIELD

Multiconductor

Alpha Type	No. of Cond.	Conductor AWG	Conductor Strand	100' Spools MOUSER STOCK NO.	100' Spools Price Per 100' Spool	500' Spools MOUSER STOCK NO.	500' Spools Price Per 500' Spool
5192C	2	22	7 x 30	602-5192C-100	100.00	602-5192C-500	450.00
5193C	3	22	7 x 30	602-5193C-100	118.00	602-5193C-500	531.00
5194C	4	22	7 x 30	602-5194C-100	134.00	602-5194C-500	603.00
5196C	6	22	7 x 30	602-5196C-100	168.00	602-5196C-500	756.00
5198C	8	22	7 x 30	602-5198C-100	192.00	602-5198C-500	864.00
5199/10C	10	22	7 x 30	602-5199/10C-100	232.00	602-5199/10C-500	1044.00
5199/15C	15	22	7 x 30	602-5199/15C-100	278.00	602-5199/15C-500	1251.00
5462C	2	20	7 x 28	602-5462C-100	116.00	602-5462C-500	522.00
5463C	3	20	7 x 28	602-5463C-100	134.00	602-5463C-500	603.00
5464C	4	20	7 x 28	602-5464C-100	154.00	602-5464C-500	693.00
5466C	6	20	7 x 28	602-5466C-100	192.00	602-5466C-500	864.00
5468C	8	20	7 x 28	602-5468C-100	224.00	602-5468C-500	1008.00
5470C	10	20	7 x 28	602-5470C-100	280.00	602-5470C-500	1260.00
5470/15C	15	20	7 x 28	602-5470/15C-100	378.00	602-5470/15C-500	1701.00
5382C	2	18	16 x 30	602-5382C-100	126.00	602-5382C-500	567.00
5383C	3	18	16 x 30	602-5383C-100	156.00	602-5383C-500	702.00
5384C	4	18	16 x 30	602-5384C-100	176.00	602-5384C-500	792.00
5386C	6	18	16 x 30	602-5386C-100	234.00	602-5386C-500	1053.00
5388C	8	18	16 x 30	602-5388C-100	304.00	602-5388C-500	1368.00
5390C	10	18	16 x 30	602-5390C-100	348.00	602-5390C-500	1566.00
5390/15C	15	18	16 x 30	602-5390/15C-100	498.00	602-5390/15C-500	2241.00
5362C	2	16	19 x 29	602-5362C-100	164.00	602-5362C-500	738.00
5363C	3	16	19 x 29	602-5363C-100	208.00	602-5363C-500	936.00
5364C	4	16	19 x 29	602-5364C-100	234.00	602-5364C-500	1053.00
5366C	6	16	19 x 29	602-5366C-100	322.00	602-5366C-500	864.00
5368C	8	16	19 x 29	602-5368C-100	424.00	602-5368C-500	1908.00
5370C	10	16	19 x 29	602-5370C-100	572.00	602-5370C-500	2574.00
5370/15C	15	16	19 x 29	602-5370/15C-100	742.00	602-5370/15C-500	3339.00

Multi-Pair

Alpha Type	No. of Pairs	Conductor AWG	Conductor Strand	100' Spools MOUSER STOCK NO.	100' Spools Price Per 100' Spool	500' Spools MOUSER STOCK NO.	500' Spools Price Per 500' Spool
5491C	1	24	7 x 32	602-5491C-100	100.00	602-5491C-500	450.00
5492C	2	24	7 x 32	602-5492C-100	132.00	602-5492C-500	594.00
5493C	3	24	7 x 32	602-5493C-100	164.00	602-5493C-500	738.00
5494C	4	24	7 x 32	602-5494C-100	184.00	602-5494C-500	828.00
5495C	5	24	7 x 32	602-5495C-100	220.00	602-5495C-500	990.00
5496C	6	24	7 x 32	602-5496C-100	246.00	602-5496C-500	1107.00
5499C	9	24	7 x 32	602-5499C-100	338.00	602-5499C-500	1521.00
5481C	1	22	7 x 30	602-5481C-100	106.00	602-5481C-500	477.00
5482C	2	22	7 x 30	602-5482C-100	134.00	602-5482C-500	603.00
5483C	3	22	7 x 30	602-5483C-100	170.00	602-5483C-500	765.00
5484C	4	22	7 x 30	602-5484C-100	202.00	602-5484C-500	909.00
5485C	5	22	7 x 30	602-5485C-100	232.00	602-5485C-500	1044.00
5486C	6	22	7 x 30	602-5486C-100	260.00	602-5486C-500	1170.00
5489C	9	22	7 x 30	602-5489C-100	382.00	602-5489C-500	1719.00

SUPRASHIELD™ (Foil Shield Plus Braid Shield)

Multiconductor

Alpha Type	No. of Cond.	Conductor AWG	Conductor Strand	100' Spools MOUSER STOCK NO.	100' Spools Price Per 100' Spool	500' Spools MOUSER STOCK NO.	500' Spools Price Per 500' Spool
5102C	2	22	7 x 30	602-5102C-100	148.00	602-5102C-500	665.00
5103C	3	22	7 x 30	602-5103C-100	166.00	602-5103C-500	747.00
5104C	4	22	7 x 30	602-5104C-100	176.00	602-5104C-500	792.00
5106C	6	22	7 x 30	602-5106C-100	214.00	602-5106C-500	963.00
5108C	8	22	7 x 30	602-5108C-100	250.00	602-5108C-500	1125.00
5110C	10	22	7 x 30	602-5110C-100	292.00	602-5110C-500	1314.00
5110/15C	15	22	7 x 30	602-5110/15C-100	412.00	602-5110/15C-500	1854.00
5152C	2	20	7 x 28	602-5152C-100	172.00	602-5152C-500	774.00
5153C	3	20	7 x 28	602-5153C-100	196.00	602-5153C-500	882.00
5154C	4	20	7 x 28	602-5154C-100	214.00	602-5154C-500	963.00
5156C	6	20	7 x 28	602-5156C-100	280.00	602-5156C-500	1260.00
5158C	8	20	7 x 28	602-5158C-100	308.00	602-5158C-500	1386.00
5160C	10	20	7 x 28	602-5160C-100	384.00	602-5160C-500	1728.00
5160/15C	15	20	7 x 28	602-5160/15C-100	542.00	602-5160/15C-500	2439.00
5162C	2	18	16 x 30	602-5162C-100	194.00	602-5162C-500	873.00
5162/1C	2✻	18	16 x 30	602-5162/1C-100	194.00	602-5162/1C-500	873.00
5163C	3	18	16 x 30	602-5163C-100	226.00	602-5163C-500	1017.00
5163/1C	3✻	18	16 x 30	602-5163/1C-100	226.00	602-5163/1C-500	1017.00
5164C	4	18	16 x 30	602-5164C-100	254.00	602-5164C-500	1143.00
5166C	6	18	16 x 30	602-5166C-100	334.00	602-5166C-500	1503.00
5168C	8	18	16 x 30	602-5168C-100	408.00	602-5168C-500	1836.00
5170C	10	18	16 x 30	602-5170C-100	486.00	602-5170C-500	2187.00
5170/15C	15	18	16 x 30	602-5170/15C-100	700.00	602-5170/15C-500	3150.00
5172C	2	16	19 x 29	602-5172C-100	220.00	602-5172C-500	990.00
5173C	3	16	19 x 29	602-5173C-100	286.00	602-5173C-500	1287.00
5174C	4	16	19 x 29	602-5174C-100	316.00	602-5174C-500	1422.00
5176C	6	16	19 x 29	602-5176C-100	424.00	602-5176C-500	1908.00
5178C	8	16	19 x 29	602-5178C-100	564.00	602-5178C-500	2538.00
5180C	10	16	19 x 29	602-5180C-100	668.00	602-5180C-500	3006.00
5180/15C	15	16	19 x 29	602-5180/15C-100	964.00	602-5180/15C-500	4338.00

Multi-Pair

Alpha Type	No. of Pairs	Conductor AWG	Conductor Strand	100' Spools MOUSER STOCK NO.	100' Spools Price Per 100' Spool	500' Spools MOUSER STOCK NO.	500' Spools Price Per 500' Spool
5271C	1	24	7 x 32	602-5271C-100	138.00	602-5271C-500	621.00
5272C	2	24	7 x 32	602-5272C-100	174.00	602-5272C-500	783.00
5273C	3	24	7 x 32	602-5273C-100	216.00	602-5273C-500	972.00
5274C	4	24	7 x 32	602-5274C-100	258.00	602-5274C-500	1161.00
5275C	5	24	7 x 32	602-5275C-100	304.00	602-5275C-500	1368.00
5276C	6	24	7 x 32	602-5276C-100	316.00	602-5276C-500	1422.00
5279C	9	24	7 x 32	602-5279C-100	420.00	602-5279C-500	1890.00
5121C	1	22	7 x 30	602-5121C-100	140.00	602-5121C-500	630.00
5122C	2	22	7 x 30	602-5122C-100	192.00	602-5122C-500	864.00
5123C	3	22	7 x 30	602-5123C-100	242.00	602-5123C-500	1089.00
5124C	4	22	7 x 30	602-5124C-100	278.00	602-5124C-500	1251.00
5125C	5	22	7 x 30	602-5125C-100	332.00	602-5125C-500	1494.00
5126C	6	22	7 x 30	602-5126C-100	368.00	602-5126C-500	1656.00
5129C	9	22	7 x 30	602-5129C-100	492.00	602-5129C-500	2214.00

NEW THIS ISSUE NEW THIS ISSUE NEW THIS ISSUE NEW THIS ISSUE NEW THIS ISSUE

Communication and Control Cable

MULTICONDUCTOR, UNSHIELDED

UL Type CM, UL AWM 2576, CSA PCC FT4, 300 Volt

Alpha Type	No. of Cond.	Conductor AWG	Conductor Strand	O.D. (In.)	100' Spools MOUSER STOCK NO.	100' Spools Price Per 100' Spool	500' Spools MOUSER STOCK NO.	500' Spools Price Per 500' Spool	1000' Spools MOUSER STOCK NO.	1000' Spools Price Per 1000' Spool
1172C	2	22	7 x 30	.16	**602-1172C-100**	**13.61**	**602-1172C-500**	**41.90**	**602-1172C-1000**	**79.80**
1173C	3	22	7 x 30	.17	**602-1173C-100**	**17.71**	**602-1173C-500**	**56.23**	**602-1173C-1000**	**107.10**
1174C	4	22	7 x 30	.19	**602-1174C-100**	**19.57**	**602-1174C-500**	**68.36**	**602-1174C-1000**	**130.20**
1175C	5	22	7 x 30	.20	**602-1175C-100**	**23.81**	**602-1175C-500**	**100.04**	**602-1175C-1000**	**190.55**
1178C	8	22	7 x 30	.22	**602-1178C-100**	**30.94**	**602-1178C-500**	**138.63**	**602-1178C-1000**	**264.05**
1180C	10	22	7 x 30	.26	**602-1180C-100**	**35.71**	**602-1180C-500**	**168.34**	**602-1180C-1000**	**320.63**
1181C	12	22	7 x 30	.28	**602-1181C-100**	**62.80**	**602-1181C-500**	**331.07**	**602-1181C-1000**	**630.59**
1181/25C	25	22	7 x 30	.36	**602-1181/25C-100**	**79.20**	**602-1181/25C-500**	**454.23**	**602-1181/25C-1000**	**865.20**

Specifications:
- Jacket: gray PVC
- Insulation: color-coded PVC
- Conductor: stranded tinned copper

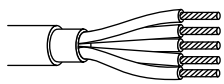

UL Type CM, UL AWM 2509, UL CSA PCC FT4, 300 Volt

					100' Spools		500' Spools		1000' Spools	
1895C	2	20	7 x 28	.18	**602-1895C-100**	**15.86**	**602-1895C-500**	**57.18**	**602-1895C-1000**	**108.91**
1896C	3	20	7 x 28	.19	**602-1896C-100**	**18.07**	**602-1896C-500**	**81.99**	**602-1896C-1000**	**156.18**
1896/4C	4	20	7 x 28	.21	**602-1896/4C-100**	**24.61**	**602-1896/4C-500**	**104.34**	**602-1896/4C-1000**	**198.74**
1897C	2	18	16 x 30	.20	**602-1897C-100**	**18.50**	**602-1897C-500**	**79.08**	**602-1897C-1000**	**150.61**
1898C	3	18	16 x 30	.21	**602-1898C-100**	**25.09**	**602-1898C-500**	**113.86**	**602-1898C-1000**	**216.87**
1898/4C	4	18	16 x 30	.24	**602-1898/4C-100**	**29.09**	**602-1898/4C-500**	**142.31**	**602-1898/4C-1000**	**271.05**

MULTIPAIR, UNSHIELDED

UL Type CM, UL AWM 2576, CSA PCC FT4, 150 Volt

Alpha Type	No. of Pairs	Conductor AWG	Conductor Strand	O.D. (In.)	1000' Spools MOUSER STOCK NO.	1000' Spools Price Per 1000' Spool
1302C	2	22	Solid	.21	**602-1302C-1000**	**166.19**
1304C	3	22	Solid	.22	**602-1304C-1000**	**261.85**
1305C	4	22	Solid	.24	**602-1305C-1000**	**346.48**
1317C	2	22	7 x 30	.22	**602-1317C-1000**	**186.77**
1318C	3	22	7 x 30	.24	**602-1318C-1000**	**259.85**
1319C	4	22	7 x 30	.26	**602-1319C-1000**	**335.69**

Specifications:
- Jacket: gray PVC
- Insulation: color-coded PVC
- Conductor: stranded tinned copper



MULTICONDUCTOR, SHIELDED

Foil Shield, UL Type CM, UL AWM 2092, 2093, 2094, CSA PCC FT4, 300 Volt

Alpha Type	No. of Cond.	Conductor AWG	Conductor Strand	O.D. (In.)	100' Spools MOUSER STOCK NO.	100' Spools Price Per 100' Spool	500' Spools MOUSER STOCK NO.	500' Spools Price Per 500' Spool	1000' Spools MOUSER STOCK NO.	1000' Spools Price Per 1000' Spool
2400C	2	24	7 x 32	.16	**602-2400C-100**	**14.54**	**602-2400C-500**	**53.73**	**602-2400C-1000**	**102.33**
2401C	2	22	7 x 30	.17	**602-2401C-100**	**14.27**	**602-2401C-500**	**57.82**	**602-2401C-1000**	**110.14**
2403C	3	22	7 x 30	.18	**602-2403C-100**	**16.92**	**602-2403C-500**	**70.00**	**602-2403C-1000**	**133.33**
2404C	4	22	7 x 30	.20	**602-2404C-100**	**20.93**	**602-2404C-500**	**81.41**	**602-2404C-1000**	**155.05**
2411C	2	20	7 x 28	.18	**602-2411C-100**	**18.04**	**602-2411C-500**	**70.17**	**602-2411C-1000**	**133.65**
2413C	3	20	7 x 28	.20	**602-2413C-100**	**19.57**	**602-2413C-500**	**76.11**	**602-2413C-1000**	**144.97**
2414C	4	20	7 x 28	.22	**602-2414C-100**	**23.99**	**602-2414C-500**	**93.30**	**602-2414C-1000**	**177.71**
2421C	2	18	16 x 30	.21	**602-2421C-100**	**20.23**	**602-2421C-500**	**78.70**	**602-2421C-1000**	**149.89**
2423C	3	18	16 x 30	.23	**602-2423C-100**	**23.27**	**602-2423C-500**	**103.01**	**602-2423C-1000**	**196.20**
2432C	2	16	19x.0117	.24	**602-2432C-100**	**30.13**	**602-2432C-500**	**117.18**	**602-2432C-1000**	**223.20**

Specifications:
- Jacket: gray PVC
- Insul.: color-coded polyethylene (PE)
- Shield: aluminum/polyester tape (100% coverage)
- Conductor: stranded tinned copper

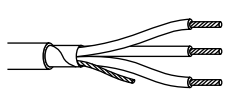

Foil Shield, UL Type CM, UL AWM 2576, CSA PCC FT4

					100' Spools		500' Spools		1000' Spools	
1214C	4	24	7 x 32	.18	**602-1214C-100**	**21.60**	**602-1214C-500**	**89.16**	**602-1214C-1000**	**169.82**
1219/25C	25	24	7 x 32	.33	**602-1219/25C-100**	**72.00**	**602-1219/25C-500**	**354.38**	**602-1219/25C-1000**	**675.00**

MULTIPAIR, SHIELDED

Foil Shield, UL Type CM, UL AWM 2464, CSA PCC FT4, 300 Volt

Alpha Type	No. of Pairs	Conductor AWG	Conductor Strand	O.D. (In.)	100' Spools MOUSER STOCK NO.	100' Spools Price Per 100' Spool	500' Spools MOUSER STOCK NO.	500' Spools Price Per 500' Spool	1000' Spools MOUSER STOCK NO.	1000' Spools Price Per 1000' Spool
5471C	1	24	7 x 32	.16	**602-5471C-100**	**17.44**	**602-5471C-500**	**56.36**	**602-5471C-1000**	**107.35**
5472C	2	24	7 x 32	.21	**602-5472C-100**	**21.17**	**602-5472C-500**	**73.50**	**602-5472C-1000**	**140.00**
5473C	3	24	7 x 32	.23	**602-5473C-100**	**26.98**	**602-5473C-500**	**100.44**	**602-5473C-1000**	**191.32**
5474C	4	24	7 x 32	.24	**602-5474C-100**	**34.11**	**602-5474C-500**	**133.52**	**602-5474C-1000**	**254.32**

Specifications:
- Jacket: gray PVC
- Insulation: color-coded PVC
- Shield: aluminum/polyester tape (100% coverage)
- Conductor: stranded tinned copper

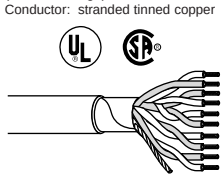

Foil Shield, UL Type CM, UL AWM 2464, CSA PCC FT4, 300 Volt

					100' Spools		500' Spools		1000' Spools	
5902C	2	22	Solid	.22	- - - - -	- - -	**602-5902C-500**	**104.99**	**602-5902C-1000**	**200.66**
5905C	4	22	Solid	.26	**602-5905C-100**	**37.57**	**602-5905C-500**	**149.82**	**602-5905C-1000**	**285.37**

Foil/Braid Shield, UL Type CM, UL AWM 2464, CSA PCC FT4, 300 Volt

- Jacket: gray PVC
- Insulation: color-coded SR-PVC
- Shield: aluminum-polyester/65% tinned copper braid
- Conductor: stranded tinned copper

					100' Spools		500' Spools		1000' Spools	
6362	2	24	7 x 32	.23	**602-6362-100**	**30.35**	**602-6362-500**	**134.67**	**602-6362-1000**	**256.52**
6363	3	24	7 x 32	.25	**602-6363-100**	**35.66**	**602-6363-500**	**158.20**	**602-6363-1000**	**301.34**
6364	4	24	7 x 32	.28	**602-6364-100**	**60.80**	**602-6364-500**	**257.43**	**602-6364-1000**	**490.34**



Foil Shielded, Low Cap, UL Type CM, UL AWM 2919, CSA PCC FT1, 300 Volt

- Jacket: gray PVC
- Insulation: color-coded polyethylene
- Shield: aluminum/polyester tape
- Conductor: stranded tinned copper

					100' Spools		500' Spools		1000' Spools	
6301	6	24	7 x 32	.342	**602-6301-100**	**41.51**	**602-6301-500**	**198.41**	**602-6301-1000**	**377.91**
6304	12 1/2	24	7 x 32	.445	**602-6304-100**	**83.70**	**602-6304-500**	**371.41**	**602-6304-1000**	**707.44**

Communication and Control Cable

MULTIPAIR, SHIELDED Individually Foil Shielded, UL Type CM, UL AWM 2493, CSA PCC FT4, 300V

Applications: • Audio, pulse or RF signal transmission • Computer or electronic peripheral interconnectors where high levels of noise are anticipated

Alpha Type	No. of Pairs	Conductor AWG	Conductor Strand	O.D. (In.)	100' Spools MOUSER STOCK NO.	100' Spools Price Per 100' Spool	500' Spools MOUSER STOCK NO.	500' Spools Price Per 500' Spool	1000' Spools MOUSER STOCK NO.	1000' Spools Price Per 1000' Spool
6010C	3	22	7 x 30	.31	602-6010C-100	38.10	602-6010C-500	139.86	602-6010C-1000	266.40
6012C	6	22	7 x 30	.39	602-6012C-100	66.11	602-6012C-500	259.88	602-6012C-1000	495.00

Individually Foil Shielded, UL Type CM, UL AWM 2717, CSA PCC FT4, 400 Volt

2466C	2	22	7 x 30	.16	602-2466C-100	23.81	602-2466C-500	71.82	602-2466C-1000	136.80

Specifications:
- Jacket: gray PVC
- Insul.: color-coded polypropylene (PP)
- Shield: aluminum/polyester tape
- Conductor: stranded tinned copper

FIRE ALARM, UNSHIELDED

• Fire alarm systems • In plenum and ducts without conduit • Industrial control systems • Power limited circuit cable

UL Type 1424, Type FPLP, PVC Plenum

Alpha Type	No. of Cond.	AWG Size	O.D. (In.)	500' Box MOUSER STOCK NO.	500' Box Price Per 500' Box	1000' Box MOUSER STOCK NO.	1000' Box Price Per 1000' Box	1000' Spool MOUSER STOCK NO.	1000' Spool Price Per 1000' Spool
6513	2	18	.138	602-6513-500BX	66.15	602-6513-1000BX	126.00	602-6513-1000	126.00
6514	4	18	.155	602-6514-500BX	120.96	602-6514-1000BX	230.40	602-6514-1000	230.40
6515	2	16	.156	602-6515-500BX	107.73	602-6515-1000BX	205.20	602-6515-1000	205.20
6516	4	16	.187	602-6516-500BX	165.38	602-6516-1000BX	315.00	602-6516-1000	315.00
6517	2	14	.190	- - - - -	- - - - -	- - - - -	- - - - -	602-6517-1000	266.40
6518	2	12	.222	- - - - -	- - - - -	- - - - -	- - - - -	602-6518-1000	356.40

UL Standard 1424, Type FPLR • Fire alarm systems • Smoke detectors • Burglar alarms • Power limited circuit cable • Voice communications • Signaling

6501	2	18	.147	602-6501-500BX	38.75	602-6501-1000BX	73.80	602-6501-1000	73.80
6502	4	18	.171	602-6502-500BX	83.16	602-6502-1000BX	158.40	602-6502-1000	158.40
6503	2	16	.178	602-6503-500BX	70.88	602-6503-1000BX	135.00	602-6503-1000	135.00
6504	4	16	.211	602-6504-500BX	118.13	602-6504-1000BX	225.00	602-6504-1000	225.00
6505	2	14	.216	- - - - -	- - - - -	- - - - -	- - - - -	602-6505-1000	201.60
6506	2	12	.260	- - - - -	- - - - -	- - - - -	- - - - -	602-6506-1000	313.20

Specifications FPLP:
- Jacket: red plenum-rated PVC
- Insulation: plenum-rated PVC
- Conductor: solid bare copper

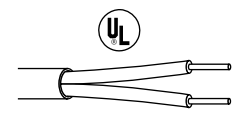

Specifications FPLR:
- Jacket: unshielded FPLR red PVC
- Insulation: PVC
- Conductor: solid bare copper

FIRE ALARM, FOIL SHIELDED UL Type 1424, Type FPLP, PVC Plenum, NEC Article 760

• Jacket: red plenum-rated PVC

Alpha Type	No. of Cond.	AWG Size	O.D. (In.)	500' Box MOUSER STOCK NO.	500' Box Price Per 500' Box	1000' Box MOUSER STOCK NO.	1000' Box Price Per 1000' Box	1000' Spool MOUSER STOCK NO.	1000' Spool Price Per 1000' Spool
6519	2	18	.138	602-6519-500BX	87.89	602-6519-1000BX	167.40	602-6519-1000	167.40
6520	4	18	.155	602-6520-500BX	139.86	602-6520-1000BX	266.40	602-6520-1000	266.40
6521	2	16	.156	602-6521-500BX	120.96	602-6521-1000BX	230.40	602-6521-1000	230.40
6522	4	16	.187	602-6522-500BX	182.39	602-6522-1000BX	347.40	602-6522-1000	347.40
6523	2	14	.190	- - - - -	- - - - -	- - - - -	- - - - -	602-6523-1000	320.40
6524	2	12	.222	- - - - -	- - - - -	- - - - -	- - - - -	602-6524-1000	486.00

UL Standard 1424, Type FPLR, NEC Article 760 • Jacket: unshielded FPLR red PVC

6507	2	18	.147	602-6507-500BX	52.92	602-6507-1000BX	100.80	602-6507-1000	100.80
6508	4	18	.171	602-6508-500BX	103.95	602-6508-1000BX	198.00	602-6508-1000	198.00
6509	2	16	.178	602-6509-500BX	75.60	602-6509-1000BX	144.00	602-6509-1000	144.00
6510	4	16	.211	602-6510-500BX	148.37	602-6510-1000BX	282.60	602-6510-1000	282.60
6511	2	14	.216	- - - - -	- - - - -	- - - - -	- - - - -	602-6511-1000	264.60
6512	2	12	.260	- - - - -	- - - - -	- - - - -	- - - - -	602-6512-1000	324.00

Specifications:
- Shield: aluminum polyester (100%)
- Conductor: solid bare copper

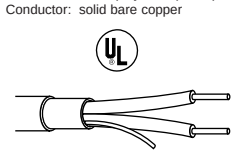

Applications:
- Fire alarm systems
- Smoke detectors
- Burglar alarms
- Power limited circuit cable
- Voice communications
- Signaling
- Indoor-nonconduit per NEC

PLENUM RATED MULTICONDUCTOR, FOIL SHIELD

UL Standard 13, Type CL2P, CSA PCC FT6, NEC Article 725, 150V

Alpha Type	Conductor	Conductor AWG	Conductor Strand	O.D. (In.)	500' Spools MOUSER STOCK NO.	500' Spools Price Per 500' Spool	1000' Spools MOUSER STOCK NO.	1000' Spools Price Per 1000' Spool
58411	2 cond.	22	7 x 30	.122	602-58411-500	151.20	602-58411-1000	288.00
58113	3 cond.	22	7 x 30	.131	602-58113-500	168.21	602-58113-1000	320.40
58114	4 cond.	22	7 x 30	.140	602-58114-500	187.11	602-58114-1000	356.40
58116	6 cond.	22	7 x 30	.158	602-58116-500	255.15	602-58116-1000	486.00
58421	2 cond.	20	7 x 28	.138	602-58421-500	167.27	602-58421-1000	318.60
58124	4 cond.	20	7 x 28	.160	602-58124-500	251.37	602-58124-1000	478.00
58126	6 cond.	20	7 x 28	.181	602-58126-500	345.87	602-58126-1000	658.80
58431	2 cond.	18	7 x .0152	.158	602-58431-500	205.07	602-58431-1000	390.60
58134	4 cond.	18	7 x .0152	.183	602-58134-500	325.08	602-58134-1000	619.20

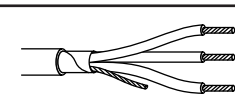

• Shield: overall foil (aluminum mylar)

Specifications:
- Jacket: gray plenum-rated PVC
- Insulation: color-coded plenumrated PVC
- Conductor: stranded bare copper

Applications:
- Remote control
- Intercom systems
- Burglar alarm systems
- Signaling and power-limited circuits
- Cash registers
- CRT-to-control interface
- Other low voltage systems

PLENUM RATED MULTIPAIR, FOIL SHIELD UL Standard 13, Type CL2P, CSA PC FT6, NEC Article 725, 150V

57602	2 pair	24	7 x 32	.157	602-57602-500	143.64	602-57602-1000	273.60
57603	3 pair	24	7 x 32	.167	602-57603-500	185.22	602-57603-1000	352.80
57604	4 pair	24	7 x 32	.182	602-57604-500	264.60	602-57604-1000	504.00
58412	2 pair	22	7 x 30	.177	602-58412-500	242.87	602-58412-1000	462.60
58413	3 pair	22	7 x 30	.174	602-58413-500	272.16	602-58413-1000	518.40
58414	4 pair	22	7 x 30	.196	602-58414-500	335.48	602-58414-1000	639.00
58415	5 pair	22	7 x 30	.215	- - - - -	- - - - -	602-58415-1000	759.60
58416	6 pair	22	7 x 30	.232	602-58416-500	493.29	602-58416-1000	939.60
57632	2 pair	20	7 x 28	.196	602-57632-500	188.06	602-57632-1000	358.20
57634	4 pair	20	7 x 28	.230	602-57634-500	285.39	602-57634-1000	543.60

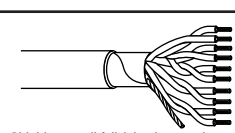

• Shield: overall foil (aluminum polyester)

TEST LEAD WIRE

Alpha Type	Conductor AWG	Conductor Strand	Color	Working Voltage	O.D. (In.)	100' Spools MOUSER STOCK NO.	100' Spools Price Per 100' Spool	1000' Spools MOUSER STOCK NO.	1000' Spools Price Per 1000' Spool
1632	20	41 x 36	Red	1500	.125	602-1632-100-03	19.00	602-1632-1000-03	180.00
1632	20	41 x 36	Black	1500	.125	602-1632-100-02	19.00	602-1632-1000-02	180.00
1635	20	41 x 36	Red	3000	.140	602-1635-100-03	28.50	602-1635-1000-03	195.00
1635	20	41 x 36	Black	3000	.140	602-1635-100-02	28.50	602-1635-1000-02	195.00
1636	18	65 x 36	Red	5000	.140	602-1636-100-03	26.60	602-1636-1000-03	207.50
1636	18	65 x 36	Black	5000	.140	602-1636-100-02	26.60	602-1636-1000-02	207.50
1638	18	65 x 36	Red	10,000	.230	602-1638-100-03	36.10	602-1638-1000-03	357.50
1638	18	65 x 36	Black	10,000	.230	602-1638-100-02	36.10	602-1638-1000-02	357.50

Specifications:
- Rubber insulated
- Conductor: stranded tinned copper
- Operating temperature: -30°C to 90°C



Belden Video Cables

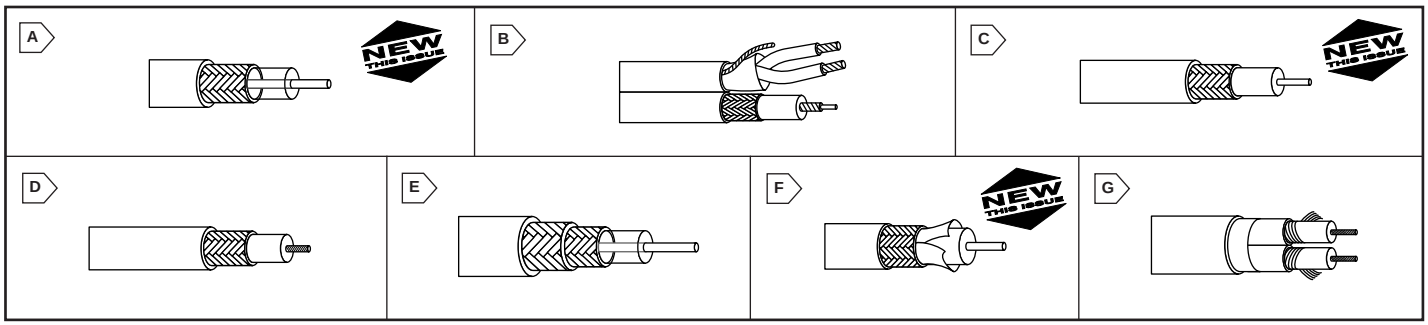

Brilliance® 50Ω TRANSMISSION CABLE

RG-58

• 95% shield coverage, Tinned copper braid, black PVC jacket

Belden Type	Fig.	Description	AWG (Stranding)	Nominal O.D. (In.)	100' Spools MOUSER STOCK NO.	100' Spools Price Per 100' Spool	500' Spools MOUSER STOCK NO.	500' Spools Price Per 500' Spool	1000' Spools MOUSER STOCK NO.	1000' Spools Price Per 1000' Spool
8259	A	50Ω transmission cable, RG58 A/U	20 (19 x 33)	.193	**566-8259-100**	**29.00**	**566-8259-500**	**102.66**	**566-8259-1000**	**179.80**

RG-58, Non-Contaminating Jacket

• 95% shield coverage, Tinned copper braid, black PVC jacket

8262	A	50Ω transmission cable, RG58 C/U	20 (19 x 33)	.195	**566-8262-100**	**41.00**	**566-8262-500**	**145.14**	**566-8262-1000**	**254.20**

Brilliance® AUDIO AND VIDEO COMPOSITE CAMERA CABLE

RG59, Twisted Pair, Shielded

• Nominal impedance 2 conductor: 35Ω
• Nominal impedance 1 coax: 75Ω
• Black PVC jacket
• Beldfoil shield (twisted pair)
• Bare copper shield (coaxial)

Belden Type	Fig.	Description	NEC Type	Coax O.D. (In.)	Nominal O.D. (In.)	100' Spools MOUSER STOCK NO.	100' Spools Price Per 100' Spool	500' Spools MOUSER STOCK NO.	500' Spools Price Per 500' Spool	1000' Spools MOUSER STOCK NO.	1000' Spools Price Per 1000' Spool
9265	B	Siamese RG-59/U +22 AWG (7 x 30)	CL2	.242	.242 x .445	**566-9265-100**	**75.00**	**566-9265-500**	**265.50**	**566-9265-1000**	**465.00**

STANDARD ANALOG VIDEO COAX AND CCTV WIRE

RG-59, Shielded

• Nominal impedance: 75Ω
• Black PVC jacket
• 95% Shield coverage
• Bare Copper braid

✻ 100% sweep tested 5-450MHz

Belden Type	Fig.	NEC Type	AWG (Stranding)	Nominal O.D. (In.)	Nominal Impedance (Ω)	100' Spools MOUSER STOCK NO.	100' Spools Price Per 100' Spool	500' Spools MOUSER STOCK NO.	500' Spools Price Per 500' Spool	1000' Spools MOUSER STOCK NO.	1000' Spools Price Per 1000' Spool
8241	A	CL2X	23 (solid)	.242	75	**566-8241-100**	**25.75**	**566-8241-500**	**87.55**	**566-8241-1000**	**159.65**
8241F	A	- - -	22 (7 x 30)	.242	75	**566-8241F-100**	**38.00**	**566-8241F-500**	**134.52**	**566-8241F-1000**	**235.60**
82241	C	CMP	23 (solid)	.193	75	**566-82241-100**	**113.50**	**566-82241-500**	**385.90**	**566-82241-1000**	**703.70**
9259	D	CL2	22 (7 x 30)	.242	75	**566-9259-100**	**34.25**	**566-9259-500**	**121.25**	**566-9259-1000**	**212.35**
✻ **9274**	C	CM	20 (solid)	.240	75	**566-9274-100**	**42.50**	**566-9274-500**	**150.45**	**566-9274-1000**	**263.50**
1426A	C	CM	20 (solid)	.242	75	**566-1426A-100**	**27.50**	**566-1426A-500**	**97.35**	**566-1426A-1000**	**170.50**

RG-6, 75Ω Impedance

• 100% Duofoil® (aluminum polyester foil) coverage +60% tinned copper braid
• 100% Sweep Tested, 5-450MHz
• Black PVC jacket

9248	F	CL2	18 (solid)	.274	75	**566-9248-100**	**37.50**	**566-9248-500**	**132.75**	**566-9248-1000**	**232.50**

PRECISION VIDEO INTERCONNECTS

75Ω Impedance

• 98% shield coverage
• Tinned copper double braid

Belden Type	Fig.	Description	AWG (Stranding)	Nominal O.D. (In.)	Per Foot MOUSER STOCK NO.	Per Foot Price Per Foot	100' Spools MOUSER STOCK NO.	100' Spools Price Per 100' Spool	500' Spools MOUSER STOCK NO.	500' Spools Price Per 500' Spool	1000' Spools MOUSER STOCK NO.	1000' Spools Price Per 1000' Spool
8281	E	Blk polyethylene jacket	20 (Solid)	.305	**566-8281-FT**	**1.10**	**566-8281-100**	**83.50**	**566-8281-500**	**283.90**	**566-8281-1000**	**517.70**
8281F	E	Flexible version of 8281	22 (7 x 29)	.305	**566-8281F-FT**	**1.35**	**566-8281F-100**	**102.50**	**566-8281F-500**	**362.85**	**566-8281F-1000**	**635.50**

• 100% shield coverage
• Gas injected foam polyethylene

1505A	F	Blk polyethylene jacket	20 (Solid)	.235	- - - - -	- - -	**566-1505A-100**	**32.40**	**566-1505A-500**	**144.00**	**566-1505A-1000**	**270.00**
1694A	F	Blk polyethylene jacket	18 (Solid)	.275	- - - - -	- - -	**566-1694A-100**	**38.34**	**566-1694A-500**	**170.40**	**566-1694A-1000**	**319.50**

Brilliance® S-VHS PRECISION VIDEO CABLE

Shielded, SVHS Cable

• Round Construction
• High Flex Design
• Tinned copper, overall black matte PVC jacket, 90% shield coverage

Belden Type	Fig.	Description	Nominal Imp. (Ω)	AWG (Stranding)	Nominal O.D. (In.)	Per Foot MOUSER STOCK NO.	Per Foot Price Per Foot	100' Spools MOUSER STOCK NO.	100' Spools Price Per 100' Spool
1808A	G	Tinned copper, overall black matte PVC jacket, 90% shield coverage	75	30 (7 x 38)	.255	**566-1808A-FT**	**1.86**	**566-1808A-100**	**141.00**

Belden CATV / MATV Coaxial and Line Level Cables

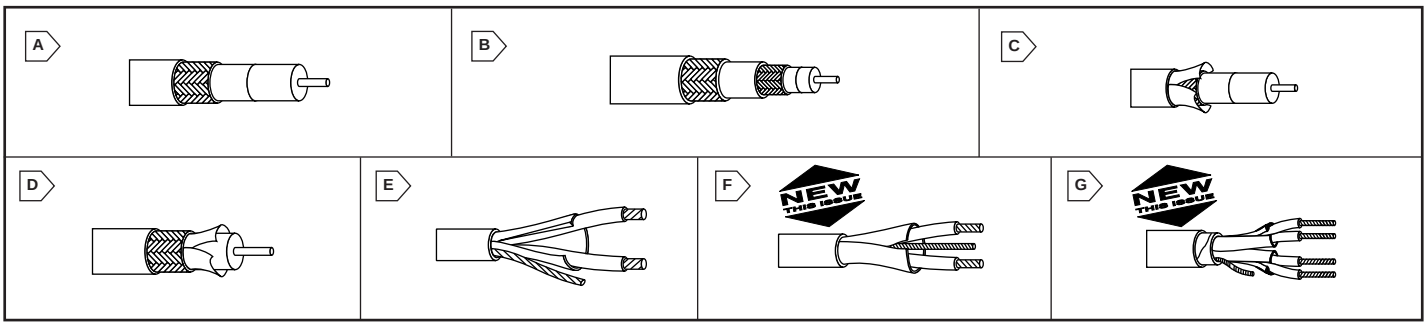

CABLE TELEVISION CABLE (CATV)

RG- 59

- AWG: 20 (solid)
- Black PVC jacket
- 9104: 100% Sweep Tested from 5MHz-1000MHz
- 1186A: 100% Sweep Tested from 5MHz-1GHz, SRL 20dB minimum

Belden Type	Fig.	Description	NEC Type	Nominal O.D. (In.)	100' Spools MOUSER STOCK NO.	Price Per 100' Spool	500' Spools MOUSER STOCK NO.	Price Per 500' Spool	1000' Spools MOUSER STOCK NO.	Price Per 1000' Spool
9104	A	Duobond II® +67% aluminum braid	CATV/CL2	.242	**566-9104-100**	**15.50**	**566-9104-500**	**54.87**	**566-9104-1000**	**96.10**
Quad Shielded Cable Television Cable (CATV)										
1186A	B	Duobond II® +65% alum. braid +Duodoil® tape +45% alum.	CATV	.265	**566-1186A-100**	**24.50**	**566-1186A-500**	**86.73**	**566-1186A-1000**	**151.90**

RG-6

- AWG: 18 (solid)
- Black PVC jacket
- 9116: 100% Sweep Tested from 5MHz-1000MHz
- 9118 and 1189A: 100% Sweep Tested from 5MHz-1GHz, SRL 20dB minimum

Belden Type	Fig.	Description	NEC Type	Nominal O.D. (In.)	100' Spools MOUSER STOCK NO.	Price Per 100' Spool	500' Spools MOUSER STOCK NO.	Price Per 500' Spool	1000' Spools MOUSER STOCK NO.	Price Per 1000' Spool
9116	A	Duobond II® +61% aluminum braid	CATV/CL2	.275	**566-9116-100**	**18.00**	**566-9116-500**	**63.72**	**566-9116-1000**	**111.60**
9118	C	Duobond III® +61% aluminum braid, + alum. polyester foil	CATV	.275	**566-9118-100**	**22.00**	**566-9118-500**	**77.88**	**566-9118-1000**	**136.40**
Quad Shielded Cable Television Cable (CATV)										
1189A	B	Duobond II® +60% alum. braid +Duofoil® tape +40% alum.	CATV/CL2	.295	**566-1189A-100**	**25.25**	**566-1189A-500**	**89.39**	**566-1189A-1000**	**156.55**

RG-11 Quad Shielded

- AWG: 18 (solid)
- Black PVC jacket
- 100% Sweep Tested from 5MHz-1GHz, SRL 20dB minimum

Belden Type	Fig.	Description	NEC Type	Nominal O.D. (In.)	100' Spools MOUSER STOCK NO.	Price Per 100' Spool	500' Spools MOUSER STOCK NO.	Price Per 500' Spool	1000' Spools MOUSER STOCK NO.	Price Per 1000' Spool
1617A	B	Duobond II® +60% alum. braid +Duofoil® tape +40% alum.	CATV	.413	**566-1617A-100**	**69.75**	**566-1617A-500**	**246.92**	**566-1617A-1000**	**432.45**

Duobond II® = Laminated shielding tape consisting of heat sensitive adhesive, aluminum foil, polyester, and aluminum foil.
Duobond III® = (Tri shield) Duobond II® design plus a surrounding layer of Duofoil®.
Duofoil® = Belden trademark for a shield in which metallic foil is applied to both sides of a supporting plastic film.

MASTER ANTENNA TELEVISION CABLE (MATV)

Duobond II® = Laminated shielding tape consisting of heat sensitive adhesive, aluminum foil, polyester, and aluminum foil.
Duobond III® = (Tri shield) Duobond II® design plus a surrounding layer of Duofoil®.
Duofoil® = Belden trademark for a shield in which metallic foil is applied to both sides of a supporting plastic film.

RG-59, Shielded

- Nominal impedance: 75Ω
- Black PVC jacket

Belden Type	Fig.	Description	NEC Type	Nominal O.D. (In.)	100' Spools MOUSER STOCK NO.	Price Per 100' Spool	500' Spools MOUSER STOCK NO.	Price Per 500' Spool	1000' Spools MOUSER STOCK NO.	Price Per 1000' Spool
9275	D	Duofoil® +40% aluminum braid, 100% shield	CATV	.237	**566-9275-100**	**14.50**	**566-9275-500**	**51.33**	**566-9275-1000**	**89.90**
9100	A	Duobond II® +40% aluminum braid, 100% shield	CATV	.237	**566-9100-100**	**14.50**	**566-9100-500**	**51.33**	**566-9100-1000**	**89.90**

RG-6

- Nominal impedance: 75Ω
- Nominal O.D.: .275"
- Black PVC jacket

Belden Type	Fig.	Description	NEC Type	100' Spools MOUSER STOCK NO.	Price Per 100' Spool	500' Spools MOUSER STOCK NO.	Price Per 500' Spool	1000' Spools MOUSER STOCK NO.	Price Per 1000' Spool
9114	A	Duobond II® +40% alum. braid, 100% shield sweep tested 5-1000MHz	CATV	**566-9114-100**	**17.75**	**566-9114-500**	**62.84**	**566-9114-1000**	**110.05**

RG-11

- Nominal impedance: 75Ω
- Black PVC jacket

Belden Type	Fig.	Description	Nominal O.D. (In.)	100' Spools MOUSER STOCK NO.	Price Per 100' Spool	500' Spools MOUSER STOCK NO.	Price Per 500' Spool	1000' Spools MOUSER STOCK NO.	Price Per 1000' Spool
9011	D	Duofoil® +40% alum. braid, 100% shield, sweep tested 5-1000MHz	.405	**566-9011-100**	**93.50**	**566-9011-500**	**292.05**	**566-9011-1000**	**483.60**

Brilliance® LINE LEVEL ANALOG AUDIO CABLES

Shielded, Twisted Pairs

- Tinned copper
- Beldfoil® Aluminum-polyester shield

Belden Type	Fig.	Description	NEC Type	No. of Pairs	AWG (Stranding)	Nominal O.D. (In.)	100' Spools MOUSER STOCK NO.	Price Per 100' Spool	500' Spools MOUSER STOCK NO.	Price Per 500' Spool	1000' Spools MOUSER STOCK NO.	Price Per 1000' Spool
8451	E	Black PVC jacket	CM	1	22 (7 x 30)	.138	**566-8451-100**	**18.50**	**566-8451-500**	**65.49**	**566-8451-1000**	**114.70**
9451	F	Bonded jacket and shield	CM	1	22 (7 x 30)	.135	**566-9451-100**	**14.40**	**566-9451-500**	**60.00**	**566-9451-1000**	**120.00**
82761	F	Natural Flammarest jacket	CMP	1	22 (7 x 30)	.118	**566-82761-100**	**35.25**	**566-82761-500**	**124.79**	**566-82761-1000**	**218.55**
88760	F	Red transparent Teflon plenum jacket	CMP	1	18 (19 x 30)	.157	**566-88760-100**	**53.75**	**566-88760-500**	**190.28**	**566-88760-1000**	**333.25**
8719	E	Chrome PVC jacket	CL2	1	16 (19 x 29)	.310	**566-8719-100**	**44.25**	**566-8719-500**	**146.03**	**566-8719-1000**	**255.75**
8720	E	Chrome PVC jacket	CL2	1	14 (19 x 27)	.355	**566-8720-100**	**48.50**	**566-8720-500**	**171.69**	**566-8720-1000**	**300.70**
82760	F	Natural Flammarest jacket	CMP	1	18 (19 x 30)	.157	**566-82760-100**	**46.75**	**566-82760-500**	**165.50**	**566-82760-1000**	**289.85**
82723	G	Natural Flammarest jacket	CMP	2	22 (7 x 30)	.150	**566-82723-100**	**52.50**	**566-82723-500**	**185.86**	**566-82723-1000**	**325.50**
88723	G	Red tint Teflon plenum jacket	CMP	2	22 (7 x 30)	.150	**566-88723-100**	**70.00**	**566-88723-500**	**247.80**	**566-88723-1000**	**434.00**

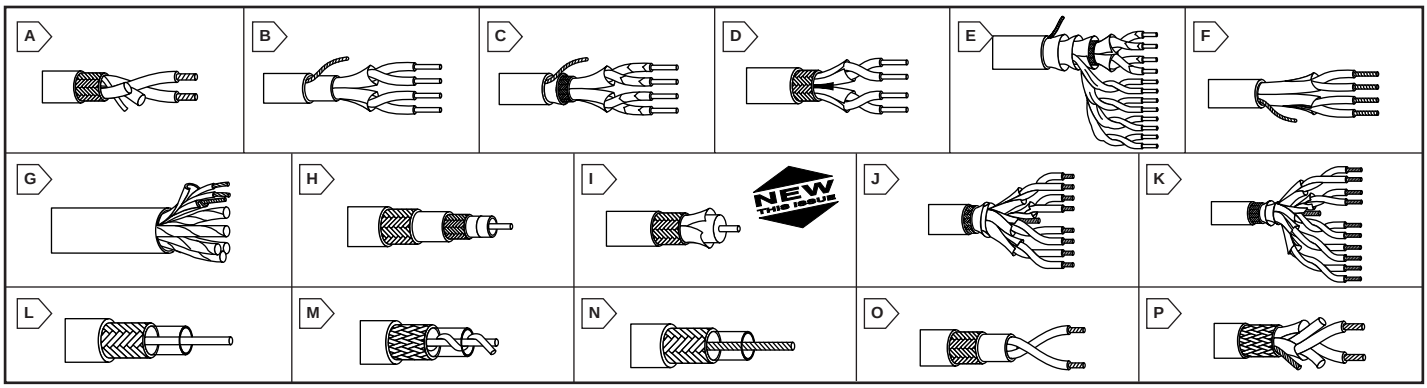

LOCAL AREA NETWORK CABLES

Apple Talk LAN Cables

Belden Type	Fig.	Cable Type	NEC Type	AWG	Strand	Nom. O.D.	Nom. Imp.	% Type Shield	100' Spools MOUSER STOCK NO.	100' Spools Price Per 100' Spool	500' Spools MOUSER STOCK NO.	500' Spools Price Per 500' Spool	1000' Spools MOUSER STOCK NO.	1000' Spools Price Per 1000' Spool
9999	A	Twinaxial, UL 2092	CM	22	7 x 30	.180	78	90 Braid	**566-9999-100**	**43.00**	**566-9999-500**	**146.20**	**566-9999-1000**	**266.60**

Plenum (Non-Conduit Subject 13)

89999	A	Twinaxial, plenum	CMP	22	7 x 30	.178	78	85 Braid	**566-89999-100**	**103.75**	**566-89999-500**	**352.75**	**566-89999-1000**	**643.25**

IBM TYPE CABLES

IBM Type 1A, IEEE 802.5

• AWG: 22 • Strand: solid • Nominal Impedance: 150Ω

Belden Type	Fig.	Cable Type	IBM Part No.	NEC Type	No. of Pairs	Nom. O.D.	% Type Shield	100' Spools MOUSER STOCK NO.	100' Spools Price Per 100' Spool	500' Spools MOUSER STOCK NO.	500' Spools Price Per 500' Spool	1000' Spools MOUSER STOCK NO.	1000' Spools Price Per 1000' Spool
9688	B	Non-Plenum	4716748	CM	2	.295 x .430	100 / Foil, 65 Braid	**566-9688-100**	**40.75**	**566-9688-500**	**138.55**	**566-9688-1000**	**252.65**
82688	C	Plenum	4716749	CMP	2	.250 x .350	100 / Foil, 65 Braid	**566-82688-100**	**80.00**	**566-82688-500**	**399.00**	**566-82688-1000**	**770.00**

IBM Type 6A Office Cable, IEEE 802.5

• AWG: 26 • Strand: 7 x 34 • Nominal Impedance: 150Ω

1215A	D	Non-Plenum	4716743	CL2	2	.360	100 / Foil, 65 Braid	**566-1215A-100**	**42.50**	**566-1215A-500**	**144.50**	**566-1215A-1000**	**263.50**

IBM Type 2A, IEEE 802.5

• Number of Pairs: 2-Data, 4-Voice • Nominal Impedance: 150 Data Ω, 105 Voice

Belden Type	Fig.	Cable Type	IBM Part No.	NEC Type	AWG	Strand	Nom. O.D.	% Type Shield	100' Spools MOUSER STOCK NO.	100' Spools Price Per 100' Spool	500' Spools MOUSER STOCK NO.	500' Spools Price Per 500' Spool	1000' Spools MOUSER STOCK NO.	1000' Spools Price Per 1000' Spool
9689	E	Non-Plenum	4716739	CM	22	Solid	.492	100 / Foil, 65 Braid	**566-9689-100**	**63.50**	**566-9689-500**	**215.90**	**566-9689-1000**	**393.70**
82689	E	Plenum	4716738	CMP	22	Solid	.438	100 / Foil, 65 Braid	**566-82689-100**	**179.25**	**566-82689-500**	**634.54**	**566-82689-1000**	**1111.35**

COMPUTER CABLES, PAIRED, AND INDIVIDUALLY SHIELDED

Belden Type	Fig.	NEC Type	No. of Pairs	AWG	Strand	Nom. O.D.	Nom. Imp. Ω	% Type Shield	100' Spools MOUSER STOCK NO.	100' Spools Price Per 100' Spool	500' Spools MOUSER STOCK NO.	500' Spools Price Per 500' Spool	1000' Spools MOUSER STOCK NO.	1000' Spools Price Per 1000' Spool
8723	F	CM	2	22	7 x 30	.165	45	100 Foil	**566-8723-100**	**23.75**	**566-8723-500**	**84.08**	**566-8723-1000**	**147.25**
8777	G	CM	3	22	7 x 30	.273	50	100 Foil	**566-8777-100**	**46.75**	**566-8777-500**	**165.50**	**566-8777-1000**	**289.85**
8778	G	CM	6	22	7 x 30	.362	50	100 Foil	**566-8778-100**	**86.00**	**566-8778-500**	**304.44**	**566-8778-1000**	**533.20**

LAN TRUNK CABLE

IEEE 802.3 10 Base 5 LAN Trunk / Transceiver Coaxial Cables

Belden Type	Fig.	Cable Type	NEC Type	AWG	Strand	Nom. O.D.	Nom. Imp.	% Type Shield	100' Spools MOUSER STOCK NO.	100' Spools Price Per 100' Spool	500' Spools MOUSER STOCK NO.	500' Spools Price Per 500' Spool	1000' Spools MOUSER STOCK NO.	1000' Spools Price Per 1000' Spool
9880	H	Ethernet, foil / braid shield	CL2	.0855	Solid	.405	50	93 / 95	**566-9880-100**	**112.00**	**566-9880-500**	**380.80**	**566-9880-1000**	**694.40**
89880	H	Ethernet, plenum	CL2P	.0855	Solid	.375	50	95 / 95	**566-89880-100**	**257.50**	**566-89880-500**	**875.50**	**566-89880-1000**	**1596.50**

IEEE 802.3 10 Base 2 LAN Trunk Cable

9907	I	Ethernet, foil / braid shield	CL2	20	19 x 32	.182	50	93	**566-9907-100**	**30.25**	**566-9907-500**	**102.85**	**566-9907-1000**	**187.55**
82907	I	Ethernet, plenum, Flammarest	CL2P	20	19 x 32	.160	50	93	**566-82907-100**	**55.00**	**566-82907-500**	**194.70**	**566-82907-1000**	**341.00**

LAN TRANSCEIVER CABLES

Belden Type	Fig.	Cable Type	No. of Pairs	NEC Type	AWG	Strand	Nom. O.D.	Nom. Imp.	% Type Shield	100' Spools MOUSER STOCK NO.	100' Spools Price Per 100' Spool	500' Spools MOUSER STOCK NO.	500' Spools Price Per 500' Spool	1000' Spools MOUSER STOCK NO.	1000' Spools Price Per 1000' Spool
9901	J	UL2919	4	CL2	20	7 x 28	.415	78	Foil + 95 Braid	**566-9901-100**	**135.50**	**566-9901-500**	**460.70**	**566-9901-1000**	**840.10**
9902	K	UL2919	5	CL2	20	7 x 28	.518	78	Foil + 94 Braid	**566-9902-100**	**222.50**	**566-9902-500**	**756.50**	**566-9902-1000**	**1379.50**

COMPUTER CABLES

Belden Type	Fig.	Description	AWG	Strand	Nom. O.D.	Nom. Imp.	% Shield	100' Spools MOUSER STOCK NO.	100' Spools Price Per 100' Spool	500' Spools MOUSER STOCK NO.	500' Spools Price Per 500' Spool	1000' Spools MOUSER STOCK NO.	1000' Spools Price Per 1000' Spool
8240	L	50Ω Transmission cable, RG58 /U	20	Solid	.193	53.5	95	**566-8240-100**	**28.25**	**566-8240-500**	**96.05**	**566-8240-1000**	**175.15**
82240	L	RG 58/U type, plenum	20	Solid	.161	53.5	95	**566-82240-100**	**96.00**	**566-82240-500**	**339.84**	**566-82240-1000**	**595.20**
9269	M	RG 62A/U type	22	Solid	.242	93	95	**566-9269-100**	**22.00**	**566-9269-500**	**74.80**	**566-9269-1000**	**136.40**
82269	M	RG 62/U type, plenum	22	Solid	.204	93	95	**566-82269-100**	**61.25**	**- - - - - - -**	**- - - -**	**566-82269-1000**	**379.75**
8216	N	RG 174/U type	26	7 x 34	.101	50	95	**566-8216-100**	**27.50**	**566-8216-500**	**93.50**	**- - - - - - - - - - -**	**- - - - -**
9207	O	Twinaxial, foil / braid shield	20	7 x 28	.330	100	86	**566-9207-100**	**54.25**	**566-9207-500**	**184.45**	**566-9207-1000**	**336.35**
9463	P	Twinaxial, foil / braid shield	20	7 x 28	.243	78	100	**566-9463-100**	**43.75**	**566-9463-500**	**148.75**	**566-9463-1000**	**271.25**

Belden Telephone and Data Cables

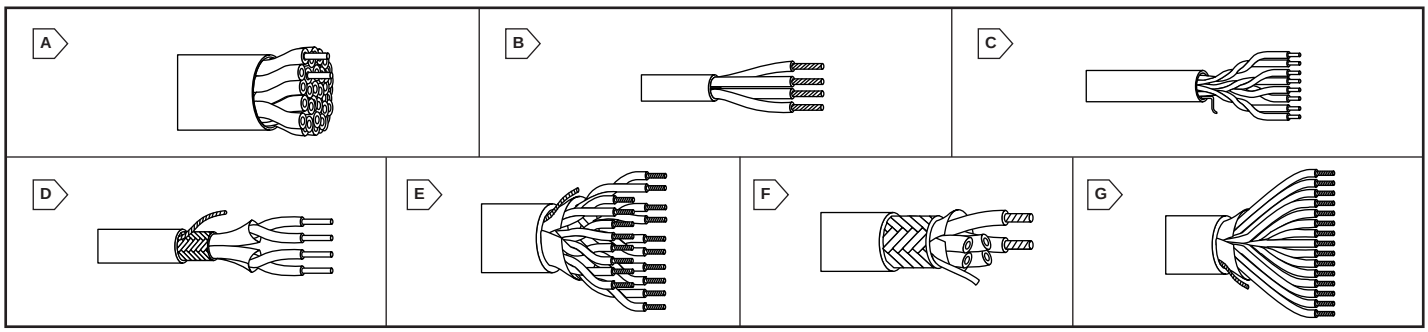

TELEPHONE OR DATA CABLES

Unshielded, Twisted Pairs

• AWG: 24 (solid) • Bare copper • Nominal impedance: 600Ω @ 1KHz, 105Ω @1MHz

Belden Type	Fig.	Description	NEC Type	No. of Pairs	Nominal O.D. (In.)	100' Spools MOUSER STOCK NO.	100' Spools Price Per 100' Spool	500' Spools MOUSER STOCK NO.	500' Spools Price Per 500' Spool	1000' Spools MOUSER STOCK NO.	1000' Spools Price Per 1000' Spool
1227A	A	Category 3, S-R PVC insulated, gray PVC jacket	CMR	2	.120	**566-1227A-100**	**8.25**	**566-1227A-500**	**29.21**	**566-1227A-1000**	**51.15**

Unshielded, 4 Conductor

• AWG: 22 (solid) • Bare copper

Belden Type	Fig.	Description	NEC Type	No. of Cond.	Nominal O.D. (In.)	100' Spools MOUSER STOCK NO.	100' Spools Price Per 100' Spool	500' Spools MOUSER STOCK NO.	500' Spools Price Per 500' Spool	1000' Spools MOUSER STOCK NO.	1000' Spools Price Per 1000' Spool
1242A	B	Polyethylene insulated, light gray PVC jacket	CMX	4	.140	**566-1242A-100**	**11.25**	**566-1242A-500**	**39.83**	**566-1242A-1000**	**69.75**

HIGH PERFORMANCE DATA CABLES

Unshielded, Twisted Pairs

• Nominal Impedance: 100Ω • AWG: 24 (solid)

Belden Type	Fig.	Description	Jacket Color	NEC Type	No. of Pairs	Nominal O.D. (In.)	100' Spools MOUSER STOCK NO.	100' Spools Price Per 100' Spool	500' Spools MOUSER STOCK NO.	500' Spools Price Per 500' Spool	1000' Spools MOUSER STOCK NO.	1000' Spools Price Per 1000' Spool
1596A	C	Category 4, polyolefin insul., PVC jacket	Blue	CM	2	.160	**566-1596A-100**	**11.25**	**566-1596A-500**	**39.83**	**566-1596A-1000**	**69.75**
1588A	C	Category 5, polyolefin insul., PVC jacket	Blue	CM	2	.185	**566-1588A-100**	**14.25**	**566-1588A-500**	**50.45**	**566-1588A-1000**	**88.35**
1590A	C	Category 5, FEP insul., plenum jacket	White	CMP	2	.170	**566-1590A-100**	**37.25**	**566-1590A-500**	**131.87**	**566-1590A-1000**	**230.95**
1455A	C	Category 4, solid, non-plenum	- - -	CM	4	.169	**566-1455A-100**	**17.50**	**- - - - - - - - - - -**	**- - - - -**	**566-1455A-1000**	**108.50**
1457A	C	Category 4, solid, plenum	- - -	CMP	4	.169	**566-1457A-100**	**36.25**	**- - - - - - - - - - -**	**- - - - -**	**566-1457A-1000**	**224.75**
1583A	C	Category 5, polyolefin insul., PVC jacket	Lt. Gray	CM	4	.217	**566-1583A-100**	**22.00**	**566-1583A-500**	**77.88**	**566-1583A-1000**	**136.40**
1583A	C	Category 5, polyolefin insul., PVC jacket	Blue	CM	4	.217	**566-1583B-100**	**22.00**	**566-1583B-500**	**77.88**	**566-1583B-1000**	**136.40**
1585A	C	Category 5, FEP insul., plenum jacket	White	CMP	4	.200	**566-1585A-100**	**45.00**	**566-1585A-500**	**175.50**	**566-1585A-1000**	**351.00**
1585A	C	Category 5, FEP insul., plenum jacket	Blue	CMP	4	.200	**566-1585A1-100**	**45.00**	**566-1585A1-500**	**175.50**	**566-1585A1-1000**	**351.00**
1585B	C	Category 5, FEP insul., plenum jacket	Pink	CMP	4	.200	**566-1585B-100**	**45.00**	**566-1585B-500**	**175.50**	**566-1585B-1000**	**351.00**

Shielded, Twisted Pairs, IBM Cabling System, IEEE 802.5, ISO/IEC 8802.5

• AWG: 22 (solid) • Nominal Impedance: 50Ω • Duobond II® (aluminum laminate)

Belden Type	Fig.	Description	IBM Type	No. of Pairs	Nominal O.D. (In.)	100' Spools MOUSER STOCK NO.	100' Spools Price Per 100' Spool	500' Spools MOUSER STOCK NO.	500' Spools Price Per 500' Spool	1000' Spools MOUSER STOCK NO.	1000' Spools Price Per 1000' Spool
1634A	D	Beldfoil ea. pair 100% w/tinned copper braid 65%	1	2	.295	**566-1634A-100**	**39.50**	**566-1634A-500**	**139.83**	**566-1634A-1000**	**244.90**

Shielded, Twisted Pairs, For EIA RS-232 Applications

• AWG (stranding): 24 (7 x 32) • Aluminum-polyester shield

Belden Type	Fig.	Description	NEC Type	No. of Pairs	Nominal O.D. (In.)	100' Spools MOUSER STOCK NO.	100' Spools Price Per 100' Spool	500' Spools MOUSER STOCK NO.	500' Spools Price Per 500' Spool	1000' Spools MOUSER STOCK NO.	1000' Spools Price Per 1000' Spool
9501	E	S-R PVC insulated, chrome PVC jacket	CM	1	.156	**566-9501-100**	**18.00**	**566-9501-500**	**63.72**	**566-9501-1000**	**111.60**
9503	E	S-R PVC insulated, chrome PVC jacket	CM	3	.232	**566-9503-100**	**31.75**	**566-9503-500**	**112.40**	**566-9503-1000**	**196.85**

Shielded, Twisted Pairs, For EIA RS-485 Applications

• AWG (stranding): 24 (7 x 32) • Aluminum-polyester shield • Nominal impedance: 120Ω

Belden Type	Fig.	Description	NEC Type	No. of Pairs	Nominal O.D. (In.)	100' Spools MOUSER STOCK NO.	100' Spools Price Per 100' Spool	500' Spools MOUSER STOCK NO.	500' Spools Price Per 500' Spool	1000' Spools MOUSER STOCK NO.	1000' Spools Price Per 1000' Spool
9841	F	Polyethylene insulated, chrome PVC jacket	CM	1	.228	**566-9841-100**	**73.00**	**566-9841-500**	**258.42**	**566-9841-1000**	**452.60**
9842	F	Polyethylene insulated, chrome PVC jacket	CM	2	.336	**566-9842-100**	**131.00**	**566-9842-500**	**463.74**	**566-9842-1000**	**812.20**

Shielded, Multi-Conductor Cable For EIA RS-232 Applications

• AWG (stranding): 24 (7 x 32) • Aluminum-polyester shield

Belden Type	Fig.	Description	NEC Type	No. of Cond.	Nominal O.D. (In.)	100' Spools MOUSER STOCK NO.	100' Spools Price Per 100' Spool	500' Spools MOUSER STOCK NO.	500' Spools Price Per 500' Spool	1000' Spools MOUSER STOCK NO.	1000' Spools Price Per 1000' Spool
9534	G	S-R PVC insulated, chrome PVC jacket	CM	4	.184	**566-9534-100**	**25.00**	**566-9534-500**	**88.30**	**566-9534-1000**	**155.00**
9539	G	S-R PVC insulated, chrome PVC jacket	CM	9	.244	**566-9539-100**	**48.50**	**566-9539-500**	**171.69**	**566-9539-1000**	**300.70**

Belden Sound and Multi-Purpose Control Cable

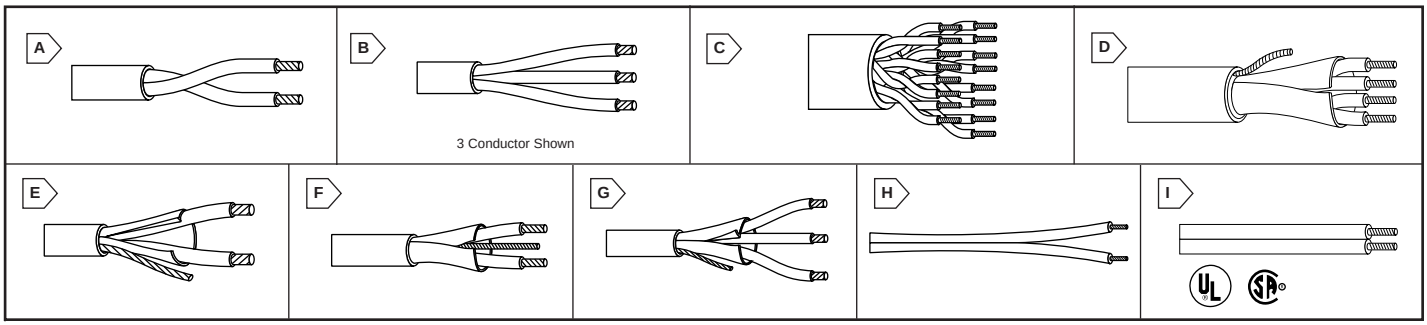

CONTROL CABLES

Unshielded, Solid Conductors

• AWG: 22 (solid) • Rose gray PVC jacket

Belden Type	Fig.	Description	NEC Type	No. of Conductors	Nominal O.D. (In.)	100' Spools MOUSER STOCK NO.	100' Spools Price Per 100' Spool	500' Spools MOUSER STOCK NO.	500' Spools Price Per 500' Spool	1000' Spools MOUSER STOCK NO.	1000' Spools Price Per 1000' Spool
8795	A	Bare copper, polyethylene insulated	CM	2	.168	**566-8795-100**	**21.25**	**566-8795-500**	**75.23**	**566-8795-1000**	**131.75**
9794	B	Bare copper, polyethylene insulated	MP/CM	4	.200	**566-9794-100**	**27.50**	**566-9794-500**	**97.35**	**566-9794-1000**	**170.50**

Unshielded, Solid Conductors, Twisted Pairs

• AWG: 22 (solid) • Chrome PVC jacket

Belden Type	Fig.	Description	NEC Type	No. of Pairs	Nominal O.D. (In.)	100' Spools MOUSER STOCK NO.	100' Spools Price Per 100' Spool	500' Spools MOUSER STOCK NO.	500' Spools Price Per 500' Spool	1000' Spools MOUSER STOCK NO.	1000' Spools Price Per 1000' Spool
8741	C	Tinned copper, PVC insulated	MP/CM	2	.230	**566-8741-100**	**30.75**	**566-8741-500**	**108.86**	**566-8741-1000**	**190.65**
8757	C	Tinned copper, PVC insulated	MP/CM	4	.264	**566-8757-100**	**63.50**	**566-8757-500**	**224.79**	**566-8757-1000**	**393.70**

SOUND, BROADCAST, AUDIO, INSTRUMENTATION, AND CONTROL CABLE

Brilliance® High Conductive Cable, Unshielded, Twisted Pairs

• Tinned copper • PVC insulated

Belden Type	Fig.	Description	NEC Type	No. of Pairs	AWG (Strand)	Nominal O.D. (In.)	100' Spools MOUSER STOCK NO.	100' Spools Price Per 100' Spool	500' Spools MOUSER STOCK NO.	500' Spools Price Per 500' Spool	1000' Spools MOUSER STOCK NO.	1000' Spools Price Per 1000' Spool
8461	A	Chrome PVC jacket, black, white	MP/CM	1	18 (7 x 26)	.234	**566-8461-100**	**26.00**	**566-8461-500**	**92.04**	**566-8461-1000**	**161.20**

Unshielded, Stranded Conductors, Twisted Pairs

• Conductors cabled • PVC insulated

8442	A	Tinned copper, chrome PVC jacket	CM	1	22 (7 x 30)	.170	**566-8442-100**	**14.75**	**566-8442-500**	**52.22**	**566-8442-1000**	**91.45**

Unshielded, Stranded, Multi-Conductor Cable

Belden Type	Fig.	Cable Type	NEC Type	No. of Conductors	AWG	Strand	Nominal O.D. (In.)	100' Spools MOUSER STOCK NO.	100' Spools Price Per 100' Spool
8443	B	UL 2576	CM	3	22	7 x 30	.172	**566-8443-100**	**24.75**
8444	B	UL 2576	CM	4	22	7 x 30	.185	**566-8444-100**	**26.00**

Shielded, Stranded Conductors

• Overall Beldfoil shield (aluminum -polyester shield)

Belden Type	Fig.	Description	NEC Type	No. of Cond.	AWG (Strand)	Nominal O.D. (In.)	100' Spools MOUSER STOCK NO.	100' Spools Price Per 100' Spool	500' Spools MOUSER STOCK NO.	500' Spools Price Per 500' Spool	1000' Spools MOUSER STOCK NO.	1000' Spools Price Per 1000' Spool
9418	D	S-R PVC insulated	CM	4	18 (19 x 30)	.245	**566-9418-100**	**43.75**	**566-9418-500**	**154.88**	**566-9418-1000**	**271.25**

Shielded, Stranded Conductors, Twisted Pairs

• Overall Beldfoil shield • Chrome PVC jacket • S-R PVC insulated • NEC Type: CM

Belden Type	Fig.	Description	No. of Pairs	AWG (Strand)	Nominal O.D. (In.)	100' Spools MOUSER STOCK NO.	100' Spools Price Per 100' Spool	500' Spools MOUSER STOCK NO.	500' Spools Price Per 500' Spool	1000' Spools MOUSER STOCK NO.	1000' Spools Price Per 1000' Spool
9501	E	Tinned copper, alum.-polyester shield	1	24 (7 x 32)	.156	**566-9501-100**	**18.00**	**566-9501-500**	**63.72**	**566-9501-1000**	**111.60**
9462	E	Tinned copper, alum.-polyester shield	1	22 (7 x 30)	.180	**566-9462-100**	**30.25**	**566-9462-500**	**107.09**	**566-9462-1000**	**187.55**

Paired Cable

Belden Type	Fig.	Cable Type	NEC Type	No. of Cond.	AWG	Strand	Nom. O.D.	% Type Shield	100' Spools MOUSER STOCK NO.	100' Spools Price Per 100' Spool	500' Spools MOUSER STOCK NO.	500' Spools Price Per 500' Spool	1000' Spools MOUSER STOCK NO.	1000' Spools Price Per 1000' Spool
8761	E	UL2092, non-plenum	CM	1	22	7 x 30	.175	100 Foil	**566-8761-100**	**20.75**	**566-8761-500**	**73.46**	**566-8761-1000**	**124.50**
8760	E	UL2092, non-plenum	CM	1	18	16 x 30	.222	100 Foil	**566-8760-100**	**24.50**	**566-8760-500**	**87.63**	**566-8760-1000**	**151.90**
82760	F	Plenum	CMP	1	18	19 x 30	.157	100 Foil	**566-82760-100**	**48.50**	**566-82760-500**	**171.69**	**566-82760-1000**	**300.70**

Multi-Conductor Cable

8771	G	UL2093	CM	3	22	7 x 30	.199	100 Foil	**566-8771-100**	**22.00**	**566-8771-500**	**77.88**	**566-8771-1000**	**136.40**
8770	G	UL2093	CM	3	18	16 x 30	.246	100 Foil	**566-8770-100**	**42.75**	**566-8770-500**	**145.35**	**566-8770-1000**	**265.05**

Two Conductor Speaker Wire

Belden Type	Fig.	Cable Type	No. of Cond.	AWG	Strand	Nom. O.D.	Color	100' Spools MOUSER STOCK NO.	100' Spools Price Per 100' Spool	500' Spools MOUSER STOCK NO.	500' Spools Price Per 500' Spool	1000' Spools MOUSER STOCK NO.	1000' Spools Price Per 1000' Spool
8782	H	Parallel	2	24	7 x 32	.058 x .115	Clear	**566-8782-100**	**14.00**	**566-8782-500**	**49.56**	**566-8782-1000**	**86.80**
9708	H	Parallel	2	18	16 x 30	.110 x .207	Clear	**566-9708-100**	**23.00**	**566-9708-500**	**101.78**	**566-9708-1000**	**178.25**
9717	H	Parallel	2	14	19 x 27	.146 x .282	Clear	**566-9717-100**	**53.00**	**566-9717-500**	**187.62**	**566-9717-1000**	**328.60**
9718	H	Parallel NEC type CL3	2	12	65 x 30	.185 x .370	Clear	**566-9718-100**	**92.75**	**566-9718-500**	**328.34**	**566-9718-1000**	**575.05**

Two Conductor Power Cord

8888	I	Parallel	2	18	14 x 34	.110 x .207	Brown	**566-8888-100**	**26.00**	**566-8888-500**	**92.04**	**566-8888-1000**	**161.20**

Cable

GOTHAM PROFESSIONAL AUDIO CABLES

- Ultraflexible PVC Jacket
- Single spiral shield
- Low capacitance PE or PVC insulation
- Excellent electrical characteristics

The DGS Series is an economical alternative to the GAC Series. It is a Gotham cable product, however, it does not offer the second shield that makes up the double reussen shield in the premium Gotham GAC cable. The DGS Series is a very professional product at a more affordable price. It is an ideal choice for those applications that do not require the protection provided by the second shield.

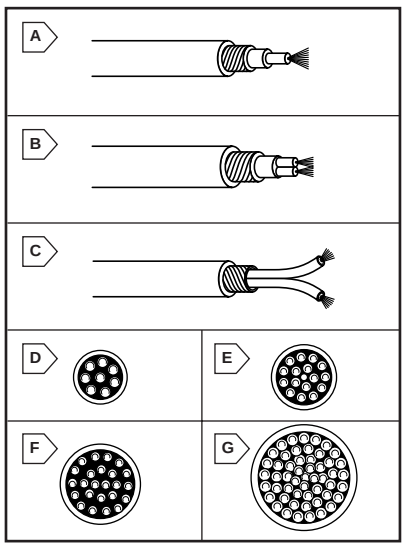

Interconnect Cable

Ideally suited to live applications such as guitar cords. It is equally suited for static applications such as phono interconnect leads.

Gotham Type	Conductor x AWG	Stranding	Jacket O.D. (In.)	Jacket Color	MOUSER STOCK NO.	Fig.	Price Per Meter 1	15	30	MOUSER STOCK NO.	Spool Size (Meter)	Price Per Spool
DGS-1	1 x 24	7 x 32	.236	Red	**178-1800M**	A	**1.64**	**1.33**	**1.23**	**178-1800**	100	**112.33**
				Blue	**178-1802M**	A	**1.64**	**1.33**	**1.23**	**178-1802**	100	**112.33**
				Black	**178-1803M**	A	**1.64**	**1.33**	**1.23**	**178-1803**	100	**112.33**

Microphone Cable

A professional microphone cable suitable for all balanced line audio applications.

DGS-2	2 x 24	28 x 38	.236	Red	**178-1815M**	B	**1.76**	**1.43**	**1.32**	**178-1815**	100	**120.97**
				Blue	**178-1818M**	B	**1.76**	**1.43**	**1.32**	**178-1818**	100	**120.97**
				Yellow	**178-1822M**	B	**1.76**	**1.43**	**1.32**	**178-1822**	100	**120.97**
				Black	**178-1819M**	B	**1.76**	**1.43**	**1.32**	**178-1819**	100	**120.97**

Installation Cable

Professional audio cable optimized for installation purposes and interconnections in racks. Low capacitance and small diameter.

DGS-2/1	2 x 24	25 x 38	.150	Black	**178-4301M**	C	**1.11**	**.90**	**.83**	**178-4301**	300	**215.07**

MULTIPAIR AUDIO CABLE

- Ultraflexible PVC jacket
- Low capacitance PE insulation
- Single braid shield

Specifications:

- Conductor resistance < 105Ω/KM
- Shield resistance < 220Ω/KM
- Capacitance cond. to cond. < 90nF/KM
- Capacitance cond. to shield < 150nF/KM
- Impedance: 145Ω ±10%

Gotham Type	Conductor x AWG	Stranding	Jacket O.D. (In.)	Jacket Color	MOUSER STOCK NO.	Fig.	Price Per Meter 1	15	30
DGS-8 (8 PAIR)	8 x 2 x 24	25 x 38	.512	Black	**178-3408M**	D	**11.12**	**9.04**	**8.34**
DGS-16 (16 PAIR)	16 x 2 x 24	25 x 38	.709	Black	**178-3416M**	E	**20.84**	**16.93**	**15.63**
DGS-24 (24 PAIR)	24 x 2 x 24	25 x 38	.906	Black	**178-3424M**	F	**30.84**	**25.05**	**23.13**
DGS-48 (48 PAIR)	48 x 2 x 24	25 x 38	1.18	Black	**178-3448M**	G	**61.67**	**50.11**	**46.25**

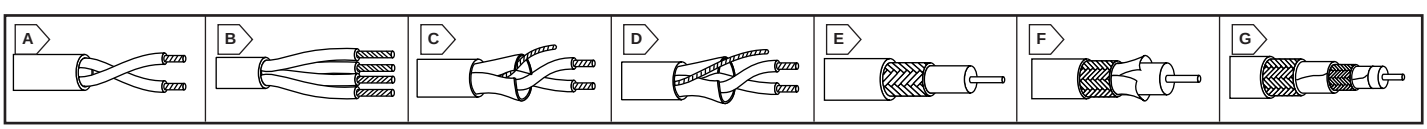

WEST PENN WIRE/CDT CABLE DESIGN TECHNOLOGIES — SOUND, AUDIO, BROADCAST, AND CONTROL CABLE

Unshielded Sound and Speaker Cable

- Bare copper

West Penn Type	Fig.	NEC Type	Cable Type	Jacket Color	Insulation	No. of Cond.	AWG	Strand	Nom. O.D. (In.)	100' Spools MOUSER STOCK NO.	Price Per 100' Spool	500' Spools MOUSER STOCK NO.	Price Per 500' Spool	1000' Spools MOUSER STOCK NO.	Price Per 1000' Spool
224	A	CMR	Non-plenum	Gray	PVC	2	18	7 x 26	.165	**522-224-100**	**21.93**	**522-224-500**	**80.41**	**522-224-1000**	**146.20**
25224B	A	CMP	Plenum	Ivory	Halar®	2	18	7 x 26	.138	**522-25224B-100**	**28.95**	**522-25224B-500**	**106.15**	**522-25224B-1000**	**193.00**
225	A	CMR	Non-plenum	Gray	PVC	2	16	19 x 29	.199	**522-225-100**	**29.79**	**522-225-500**	**109.27**	**522-225-1000**	**198.68**
25225B	A	CMP	Plenum	Ivory	Halar®	2	16	19 x 29	.159	**522-25225B-100**	**41.85**	**522-25225B-500**	**153.95**	**522-25225B-1000**	**279.00**
226	A	CL3	Non-plenum	Gray	PVC	2	14	19 x 27	.244	**522-226-100**	**43.59**	**522-226-500**	**159.78**	**522-226-1000**	**290.50**
25226B	A	CL2P	Plenum	Ivory	Halar®	2	14	19 x 27	.190	**522-25226B-100**	**60.00**	**522-25226B-500**	**222.22**	**522-25226B-1000**	**404.00**
227	A	CL3	Non-plenum	Gray	PVC	2	12	19 x 25	.279	**522-227-100**	**59.04**	**522-227-500**	**216.48**	**522-227-1000**	**393.60**
244	B	CM	Non-plenum	Gray	PVC	4	18	7 x 26	.201	**522-244-100**	**38.25**	**522-244-500**	**140.20**	**522-244-1000**	**254.90**
245	B	CM	Non-plenum	Gray	PVC	4	16	19 x 29	.232	**522-245-100**	**57.63**	**522-245-500**	**211.31**	**522-245-1000**	**384.20**
246	B	CL3	Non-plenum	Gray	PVC	4	14	19 x 27	.302	**522-246-100**	**80.10**	**522-246-500**	**293.70**	**522-246-1000**	**534.00**

Shielded Twisted Pair Cable

Non-Plenum: • Tinned copper • Alum. polyester shield **Plenum:** • Bare copper • Alum. polyester shield

291	C	CMR	Non-plenum	Gray	PVC	2	22	7 x 30	.141	**522-291-100**	**18.57**	**522-291-500**	**68.04**	**522-291-1000**	**123.70**
25291B	C	CMP	Plenum	Ivory	Halar®	2	22	7 x 30	.128	**522-25291B-100**	**21.90**	**522-25291B-500**	**80.30**	**522-25291B-1000**	**146.00**
292	C	CMR	Non-plenum	Gray	PVC	2	20	7 x 28	.152	**522-292-100**	**23.07**	**522-292-500**	**84.54**	**522-292-1000**	**153.70**
25292B	C	CMP	Plenum	Ivory	Halar®	2	20	7 x 28	.143	**522-25292-B-100**	**27.75**	**522-25292B-500**	**101.75**	**522-25292B-1000**	**185.00**
293	C	CMR	Non-plenum	Gray	PVC	2	18	7 x 26	.169	**522-293-100**	**30.93**	**522-293-500**	**113.40**	**522-293-1000**	**206.18**
25293B	C	CMP	Plenum	Ivory	Halar®	2	18	7 x 26	.158	**522-25293B-100**	**34.50**	**522-25293B-500**	**126.50**	**522-25293B-1000**	**230.00**

Shielded Miniature Audio Cable

- Tinned copper
- Aluminum polyester shield

452	D	CM	Non-plenum	Black	Polypropylene	2	22	7 x 30	.135	**522-452-100**	**18.00**	**522-452-500**	**65.98**	**522-452-1000**	**119.96**

WEST PENN WIRE/CDT CABLE DESIGN TECHNOLOGIES — COAXIAL CABLES

CCTV Closed Circuit TV Cable

- Black PVC jacket
- Bare copper braid 95%

West Penn Type	Fig.	NEC Type	RG Type	Cable Type	AWG	Strand	Nom. O.D. (In.)	Nom. Imp.	100' Spools MOUSER STOCK NO.	Price Per 100' Spool	500' Spools MOUSER STOCK NO.	Price Per 500' Spool	1000' Spools MOUSER STOCK NO.	Price Per 1000' Spool
815	E	CL2	RG59/U	Non-plenum	20	Solid	.232	75	**522-815-100**	**32.22**	**522-815-500**	**118.14**	**522-815-1000**	**214.80**
806	E	CL2	RG 6/U	Non-plenum	18	Solid	.270	75	**522-806-100**	**39.45**	**522-806-500**	**144.60**	**522-806-1000**	**262.90**

CATV/MATV Master Antenna TV Cable

- Black PVC jacket
- BiFoil 100% plus aluminum braid 65%

843	F	CATV	RG59/U	Non-plenum	20	Solid	.232	- - -	**522-843-100**	**19.98**	**522-843-500**	**73.21**	**522-843-1000**	**133.10**
841	F	CATV	RG 6/U	Non-plenum	18	Solid	.254	- - -	**522-841-100**	**21.36**	**522-841-500**	**78.34**	**522-841-1000**	**142.44**

CATV/MATV Master Antenna TV Cable with Quad Shield

- Black PVC jacket
- BiFoil 100% plus aluminum braid 65%, BiFoil 100% plus aluminum braid 55%

Q843	G	CATV	RG59/U	Non-plenum	20	Solid	.250	- - -	**522-Q843-100**	**26.70**	**522-Q843-500**	**97.90**	**522-Q843-1000**	**178.00**
Q841	G	CATV	RG 6/U	Non-plenum	18	Solid	.283	- - -	**522-Q841-100**	**32.34**	**522-Q841-500**	**118.55**	**522-Q841-1000**	**215.54**

Gotham Professional Audio Cables

ANALOG CABLES

- Ultraflexible PVC Jacket
- Double Reussen shield
- Low capacitance PE or PVC insulation
- Excellent electrical characteristics

Interconnect Cable

Gotham GAC-1 unbalanced cable is ideally suited to live applications such as guitar cords; it is equally suited for static applications such as phono interconnect leads.

Gotham Type	Conductor x AWG	Stranding	Jacket O.D. (In.)	Jacket Color	MOUSER STOCK NO.	Fig.	Price Per Meter 1	15	30	MOUSER STOCK NO.	Spool Size (Meter)	Price Per Spool
GAC-1	1 x 24	48 x 41	.209	Red	178-1700M	A	1.89	1.53	1.42	178-1700	100	129.82
				Blue	178-1702M	A	1.89	1.53	1.42	178-1702	100	129.82
				Black	178-1703M	A	1.89	1.53	1.42	178-1703	100	129.82
				Yellow	178-1707M	A	1.89	1.53	1.42	178-1707	100	129.82

Microphone Cable

Gotham professional microphone cables feature our double Reussen shield and are suitable for all balanced audio applications.

✻Polyurethane jacket

GAC-2	2 x 24	48 x 41	.213	Red	178-1715M	B	2.05	1.66	1.54	178-1715	100	141.64
				Gray	178-1716M	B	2.05	1.66	1.54	178-1716	100	141.64
				Pink	178-1717M	B	2.05	1.66	1.54	178-1717	100	141.64
				Blue	178-1718M	B	2.05	1.66	1.54	178-1718	100	141.64
				Black	178-1719M	B	2.05	1.66	1.54	178-1719	100	141.64
				Black		B				178-1720	300	401.28
				Black		B				178-1721	1000	1347.39
				Yellow	178-1722M	B	2.05	1.66	1.54	178-1722	100	141.64
				Mint	178-1723M	B	2.05	1.66	1.54	178-1723	100	141.64
GAC-2V1	2 x 24	48 x 41	.215	Black	178-1771M	B	1.62	1.35	1.28	178-1771	300	450.45
✻GAC-2 PUR	2 x 24	48 x 41	.213	Blue	178-1724M	C	3.65	2.96	2.74	178-1724	300	757.31
GAC-3	3 x 24	96 x 44	.197	Gray	178-1730M	D	2.50	2.03	1.87	178-1730	100	173.10
				Gray		D				178-1731	300	507.50
				Black	178-1732M	D	2.50	2.03	1.87	178-1732	100	173.10
				Black		D				178-1733	300	507.50
				Red	178-1734M	D	2.50	2.03	1.87	178-1734	100	173.10
				Red		D				178-1735	300	507.50
				Blue	178-1736M	D	2.50	2.03	1.87	178-1736	100	173.10
				Blue		D				178-1737	300	507.50
GAC-3	3 x 24	96 x 44	.228	Black	178-1739M	D	2.50	2.03	1.87	178-1739	100	173.10
				Black		D				178-1741	250	422.91
GAC-4 / 1	4 x 24	96 x 44	.213	Black	178-1743M	E	3.07	2.50	2.30	178-1743	100	214.41
				Black		E				178-1744	300	627.48
GAC-7	2 x 20 5 x 26	252 x 44AWG 72 x 44AWG	.244	Gray	178-1746M	F	5.57	4.53	4.18	178-1746	200	767.14

Installation Cable

Professional double shielded audio cable optimized for installation purposes and interconnections in racks. Low capacitance and small diameter.

GAC-2 / 1	2 x 24	25 x 38	.13	Gray	178-1711M	G	1.44	1.17	1.08	178-1711	300	297.02
GAC-2 / FOIL V.1	2 x 24	7 x 32	.118	Black	178-1709M	H	1.06	.86	.79	178-1709	800	582.23
GAC-4 / 1 MINI	4 x 26	18 x 38	.134	Gray	178-1740M	I	1.83	1.49	1.38	178-1740	250	358.01

Internal Installation Cable

Small size foil shielded cable using solid wires. Designed for wiring balanced audio signals in a metal environment. Aluminum foil is melted with the PVC-jacket and will come off automatically.

GAC-2 / MINI	2 x 27	Solid	.087	Red	178-1704M	J	.61	.49	.46	178-1704	500	214.43
				Gray	178-1705M	J	.61	.49	.46	178-1705	500	214.43
				Gray		J				178-1706	1000	413.07

SPEAKER CABLES

- Polyurethane jacket

GAC-SPK2	1 x 12	50 x 30	.268	Blue	178-1781M	K	4.51	3.67	3.38	178-1781	200	629.44
GAC-SPK4	2 x 12	50 x 30	2 x .272	Blue	178-1780M	L	9.31	7.57	6.98	178-1780	100	649.11

MULTIPAIR AUDIO CABLES

Specifications:

- Conductor resistance: ≤105Ω/KM
- Shield resistance: ≤22Ω/KM
- Capacitance cond. to cond.: ≤90nF/KM
- Capacitance cond. to shield: ≤150nF/KM
- Impedance: 145Ω ± 10%

Features:

- Ultraflexible PVC jacket
- Low capacitance PE insulation
- Double reussen shield

Lengths Greater Than 30 Meters: Call For Quote

† Foil shield (not double reussen shielded)

Gotham Type	Conductor x AWG	Stranding	Jacket O.D. (In.)	Jacket Color	MOUSER STOCK NO.	Fig.	Price Per Meter 1	15	30
GAC-2 (2 PAIR) ROUND	2 x 2 x 29	16 x 41	.295	Gray	178-1747M	M	5.47	4.45	4.10
GAC-2 (2 PAIR) FLAT	2 x 2 x 24	25 x 38	.335 x .169	Gray	178-1748M	N	3.20	2.60	2.40
GAC-4 (4 PAIR)	4 x 2 x 24	25 x 38	.449	Gray	178-1751M	O	8.48	6.89	6.36
GAC-8 (8 PAIR)	8 x 2 x 24	25 x 38	.551	Gray	178-1754M	P	14.82	12.04	11.11
GAC-10 (10 PAIR)	10 x 2 x 24	25 x 38	.669	Gray	178-1757M	Q	18.24	14.82	13.68
GAC-12 (12 PAIR)	12 x 2 x 24	25 x 38	.709	Gray	178-1760M	R	21.02	17.08	15.77
† GAC-12 / FOIL (12 PAIR)	12 x 2 x 24	Solid	.709	Blue	178-1761M	R	15.52	12.61	11.64
GAC-16 (16 PAIR)	16 x 2 x 24	25 x 38	.79	Gray	178-1763M	S	27.10	22.02	20.33
GAC-20 (20 PAIR)	20 x 2 x 24	25 x 38	.87	Gray	178-1765M	T	32.77	26.52	24.48
GAC-24 (24 PAIR)	24 x 2 x 24	25 x 38	.95	Gray	178-1769M	U	38.98	31.67	29.23
GAC-27 (27 PAIR)	27 x 2 x 24	25 x 38	1.00	Gray	178-1767M	V	44.48	36.14	33.36
GAC-34 (34 PAIR)	34 x 2 x 24	25 x 38	1.12	Gray	178-1770M	W	56.35	45.79	42.26

DIGITAL CABLES (AES-EBU)

Per Meter

GAC-2AES	2 x 22	7 x 30	.213	Purple	178-1727M	X	3.14	2.55	2.35
GAC-2/1AES	2 x 24	7 x 32	.153	Black	178-1772M	X	1.62	1.35	1.28
GAC-4PR.AES(4 PAIR)	4 x 2 x 24	7 x 32	.503	Gray	178-1776M	O	10.18	8.27	7.63
GAC-8PR.AES(8 PAIR)	8 x 2 x 24	7 x 32	.629	Gray	178-1782M	P	20.32	16.51	15.24
GAC-10PR.AES(10 PAIR)	10 x 2 x 24	7 x 32	.669	Gray	178-1778M	Q	24.70	20.07	18.53
GAC-12PR.AES(12 PAIR)	12 x 2 x 24	7 x 32	.708	Gray	178-1779M	R	33.47	27.20	25.10

Per Spool

Gotham Type	Conductor x AWG	Stranding	Jacket O.D. (In.)	Jacket Color	MOUSER STOCK NO.	Fig.	Spool Size (Meter)	Price Per Spool
GAC-2AES	2 x 22	7 x 30	.213	Purple	178-1727	X	200	432.74
GAC-2/1AES	2 x 24	7 x 32	.153	Black	178-1772	X	500	751.41

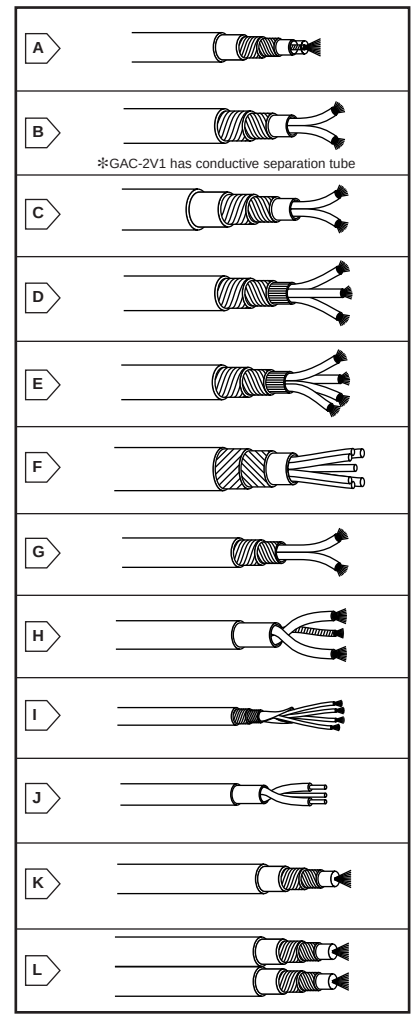

Construction of one pair:

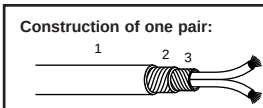

1 = jacket (.13")
2 = shield 1
3 = shield 2
4 = conductor (24 AWG)

- Refer to "GAC-2/1" for detailed specifications

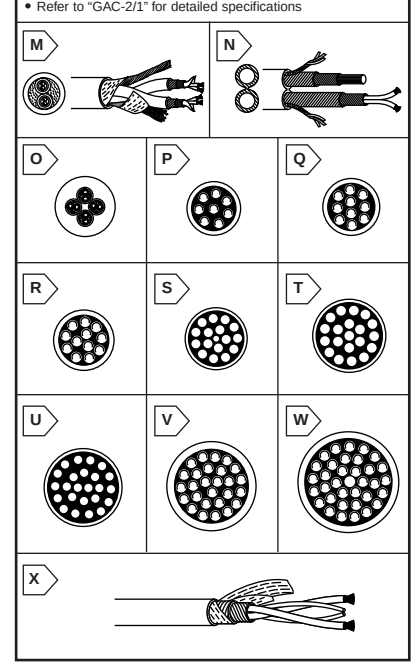

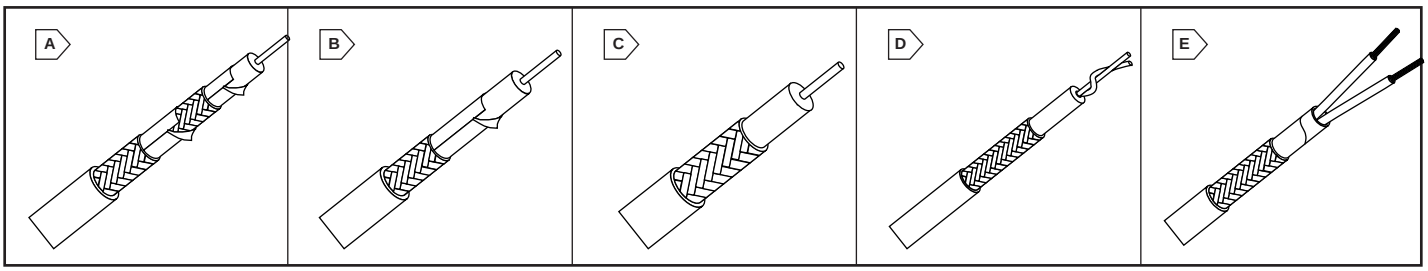

COAXIAL CABLE (Nominal)

Applications:
- MATV/CATV
- Local area network
- Computer
- RF transmission
- Broadcast

- NEC Article 725 CL2
- Voltage rating: 30 volts
- Temperature rating: -20°C to +60°C
- Shielding as noted
- Variety of impedance
- UL/OSHA Acceptable

Conductor Type:
- BCU-bare copper
- BCW-bare copperweld

*OSHA NEC

75 Ohm

MOUSER STOCK NO.	Fig.	Conductor Type	Conductor AWG	% Shield Type	Imp. (Ω)	Spool Feet	Spool Price 1	Spool Price 5
RG6 Cable OD: .270"								
515-5785-21	A	BCW	18	(2) 100% foil, (2) 55% alum. braid, CATV	75	1000	**421.85**	**245.44**
515-5776-38-01	B	BCU	18	100% foil 95% alum. braid	75	500	**253.60**	**128.26**
RG59 Cable OD: .242"								
515-5784-38	A	BCW	20	(2) 100% foil, (2) 40% alum. braid, CATV	75	500	**97.90**	**89.00**
* **515-5770-18**	B	BCW	22	100% foil 40% alum. braid	75	500	**152.14**	**144.41**
515-1112-18	C	BCW	22	70% Cu braid	80	500	**91.10**	**75.60**
515-1135-18	C	BCW	22	95% Cu braid	80	500	**105.00**	**103.96**
515-1106-18	C	BCW	23	95% Cu braid	75	500	**205.00**	**194.59**
RG11 Cable OD: .405"								
515-5029-38	B	BCU	14	100% foil, 61% tinned Cu braid	75	500	**222.00**	**184.65**
RG62 Cable OD: .242"								
* **515-1164-18**	D	BCW	22	95% Cu braid	93	500	**129.90**	**123.26**
LAN Cable OD: .405"								
515-0990-12	A	BCW	20	(2) 100% foil (2) 92% Cu braid	75	100	**174.86**	**153.00**

COAXIAL CABLE (Nominal) (Cont.)

50 Ohm

MOUSER STOCK NO.	Fig.	Conductor AWG	Conductor Strand	% Shield Type	Imp. (Ω)	OD (In.)	Spool Feet	Spool Price 1	Spool Price 5
RG8 Cable Type: BCU									
515-1180-38	B	9.5	Solid	100% bonded foil, 88% Sn/Cu braid	50	.405	500	**345.70**	**308.94**
515-1108-18	C	16	(19 x 28)	95% Cu braid	50	.242	500	**254.29**	**139.67**
515-1198-12	C	11	(19 x 24)	95% Cu braid	50	.405	100	**74.00**	**64.80**
RG174 Cable Type: BCW									
515-1156-18	C	26	(7 x 34)	95% tinned Cu braid	50	.100	500	**135.71**	**128.82**
515-1156-21	C	26	(7 x 34)	95% tinned Cu braid	50	.100	1000	**262.54**	**152.75**

TWINAXIAL CABLE

- 20 AWG, 7 x 28 stranding

MOUSER STOCK NO.	Fig.	% Shield Type	Rating	Imp. (Ω)	OD (In.)	Spool Feet	Spool Price 1	Spool Price 5
515-8000-12	E	95% tinned Cu braid	300V, 80°C	100	.330	100	**71.14**	**62.25**
515-8002-21	E	93% tinned Cu braid	150V, 60°C	78	.242	1000	**501.93**	**292.03**

SHIELDED MICROPHONE CABLE

- Jacket color: gray
- 25 AWG, 16 x 34 stranding

MOUSER STOCK NO.	Fig.	No. of Cond.	% Shield Type	Imp. (Ω)	OD (In.)	Spool Feet	Spool Price 1	Spool Price 5
515-1322-12	E	2	80% tinned Cu braid	Low	.235	100	**50.70**	**44.39**

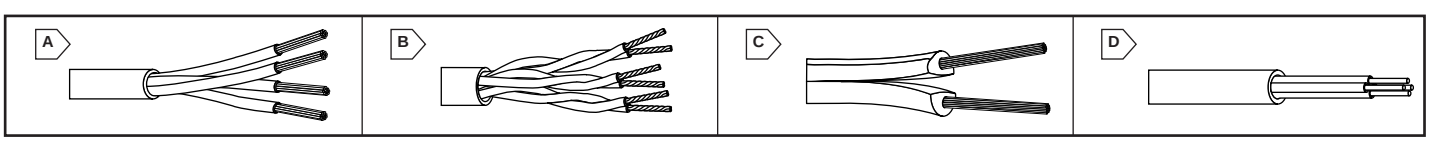

MULTI-CONDUCTOR UNSHIELDED WIRE AND CABLE

Communication and Control Cable

Applications:
- Intercoms
- Public address systems
- Remote control circuits
- Audio and sound systems
- EIA RS 232 applications

Features:
- Unpaired, stranded conductors
- Insulation: color coded, UL approved PVC
- Conductors: fully annealed, stranded tinned copper

NEC OSHA

	MOUSER STOCK NO.	Fig.	No. of Cond.	Conductor AWG	Conductor Strand	Nominal OD (In.)	Spool Feet	Spool Price 1	Spool Price 5
(1)	**515-0438-12**	A	3	16	(26 x 30)	.274	100	**60.10**	**52.65**
(2)	**515-2831-12**	A	3	18	(16 x 30)	.245	100	**42.40**	**37.09**
(1)	**515-0436-12**	A	3	18	(16 x 30)	.246	100	**41.00**	**35.85**
(2)	**515-6352-12**	A	3	20	(10 x 30)	.210	100	**29.70**	**26.02**
(2)	**515-6352-21**	A	3	20	(10 x 30)	.210	1000	**173.25**	**100.80**
(2)	**515-4063-21**	A	4	22	(7 x 30)	.180	1000	**172.76**	**100.51**
(2)	**515-4064-21**	A	5	22	(7 x 30)	.195	1000	**220.28**	**128.16**

	MOUSER STOCK NO.	Fig.	Conductor AWG	Conductor Strand	Nominal O.D.	Spool Feet	Spool Price 1	Spool Price 5
(2)	**515-4083-12**	A	6-22, 2-18	(7 x 30), (16 x 30)	.26	100	**35.46**	**24.59**

(1) NEC Article 725 Type CL2
(2) NEC Article 725 Type CL2 NEC Article 800 Type CM
(3) NEC Article 725 Type CL2 NEC Article 800 Type CM/MP

Multi-Paired Cable

Applications:
- Communications & control circuits
- Computers
- Industrial equipment
- Data transmission

NEC OSHA

	MOUSER STOCK NO.	Fig.	No. of Pairs	Conductor AWG	Conductor Strand	Nominal OD (In.)	Spool Feet	Spool Price 1	Spool Price 5
(2)	**515-6118-12**	B	2	18	(16 x 30)	.287	100	**42.10**	**36.90**
(3)	**515-4014-21**	B	3	22	Solid	.260	1000	**234.20**	**157.44**
(3)	**515-4015-18**	B	4	22	Solid	.283	500	**153.60**	**145.77**
(3)	**515-4015-21**	B	4	22	Solid	.283	1000	**307.10**	**206.40**

Speaker / Parallel / Standard Cable

Applications:
- Juke box
- 2 conductor
- Hi-fi and stereo speaker wire
- Radio
- Commercial sound systems
- Public address systems

OSHA

MOUSER STOCK NO.	Fig.	Conductor AWG	Conductor Strand	Nominal OD (In.)	Jacket Color	Spool Feet	Spool Price 1	Spool Price 5
515-1363-12-90	C	12	(65 x 30)	.160 x .335	Clear	100	**55.40**	**50.87**
515-1358-15-90	C	16	(26 x 30)	.112 x .210	Clear	250	**66.90**	**64.22**
515-1357-12-90	C	18	(16 x 30)	.100 x .187	Clear	100	**14.30**	**12.45**
515-1415-15-08	C	18	(41 x 34)	.110 x .210	Brown	250	**36.84**	**35.37**

Power Cord Heavy-Duty

Applications:
- Portable extension, temporary use
- Portable tools, lights
- Motors
- Office equipment

* † OSHA

MOUSER STOCK NO.	Fig.	No. of Conductors	Conductor AWG	Conductor Strand	Jacket Color	Spool Feet	Spool Price 1	Spool Price 5
* **515-1415-15-08**	C	2	18	(41 x 34)	Brown	250	**36.84**	**35.37**

Telephone Pre-Wire Cable

Applications:
- Intercom systems
- Telephone systems
- Speaker extensions

Features:
- 22 AWG solid conductor
- Color coded conductors
- Beige PVC jacket

NEC

MOUSER STOCK NO.	Fig.	No. of Conductors	Conductor AWG	Conductor Strand	Nominal OD (In.)	Spool Feet	Spool Price 1	Spool Price 5
515-4410-18	D	3	22	Solid	.126	500	**81.00**	**76.89**
515-4410-21	D	3	22	Solid	.126	1000	**162.00**	**108.86**

HOOK-UP WIRE

UL 1007/CSA TR-64

- 300V
- -40°C to +80°C
- Passes UL VW-1S vertical flame test
- Fully annealed tinned copper
- Premium grade color coded PVC

OSHA TR-64 Style 1007

Specify color when ordering, see Color Code Chart

Carol Type	Conductor AWG	Conductor Strand	Nominal OD (In.)	100' Spools MOUSER STOCK NO.	100' Spools Spool Price	1000' Spools MOUSER STOCK NO.	1000' Spools Spool Price
Solid							
C2003	24	Solid	.054	**515-2003-12-___**	**5.70**	- - - - - - - - - - - -	- - - -
C2004	22	Solid	.060	**515-2004-12-___**	**6.42**	**515-2004-21-___**	**33.80**

Carol Type	Replaces Belden	Replaces Alpha	Conductor AWG	Conductor Strand	Nominal OD (In.)	MOUSER STOCK NO.	Spool Price	MOUSER STOCK NO.	Spool Price
Stranded									
C2015	9923	3050	24	(7 x 32)	.058	**515-2015-12-___**	**6.61**	- - - - - - - - - - - -	- - - -
C2016	9921	3051	22	(7 x 30)	.064	**515-2016-12-___**	**7.00**	- - - - - - - - - - - -	- - - -
C2040	9919	3053	20	(10 x 30)	.072	**515-2040-12-___**	**7.50**	**515-2040-21-___**	**43.50**
C2064	9918	3055	18	(16 x 30)	.082	**515-2064-12-___**	**8.79**	- - - - - - - - - - - -	- - - -

UL 1015 / CSA TEW

- 600V
- -40°C to +105°C
- Passes UL VW-1S vertical flame test
- Fully annealed tinned copper
- Premium grade color coded PVC

OSHA TR-64 Style 1015

Specify color when ordering, see Color Code Chart

Stranded									
2100	9924	3070	24	(7 x 32)	.086	**515-2100-12-___**	**7.00**	**515-2100-21-___**	**38.50**
2101	8920	3071	22	(7 x 30)	.092	**515-2101-12-___**	**7.70**	**515-2101-21-___**	**45.25**
2102	8919	3073	20	(10 x 30)	.100	**515-2102-12-___**	**8.25**	**515-2102-21-___**	**51.55**
2103	8918	3075	18	(16 x 30)	.110	**515-2103-12-___**	**10.85**	**515-2103-21-___**	**68.90**
2104	8917	3077	16	(26 x 30)	.122	**515-2104-12-___**	**14.10**	**515-2104-21-___**	**91.89**

Striped combinations available on special order bases, subject to manufactures minimum order quantity. Call your Mouser Customer Service Representative for information.

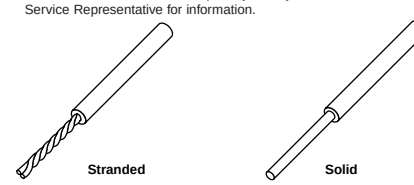

New COLORS Available

To Order..."Add applicable suffix for desired color to Mouser Stock No."

Example: (515-2003-12-01)

Color Code Chart

Colors	Ordering Suffix	Colors	Ordering Suffix
Black	01	Green	06
White	02	Dk. Blue	07
Red	03	Brown	08
Orange	04	Gray	10
Yellow	05	Violet	19

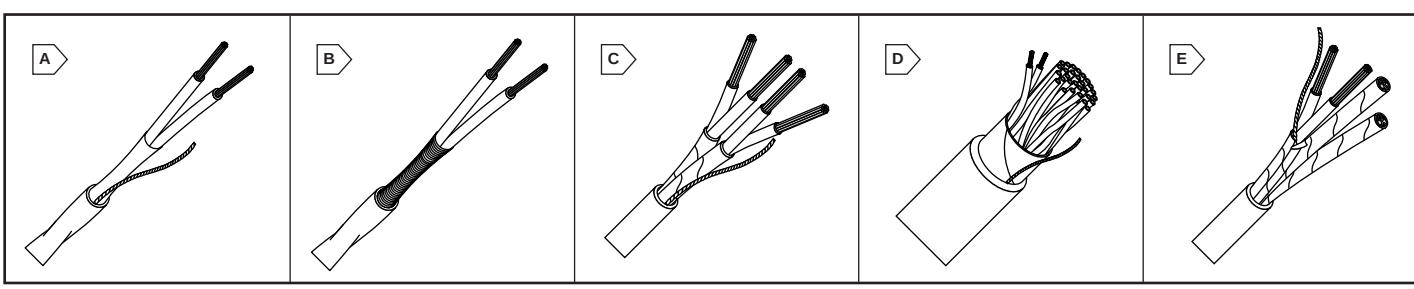

COMMUNICATION AND CONTROL CABLE

Multi-Conductor Shielded

(1) NEC Article 725, Type CL2
NEC Article 800, Type CM

(2) NEC Article 725, Type CL2

(1) (2) NEC

	MOUSER STOCK NO.	Fig.	No. of Cond.	Conductor AWG	Conductor Strand	% Shield Type	Nominal OD (In.)	Spool Feet	Spool Price 1	Spool Price 5
(2)	**515-2538-12**	A	2	14	(19 x 27)	100% alum. foil	.350	100	**72.90**	**63.76**
(1)	**515-2534-12**	A	2	18	(16 x 30)	100% alum. foil	.235	100	**22.30**	**19.51**
	515-2534-21	A	2	18	(16 x 30)	100% alum. foil	.235	1000	**228.53**	**132.96**
(1)	**515-2892-12**	B	2	18	(16 x 30)	85% tin Cu spiral	.240	100	**39.10**	**34.21**
(1)	**515-2888-12**	B	2	20	(10 x 30)	85% tin Cu spiral	.210	100	**30.30**	**26.54**
	515-1302-12	C	2	20	(26 x 34)	80% tin Cu braid	.270	100	**73.70**	**64.49**
(1)	**515-2514-12**	A	2	22	(7 x 30)	100% alum. foil	.181	100	**20.90**	**18.29**
	515-2514-21	A	2	22	(7 x 30)	100% alum. foil	.181	1000	**172.76**	**100.51**
(1)	**515-2882-12**	B	2	22	(7 x 30)	85% tin Cu spiral	.195	100	**25.60**	**22.34**
(2)	**515-2537-12**	A	3	16	(19 x 29)	100% alum. foil	.325	100	**62.40**	**54.60**
(1)	**515-2526-12**	A	3	22	(7 x 30)	100% alum. foil	.196	100	**22.30**	**19.15**
(1)	**515-2526-21**	A	3	22	(7 x 30)	100% alum. foil	.196	1000	**185.70**	**124.80**
(1)	**515-2678-12**	B	3	22	(7 x 30)	75% tin Cu braid	.220	100	**36.30**	**31.79**
(1)	**515-0742-12**	D	4	24	(7 x 32)	100% alum. foil	.185	100	**25.40**	**22.20**
	515-0742-21	D	4	24	(7 x 32)	100% alum. foil	.185	1000	**208.78**	**121.47**
	515-0748-12	D	25	24	(7 x 32)	100% alum. foil	.345	100	**124.10**	**108.59**
(1)	**515-0305-12**	C	27	24	(7 x 32)	85% tin Cu braid	.426	100	**190.60**	**166.74**
	515-0601-12	D	2	24	(7 x 32)	100% alum. foil	.215	100	**24.30**	**21.29**
(1)	**515-0603-12**	D	4	24	(7 x 32)	100% alum. foil	.245	100	**34.90**	**30.45**
	515-0603-21	D	4	24	(7 x 32)	100% alum. foil	.245	1000	**325.44**	**189.34**

COMMUNICATION AND CONTROL CABLE (Cont.)

Multi-Paired Individually Shielded

- Each pair has its own drain wire

	MOUSER STOCK NO.	Fig.	No. of Pairs	Conductor AWG	Conductor Strand	% Shield Type	Nominal OD (In.)	Spool Feet	Spool Price 1	Spool Price 5
(1)	**515-1353-18**	C	2	22	(7 x 30)	100% alum. foil	.206	500	**192.90**	**183.86**
	515-0910-12	E	2	24	(7 x 32)	100% alum. foil	.335	100	**55.70**	**48.74**
(2)	**515-6047-12**	E	3	18	(16 x 30)	100% alum. foil	.400	100	**89.70**	**78.46**
(1)	**515-6040-12**	E	3	22	(7 x 30)	100% alum. foil	.295	100	**67.00**	**58.65**
(1)	**515-6040-18**	E	3	22	(7 x 30)	100% alum. foil	.295	500	**279.29**	**265.10**
	515-0911-12	E	3	24	(7 x 32)	100% alum. foil	.345	100	**67.90**	**59.41**
(1)	**515-6041-12**	E	6	22	(7 x 30)	100% alum. foil	.375	100	**96.90**	**84.76**
	515-0991-12	E	3	22	(7 x 30)	100% alum. foil	.390	100	**159.10**	**139.21**

PLENUM COMPUTER AND CONTROL CABLE

Multi-Paired Unshielded

NEC Article 800-(3b(b)
Article 725 CL2

OSHA

MOUSER STOCK NO.	Fig.	No. of Cond.	Conductor AWG	Conductor Strand	% Shield Type	Nominal OD (In.)	Spool Price 1	Spool Price 5
515-8312-21	E	2	24	Solid	Unshielded	.121	**80.80**	**75.75**
515-8313-21	E	3	24	Solid	Unshielded	.129	**96.96**	**90.90**

FIRE PROTECTIVE SIGNAL CABLES

Shielded

OSHA

MOUSER STOCK NO.	Fig.	No. of Cond.	Conductor AWG	Conductor Strand	% Shield Type	Nominal OD (In.)	Spool Price 1	Spool Price 5
515-9584-21	D	4	18	Solid	Stranded w/ tinned Cu drain wire	.170	**325.90**	**309.61**

RUBBER INSULATED TEST LEAD WIRE

Features:

- Premium grade color coded rubber
- Super flexible stranded tinned annealed copper conductor
- Temperature range: -20°C to +60°C

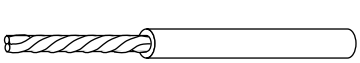

- Conductor: 20AWG (41 x 36)

MOUSER STOCK NO.	Color	Working Voltage	Spool Feet	Spool Price 1	Spool Price 5
515-1326-18-01	Black	1,500	500	**94.40**	**89.63**
515-1319-21-03	Red	3,000	1000	**199.90**	**189.70**

- Conductor: 18AWG (65 x 36)

MOUSER STOCK NO.	Color	Working Voltage	Spool Feet	Spool Price 1	Spool Price 5
515-1321-15-01	Black	5,000	250	**50.11**	**46.10**

.050" CENTERLINE GRAY FLAT IDC RIBBON CABLE

Specifications:

- 28AWG 7/36 stranded tinned copper
- Voltage rating: 300V
- Temperature rating: -20°C to 105°C
- Insulation: gray flame retardant flexible PVC
- Flammability rating: UL:VW1
- Red edged mark on conductor #1

For quantities greater than listed, call for quote.

MOUSER STOCK NO.	No. of Cond.	Price Per Foot 1	10	25	MOUSER STOCK NO.	Price Per 100' Spool	MOUSER STOCK NO.	Price Per 500' Spool
- - - - - - - - -	6	- - -	- - -	- - -	- - - - - - - - -	- - -	571-19711119	44.55
571-2570400FT	8	.16	.15	.13	571-2570400	9.85	571-29711110	44.80
571-1570402FT	9	.17	.16	.14	571-1570402	11.08	571-19711112	45.75
571-1570403FT	10	.18	.17	.15	571-1570403	12.30	571-19711113	50.80
571-1570404FT	14	.27	.24	.22	571-1570404	17.23	571-19711114	71.20
571-1570405FT	15	.28	.26	.23	571-1570405	18.45	571-19711115	76.20
571-1570406FT	16	.30	.27	.25	571-1570406	19.66	571-19711116	81.25
571-2570403FT	18	.33	.30	.28	571-2570403	22.13	571-29711113	91.45
571-570401FT	20	.35	.32	.29	571-570401	20.58	571-9711111	93.55
571-1570407FT	24	.45	.41	.37	571-1570407	29.74	571-19711117	122.90
571-570402FT	25	.47	.42	.39	571-570402	30.90	571-9711112	127.70
571-570403FT	26	.45	.41	.37	571-570403	29.44	571-9711113	121.65
- - - - - - - - -	28	- - -	- - -	- - -	- - - - - - - - -	- - -	571-39711113	137.90
571-2570401FT	30	.55	.50	.45	571-2570401	36.14	571-29711111	149.30
571-570404FT	34	.58	.53	.48	571-570404	38.49	571-9711114	159.05
571-2570405FT	36	.65	.59	.54	571-2570405	42.90	571-29711115	160.70
571-1570408FT	37	.71	.65	.59	571-1570408	47.28	571-19711118	195.35
571-570405FT	40	.68	.62	.56	571-570405	45.29	571-9711115	187.15
571-2570404FT	44	.87	.79	.72	571-2570404	52.38	571-29711114	238.05
571-570406FT	50	.85	.77	.70	571-570406	56.62	571-9711116	233.95
571-570407FT	60	1.03	.94	.85	571-570407	67.94	571-9711117	280.75
571-2570402FT	64	1.10	1.00	.91	571-2570402	72.47	571-29711112	299.45

GRAY FLAT IDC RIBBON CABLE

Specifications:

- Voltage rating: 150V
- Temperature rating: -20°C to 105°C
- Insulation: gray flame retardant flexible PVC
- Flammability rating: UL:VW1
- Red edged mark on conductor #1

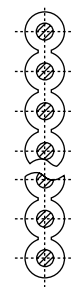

1mm Center Line

28AWG 7/36 stranded tinned copper

MOUSER STOCK NO.	No. of Cond.	Price Per 100' Spool
571-5570512	12	24.20
571-2570514	26	38.25
571-2570517	40	53.10
571-2570518	44	55.57
571-2570519	50	57.90
571-3570512	68	86.59

.025" Center Line

30AWG solid bare copper

MOUSER STOCK NO.	No. of Cond.	Price Per 100' Spool
571-1570133	20	9.92
571-1570134	24	13.25
571-1570135	30	16.37
571-4570139	34	18.55
571-1570137	40	21.82
571-1570139	50	27.28
571-2570130	60	32.74
571-2570131	68	37.10
571-2570133	80	43.65
571-2570134	100	54.57

SHIELDED/JACKETED .050" CENTERLINE IDC RIBBON CABLE

Specifications:

- 28AWG 7/36 stranded tinned copper
- Temperature rating: -20°C to 105°C
- Red edge mark on conductor #1
- Shielding: aluminum/polyester/aluminum
- Voltage rating: 300V
- Current rating: 1A
- Flammability rating: UL:VW1
- Jacket: black PVC

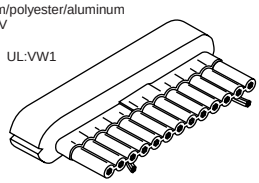

For quantities greater than listed, call for quote.

MOUSER STOCK NO.	No. of Cond.	Price Per 100' Spool
571-576469	9	70.20
571-1576460	10	76.28
571-1576465	15	81.00
571-2576460	20	91.80
571-2576465	25	102.60
571-2576466	26	108.00
571-3576464	34	125.55
571-3576466	36	145.80
571-3576467	37	151.20
571-4576460	40	162.00
571-5576460	50	202.50
571-6576460	60	240.30
571-6576464	64	269.33

AMP-TWIST™ .050" CENTERLINE COLOR CODED, ROUND TO FLAT IDC RIBBON CABLE

Specifications:

- 28AWG 7/36 tinned copper
- Voltage rating: 300V
- Current rating: .5A
- Temperature rating: -20°C to 105°C
- Insulation: .010" nom. wall color coded PVC
- Flammability rating: UL:VW1
- Jacket: gray PVC

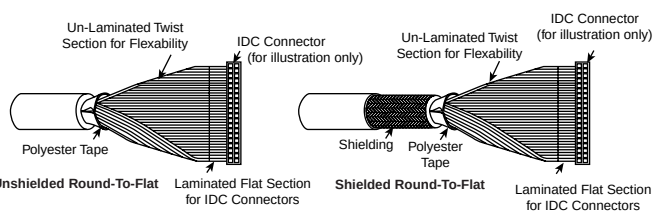

Unshielded Round-To-Flat

Insulation: .010" nom. wall color coded PVC

MOUSER STOCK NO.	No. of Cond.	Price Per Foot 1	10	25	MOUSER STOCK NO.	Price Per 100' Spool
571-1576483FT	26	2.30	2.04	1.90	571-1576483	138.06
571-1576487FT	34	2.45	2.23	2.02	571-1576487	147.08
571-2576480FT	40	2.68	2.44	2.21	571-2576480	160.95
571-2576485FT	50	3.19	2.90	2.63	571-2576485	191.48
571-3576480FT	60	3.33	3.02	2.75	571-3576480	199.80
571-3576482FT	64	3.46	3.15	2.86	571-3576482	208.13

Shielded Round-To-Flat

Shielding: aluminum / polyester plus 65% coverage tinned copper braid

MOUSER STOCK NO.	No. of Cond.	Price Per Foot 1	10	25	MOUSER STOCK NO.	Price Per 100' Spool
571-1576473FT	26	2.61	2.37	2.16	571-1576473	156.65
571-1576477FT	34	3.28	2.98	2.71	571-1576477	197.27
571-2576470FT	40	3.67	3.34	3.03	571-2576470	220.48
571-2576475FT	50	4.01	3.64	3.31	571-2576475	240.78
571-3576470FT	60	4.39	3.99	3.63	571-3576470	263.99
571-3576472FT	64	4.55	4.14	3.76	571-3576472	273.42

AMP-TWIST™ .050" CENTERLINE COLOR CODED TWISTED PAIR, IDC RIBBON CABLE

Specifications:

- 28AWG 7/36 tinned copper
- Voltage rating: 300V
- Current rating: 1A
- Temperature rating: -20°C to 105°C
- Insulation: .010" nom. wall color coded PVC
- Flammability rating: UL:VW1

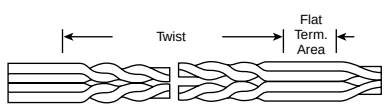

For quantities greater than listed, call for quote.

MOUSER STOCK NO.	No. of Cond.	Price Per Foot 1	10	25	MOUSER STOCK NO.	Price Per 100' Spool
571-576415FT	10	.39	.35	.32	571-576415	23.22
571-576417FT	14	.53	.48	.44	571-576417	32.40
571-576418FT	16	.62	.56	.51	571-576418	37.13
571-1576410FT	20	.70	.64	.58	571-1576410	41.58
571-1576413FT	26	.90	.82	.74	571-1576413	54.00
571-1576417FT	34	1.18	1.08	.98	571-1576417	70.88
571-1576418FT	36	1.25	1.14	1.03	571-1576418	74.93
571-2576410FT	40	1.38	1.26	1.14	571-2576410	83.16
571-2576415FT	50	1.73	1.57	1.43	571-2576415	103.95
571-3576410FT	60	2.08	1.89	1.72	571-3576410	124.88
571-3576412FT	64	2.21	2.01	1.83	571-3576412	132.98

AMP CODE 10™ .050" CENTERLINE MULTI-COLORED IDC RIBBON CABLE

Specifications:

- 28AWG 7/36 stranded tinned copper
- Voltage rating: 300V
- Current rating: 1A
- Temperature rating: -20°C to 105°C
- Flammability rating: UL:VW1
- Color coded PVC

For quantities greater than listed, call for quote.

MOUSER STOCK NO.	No. of Cond.	Price Per Foot 1	10	25	MOUSER STOCK NO.	Price Per 100' Spool
571-1576430FT	10	.57	.52	.47	571-1576430	33.75
571-1576434FT	14	.65	.59	.54	571-1576434	39.15
571-1576436FT	16	.70	.64	.58	571-1576436	41.85
571-2576430FT	20	.78	.71	.65	571-2576430	47.25
571-2576434FT	24	.87	.79	.72	571-2576434	51.98
571-2576435FT	25	.88	.80	.73	571-2576435	53.33
571-2576436FT	26	.92	.83	.76	571-2576436	55.35
571-3576434FT	34	1.40	1.27	1.16	571-3576434	84.38
571-3576436FT	36	1.43	1.30	1.18	571-3576436	86.40
571-3576437FT	37	1.46	1.33	1.21	571-3576437	88.43
571-4576430FT	40	1.53	1.39	1.27	571-4576430	92.48
571-5576430FT	50	1.73	1.57	1.43	571-5576430	103.95
571-6576430FT	60	1.98	1.80	1.64	571-6576430	119.48
571-6576434FT	64	2.11	1.92	1.75	571-6576434	126.90

IDC Flat, Telephone, and Data Cable

(Insulation Displacement Connector Cable)

3M SCOTCHFLEX™ IDC FLAT CABLE AND ROUND CABLE

Specifications:

- Insulation: polyvinylchloride (PVC)
- Conductors: 28AWG 7 x 36 tinned stranded copper
- Center spacing: .050"
- Flammability rating: UL VW-1

Gray Flat Cable (For Economy)

- Voltage rating: 300V
- Splice free
- Temperature rating: -20°C to +105°C

By the Foot / **By the 100 ft. Reel**

MOUSER STOCK NO.	No. of Cond.	Price Per Foot 1	10	25	MOUSER STOCK NO.	Price Per 100' Spool
517-3365/9FT	9	.35	.32	.29	517-3365/9	20.52
517-3365/10FT	10	.39	.36	.32	517-3365/10	22.79
517-3365/14FT	14	.55	.50	.45	517-3365/14	31.88
517-3365/15FT	15	.59	.53	.48	517-3365/15	36.42
517-3365/16FT	16	.63	.57	.51	517-3365/16	36.42
517-3365/20FT	20	.78	.71	.64	517-3365/20	45.55
517-3365/25FT	25	.98	.89	.80	517-3365/25	56.94
517-3365/26FT	26	1.02	.92	.83	517-3365/26	59.21
517-3365/34FT	34	1.33	1.21	1.09	517-3365/34	77.41
517-3365/37FT	37	1.45	1.32	1.18	517-3365/37	84.26
517-3365/40FT	40	1.56	1.42	1.28	517-3365/40	91.09
517-3365/50FT	50	1.96	1.78	1.60	517-3365/50	113.85
517-3365/60FT	60	2.34	2.13	1.92	517-3365/60	136.62

Color Coded Flat Cable (For Easier Wire Identification)

- Voltage rating: 300V
- Temperature rating: -20°C to +80°C

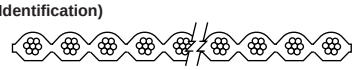

By the Foot / **By the 100 ft. Reel**

517-3302/9FT	9	.51	.46	.42	517-3302/9	31.71
517-3302/10FT	10	.61	.55	.49	517-3302/10	32.64
517-3302/14FT	14	.79	.72	.65	517-3302/14	45.70
517-3302/16FT	16	.97	.88	.79	517-3302/16	52.24
517-3302/20FT	20	1.13	1.03	.93	517-3302/20	65.28
517-3302/25FT	25	1.45	1.32	1.18	517-3302/25	81.60
517-3302/26FT	26	1.47	1.34	1.20	517-3302/26	84.86
517-3302/34FT	34	1.92	1.75	1.58	517-3302/34	110.94
517-3302/37FT	37	2.09	1.90	1.71	517-3302/37	120.76
517-3302/40FT	40	2.26	2.06	1.85	517-3302/40	130.54
517-3302/50FT	50	2.83	2.57	2.31	517-3302/50	163.18
517-3302/60FT	60	3.39	3.08	2.78	517-3302/60	195.82

Twisted Pair Flat Cable (For Reduced Crosstalk)

- Voltage rating: 300V
- Temperature rating: -20°C to +80°C

E42769

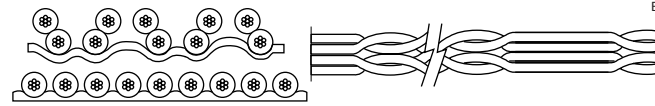

By the Foot / **By the 100 ft. Reel**

MOUSER STOCK NO.	No. of Cond.	Price Per Foot 1	10	25	MOUSER STOCK NO.	Price Per 100' Spool
517-1700/10FT	10	.69	.63	.56	517-1700/10	28.00
517-1700/14FT	14	.69	.63	.56	517-1700/14	39.20
517-1700/16FT	16	.78	.71	.64	517-1700/16	44.80
517-1700/20FT	20	.97	.88	.79	517-1700/20	56.00
517-1700/26FT	26	1.26	1.15	1.03	517-1700/26	72.80
517-1700/34FT	34	1.65	1.50	1.35	517-1700/34	95.20
517-1700/36FT	36	1.75	1.59	1.43	517-1700/36	100.80
517-1700/40FT	40	1.94	1.76	1.59	517-1700/40	112.00
517-1700/50FT	50	2.60	2.36	2.12	517-1700/50	140.00
517-1700/60FT	60	3.11	2.83	2.55	517-1700/60	168.00
517-1700/64FT	64	3.11	2.82	2.54	517-1700/64	179.20

Round Jacketed/Shielded Flat Cable (For EMI/ESD Protection)

- Splice free
- Voltage rating: 150V
- Temperature rating: -20°C to +80°C

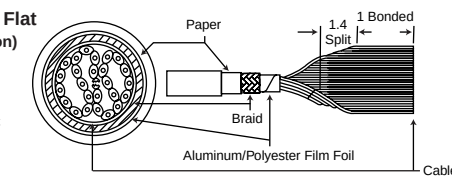

By the Foot / **By the 100 ft. Reel**

517-3659/9FT	9	1.75	1.59	1.47	517-3659/9	109.23
517-3659/10FT	10	1.96	1.78	1.61	517-3659/10	114.35
517-3659/15FT	15	2.22	2.02	1.81	517-3659/15	129.25
517-3659/20FT	20	2.39	2.17	1.95	517-3659/20	139.17
517-3659/25FT	25	2.64	2.40	2.16	517-3659/25	153.81
517-3659/26FT	26	2.73	2.48	2.23	517-3659/26	159.06
517-3659/34FT	34	3.07	2.79	2.51	517-3659/34	178.96
517-3659/37FT	37	3.24	2.95	2.65	517-3659/37	188.89
517-3659/40FT	40	3.33	3.03	2.72	517-3659/40	193.86
517-3659/50FT	50	3.84	3.49	3.14	517-3659/50	223.69

NANOFLEX HI-DENSITY CABLE

Use with all .050" center, hi-density connectors.

Mechanical Specifications:

- Conductor: 30AWG, 7/38
- Insulator: PVC gray

Electrical Specifications:

- Voltage rating: 30V
- Impedance: 75Ω
- Temperature rating: 105°C

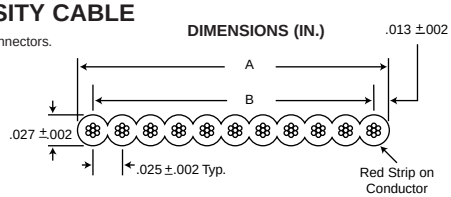

By the Foot / **By the 100 ft. Reel**

MOUSER STOCK NO.	No. of Positions	Dimensions (In.) A	B	Price Per Foot 1	25	MOUSER STOCK NO.	Price Per Reel 1	5
544-26NFC/FT	26	.65	.625	.77	.70	544-26NFC	65.00	59.00
544-34NFC/FT	34	.85	.825	.99	.90	544-34NFC	84.00	76.00
544-40NFC/FT	40	1.00	.975	1.19	1.08	544-40NFC	100.00	91.00
544-50NFC/FT	50	1.25	1.225	1.46	1.33	544-50NFC	123.00	112.00
544-60NFC/FT	60	1.50	1.475	1.74	1.58	544-60NFC	146.00	133.00
544-80NFC/FT	80	2.00	1.975	2.80	2.55	544-80NFC	236.00	215.00
544-100NFC/FT	100	2.50	2.475	2.92	2.66	544-100NFC	246.00	224.00

IDC FLAT CABLE

Features:

- Conductor size: 28 AWG
- Gray color
- Edge polarizing stripe
- Conductor spacing: .050"
- Available by the foot or in 50' or 100' dispenser box
- Conductor material: 7/36 stranded copper wire, tin plated
- Conductor material: 7/36 stranded copper wire, tin plated
- Insulation: 300V 105°C PVC (polyvinylchloride)
- Voltage rating: 300V (150V for 96 conductor)

No. E82373
(Except 96 Conductor)

Cable Sold by the Foot

For quantities greater than listed, call for quote.

MOUSER STOCK NO.	No. of Cond.	Price Per Foot 1	5	10	25
172-1400FT	14	.33	.29	.26	.25
172-1600FT	16	.39	.34	.30	.28
172-2000FT	20	.45	.40	.35	.34
172-2400FT	24	.54	.48	.42	.41
172-2500FT	25	.55	.49	.43	.42
172-2600FT	26	.55	.49	.43	.42
172-3400FT	34	.76	.67	.59	.57
172-3600FT	36	.79	.70	.62	.61
172-5000FT	50	1.05	.93	.83	.80
172-6400FT	64	1.26	1.12	1.00	.97

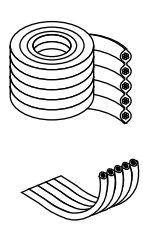

50 Ft. Spools

For quantities greater than listed, call for quote.

MOUSER STOCK NO.	No. of Cond.	Spool Price 1	5
172-2401	24	19.10	17.53

100 Ft. Spools

172-1402	14	21.88	20.13
172-1602	16	23.38	21.51
172-2002	20	29.28	26.93
172-2402	24	35.50	32.66
172-2502	25	36.33	33.42
172-2602	26	38.25	35.19
172-3402	34	44.33	40.78
172-3602	36	46.40	42.69
172-5002	50	64.90	59.71
172-6402	64	81.93	75.38

IDC FLAT CABLE CLAMPS

Features:

- Can be mounted with bolts, rivets, or adhesive pads
- Solves flat cable routing problems
- Allows stacking of up to 8 cables
- Locks securely

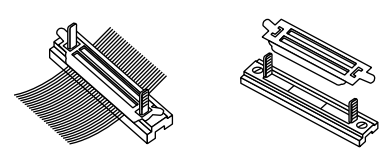

For quantities greater than listed, call for quote.

MOUSER STOCK NO.	No. of Conductors	Price Each 1	100	500
172-W7700A	Up to 26	.49	.40	.36
172-W7700B	Up to 40	.59	.46	.42
172-W7700C	Up to 64	.64	.53	.48

FLAT MODULAR TELEPHONE AND DATA CABLE

"By The Foot" orders will be shipped in a simple continuous coil of the number of feet ordered.

Features:

- Tinned copper conductors prevent corrosion
- Compatible with all USOC modular plugs

Specifications:

- PVC jacket
- 26 AWG, 7 x 34 stranding
- Conductors are USOC color coded

Cable Diagrams

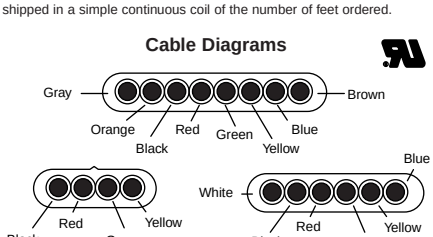

By The Foot / **By The 1000' Spool**

MOUSER STOCK NO.	No. of Cond.	Color	Price Per Foot 1	50	100	250	SPOOL STOCK NO.	Price Per 1000' Spool 1	5	10	25
172-UL4010-FT	4	Silver Satin	.12	.076	.063	.061	172-UL4010	52.55	47.82	43.50	42.00
172-UL6010-FT	6	Silver Satin	.18	.116	.090	.087	172-UL6010	68.02	61.90	56.33	55.60
172-UL8010-FT	8	Silver Satin	.25	.160	.129	.125	172-UL8010	92.09	83.80	72.26	71.79
172-UL4110-FT	4	Black	.12	.076	.063	.061	172-UL4110	52.55	47.82	43.50	42.00
172-UL6110-FT	6	Black	.18	.116	.090	.087	172-UL6110	68.02	61.90	56.33	55.60
172-UL8110-FT	8	Black	.25	.160	.129	.125	172-UL8110	92.09	83.80	72.26	71.79
172-UL4210-FT	4	White	.12	.076	.063	.061	172-UL4210	52.55	47.82	43.50	42.00
172-UL6210-FT	6	White	.18	.116	.090	.087	172-UL6210	68.02	61.90	56.33	55.60
172-UL8210-FT	8	White	.25	.160	.129	.125	172-UL8210	92.09	83.80	72.26	71.79

AC Power Cords

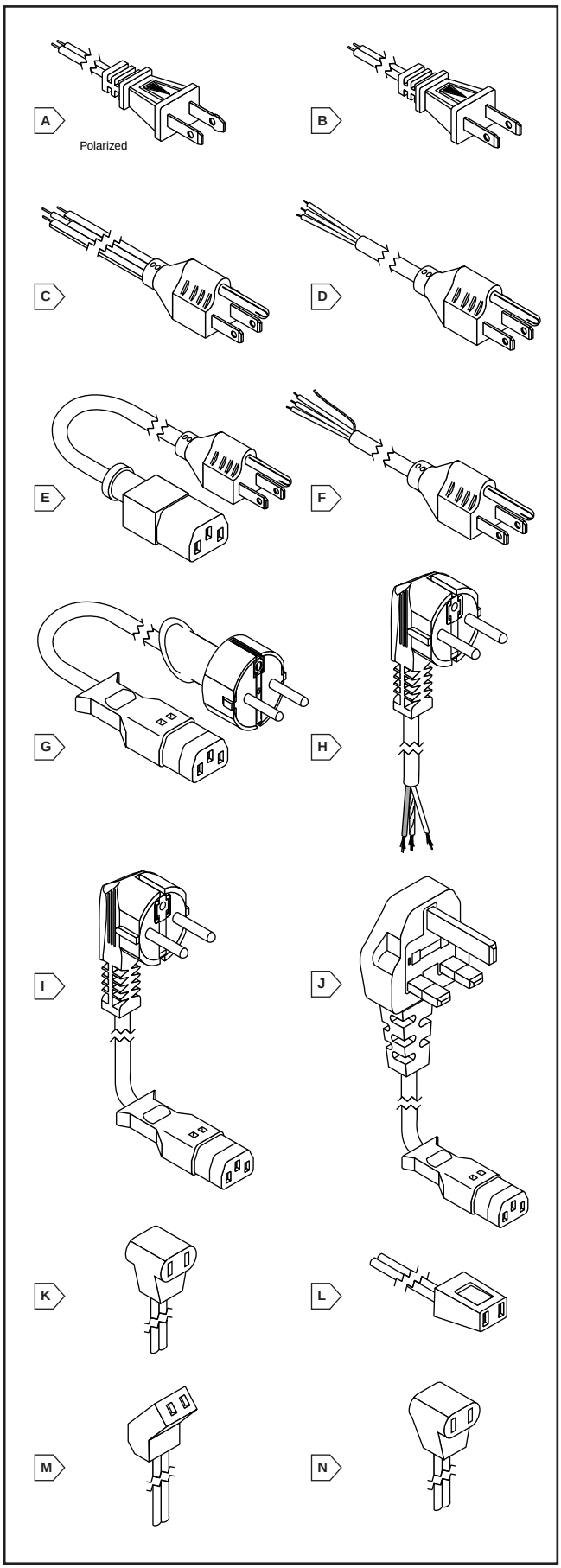

POWER SUPPLY CORDS

Both two and three conductors types are offered in 6', 7 1/2', and 8' lengths with molded, low profile, crush resistant, NEMA 1-15P or 5-15P plugs. 18 AWG types are rated 125V, 1250 watts. 16 AWG type is rated 125V, 1625 watts. 14 AWG type is rated 125V, 1875 watts. All are UL listed and CSA certified.

Specifications:

- Temperature: 60°C
- Rated:

AWG	18	16	14
Volts	125	125	125
Amps	10	13	15
Watts	1250	1625	1875

Features:

- Economical and efficient
- Mechanical performance meets OEM requirements
- Excellent resistance to abrasion and blade wear requirements

UL listed CSA certified

Two Conductor Types

NEMA 1-15P Plug

MOUSER STOCK NO.	Fig.	Replaces Belden#	Size	Type	Rating @ 125V (A)	Length	Color	Price Each 1	10	100	500
173-11112	A	- - - -	18/2	SPT-1	10	6'	Black	.88	.83	.78	.74
173-11102	B	- - - -	18/2	SPT-1	10	6'	Black	.88	.83	.78	.74
173-11123	B	- - - -	18/2	SPT-1	10	6'	Brown	.88	.83	.78	.75
173-31102	B	- - - -	18/2	SPT-2	10	6'	Black	1.17	1.11	1.05	.99

Three Conductor Types

NEMA 5-15P Plug

173-33121	C	- - - -	18/3	SPT-2	10	6'	Gray	2.15	1.78	1.62	1.46
173-33101	C	- - - -	18/3	SPT-2	10	6'	Black	2.15	1.78	1.62	1.46
173-53101	D	17237	18/3	SVT	10	6'	Black	2.80	2.33	2.12	1.90
173-53102	D	17239	18/3	SVT	10	8'	Black	3.37	2.80	2.54	2.29
173-53121	D	176237	18/3	SVT	10	6'	Gray	2.80	2.33	2.12	1.90
173-73101	D	17405	18/3	SJT	10	6'	Black	2.88	2.39	2.17	1.96
173-73102	D	17407	18/3	SJT	10	8'	Black	3.59	2.98	2.71	2.44
173-75102	D	- - - -	16/3	SJT	13	8'	Black	3.39	2.82	2.56	2.30
173-78101	D	- - - -	14/3	SJT	15	6'	Black	4.33	3.59	3.27	2.94

Three Conductor Detachable AC Cord Set

NEMA 5-15P Plug

173-63101	E	17250	18/3	SVT	10	7'6"	Black	3.98	3.34	2.99	2.70
173-63102	E	- - - -	18/3	SVT	10	8'	Black	4.16	3.45	3.14	2.82
173-63121	E	17250	18/3	SVT	10	7'6"	Gray	3.98	3.34	2.99	2.70

Three Conductor Shielded Power Cords

Control the error-generating effects of ambient electrical interference.

Features:

- Low profile molded plug
- Color code: CEE
- 100% foil shield
- Drain wire terminated to ground pin of plug
- High stranding for extended flexibility

NEMA 5-15P Plug

MOUSER STOCK NO.	Fig.	Replaces Belden#	AWG Strand	UL Type	Voltage Rating	Length	Color	Price Each 1	10	100	500
173-53100	F	17740	18 41/34	SVT	300V	6'7"	Black	3.70	3.08	2.80	2.51

INTERNATIONAL POWER CORDS

Continental Europe

Conductors: 3 x 1.00(mm²)

MOUSER STOCK NO.	Fig.	Replaces Belden#	Cord Type	Rating @ 250V (A)	Length (Meters)	Color	Price Each 1	10	100	500
562-364002	G	17811	HO5VV-F	10	2.5	Black	5.00	4.50	4.10	3.76
562-366003	H	17811	HO5VV-F	10	2.5	Black	4.24	3.82	3.48	3.16
562-367001	I	- - - -	HO5VV-F	10	2.5	Black	6.21	5.60	5.10	4.64

United Kingdom

Conductors: 3 x 1.00(mm²)

MOUSER STOCK NO.	Fig.	Replaces Belden#	Cord Type	Rating @ 250V (A)	Length (Meters)	Color	Price Each 1	10	100	500
562-370001	J	17965	HO5VV-F	10	2.5	Black	11.30	10.23	9.30	8.22

FAN POWER CORD

Designed for use with the Agusta 4.69" AC Tubeaxial fans. Can be used with all AC fans using .110" x .020" faston terminals with .3125" spacing. Temperature rating: 105°C (max).

E56356 LL38816

MOUSER STOCK NO.	Fig.	AWG	Cord Type	Termination	Length	Price Each 1	10	25	50
432-6101	K	18	SPT-1	T-type	2'	1.78	1.57	1.43	1.30

FAN-S-DIV. Qualtek Electronics Corporation — FAN POWER CORDS

High quality fan power cords designed to be used with Tubeaxial fans.
Strain relief is incorporated for added safety.

Specifications:

- Temperature range: 105°C
- UL rated 10A / 125VAC
- CSA rated 7A / 125VAC

E118750 LR5884-5M

MOUSER STOCK NO.	Fig.	Style	Cord Type	Voltage Rating	Length	Color	Price Each 1	10	25	50
562-07100-24	L	Straight	SPT-1	300V	2'	Black	1.36	1.26	1.18	1.10
562-07145-24	M	45°	SPT-1	300V	2'	Black	1.36	1.26	1.18	1.10
562-07190-24	N	90°	SPT-1	300V	2'	Black	1.36	1.26	1.18	1.10
562-07199-24	K	T-Plug	SPT-1	300V	2'	Black	1.36	1.26	1.18	1.10

Power Line Connectors, AC Plugs, and Receptacles

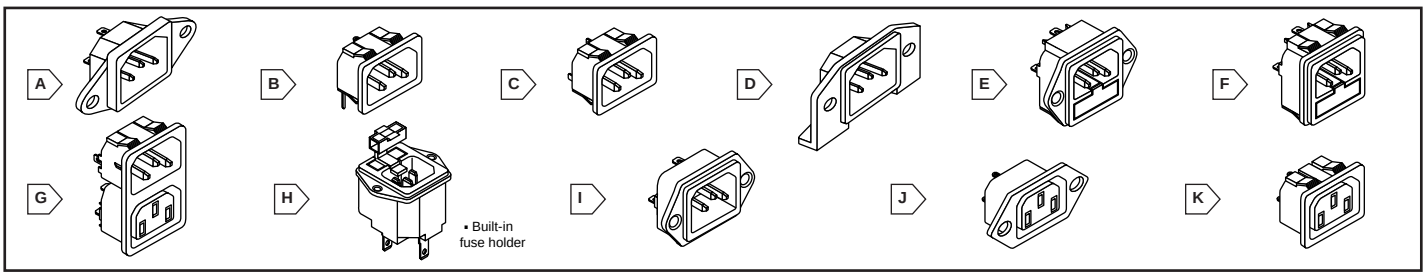

Panel Mount AC Power Inlets

E94191(S)

Specifications:

- Current rating: UL, CSA 15A / 250, VDE 10A / 250 • Temperature rating: 65°C
- Approvals: UL, CSA, VDE, SEV, SEMKO, NEMKO, DEMKO, SETI

For quantities greater than listed, call for quote.

MOUSER STOCK NO.	Fig.	Description	Terminal Type	Price Each 1	10	100
✻ 161-0707-1	A	Screw mount	Solder tab	.97	.88	.81
✻ 161-0707-1-187	A	Screw mount	Solder tab / .187" faston	.97	.88	.81
✻ 161-0707-1-250	A	Screw mount	.250" faston	.97	.88	.81
† 161-0711-2	B	PCB mount	PC	1.67	1.52	1.39
† 161-0711	C	Snap-in mount	Solder tab	1.18	1.07	.98
† 161-0711-187	C	Snap-in mount	Solder tab / .187" faston	1.18	1.07	.98
† 161-0711-250	C	Snap-in mount	.250" faston	1.18	1.07	.98

PC Board AC Power Inlet

Specifications:

- Current rating: UL, CSA 15A / 250, VDE 10A / 250 • Temperature rating: 65°C
- Approvals: UL, CSA, VDE, SEV, SEMKO, NEMKO, DEMKO, SETI

For quantities greater than listed, call for quote.

161-0714-7	D	Screw mount	PC	1.53	1.39	1.27

IEC 320 AC Power Inlets with Miniature Fuse Holder

E122965(S)

Specifications:

- Current rating: UL, CSA, VDE 10A / 250 • Temperature rating: 65°C
- Approvals: UL, CSA, VDE, SEV, SEMKO, NEMKO, DEMKO, SETI

For quantities greater than listed, call for quote.

MOUSER STOCK NO.	Fig.	Description	Terminal Type	Price Each 1	10	100
161-0717-187	E	Screw mount	Solder tab / .187" faston	2.32	2.11	1.92
161-0717-1-187	F	Snap-in mount	Solder tab / .187" faston	2.32	2.11	1.92

IEC 320 / CEE 22 Combination AC Power Inlet / Outlet

Specifications:

- Current rating: UL, CSA, VDE 10A / 250 • Temperature rating: 65°C
- Approvals: UL, CSA, VDE, SEV, SEMKO

For quantities greater than listed, call for quote.

MOUSER STOCK NO.	Fig.	Description	Terminal Type	Price Each 1	10	100
161-0712	G	Snap-in mount	Solder tab / .187" faston	3.29	2.99	2.72

NEMA 5-15R AC Power Outlets

Features:

- Mates to standard CEE-22 cord set
- Receptacles: IEC rated and approved for use in Europe
- Mates with detachable power cord sets 173-63101, 173-63102, 173-63121, 557-63122, 515-04515, 515-04850
- Mates to Belden 17250, 17251 power cords
- 16PJ522 fused receptacle accepts up to 6 amp midget fuse (5 x 20mm)

For quantities greater than listed, call for quote.

Panel Mount

MOUSER STOCK NO.	Fig.	Description	Price Each 1	10	100
16PJ522	H	Fused with solder lug termination	3.77	3.14	2.86
161-3516	I	Standard with solder lug term., 15A @ 250V	1.41	1.08	.98
16PJ152	I	Standard with .187" faston termination	1.59	1.24	1.13
16PJ153	I	Standard with .250" faston termination	1.59	1.24	1.13

IEC 320 AC Power Outlets

Specifications:

- Current rating: UL, CSA, VDE 10A / 250 • Temperature rating: 65°C
- Approvals: UL, CSA, VDE, SEV, SEMKO

For quantities greater than listed, call for quote.

MOUSER STOCK NO.	Fig.	Description	Terminal Type	Price Each 1	10	100
161-0708-1	J	Screw mount	Solder tab	1.36	1.24	1.13
161-0718-1	K	Snap-in mount	Solder tab	1.30	1.18	1.08

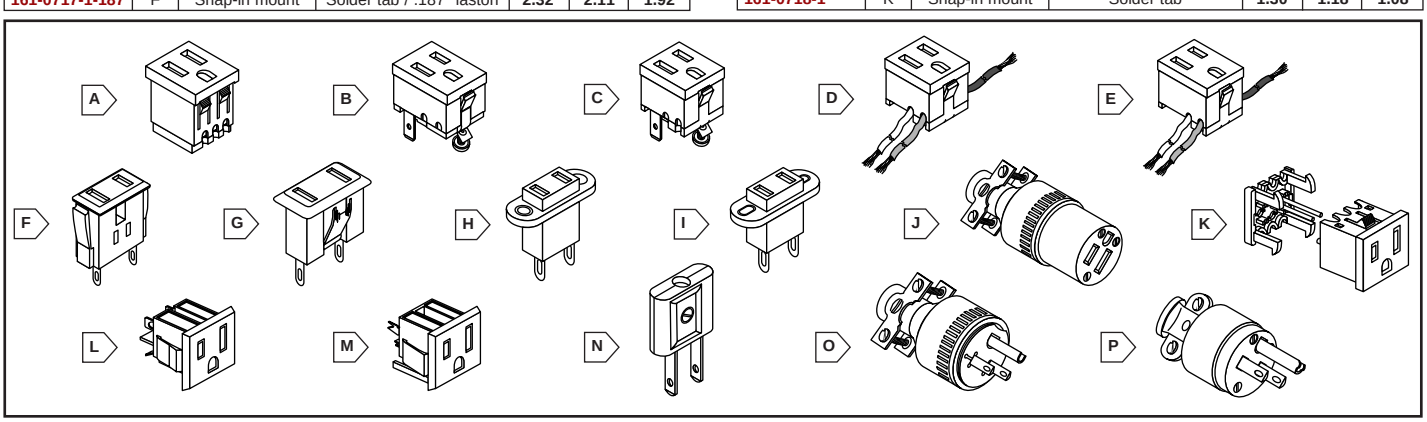

STANDARD AC RECEPTACLES

✻ UL Listed

Note: All 2 conductor receptacles are non-polarized unless otherwise noted.

Snap-In Mount

For quantities greater than listed, call for quote.

MOUSER STOCK NO.	Fig.	Description	Fits Panel Thickness	Price Each 1	10
151-0003	A	3 cond. polarized w/ground, black	.020-.079	1.29	.99
✻ 5160-67BK	B	3 cond. polarized w/ground, black plastic	.031-.070	4.71	4.24
✻ 5160-67W	B	3 cond. polarized w/ground, white plastic	.031-.070	4.71	4.24
✻ 5160-49BK	C	Midget, polarized, black plastic	.031-.070	5.89	5.31
✻ 5160-49W	C	Midget, polarized, white plastic	.031-.070	5.89	5.31
✻ 5160-49-2BK	D	Midget, polarized, heavy wire leads, blk plas.	.031-.070	6.41	5.77
✻ 5160-49-2W	D	Midget, polarized, heavy wire leads, wh plas.	.031-.070	6.41	5.77
✻ 5160-67-2W	E	2-6" #14AWG cond. w/ 1-6" #16AWG ground	.031-.070	5.51	4.95
15AC037	F	2 cond., polarized, 15 amp-125VAC	.031-.047	1.11	.85
15AC022	G	6 amp-125V, black plastic	.039-.063	1.24	1.03

Panel Mount

For quantities greater than listed, call for quote.

MOUSER STOCK NO.	Fig.	Description	Price Each 1	10
✻ 15AC021	H	2 conductor, black plastic	.96	.74
15AC035	I	15 amp-125VAC, black plastic	.88	.68

Cable Mount

For quantities greater than listed, call for quote.

✻ 5160-222	J	.600" cord size, rubber, 3 cond. grounded, polarized, blk	8.26	7.43

DETACHABLE AC CORD RECEPTACLES

Specifications:

- Current rating: UL, CSA 15A / 125
- Approvals: UL, CSA

For quantities greater than listed, call for quote.

MOUSER STOCK NO.	Fig.	Description	Terminal Type	Price Each 1	10	100
161-0710-12	K	Snap-in mount	V-slotted / .205" faston	1.36	1.23	1.13
161-0709	L	Snap-in mount	Solder tab / .187" faston	.81	.74	.67
161-0709-1	M	Snap-in mount	V-slotted	.86	.78	.71

STANDARD AC PLUGS

Cable Mount

For quantities greater than listed, call for quote.

MOUSER STOCK NO.	Fig.	Description	Price Each 1	10
174-760B	N	2 cond., hi-rel 10A-250V, non-polarized, black	.89	.80
5160-203	O	3 cond. grounded, .600" cord size, rubber with cord clamp, black	4.80	4.32
✻ 5160-2867	P	3 cond. grounded, .685" cord size, yellow vinyl with armored cap and cord clamp	4.51	4.06

Alligator Clips

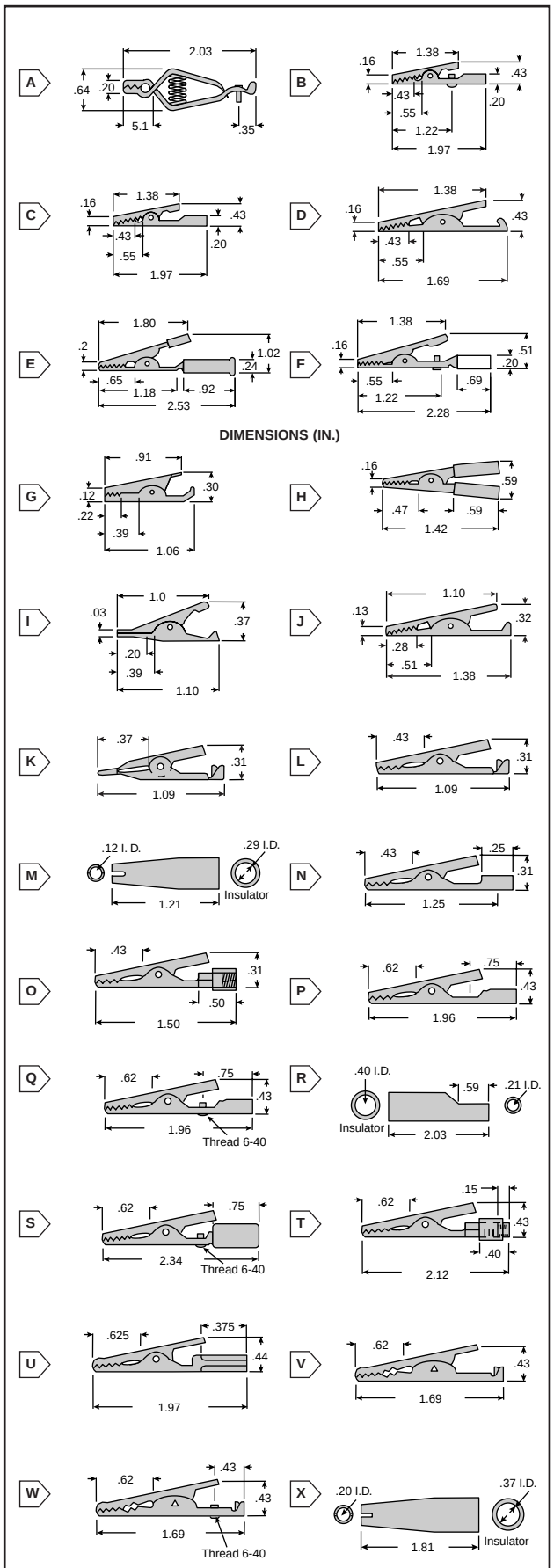

CLIPS

Battery Clips

For quantities greater than listed, call for quote.

MOUSER STOCK NO.	Fig.	Mueller	Smith	Description	Price Each 1	100	500
13AC511	A	48R&49R	- - - -	Clip with red insulated boot	.98	.890	.809
13AC512	A	48B&49B	- - - -	Clip with black insulated boot	.98	.890	.809

Alligator Clips

For quantities greater than listed, call for quote.

MOUSER STOCK NO.	Fig.	Mueller	Smith	Description	Price Each 1	100	500
13AC008	B	60S	- - - -	Clip/non-insulated screw terminal	.26	.250	.240
13AC009	C	60	300	Clip/non-insulated	.22	.200	.195
13AC140	D	- - - -	- - - -	Clip/non-insulated solder terminal	.32	.306	.289
13AC141	-	62R	331R	Red boot for clips above	.20	.174	.160
13AC142	-	62B	331B	Black boot for clips above	.20	.174	.160
13AC091	E	- - - -	- - - -	Clips w/red insulated sleeve & tab	.43	.325	.309
13AC092	E	- - - -	- - - -	Clips w/black insulated sleeve & tab	.43	.325	.309
13AC151	F	60HSR	351R	Clip w/red insulated sleeve	.53	.450	.410
13AC152	F	60HSB	351B	Clip w/black insulated sleeve	.53	.450	.410
13AC120	G	30	338	Test clip (non-insulated) solder term	.17	.162	.153
13AC121	-	32R	389R	Red insulating boot for 13AC120	.13	.119	.111
13AC122	-	32B	389B	Black insulated boot for 13AC120	.13	.119	.111
13AC123	-	32G	389G	Green insulated boot for 13AC120	.13	.119	.111
13AC124	-	32Y	389Y	Yellow insulated boot for 13AC120	.13	.119	.111
13AC161	H	- - - -	- - - -	Clip/red insulated. Tabs, solder term	.38	.343	.312
13AC162	H	- - - -	- - - -	Clip/black insulated. Tabs, solder term	.38	.343	.312
13AC170	I	34	- - - -	Test clip (non-insulated) solder term	.33	.260	.240
13AC171	-	36R	- - - -	Red insulated boot for 13AC170	.18	.157	.143
13AC172	-	36B	- - - -	Black insulated boot for 13AC170	.18	.157	.143
13AC130	J	- - - -	- - - -	Test clip (non-insulated) solder term	.38	.250	.230
13AC131	-	- - - -	- - - -	Red insulated boot for 13AC130	.13	.119	.111
13AC132	-	- - - -	- - - -	Black insulated boot for 13AC130	.13	.119	.111

MUELLER® CLIPS

30 Series Miniature Clips

For quantities greater than listed, call for quote.

MOUSER STOCK NO.	Fig.	Length (Inches)	Jaw Open	Description	Price Each 1	10	100
548-34	K	1.09	.22	Steel, cadmium plated, for #20 or smaller wire. Smooth jawed "microscopic tip"	.39	.37	.35
548-34-C	K	1.09	.22	Steel, copper plated, same as 548-34	.40	.38	.36
548-30	L	1.09	.19	Steel, cadmium plated, for #20 or smaller wire. Full meshing teeth	.20	.19	.18
548-30-C	L	1.09	- - - -	Solid copper, same as #30	.25	.24	.23
548-32-B	M	1.21	- - - -	Black vinyl insulator for #30 and #30C	.15	.14	.13
548-32-R	M	1.21	- - - -	Red vinyl insulator for #30 and #30C	.15	.14	.13
548-30-BL	N	1.25	.19	Steel, cadmium plated, solder/crimp	.20	.19	.18
548-30-TBO	O	1.50	.19	Steel, cadmium plated, w/6-32 thread barrel	.40	.38	.36

60 Series Alligator Clips

For quantities greater than listed, call for quote.

MOUSER STOCK NO.	Fig.	Length (Inches)	Jaw Open	Description	Price Each 1	10	100
548-60	P	1.96	.32	Steel, cadmium plated, solder or stake. Barrel construction for banana plug	.26	.25	.23
548-60-S	Q	1.96	.32	Steel, cadmium plated, screw connection	.31	.29	.28
548-60-CS	Q	1.96	.32	Solid copper, screw connection	.52	.49	.47
548-62-B	R	2.03	- - - -	Black vinyl insulator for 60, 60-S, 60-C	.15	.14	.13
548-62-R	R	2.03	- - - -	Red vinyl insulator for 60, 60-S, 60-C	.15	.14	.13
548-60-HSB	S	2.34	.32	Black insulated barrel and screw connection, steel, cadmium plated	.62	.59	.56
548-60-HSR	S	2.34	.32	Red insulated barrel and screw connection, steel, cadmium plated	.62	.59	.56
548-60-CHSB	S	2.34	.32	Black insulated barrel and screw connections, solid copper	.62	.59	.56
548-60-CHSR	S	2.34	.32	Red insulated barrel and screw connections, solid copper	.62	.59	.56
548-60-TBO	T	2.12	.32	Steel, cadmium plated, resistance welded, 8/32 threaded steel barrel	.46	.44	.41
548-60-PR2	U	2.23	.32	Steel, cadmium plated. Barrel formed for phone or test tip. Barrel ID is .080 inches	.41	.39	.37

70 Series Alligator Clips

For quantities greater than listed, call for quote.

MOUSER STOCK NO.	Fig.	Length (Inches)	Jaw Open	Description	Price Each 1	10	100
548-70	V	1.69	.32	Steel, cadmium plated. Wire crimping ears. Can be soldered, staked or crimped	.38	.36	.34
548-70-S	W	1.69	.32	Steel, cadmium plated. Screw connection	.35	.33	.32
548-70-CS	W	1.69	.32	Solid copper, screw connection	.49	.47	.44
548-72-B	X	1.81	- - - -	Black vinyl insulator for 70 series	.25	.24	.23
548-72-R	X	1.81	- - - -	Red vinyl insulator for 70 series	.25	.24	.23

Test Clips, Leads, Tip Plugs, and Jacks

DIMENSIONS (IN.)

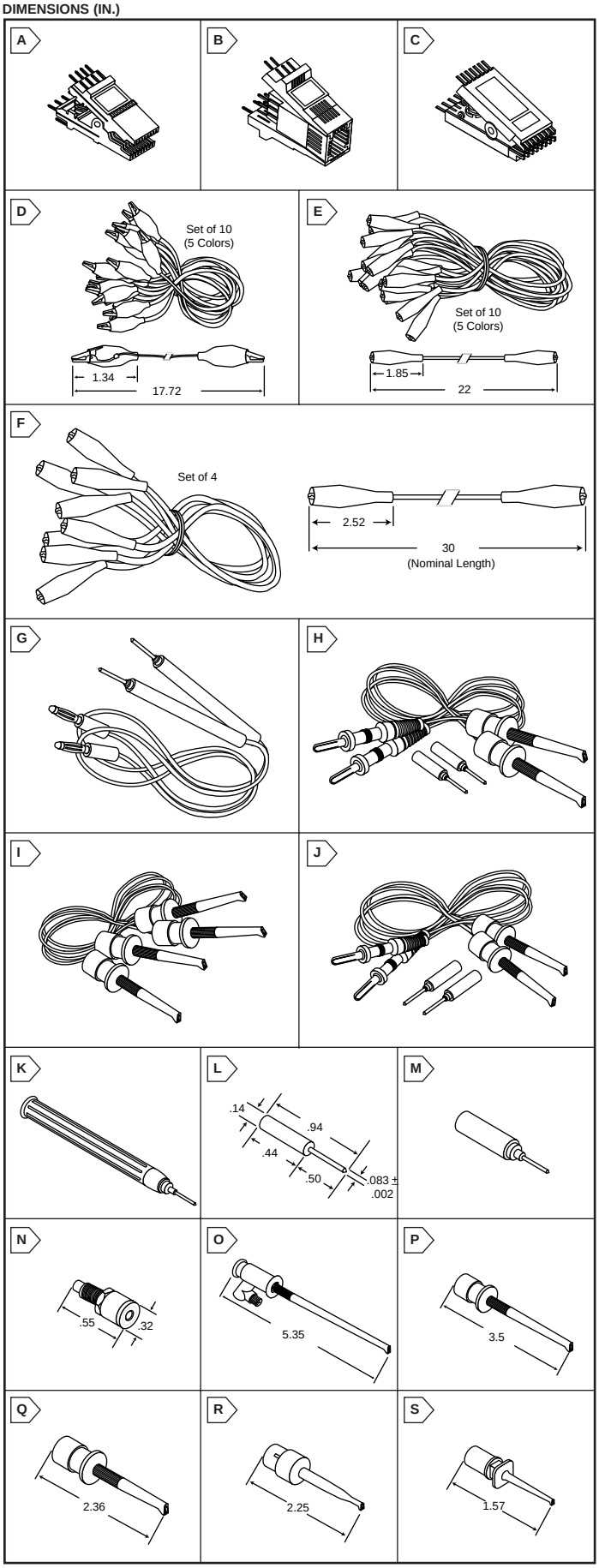

3M SOIC SURFACE MOUNT TEST CLIPS

- Allows testing of .050" center devices
- UL 94V-0

MOUSER STOCK NO.	Fig.	No. of Pins	Description	Price Each 1	5	10	25
517-923660161	A	16	Wide grip .44" SOIC test clip	8.05	7.49	7.25	Call For Quote
517-923660181	A	18	Wide grip .49" SOIC test clip	9.00	8.37	8.10	
517-923660201	A	20	Wide grip .54" SOIC test clip	9.15	8.51	8.24	
517-923660241	A	24	Wide grip .64" SOIC test clip	10.13	9.42	9.12	
517-923660281	A	28	Wide grip .72" SOIC test clip	10.95	10.18	9.86	
517-923650081	A	8	Narrow grip .42" SOIC test clip	7.05	6.56	6.35	
517-923650141	A	14	Narrow grip .39" SOIC test clip	7.60	7.07	6.84	
517-923650161	A	16	Narrow grip .44" SOIC test clip	8.05	7.49	7.25	

3M PLCC SURFACE MOUNT TEST CLIPS

- Probe access points readily visible for fast and safe testing
- Allows testing of .050" center devices

517-923670201	B	20	Plastic leaded chip carrier test clip	22.45	20.88	20.21	Call For Quote
517-923670281	B	28	Plastic leaded chip carrier test clip	35.96	33.44	32.36	
517-923670441	B	44	Plastic leaded chip carrier test clip	30.95	28.78	27.86	
517-923670681	B	68	Plastic leaded chip carrier test clip	35.96	33.44	32.36	

(DIP) DUAL-IN-LINE PACKAGE

- Designed for testing dual-in-line IC's on PC boards
- Anti-shorting design

MOUSER STOCK NO.	Fig.	Description	Price Each 1	5
383-R14	C	14 pin DIP IC test clip	6.38	Call For Quote
13IC416	C	16 pin DIP IC test clip	10.60	
383-R16	C	16 pin DIP IC test clip	6.88	
383-R24	C	24 pin DIP IC test clip	8.90	
383-R40	C	40 pin DIP IC test clip	13.35	

JUMPER TEST LEADS

For quantities greater than listed, call for quote.

MOUSER STOCK NO.	Fig.	Length (In.)	Description	Price Each 1	10
13AC010	D	18	Miniature test leads, set of 10, 5 colors	9.16	7.63
13AC012	E	22	Standard test leads, set of 10, 5 colors	11.09	9.24
13TC900	F	30	Heavy duty, set of 4: red, green, yellow, blk	7.49	6.24
132-0910	F	30	Heavy duty, set of 4: 2 red, 2 black	7.26	6.05

TEST LEADS

For quantities greater than listed, call for quote.

13PN071	G	40	Test prod to banana plug, set of 2	6.12	5.10
13PN086	H	48	3 1/2" IC test clip to banana plug, set of 2	12.38	11.25
13TC081	I	24	IC test clip to IC test clip, set of 2	11.94	10.85
13TC084	J	48	2 1/4" IC test clip to banana plug with plug test tip adaptor, set of 2	11.14	10.13

TIP PLUGS AND TEST PRODS

For quantities greater than listed, call for quote.

MOUSER STOCK NO.	Fig.	Description	Price Each 1	10	100
17PR121	K	Test prod, solder, red plastic handle	1.45	1.21	1.10
17PR122	K	Test prod, solder, black plastic handle	1.45	1.21	1.10
534-1600	L	Tip plug, uninsulated	.17	.15	.13
171-0111	M	Pin plug, solder, red plastic handle	.75	.50	.45
171-0112	M	Pin plug, solder, black plastic handle	.75	.50	.45

HI-REL TIP JACKS

For quantities greater than listed, call for quote.

164-401R	N	Tip jack with insulating cap, red	.93	.71	.65
164-401B	N	Tip jack with insulating cap, black	.93	.71	.65

IC TEST CLIPS

For quantities greater than listed, call for quote.

MOUSER STOCK NO.	Fig.	Color	Description	Price Each 1	10
13IC321	O	Red	Test clips with banana jack or set screw termination	5.70	4.75
13IC322	O	Black		5.70	4.75
13IC331	P	Red	Ideal for testing miniature and subminiature equipment, do-it-yourself test clips provide ability to build your own leads	2.08	1.73
13IC332	P	Black		2.08	1.73
13IC305	Q	Red		1.75	1.46
13IC306	Q	Black		1.75	1.46
13IC301	R	Red		1.75	1.46
13IC302	R	Black		1.75	1.46
13IC307	S	Red	Subminiature test clips are useful for making rapid and reliable tests. Small size allows many test points at once, without clutter	1.35	1.13
13IC308	S	Black		1.35	1.13
13IC309	S	Blue		1.35	1.13
13IC310	S	Green		1.35	1.13
13IC311	S	Yellow		1.35	1.13

MOLDED BREAKOUTS

For quantities greater than listed, call for quote.

MOUSER STOCK NO.	Fig.	Description	Wire AWG	Price Each 1	25	50
565-4969	A	BNC female to 20AWG leads	20	5.55	5.27	5.00
565-2631	B	BNC female to mini alligator clips	20	8.50	8.08	7.65
565-3788	C	BNC female to Minigrabber® test clips	20	8.20	7.79	7.38
565-3221	D	BNC female to stacking pin tip plugs	20	9.15	8.69	8.24
565-3073	E	BNC female to stacking banana plugs	18	7.90	7.51	7.11

TEST LEADS

- Current rating: 5 amp

For quantities greater than listed, call for quote.

MOUSER STOCK NO.	Fig.	Description	Color	Length (In.)	Price Each 1	25	50
565-4723-0	F	Minigrabber® test clip with banana jack	Black	-	4.10	3.90	3.69
565-4723-2	F	Minigrabber® test clip with banana jack	Red	-	4.10	3.90	3.69
565-3781-12-0	G	Minigrabber® test clip each end	Black	12	3.40	3.23	3.06
565-3781-12-2	G	Minigrabber® test clip each end	Red	12	3.40	3.23	3.06
565-3781-24-0	G	Minigrabber® test clip each end	Black	24	3.40	3.23	3.06
565-3781-24-2	G	Minigrabber® test clip each end	Red	24	3.40	3.23	3.06
565-3781-36-0	G	Minigrabber® test clip each end	Black	36	3.40	3.23	3.06
565-3781-36-2	G	Minigrabber® test clip each end	Red	36	3.40	3.23	3.06
565-3782-24-0	H	Minigrabber® test clip to stacking ban. plug	Black	24	3.40	3.23	3.06
565-3782-24-2	H	Minigrabber® test clip to stacking ban. plug	Red	24	3.40	3.23	3.06
565-3782-36-0	H	Minigrabber® test clip to stacking ban. plug	Black	36	3.40	3.23	3.06
565-3782-36-2	H	Minigrabber® test clip to stacking ban. plug	Red	36	3.40	3.23	3.06
565-3782-48-0	H	Minigrabber® test clip to stacking ban. plug	Black	48	3.70	3.52	3.33
565-3782-48-2	H	Minigrabber® test clip to stacking ban. plug	Red	48	3.70	3.52	3.33
565-B12-0	I	Stacking standard banana plug each end	Black	12	3.70	3.52	3.33
565-B12-2	I	Stacking standard banana plug each end	Red	12	3.70	3.52	3.33
565-B18-0	I	Stacking standard banana plug each end	Black	18	3.70	3.52	3.33
565-B18-2	I	Stacking standard banana plug each end	Red	18	3.70	3.52	3.33
565-B24-0	I	Stacking standard banana plug each end	Black	24	3.70	3.52	3.33
565-B24-2	I	Stacking standard banana plug each end	Red	24	3.70	3.52	3.33
565-B36-0	I	Stacking standard banana plug each end	Black	36	3.70	3.52	3.33
565-B36-2	I	Stacking standard banana plug each end	Red	36	3.70	3.52	3.33
565-B48-0	I	Stacking standard banana plug each end	Black	48	4.10	3.90	3.69
565-B48-2	I	Stacking standard banana plug each end	Red	48	4.10	3.90	3.69
565-5187-C-36	J	Minigrabber® test clips to BNC male	Red/black	36	14.50	13.78	13.05

MINIGRABBER® TEST CLIP PATCH CORD KIT

For quantities greater than listed, call for quote.

MOUSER STOCK NO.	Fig.	Description	Price Each 1	25	50
565-5523	G	**Kit contains:** 10 pcs. of Mouser Stock No. 565-3781-24. One each of black, brown, red, orange, yellow, green, blue, violet, gray, and white	30.15	28.64	27.14

DOUBLE BANANA CONNECTORS

For quantities greater than listed, call for quote.

MOUSER STOCK NO.	Fig.	Description	Insulation	Price Each 1	25	50
565-2269-0	K	Double banana jack	Polycarbonate, black	2.50	2.38	2.25
565-1269	L	BNC female to double banana plug	ABS, black	5.80	5.51	5.22
565-1270	M	BNC male to double banana plug	ABS, black	9.05	8.60	8.15

DOUBLE BINDING POSTS

For quantities greater than listed, call for quote.

MOUSER STOCK NO.	Fig.	Description	Mounting Base	Price Each 1	25	50
565-4243-0	N	Red and black posts	Black	4.85	4.61	4.37
565-4243-2	N	Red and black posts	Red	4.85	4.61	4.37
565-1296	O	Red and black posts to BNC male	Black	10.75	10.21	9.68
565-1452	P	Red and black posts to BNC female	Black	9.05	8.50	8.15

PLCC SURFACE MOUNT TEST ADAPTORS

For quantities greater than listed, call for quote.

MOUSER STOCK NO.	Fig.	Description	No. of Pins	Price Each 1	25	50
565-5280	Q	PLCC Quad Clip® test adaptor	28	31.90	30.31	28.71
565-5733	Q	PLCC Quad Clip® test adaptor	32	33.50	33.17	32.06
565-5281	Q	PLCC Quad Clip® test adaptor	44	37.50	35.63	33.75
565-5312	Q	PLCC Quad Clip® test adaptor	52	44.00	41.80	39.60
565-5401	Q	PLCC Quad Clip® test adaptor	68	50.00	47.50	45.00

TEST LEAD HOLDERS

For quantities greater than listed, call for quote.

MOUSER STOCK NO.	Fig.	Description	Color	Max. Cable Dia. (In.)	Price Each 1	25	50
565-1508	R	Test lead holder	Orange	.210	5.55	5.27	5.00
565-2708	R	Test lead holder	Blue	.450	5.55	5.27	5.00
565-4408	R	Test lead holder	Black	.320	5.45	5.18	4.91

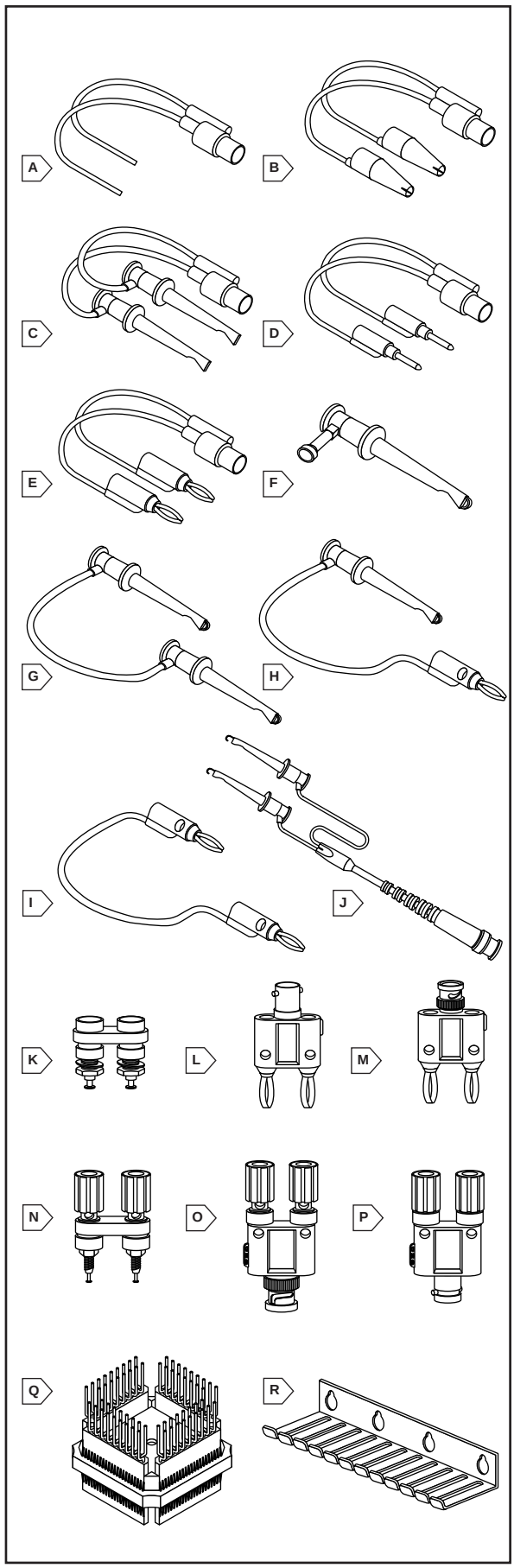

Banana, Tip Plugs/Jacks, and Binding Posts

DIMENSIONS (IN.)

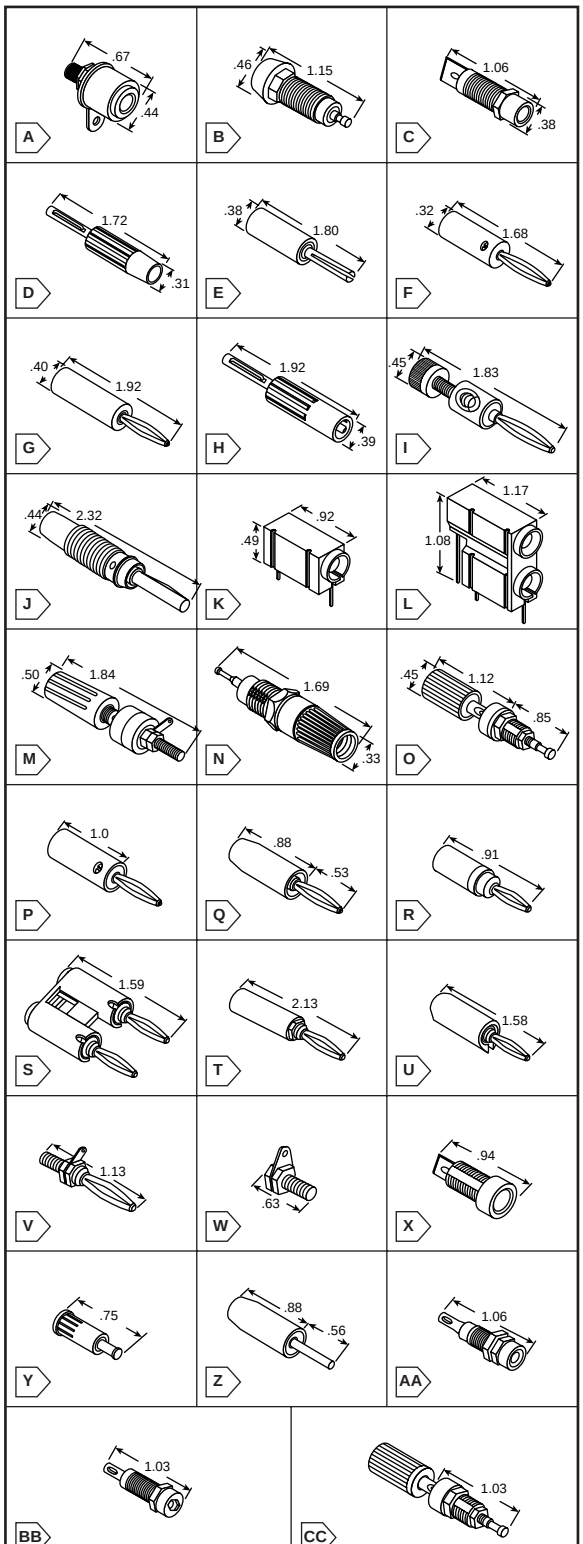

BINDING POST KIT

Quality binding posts made of sturdy acetal polymers in six different colors to enhance your next project.



Features:

- Rated 1000VRMS, 30A
- Accepts standard banana plugs
- Horizontal shaft in post accepts pin plugs, as well as up to 12 AWG wire
- Colors: 10 each of black and red
  5 each of blue, green, white, and yellow

MOUSER STOCK NO.	Price Each
370-164-1	49.95

Standard Banana Jacks

MOUSER STOCK NO.	Fig.	Description	Price Each 1	10	100	500
16BJ381	A	Banana, chassis mount, red	.87	.67	.61	Call
16BJ382	A	Banana, chassis mount, black	.87	.67	.61	

Hi-Rel Banana Jacks

• Positive action connection

164-6216	B	Banana jack, black	.63	.49	.45	Call For Quote
164-6217	B	Banana jack, red	.63	.49	.45	
164-405R	C	Banana jack, red	1.24	.95	.87	
164-405B	C	Banana jack, black	1.24	.95	.87	

Hi-Rel Banana Plugs

These high reliability banana plugs fit all standard banana jacks and are interchangeable with all standard banana plugs. These plugs are available in a variety of styles and sizes to meet all kinds of industrial, OEM, and consumer applications.

17HR549	D	Red plastic insulator, mates with 164-6217	.69	.53	.48	Call For Quote
17HR550	D	Black plastic insulator, mates with 164-6216	.69	.53	.48	
17HR556	D	Clear plastic, fused banana plug accepts midget fuses (5mm x 20mm) mates with 164-6216 or 6217	1.31	1.05	.98	
174-444R	E	Insulated slotted plug, red	1.14	.88	.80	
174-444B	E	Insulated slotted plug, black	1.14	.88	.80	
174-446R	F	Riveted spring w/screw plug, red	1.09	.84	.76	
174-446B	F	Riveted spring w/screw plug, black	1.09	.84	.76	
174-448R	G	Insulated, soft spring plug, red	1.19	.92	.83	
174-448B	G	Insulated, soft spring plug, black	1.19	.92	.83	
174-5791	H	4mm nickel plated, accepts up to 7.1mm cable diameter, black	1.15	1.05	.96	
174-5795	H	4mm nickel plated, accepts up to 7.1mm cable diameter, red	1.15	1.05	.96	
174-5761	I	4mm gold plated, accepts up to 7.5mm cable diameter, black	4.95	4.49	4.08	Call For Quote
174-5765	I	4mm gold plated, accepts up to 7.5mm cable diameter,red	4.95	4.49	4.08	
174-449R	J	Inserted spring with .16" hole plug, red	2.10	1.75	1.59	
174-449B	J	Inserted spring with .16" hole plug, black	2.10	1.75	1.59	

PCB Insulated Banana Plug Sockets

These new sockets mount directly onto printed circuit boards and accept standard banana plugs. They incorporate alignment grooves in the outer housing which allows close mounting. A double height socket permits two test or feed points to be mounted to a PCB. Both single and double sockets are constructed of durable acetal plastic and are rated at 10 amps. Available in red or black.

164-6218	K	Single printed circuit board socket, black	1.19	.90	.83	Call For Quote
164-6219	K	Single printed circuit board socket, red	1.19	.90	.83	
164-6220	L	Double printed circuit board socket, black	1.49	1.25	1.14	
164-6221	L	Double printed circuit board socket, red	1.49	1.25	1.14	

Insulated Binding Posts

This binding post is molded of rigid acetal plastic and is available in six colors. Accepts standard banana plugs. Threaded termination complete with two nickel plated nuts and a solder terminal.

MOUSER STOCK NO.	Fig.	Description	Rated (V)	(A)	Price Each 1	10	100	500
164-4201	M	Insulated hi-rel binding post, black	1000	30	1.29	1.12	1.08	Call For Quote
164-4205	M	Insulated hi-rel binding post, red	1000	30	1.29	1.12	1.08	
164-4202	M	Insulated hi-rel binding post, blue	1000	30	1.29	1.12	1.08	
164-4204	M	Insulated hi-rel binding post, green	1000	30	1.29	1.12	1.08	
164-4206	M	Insulated hi-rel binding post, white	1000	30	1.29	1.12	1.08	
164-4207	M	Insulated hi-rel binding post, yellow	1000	30	1.29	1.12	1.08	
164-3201	N	Insulated hi-rel binding post, black	125	10	1.17	.98	.89	
164-3205	N	Insulated hi-rel binding post, red	125	10	1.17	.98	.89	
164-11102	O	Insulated hi-rel binding post, red	125	10	1.84	1.53	1.39	
164-11103	O	Insulated hi-rel binding post, black	125	10	1.84	1.53	1.39	

JOHNSON Components

Banana Plugs

MOUSER STOCK NO.	Fig.	Color	Description	Price Each 1	25	100	500
530-108-1702-101	P	Red	Side set screw 15 amp @ 50VDC up to 16 AWG	1.30	1.10	.88	Call For Quote
530-108-1703-101	P	Black	wire nickel-silver	1.30	1.10	.88	
530-108-0302-1	Q	Red	Solderless banana plug, nickel-plated brass polyamide	.98	.84	.67	
530-108-0303-1	Q	Black	sleeve, current rating: 15 amps	.98	.84	.67	
530-108-1002-1	R	Red	Miniature banana plug, nickel-plated polyamide sleeve,	1.36	1.16	.92	
530-108-1003-1	R	Black	current rating: 10 amps	1.36	1.16	.92	
530-108-0252-1	S	Red	Dual banana plug 15 amp rating plug to plug capaci-	4.84	4.12	3.30	
530-108-0253-1	S	Black	tance: 1.3pF	4.84	4.12	3.30	
530-108-0752-1	T	Black	Standard insulation. Banana plug brass nickel-plated	1.42	1.21	.97	
530-108-0752-2	T	Red	bodies. Plastic handle. Current rating: 15 amps	1.42	1.21	.97	Call For Quote
530-108-1082-1	U	Red	Stacking standard banana plug.	1.45	1.23	.98	
530-108-1083-1	U	Black	Current rating: 15 amps	1.45	1.23	.98	
530-108-0750-1	V	N/A	Standard banana plug. Current rating: 15 amps	1.12	.95	.76	

Banana Jacks

530-108-0740-1	W	N/A	Standard banana jack. Nickel-plated	1.10	.94	.75	Call For Quote
530-108-0902-1	X	Red	Banana jack. Polyamide insulated body	.50	.43	.34	
530-108-0903-1	X	Black	accommodates banana plugs nominal .175"D	.50	.43	.34	
530-108-1102-1	Y	Red	Miniature press-in banana jack. Polyamide	.56	.48	.38	
530-108-1103-1	Y	Black	molded body. Current rating: 10 amps	.56	.48	.38	

Tip Plugs

530-105-0302-1	Z	Red	Solderless tip plug completely insulated fits all standard	.72	.61	.49	Call
530-105-0303-1	Z	Black	tip jacks. 10 amp rating	.72	.61	.49	

Tip Jacks

530-105-0252-1	AA	Red	Standard metal-clad tip jack. Molded body	.86	.73	.59	Call For Quote
530-105-0253-1	AA	Black	nickel plated jacket. Current rating: 10 amp	.86	.73	.59	
530-105-0802-1	BB	Red	Standard tip jack. Molded body. Accepts .080" tip plug.	.63	.54	.43	
530-105-0803-1	BB	Black	Current rating: 10 amps	.63	.54	.43	

Binding Posts

530-111-0102-1	CC	Red	Binding posts. Current rating: 15 amps	1.60	1.36	1.09	Call
530-111-0103-1	CC	Black	Binding posts. Current rating: 15 amps	1.60	1.36	1.09	

DC Power, Audio, and Video Cables

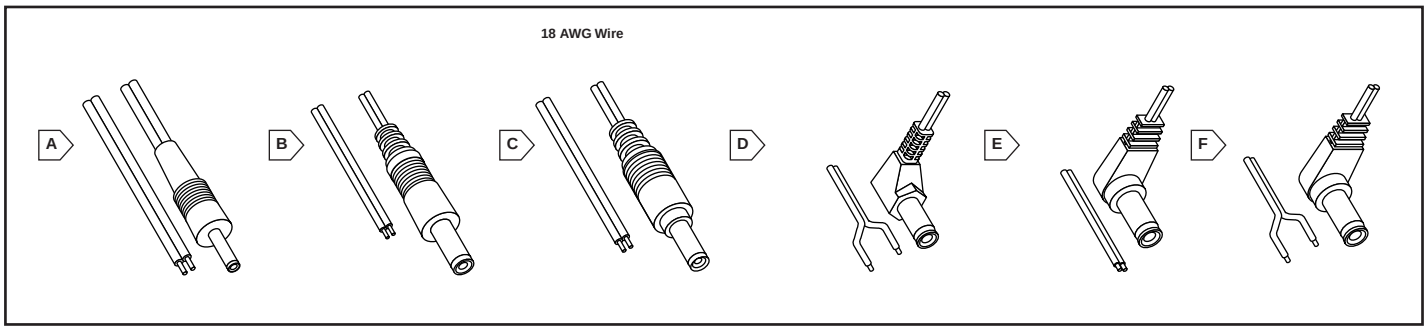

DC POWER CABLES

- Cord type: parallel with striped pin indicator

High Reliability

For quantities greater than listed, call for quote.

MOUSER STOCK NO.	Fig.	Color	Length (In.)	AWG	Plug Dimensions (mm)			Price Each		
					I.D.	O.D.	Length	1	10	100
172-1372	A	Gray	72	24	1.3	3.4	9	2.20	1.83	1.66
17RC015	A	Gray	72	24	2.1	5.5	11	1.82	1.52	1.39
172-4101	B	Black	72	24	2.1	5.5	11	1.26	1.05	.98
17FH114	B	Black	72	24	2.5	5.5	12	.79	.62	.56
17RC014	A	Gray	72	24	2.5	5.5	11	1.86	1.55	1.41
172-4201	C	Black	72	18	2.5	5.5	12	1.77	1.36	1.24

Right Angle

For quantities greater than listed, call for quote.

MOUSER STOCK NO.	Fig.	Color	Length (In.)	AWG	Plug Dimensions (mm)			Price Each		
					I.D.	O.D.	Length	1	10	100
172-1373	D	Black	120	24	1.3	3.4	9	1.82	1.52	1.39
172-1015	E	Black	120	24	2.1	5.5	14	1.79	1.49	1.35
172-4001	F	Gray	72	24	2.1	5.5	11	1.29	1.09	1.00

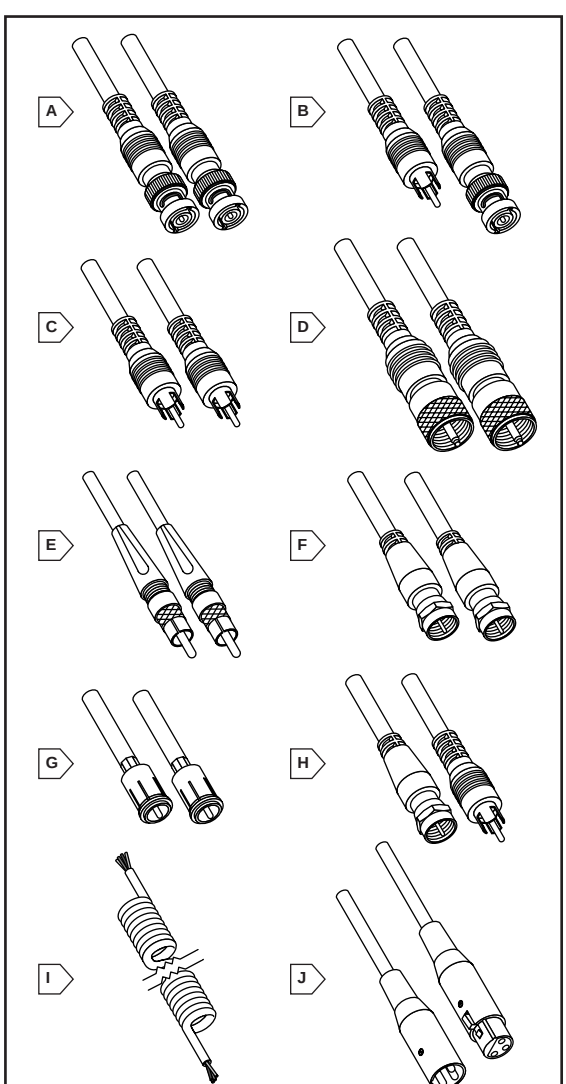

50 OHM SHIELDED RF CABLE ASSEMBLIES

All cable assemblies feature a molded strain relief that combines the cable and the nickel plated brass connectors into a single unified assembly minimizing failure due to bending and flexing.

Features:

- Low noise interference
- Weather resistant
- Flexible
- Molded strain relief
- Excellent impedance characteristics

Specifications:

- Cable type: RG 58C/U
- Impedance: 50Ω
- Insulation: polyethylene
- Shielding: tinned copper, 96% coverage

For quantities greater than listed, call for quote.

MOUSER STOCK NO.	Fig.	Length (In.)	Color	Description	Price Each		
					1	10	100
172-2150	A	72	Black	BNC plug to BNC plug	6.59	5.48	4.98
172-2151	B	72	Black	BNC plug to RCA plug	4.99	4.21	3.83
172-2152	C	72	Black	RCA plug to RCA plug	3.29	2.72	2.48
172-2153	D	72	Black	PL-259 (UHF) to PL-259 (UHF)	7.39	6.17	5.61

75 OHM SHIELDED RF CABLE ASSEMBLIES

These 75Ω coaxial cables offer low noise connections due to their shielded construction. Cables are securely attached to plugs and most are supplied with strain reliefs.

Specifications:

- Impedance: 75Ω
- Tinned copper braid shield

BNC / RCA Types

For quantities greater than listed, call for quote.

MOUSER STOCK NO.	Fig.	Length (In.)	Color	Description	Price Each		
					1	10	100
172-6650	A	72	Black	Standard BNC plug to BNC plug	7.10	5.92	5.38
172-2129	A	72	Black	Hi-rel BNC plug to BNC plug	11.88	10.81	9.83
172-6670	B	72	Black	Standard BNC plug to RCA plug	5.17	4.31	3.92
172-2130	B	72	Black	Hi-rel BNC plug to RCA plug	9.05	7.54	6.85
172-2101	E	72	Black	Hi-rel RCA plug to RCA plug	7.38	6.15	5.59

F Type

For quantities greater than listed, call for quote.

MOUSER STOCK NO.	Fig.	Length (In.)	Color	Description	Price Each		
					1	10	100
172-6690	F	72	Black	F to F screw-on	3.67	3.08	2.77
172-6691	G	72	Black	F to F push-on	3.67	3.08	2.77
172-6770	H	72	Black	F to RCA plug	3.67	3.08	2.77

MULTICONDUCTOR AUDIO CABLES

For quantities greater than listed, call for quote.

MOUSER STOCK NO.	Fig.	Length (In.)	Color	Description	Price Each		
					1	10	100
556-TEC60	I	20	Black	Coiled 1 shielded, 2 unshielded cond. Extends to 5 ft.	3.20	2.90	2.80
556-TEC70	I	30	Black	Coiled 1 shielded, 2 unshielded cond. Extends to 10 ft.	4.80	4.32	4.20
556-TEC80	I	24	Black	Coiled 1 shielded, 4 unshielded cond. Extends to 5 ft.	3.49	3.14	3.03
556-MCA160	J	240	Black	Switchcraft A3F to A3M, 2 cond. Shielded, push-button lock, for balanced line microphones	16.85	15.17	13.48

Plug and Cable Assemblies

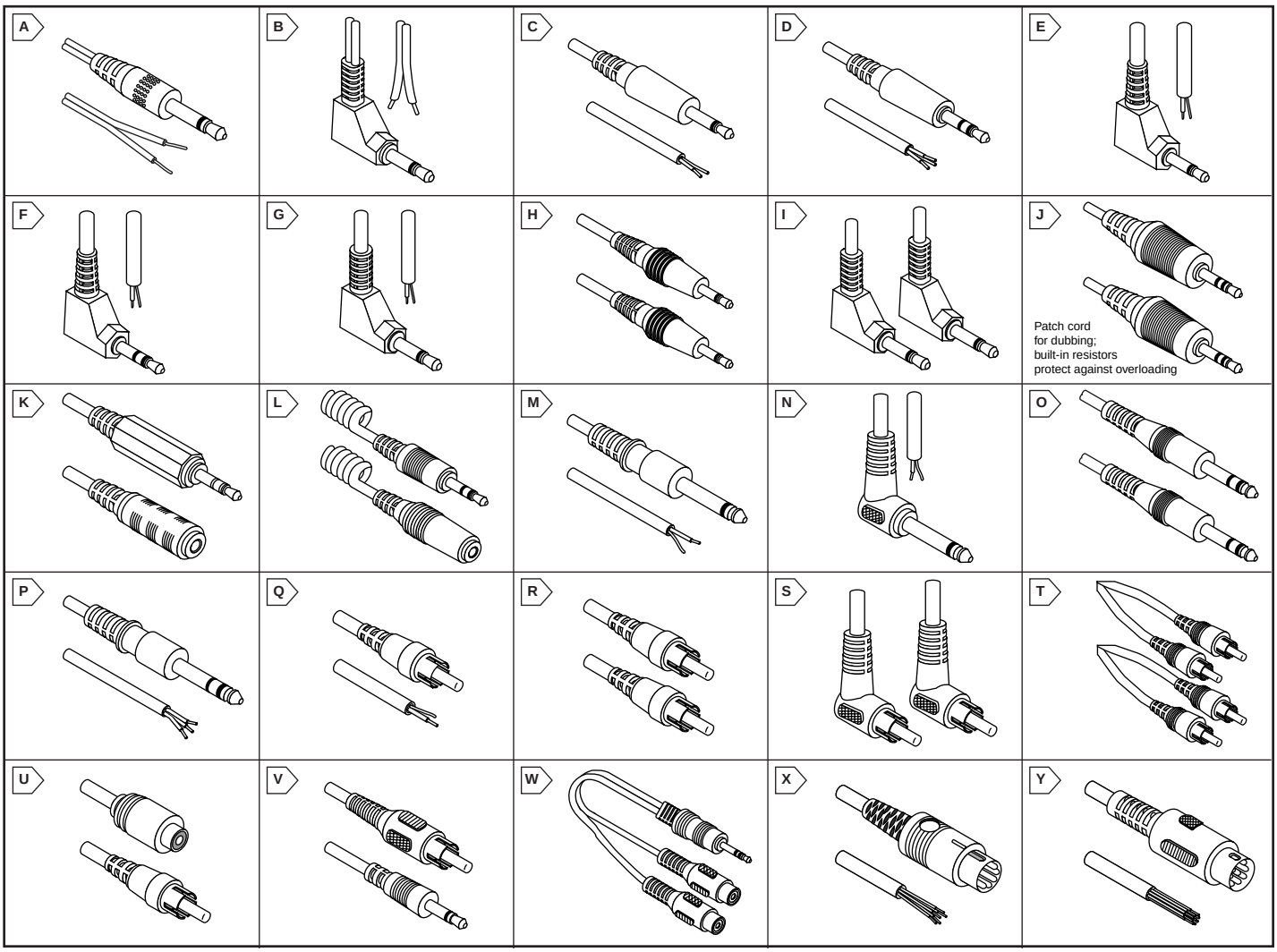

PHONE TYPE CABLES

For quantities greater than listed, call for quote.

MOUSER STOCK NO.	Fig.	L (In.)	Color	Termination	Termination	Price Each 1	10	100
2.5mm Connector, Parallel Cable								
172-2103	A	72	Black	Mono plug	Stripped and tinned	1.32	1.10	.99
17RC021	A	72	Gray	Mono plug	Stripped and tinned	1.74	1.45	1.32
172-2003	B	72	Gray	Mono, 90° plug	Stripped and tinned	1.29	1.09	1.00
2.5mm Connector, Shielded Cable								
172-2104	C	72	Black	Mono plug	Stripped and tinned	1.79	1.51	1.38
17RC012	C	72	Gray	Mono plug	Stripped and tinned	2.45	2.04	1.85
172-2204	D	72	Black	Stereo plug	Stripped and tinned	2.97	2.47	2.25
172-2304	D	72	Gray	Stereo plug	Stripped and tinned	2.97	2.47	2.25
172-2004	E	72	Gray	Mono, 90° plug	Stripped and tinned	1.59	1.35	1.22
172-2009	E	36	Black	Mono, 90° plug	Stripped and tinned	1.29	1.17	1.07
172-2010	F	72	Black	Stereo, 90" plug	Stripped and tinned	3.96	3.30	3.00
3.5mm Connector, Parallel Cable								
17FH128	A	72	Black	Mono plug	Stripped and tinned	.82	.68	.63
17RC028	A	72	Gray	Mono plug	Stripped and tinned	1.75	1.46	1.33
172-2005	B	72	Gray	Mono, 90° plug	Stripped and tinned	1.29	1.08	.98
3.5mm Connector, Shielded Cable								
17RC009	C	72	Gray	Mono plug	Stripped and tinned	2.45	2.04	1.85
172-2106	C	72	Black	Mono plug	Stripped and tinned	1.63	1.37	1.25
172-2206	D	72	Black	Stereo plug	Stripped and tinned	2.74	2.29	2.08
172-2306	D	72	Gray	Stereo plug	Stripped and tinned	2.74	2.29	2.08
172-2006	G	72	Gray	Mono, 90° plug	Stripped and tinned	1.59	1.35	1.22
171-3536	H	36	Gray	Mono plug	Mono plug	2.63	2.19	1.99
17RC029	H	60	Gray	Mono plug	Mono plug	2.84	2.37	2.15
172-2107	H	60	Black	Mono plug	Mono plug	1.99	1.66	1.37
17RC006	H	72	Gray	Mono plug	Mono plug	2.93	2.44	2.22
172-2007	I	60	Gray	Mono, 90° plug	Mono plug	1.89	1.60	1.46
172-2008	I	72	Gray	Mono, 90° plug	Mono plug	1.99	1.68	1.56
556-PR4	J	72	Black	Stereo plug	Stereo plug	5.70	5.13	4.95
556-SEC10	K	120	Black	Stereo plug	Stereo jack	2.90	2.61	2.52
3.5mm Connector, Coiled Cable								
556-RC15	L	180	Black	Stereo plug	Stereo jack	3.86	3.59	3.09

PHONE TYPE CABLES

For quantities greater than listed, call for quote.

MOUSER STOCK NO.	Fig.	L (In.)	Color	Termination	Termination	Price Each 1	10	100
1/4" Connector, Shielded Cable								
17RC010	M	72	Gray	Mono plug	Stripped and tinned	2.93	2.44	2.22
172-3101	M	72	Black	Mono plug	Stripped and tinned	2.23	1.86	1.69
172-3001	N	72	Gray	Mono, 90° plug	Stripped and tinned	1.99	1.68	1.53
172-0001	O	72	Black	Stereo plug	Stereo plug	3.60	3.00	2.73
1/4" Connector, Unshielded Cable								
17RC008	P	72	Black	Stereo plug	Stripped and tinned	4.50	3.75	3.41

RCA PHONO TYPE CABLES

Shielded Cable

For quantities greater than listed, call for quote.

17RC011	Q	72	Gray	RCA plug	Stripped and tinned	2.45	2.04	1.85
172-1103	Q	72	Black	RCA plug	Stripped and tinned	1.63	1.41	1.28
17FH101	R	36	Gray	RCA plug	RCA plug	1.15	.96	.87
17FH105	R	60	Gray	RCA plug	RCA plug	1.31	1.08	.98
17RC001	R	36	Gray	RCA plug	RCA plug	2.27	1.89	1.72
172-1101	R	36	Black	RCA plug	RCA plug	1.62	1.30	1.18
17RC005	R	60	Gray	RCA plug	RCA plug	2.66	2.23	2.02
172-1102	R	72	Gray	RCA plug	RCA plug	2.66	2.23	2.02
17RC004	R	120	Gray	RCA plug	RCA plug	3.79	3.16	2.87
172-1001	S	36	Gray	Rt. angle RCA plug	RCA plug	1.39	1.26	1.15
172-1002	S	60	Gray	Rt, angle RCA plug	RCA plug	1.59	1.35	1.22
172-0004	T	72	Black	2 RCA plugs	2 RCA plugs	3.96	3.30	3.00
17RC002	U	72	Gray	RCA plug	RCA jack	3.48	2.90	2.64
17RC003	U	120	Gray	RCA plug	RCA jack	3.97	3.31	3.01
172-0002	V	72	Black	RCA plug	3.5mm mono plug	1.76	1.47	1.34
172-0003	W	5	Black	2 RCA jacks	3.5mm stereo plug	2.08	1.73	1.57

DIN TYPE CABLES

For quantities greater than listed, call for quote.

MOUSER STOCK NO.	Fig.	L (In.)	Color	Description	Price Each 1	10	100
17RC007	X	72	Black	5 pin DIN plug to stripped and tinned	9.10	7.58	6.89
172-0008	Y	72	Black	8 pin DIN plug to 24 AWG stripped and tinned leads shielded cable	5.35	4.46	4.06

HIGH DEFINITION PHONO LEADS

Designed to enhance the sound quality of interconnection of all types of professional audio equipment. Deltron high end professional phono plugs are combined with Gotham low loss GAC-1 professional audio cable to achieve the ultimate audio interconnection.

Specifications:
Cable:
- Jacket: gray/red PVC 5.3mm (.209") O.D.
- Shield: double reussen
- Inner sleeve: conductive PVC
- Insulation: polyethylene
- Conductor: 1 x 24AWG (44 x 41)

Connector:
- Center contact: brass, 0.5 micron gold plate
- Ground contact: brass, 0.5 micron gold plate
- Cap and Spring: brass, black chrome plate

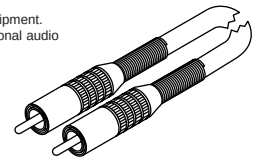

Lead set consists of 1 gray and 1 red cable

MOUSER STOCK NO.	Description	Price Each			
		1	10	20	50
174-0615	Lead set plug/plug 0.5 meter length	26.95	25.60	24.32	Call For Quote
174-0611	Lead set plug/plug 1 meter length	31.95	30.35	28.83	
174-0612	Lead set plug/plug 2 meter length	41.95	38.95	37.86	
174-0613	Lead set plug/plug 3 meter length	52.95	50.30	47.79	

HITACHI HI-END AUDIO INTERCONNECTS

Specifications:
- Housing: molded on phono body
- Contacts: 24K gold plated brass (non-magnetic)
- Cable: twin conductor LC-OFC 20/0. 12mm (0.25mm²) with LC-OFC braid shield
- Conductor resistance: <24mΩ/ft.
- Capacitance: 18PF/FT.
- Impedance: 55Ω @ 1MHz
- Jacket: blue PVC

Features:
- Improved electrical current carrying and high frequency response characteristics

Connection Diagram

The leads are to be connected with the arrows pointing away from power amplifier (as illustrated) as the shield is connected to negative signal pin at one end of the cable only. This will alleviate loop hum.

- Includes 2 Hitachi LC-OFC cables w/ color coded phono plugs, 1 red, 1 white



MOUSER STOCK NO.	Length (Meters)	Price Each	
		1	5
172-8005	.5	35.95	31.94
172-8010	1.0	38.95	35.26
172-8015	1.5	44.95	40.46

STUDIO QUALITY MICROPHONE CABLE

This series features low noise Gotham microphone cable. Gotham low noise cable combined with Mouser 3 pin, 7000 series XLR connectors is ideally suited for studio applications.

Features:
- Double reverse wound shielding
- High noise rejection
- Superior flexibility
- 3 pin XLR plug to 3 pin XLR socket
- 8 color coding collar assemblies included

Specifications:
- Voltage rating: 250VDC
- Current rating: 16A
- Contact resistance: 3mΩ (max.)
- Temperature range: -30°C to +80°C

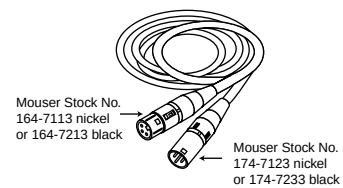

MOUSER STOCK NO.	Cable Length (Meters)	Connector Body Finish	Cable Color	Price Each			
				1	10	20	50
172-0031	3	Satin nickel with silver contacts	Gray	24.25	21.98	19.98	Call For Quote
172-0051	5		Gray	28.50	25.94	23.59	
172-0101	10		Gray	39.50	36.00	32.73	
172-0032	3	Matte black with gold contacts	Black	27.50	25.16	22.87	
172-0052	5		Black	31.45	28.60	26.00	
172-0102	10		Black	42.25	38.47	35.00	

5 PIN DIN CABLE

A five pin 180° DIN plug to plug cable assembly using four conductor, individually shielded cable. Two styles are offered. One is mirror connected (pin 1 to pin 3), the other is wired straight through (pin 1 to pin 1).

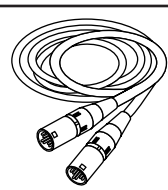

Features:
- Die cast shielded body
- Bright nickel finish
- Cable grip/strain relief
- 5 pin DIN plug/plug cable

Specifications:
- Voltage rating: 100V
- Current rating: 4A
- Contact resistance 10mΩ (max.)
- Temperature rating: -25°C to +70°C

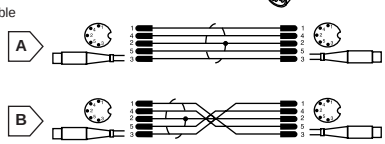

MOUSER STOCK NO.	Fig.	Length (Meters)	Wired	Price Each			
				1	10	20	50
172-5910	A	1.5	Straight	12.95	11.18	10.16	Call
172-5920	B	1.5	Mirror	12.95	11.18	10.16	

OXYGEN-FREE COPPER (OFC) AUDIO CABLE

Oxygen free copper cable provides superior current carrying characteristics and high frequency response. The low noise qualities combines with the flexible neoprene jacket makes it ideally suited for audiophile or studio applications.

Features:
- OFC conductor/shield
- Super flexible
- Low noise
- High frequency response

Specifications:
- Jacket: soft vinyl (PVC)
- Insulation: soft polyethylene
- Shield: braid, OFC

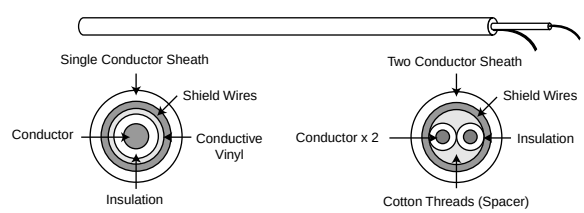

By The Foot

MOUSER STOCK NO.	No. of Conductors	Conductor Stranding	Jacket O.D.	Color	Price Per Foot			
					1	5	10	25
172-6510FT	1	20 x .12mm	6.5mm	Black	1.36	1.23	1.12	1.02
172-6511FT	1	20 x .12mm	6.5mm	Blue	1.36	1.23	1.12	1.02
172-6522FT	2	12 x .18mm	6.5mm	Red	1.70	1.54	1.40	1.27

By The Reel ✻50M=164FT

MOUSER STOCK NO.	✻Reel Length	Price Per Reel
172-6510	50M	139.36
172-6511	50M	139.36
172-6522	50M	154.54

PROFESSIONAL INTERCONNECT LEADS

Musical Instrument Digital Interface (MIDI) Leads

Consists of: Gotham's GAC-2, Twisted pair cable and two Deltron 5 pin DIN plugs. The GAC-2 cable, long recognized for it's flexibility, is RFI/EMI protected by it's equally recognized double reussen shield, the ultimate in RFI shielding. Gotham's GAC-2 cable is terminated by two rugged Deltron 5 pin din plugs.

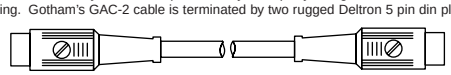

MOUSER STOCK NO.	Length (Meters)	Price Each	
		1	5
172-61305	1/2	11.79	9.83
172-61310	1	13.19	10.98
172-61330	3	18.29	15.23
172-61350	5	22.69	18.88

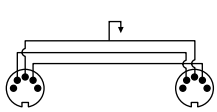

AES-EBU Digital Audio Interconnect Leads

DGS combines Gotham GAC-2 AES-EBU digital cable with Deltron 7000 series XLR connectors and 8 color coding collar assemblies . The construction has been especially designed for the AES-EBU digital format which is a square wave signal running at up to 60MHz. Configured for a balanced 110Ω (nominal) impedance line.

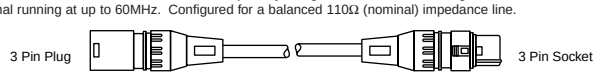

MOUSER STOCK NO.	Length (Meters)	Price Each	
		1	5
172-0305	1/2	18.29	15.23
172-0310	1	21.44	17.93
172-0330	3	31.44	26.20
172-0350	5	41.44	34.50

7000 SERIES STAGE BOXES

Prewired 8 or 16 position professional audio stage boxes for cabling between multiple microphones, amplifiers, and mixing consoles. The diecast aluminum box combines with super flexible double reussen, shielded Gotham cable, provides a high level of noise rejection, a characteristic of great importance to professional broadcasters.

Features:
- Diecast box with 3 pin XLR receptacles
- Super-flexible GAC 10 or GAC 19 Gotham Audio Cable
- Cables terminated with 3 pin male XLR connectors
- Cables and connectors color coded for easy identification
- Box and connectors are non-reflective black finish

MOUSER STOCK NO.	Fig.	No. of 3-pin Receptacles	Cable Lth. (m)	Cable Conductors	Dimensions (In.)			Price Each
					Length	Width	Height	
164-7410	A	8	15	10	6.76	4.75	2.16	469.00
164-7420	B	16	15	19	8.92	5.76	2.16	886.00

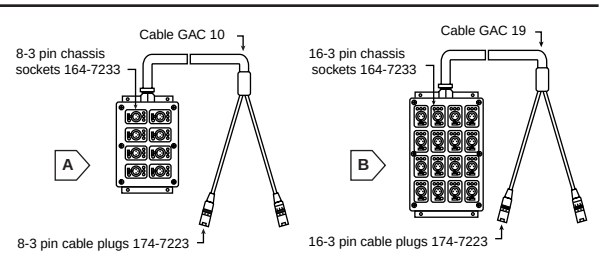

Phono Plugs and Jacks

PHONO PLUGS

Shielded

MOUSER STOCK NO.	Fig.	Description	Price Each 1	10	100	500
171-8113	A	Metal shielded body for RG58, with ferrule	.68	.52	.47	Call For Quote
171-8114	A	Metal shielded body for RG59, with ferrule	.68	.52	.47	
17PP058	B	Shielded	.85	.65	.59	
17HR581	C	Shielded without ID band	1.83	1.66	1.51	
17HR582	C	Shielded with black ID band	1.83	1.66	1.51	
17HR585	C	Shielded with yellow ID band	1.83	1.66	1.51	
171-4202	D	Shielded, gold plating over nickel plated brass	3.44	2.87	2.61	
174-4206	E	Gold strain relief spring with black ID	3.25	2.71	2.46	
171-4204	F	Professional shielded phono plug	3.16	3.16	3.16	
174-4352	G	Professional quality audio/video phono plug, red	4.50	4.50	4.50	
174-4353	G	Professional quality audio/video phono plug, white	4.50	4.50	4.50	
174-4354	G	Professional quality audio/video phono plug, yellow	4.50	4.50	4.50	
174-4350	H	Professional quality audio/video phono plug	6.51	6.51	6.51	

Non-Shielded

17PP050	I	Uninsulated	.17	.13	.12	Call For Quote
17PP077	J	Molded vinyl with strain relief, black	.59	.39	.35	
17PP079	J	Molded vinyl with strain relief, red	.59	.39	.35	
17PP051	K	Red plastic insulator, hollow center pin	.75	.50	.45	
17PP052	K	Black plastic insulator, hollow center pin	.75	.50	.45	
171-0530	K	Hi-temp. phenolic insulator, hollow center pin	.82	.63	.57	
171-0520	L	Black plastic barrel with solid center pin	.82	.63	.57	
174-4356	M	General purpose with strain relief & red ID ring	.78	.52	.47	
174-4357	M	General purpose with strain relief & white ID ring	.78	.52	.47	
174-4358	M	General purpose with strain relief & yellow ID ring	.78	.52	.47	
174-4359	M	General purpose with strain relief & black ID ring	.78	.52	.47	
17HR881	N	Black plastic insulator	1.42	1.19	1.08	
171-8111	O	Right angle with black plastic handle	1.45	1.21	1.10	
171-8112	P	Black, molded PVC strain relief/handle	1.45	1.21	1.10	

PHONO JACKS

Chassis Mount

✻ With insulating nylon washers

MOUSER STOCK NO.	Fig.	Description	Price Each 1	10	100	500
16PJ051	Q	Press-in mounting jack	.75	.50	.45	Call For Quote
16PJ050	R	Mounted on phenolic disc	.74	.57	.52	
16PJ512	S	Dual RCA phono jack, all black	.74	.57	.52	
162-5121	S	Dual RCA phono jack, black and red	.74	.57	.52	
16PJ052	T	Nickel plated grounded black insulator	.81	.62	.56	
161-1002	T	Nickel plated grounded red insulator	.81	.62	.56	
161-1004	T	Nickel plated grounded white insulator	.81	.62	.56	
161-1005	T	Nickel plated grounded yellow insulator	.81	.62	.56	
161-1052	U	Front mounting 9mm hex base	.96	.74	.67	
✻ 161-2001	T	Nickel plated grounded green insulator	1.16	.89	.81	
✻ 161-2002	T	Nickel plated grounded red insulator	1.16	.89	.81	
✻ 161-2003	T	Nickel plated grounded black insulator	1.16	.89	.81	
164-4215	V	Front mounting, grounded jack	1.12	1.02	.93	
16PJ612	W	2 screw terminals and 1 RCA phono jack	1.14	.99	.90	
16PJ514	X	Quadruple RCA jack	1.25	.96	.87	
16PJ035	Y	Rear mounting, grounded jack, black	1.66	1.38	1.25	
161-0351	Y	Rear mounting, grounded jack, red	1.66	1.38	1.25	
161-4003	T	Gold plated grounded black insulator	2.14	1.78	1.62	
161-4202	Z	Front mounting gold plated, grounded	2.76	2.30	2.09	
161-4206	AA	Professional quality phono jack w/red insulator	4.39	4.39	4.39	

PCB Mount

161-0164	BB	PCB mount, nickel plated	.53	.36	.33	Call For Quote
161-0165	BB	PCB mount, gold plated	.83	.64	.58	
161-4215	CC	90° nickel plated red ABS insulator 70°C	.67	.50	.45	
161-4214	CC	90° nickel plated white ABS insulator 70°C	.68	.51	.46	
161-4216	CC	90° nickel plated black phenolic insulator 200°C	.75	.52	.47	
161-0360	CC	90° tin plated white ABS insulator 70°C	.53	.35	.32	
161-0370	CC	90° tin plated red ABS insulator 70°C	.53	.35	.32	
161-0380	CC	90° tin plated yellow ABS insulator 70°C	.53	.35	.32	
161-0390	CC	90° tin plated black ABS insulator 70°C	.53	.35	.32	
16PJ092	DD	Jack for printed circuit board	.75	.52	.47	
16PJ097	EE	Non-switched PC mount jack	.81	.62	.56	
16PJ063	BB	Jack for printed circuit board	.91	.70	.64	
161-4218	FF	Horiz. mounted, dual, with red/white insulator	.90	.69	.63	
161-4220	FF	Horiz. mount, dual, w/red/white insulator, gold pltd	1.07	.82	.74	
161-4219	GG	Vert. mounted, dual, with red/white insulator	.90	.69	.63	
161-4217	CC	90° gold shell, nickel contacts, brown phenolic insulator 200°C	1.27	.98	.89	
16PJ396	EE	Switched PC mount jack	1.28	1.07	.97	Call For Quote
534-577	HH	Jack for printed circuit board	1.42	1.18	.99	
161-4213	CC	90° nickel plated brown phenolic insulator 200°C	.69	.46	.42	

In-Line

161-0103	II	Jack, black plastic	.61	.40	.37	Call For Quote
161-0110	II	Jack, red plastic	.61	.40	.37	
161-4356	JJ	Phono jack, red ID ring	.65	.50	.45	
161-4357	JJ	Phono jack, white ID ring	.65	.50	.45	
161-4358	JJ	Phono jack, yellow ID ring	.65	.50	.45	
161-4359	JJ	Phono jack, black ID ring	.65	.50	.45	
16PJ150	KK	Jack, shielded	.87	.67	.61	
161-4201	LL	Shielded, nickel pltd. gold w/spring strain relief	3.44	2.87	2.61	

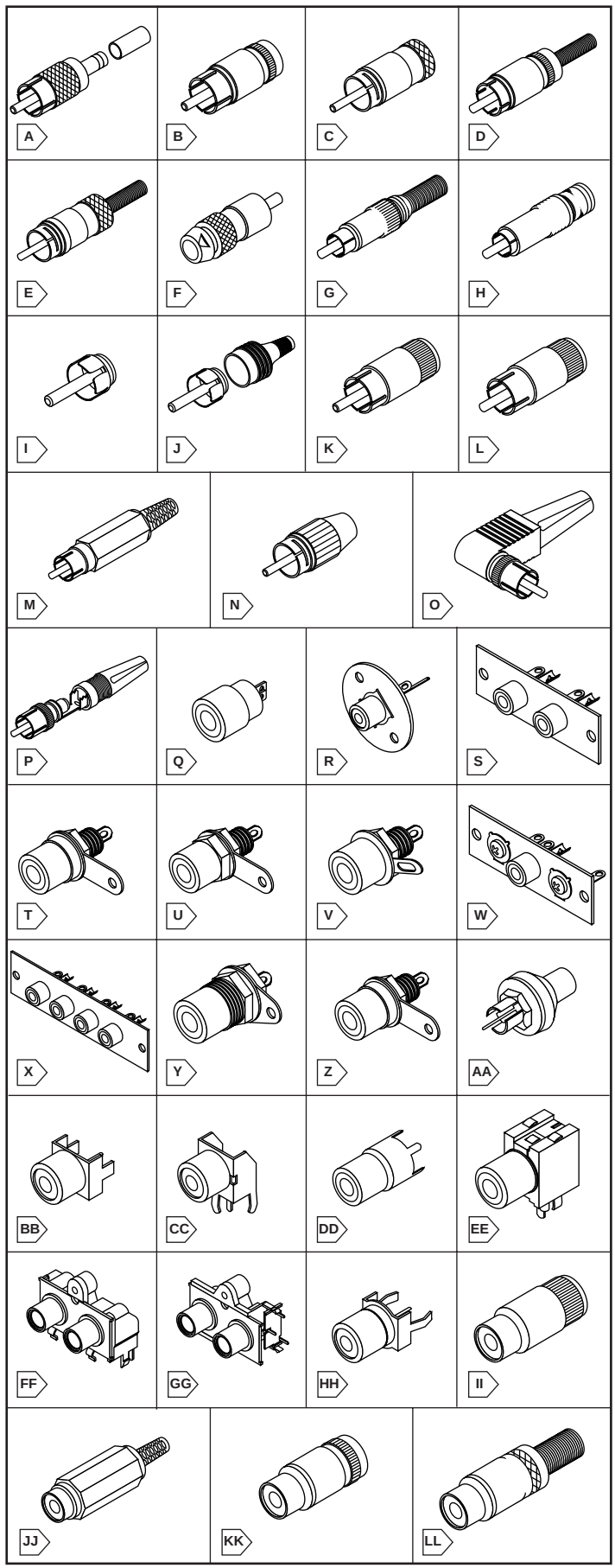

Professional Phono Connectors and Phone Plugs

PROFESSIONAL RCA PHONO PLUGS AND LINE SOCKETS

A range of high quality UK manufactured phono plugs and line sockets made from machined brass with various plating options

Material Specifications:

- Center contact: brass with silver or gold plate
- Ground contact and cable clamp: brass with nickel or gold plate
- Body and spring strain relief: brass with nickel, gold, or black chrome plate
- Insulation: Noryl SE1

Specifications:

- Current rating: 5 amp @ 200VDC/150VAC
- Insulation resistance: 100MΩ @ 500VDC
- Maximum cable size: .22"

Plugs

- Ground contact with unique "T" shape slot provide maximum contact area

MOUSER STOCK NO.	Plating		Price Each		
	Center Contact	Body	1	10	100
Hollow Center Pin					
174-3300	Silver	Nickel	1.83	1.66	1.51
174-3310	Gold	Gold	2.34	2.13	1.94
174-3320	Gold	Black chrome	2.34	2.13	1.94
Solid Center Pin					
174-3330	Silver	Nickel	1.99	1.81	1.64
174-3340	Gold	Gold	2.49	2.27	2.06
174-3350	Gold	Black chrome	2.49	2.27	2.06

Line Sockets

- Spring center contact for secure cable connection

164-3400	Silver	Nickel	1.93	1.76	1.60
164-3410	Gold	Gold	2.55	2.31	2.10
164-3420	Gold	Black chrome	2.55	2.31	2.10

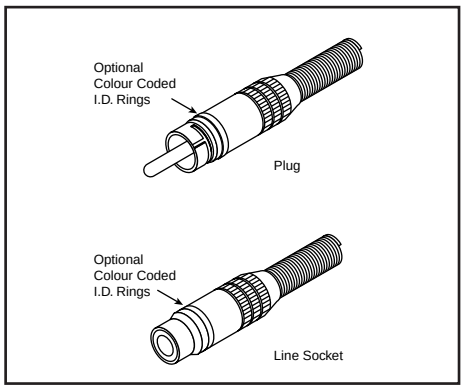

COLOUR CODED I.D. RINGS

These unique colour coded I.D. rings provide a durable, bright coding system for Deltron professional phono plugs and line sockets. A single plug or socket can be used in a variety of colour coded applications by simply adding or changing the coloured ring.

MOUSER STOCK NO.	Color	Price Each		
		1	25	100
174-3431	Black	.10	.09	.08
174-3432	Blue	.10	.09	.08
174-3434	Green	.10	.09	.08
174-3435	Red	.10	.09	.08
174-3436	White	.10	.09	.08
174-3437	Yellow	.10	.09	.08

THROUGH GROUND PROFESSIONAL PHONO PLUGS

A high quality, durable, UK manufactured phono plug made from machined brass, gold plated. The contact can be removed from the main body when crimping is preferred on assembling the cable to the contact.

Features:

- Ground contact with precision machined "T" shape slot provides maximum contact area
- Accepts cable diameters to .275"
- Collet for cable gripping and dual grounding

Material Specifications:

- Center and ground contacts, and collet: brass with 0.5 micron gold plate
- Cap: brass with black chrome plate
- Insulation: PTFE

Specifications:

- Current rating: 5 amp @ 200VDC/150VAC
- Insulation resistance: 100MΩ @ 500VDC

Ground contacts machined out of main body provide improved ground connection over typical "riveted" ground contacts

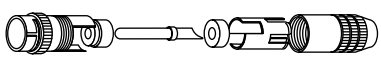

Gold plated cable collet provides superior ground when braid shield is folded back over the cable jacket for 3/8" allowing collet to be clamped onto braid shield.

MOUSER STOCK NO.	Color Coding Band	Price Each		
		1	10	100
174-3455	Red	9.81	8.92	8.11
174-3456	White	9.81	8.92	8.11

HIGH END PROFESSIONAL PHONO PLUGS

Designed and manufactured in the UK to the highest quality standards for use with Professional Audio Equipment.

Features:

- Ground contact with "T" shaped slot for effective spring contact retention
- Solid brass body provides 100% shielding
- PTFE insulation for high dielectric constant

Material Specifications:

- Center contact, ground contact, and collet: brass with 0.5 micron gold plate
- Insulator: PTFE

Specifications:

- Current rating: 5A @ 200VDC/150VAC
- Insulation resistance: 100MΩ @ 500VDC

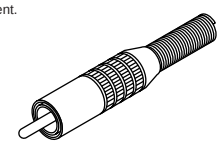

MOUSER STOCK NO.	Cap and Spring	Color Band	Price Each		
			1	10	100
174-3200	Gold flash	None	4.89	4.44	4.04
174-3205	Gold flash	Red	4.99	4.54	4.12
174-3206	Gold flash	White	4.99	4.54	4.12
174-3210	Black chrome	None	4.99	4.54	4.12
174-3215	Black chrome	Red	4.99	4.54	4.12
174-3216	Black chrome	White	4.99	4.54	4.12

COLOURED CAP PHONO PLUGS

A range of high quality UK manufactured phono plugs made from machined brass with various plating options. The aluminum housing is anodized in various colors for easy identification.

Features:

- "T" shape ground contact for maximum contact area
- Accepts cable diameters up to .216"
- Collet for cable gripping and dual grounding

Material Specifications:

- Center contact, ground contact, and collet: brass with flash gold plate
- Body: anodized aluminum
- Spring: brass with black chrome plate
- Insulator: PTFE

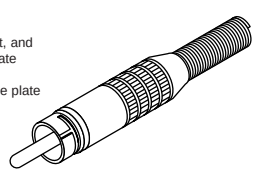

Specifications:

- Current rating: 5 amp @ 200VDC/150VAC
- Insulation resistance: 100MΩ @ 500VDC

MOUSER STOCK NO.	Cap Plating	Price Each		
		1	10	100
174-3461	Black anodized	3.43	3.12	2.84
174-3462	Blue anodized	3.43	3.12	2.84
174-3465	Red anodized	3.43	3.12	2.84
174-3467	Yellow anodized	3.43	3.12	2.84

PROFESSIONAL PHONO CHASSIS SOCKETS

A turned brass single nut fixing panel socket available in nickel or gold plated finish. Available in either red or black insulator material for identification purposes. A 7.2mm diameter mounting hole is required.

Color Insulator

MOUSER STOCK NO.	Contact Plating	Body	Price Each		
			1	10	100
164-4215	Nickel	Black	1.12	1.02	.93
164-4315	Nickel	Red	1.12	1.02	.93
164-4321	Gold	Black	1.37	1.24	1.14
164-4325	Gold	Red	1.37	1.24	1.14

PROFESSIONAL QUALITY 1/4" PHONE PLUGS

Material Specifications:

- Body and cap: nickel plated brass with copper center contact
- Strain relief spring: nickel plated spring steel
- Collet: nylon 66
- Insulation: nylon

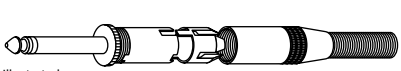

Two Conductor Illustrated

Phone Plugs

Two and Three conductor phone plugs with full shielding. These plugs are designed to withstand the rugged conditions required of the professional audio user providing the maximum reliability in the most demanding environment. Solder termination.

MOUSER STOCK NO.	Plating	Price Each		
		1	10	100
Two Conductor				
174-329000	Nickel	4.62	4.29	3.80
174-329100	Black chrome	5.33	4.95	4.38
Three Conductor				
174-329001	Nickel	7.36	6.83	6.04
174-329101	Black chrome	8.06	7.48	6.62

"Silent" Phone Plugs, Two Conductor

Deltron's new silent plug eliminates any annoying buzz when connected or disconnected from any piece of equipment. A spring-loaded sliding sleeve serves as a switch, turning the cable "on and off", keeping the tip and sleeve in contact with one another when the plug is not in use. When the silent plug is inserted into a piece of equipment, the sleeve is automatically pushed back, breaking the contact between the tip and sleeve, enabling signal transmission. Solder termination

MOUSER STOCK NO.	Plating	Price Each		
		1	10	100
174-329002	Nickel	6.47	6.01	5.32
174-329102	Black chrome	7.18	6.67	5.90

COLOUR CODED CONNECTOR COLLARS

For use with professional quality 1/4" phone plugs.

Deltron's unique color coded collars provide an efficient and effective coding system which enables fast identification of audio channels.

MOUSER STOCK NO.	Color	Price Each		
		1	10	100
174-3280	Black	.10	.09	.08
174-3281	Brown	.10	.09	.08
174-3282	Red	.10	.09	.08
174-3283	Orange	.10	.09	.08
174-3284	Yellow	.10	.09	.08
174-3285	Green	.10	.09	.08
174-3286	Blue	.10	.09	.08
174-3287	Violet	.10	.09	.08
174-3288	Gray	.10	.09	.08
174-3289	White	.10	.09	.08

DGS DELTRON Professional DIN Connectors and Accessories

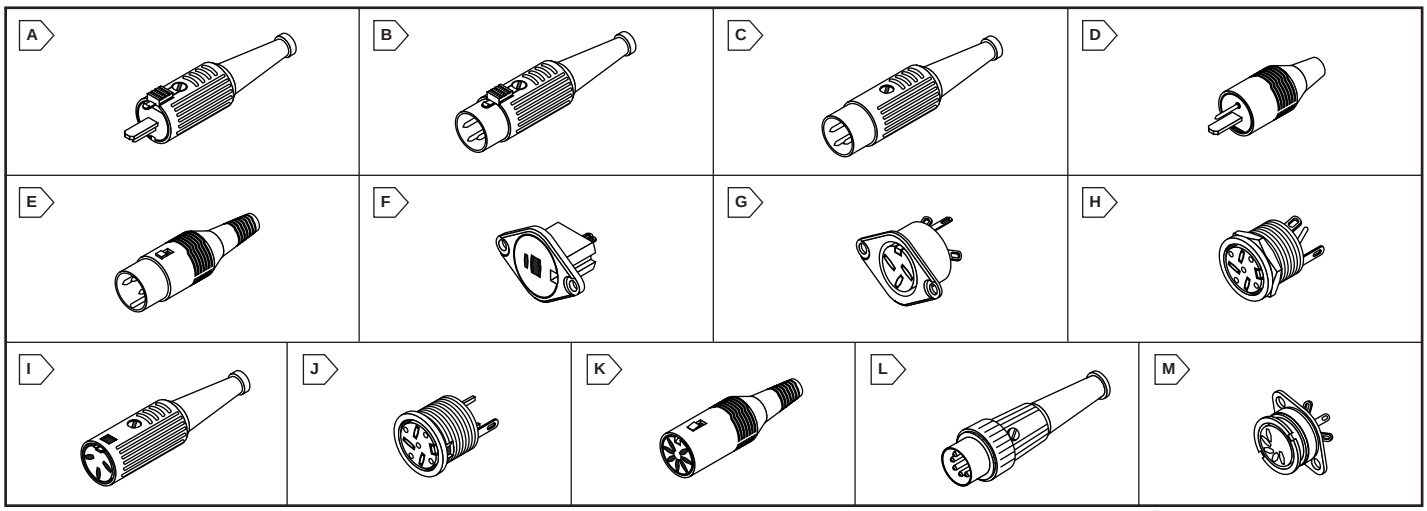

PROFESSIONAL DIN CONNECTORS

Features:

- Fully shielded housing
- Suitable for audio/instrumentation applications

Specifications:

- Voltage rating: 100V
- Current rating: 4A
- Contact resistance: <2mΩ
- Temperature range: -25°C to +70°C

DIN Plugs Bright Nickel Finish

For quantities greater than listed, call for quote.

MOUSER STOCK NO.	Fig.	Description	Degrees of Arc	Price Each 1	10	100	500
17HR592	A	2 pin shielded	N/A	3.49	2.90	2.64	2.40
17HR593	B	3 pin lockable, male	180°	3.10	2.67	2.43	2.21
17HR595	B	5 pin lockable, male	180°	3.55	3.07	2.79	2.54
17HR598	B	8 pin lockable, male	270°	4.57	3.81	3.47	3.15
17HR613	C	3 pin male	180°	2.12	1.68	1.51	1.39
17HR615	C	5 pin male	180°	2.23	1.83	1.66	1.50
17HR618	C	8 pin male	270°	3.36	2.80	2.54	2.31

DIN Plugs Matte Black Finish

For quantities greater than listed, call for quote.

174-2312	B	3 pin lockable male	180°	3.40	2.84	2.58	2.35
174-2512	B	5 pin lockable male	180°	3.90	3.25	2.96	2.69
174-2311	C	3 pin male	180°	2.28	1.90	1.73	1.57
174-2411	C	4 pin male	180°	2.93	2.44	2.22	2.02
174-2511	C	5 pin male	180°	2.41	2.01	1.83	1.66
174-2611	C	6 pin male	240°	2.55	2.12	1.93	1.75

DIN Plugs PVC Molded Body

For quantities greater than listed, call for quote.

17HR802	D	2 pin male	N/A	.69	.55	.50	.45
17HR803	E	3 pin male	180°	.81	.62	.56	.51
17HR804	E	4 pin male	180°	.93	.74	.68	.60
17HR805	E	5 pin male	180°	1.05	.87	.79	.72
17HR806	E	6 pin male	240°	1.25	1.04	.94	.76
17HR808	E	8 pin male	270°	1.45	1.21	1.10	1.00

DIN Receptacles Bright Nickel Finish

For quantities greater than listed, call for quote.

16HR632	F	2 pin chassis	N/A	1.56	1.22	1.11	1.01
16HR633	G	3 pin chassis	180°	1.99	1.67	1.52	1.38
16HR634	G	4 pin chassis	180°	2.49	2.08	1.89	1.72
16HR635	G	5 pin chassis	180°	2.30	1.92	1.74	1.58
16HR636	G	6 pin chassis	240°	2.59	2.13	1.94	1.76
16HR638	G	8 pin chassis	270°	3.19	2.61	2.37	2.15
16HR653	H	3 pin chassis	180°	3.99	3.33	3.02	2.75
16HR654	H	4 pin chassis	180°	4.39	3.67	3.33	3.03
16HR655	H	5 pin chassis	180°	4.05	3.37	3.07	2.79
16HR656	H	6 pin chassis	240°	4.31	3.59	3.27	2.97
16HR658	H	8 pin chassis	270°	4.89	4.06	3.69	3.35

DIN Receptacles Matte Black

For quantities greater than listed, call for quote.

164-2313	I	3 pin female	180°	2.90	2.42	2.20	1.99
164-2513	I	5 pin female	180°	3.11	2.59	2.36	2.14
164-2321	G	3 pin female	180°	1.99	1.67	1.57	1.51
164-2421	G	4 pin female	180°	2.66	2.22	2.02	1.83
164-2521	G	5 pin female	180°	2.47	2.06	1.87	1.70
164-2322	H	3 pin female	180°	4.13	3.44	3.13	2.84
164-2522	H	5 pin female	180°	4.19	3.49	3.19	2.88
164-2331	J	3 pin PCB	180°	3.13	2.61	2.37	2.16
164-2431	J	4 pin PCB	180°	3.20	2.67	2.43	2.21
164-2531	J	5 pin PCB	180°	3.66	3.06	2.77	2.52
164-2345	Hex mntg. nut for 164-2331, 164-2431, 164-2531			.49	- - -	.42	- - -

DIN Receptacles PVC Molded Body

For quantities greater than listed, call for quote.

17HR813	K	3 pin jack	180°	1.31	1.10	.98	.89
17HR815	K	5 pin jack	180°	1.49	1.24	1.09	.99

RING LOCK DIN CONNECTORS

NEW IN '97

Standard Plug

For quantities greater than listed, call for quote.

MOUSER STOCK NO.	Fig.	Pin	Degrees of Arc	Price Each 1	10	100	500
174-9231	L	3	180°	2.70	2.45	2.23	2.03
174-9241	L	4	180°	2.85	2.59	2.35	2.14
174-9251	L	5	180°	2.94	2.67	2.43	2.21
174-9252	L	5	240°	2.94	2.67	2.43	2.21
174-9261	L	6	180°	3.04	2.76	2.51	2.28
174-9271	L	7	180°	3.18	2.89	2.63	2.39
174-9281	L	8	180°	3.18	2.89	2.63	2.39

Panel Socket

For quantities greater than listed, call for quote.

MOUSER STOCK NO.	Fig.	Pin	Degrees of Arc	Price Each 1	10	100	500
164-9330	M	3	180°	1.80	1.64	1.49	1.35
164-9340	M	4	180°	2.00	1.82	1.65	1.50
164-9350	M	5	180°	2.09	1.90	1.73	1.57
164-9351	M	5	240°	2.09	1.90	1.73	1.57
164-9360	M	6	180°	2.42	2.20	2.00	1.82
164-9370	M	7	180°	2.80	2.54	2.31	2.10
164-9380	M	8	180°	2.89	2.63	2.39	2.17

CHANNEL IDENTIFICATION SYSTEM FOR RING LOCK DIN CONNECTORS

NEW IN '97

This colour coded system gives you durable, bright identification for both DIN plug locking rings and panel sockets.

Colour Coded DIN Connector Rings for Standard Plugs

For quantities greater than listed, call for quote.

MOUSER STOCK NO.	Colour	Price Each 1	20	100
174-9202	Blue	.31	.26	.23
174-9204	Green	.31	.26	.23
174-9205	Red	.31	.26	.23
174-9206	White	.31	.26	.23
174-9207	Yellow	.31	.26	.23

MOUSER STOCK NO.	Colour	Price Each 1	10	25
174-9200	Assorted bag of 20	6.04	5.14	4.47

Colour Coded DIN Connector Rings for Panel Sockets

For quantities greater than listed, call for quote.

MOUSER STOCK NO.	Colour	Price Each 1	20	100
164-9301	Black	.09	.08	.07
164-9302	Blue	.09	.08	.07
164-9304	Green	.09	.08	.07
164-9305	Red	.09	.08	.07
164-9306	White	.09	.08	.07
164-9307	Yellow	.09	.08	.07

MOUSER STOCK NO.	Colour	Price Each 1	10	25
164-9308	Assorted bag of 24	1.97	1.68	1.46

Mini-DIN and DIN Connectors

AMP SHIELDED MINIATURE CIRCULAR DIN CONNECTORS

Right Angle PCB

MOUSER STOCK NO.	Fig.	No. of Positions	Price Each			
			1	50	100	500
571-749181-1	A	4	2.76	2.43	2.04	Call For Quote
571-749180-1	A	6	2.96	2.59	2.17	
571-749179-1	A	8	3.15	2.76	2.31	

Panel Mount

MOUSER STOCK NO.	Fig.	No. of Positions	Price Each			
			1	50	100	500
571-750319-2	B	4	3.04	2.76	2.67	Call For Quote
571-750131-2	B	6	3.19	2.90	2.79	
571-750340-2	B	8	3.31	3.01	2.91	

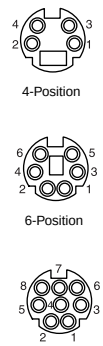

Features:
- Compact size
- Choice of 4, 6, or 8 pin
- PCB, SMD, or panel mounting
- Integral one piece shield
- Connector hold-downs

Specifications:
- Housing: 94V-0 thermoplastic
- Contacts: phosphor bronze with .00030 gold flash in contact area
- Recommended PC board thickness: .062"

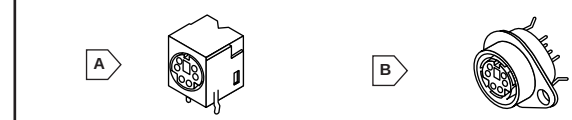

PCB with hold-down

Panel Mount

MINI-DIN CONNECTORS

Features:
- Compact miniature design
- Ideal for I/O connector applications
- Versatile right angle PCB mounting
- Available 3-9 contact positions

Specifications:
- Voltage rating: 100VAC
- Current rating: 1 amp
- Insulation resistance: 50MΩ
- Breakdown voltage: 250VAC
- Contact resistance: 30MΩ

PCB Shielded Jacks

MOUSER STOCK NO.	Fig.	Contact Positions	Price Each			
			1	10	100	500
161-2203	A	3 pin	1.43	1.19	1.08	Call For Quote
161-2204	A	4 pin	1.46	1.22	1.11	
161-2205	A	5 pin	1.52	1.27	1.16	
161-2206	A	6 pin	1.60	1.33	1.21	
161-2207	A	7 pin	1.76	1.46	1.33	
161-2208	A	8 pin	1.82	1.52	1.39	
161-2209	A	9 pin	2.29	1.91	1.74	

PCB Shielded Jacks

MOUSER STOCK NO.	Fig.	Contact Positions	Price Each			
			1	10	100	500
161-2303	B	3 pin	1.55	1.29	1.18	Call For Quote
161-2304	B	4 pin	1.60	1.33	1.21	
161-2305	B	5 pin	1.65	1.38	1.25	
161-2306	B	6 pin	1.73	1.44	1.31	
161-2307	B	7 pin	1.90	1.58	1.43	
161-2308	B	8 pin	1.96	1.63	1.49	
161-2309	B	9 pin	2.49	2.04	1.86	

Panel Mount Unshielded Jacks

MOUSER STOCK NO.	Fig.	Contact Positions	Price Each			
			1	10	100	500
161-2103	C	3 pin	2.49	2.11	1.92	Call
161-2104	C	4 pin	2.69	2.25	2.04	

Plugs
- Solder posts
- 4 piece assembly
- Reduced size

MOUSER STOCK NO.	Fig.	Contact Positions	Price Each			
			1	10	100	500
171-2503	D	3 pin	1.25	.96	.87	Call For Quote
171-2504	D	4 pin	1.30	1.00	.91	
171-2506	D	6 pin	1.33	1.11	1.01	
171-2508	D	8 pin	1.52	1.27	1.16	

Plugs
- Solder cup
- 6 piece assembly

MOUSER STOCK NO.	Fig.	Contact Positions	Price Each			
			1	10	100	500
171-2603	E	3 pin	1.00	.77	.70	Call For Quote
171-2604	E	4 pin	1.06	.81	.74	
171-2606	E	6 pin	1.21	.92	.84	
171-2608	E	8 pin	1.23	1.03	.93	
171-2609	E	9 pin	2.09	1.74	1.58	

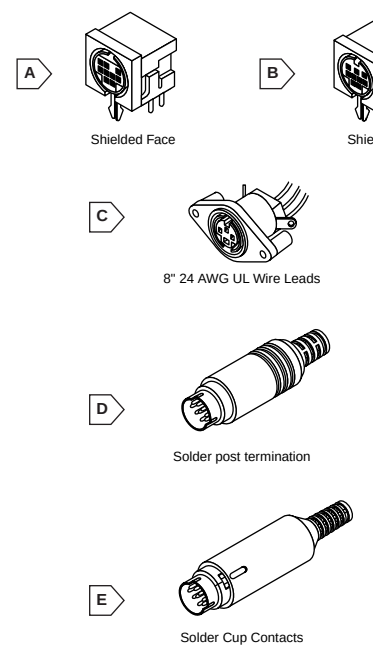

Shielded Face

Shielded

8" 24 AWG UL Wire Leads

Solder post termination

Solder Cup Contacts

Raytheon Electronics Switchcraft® CIRCULAR DIN CONNECTORS

Designed for low level circuitry in computer, commercial, industrial, consumer, and military applications. They are exact replacements for many foreign built products. They are used extensively for computer keyboard, I/O, and peripheral applications.

DIN Cord End Plugs

MOUSER STOCK NO.	Fig.	Description	Price Each			
			1	10	25	100
502-05CL3M	A	3 pins @ 180° with lock ring	6.32	4.74	4.35	3.95
502-05CL5M	A	5 pins @ 180° with lock ring	7.44	5.58	5.12	4.65
502-12CL5M	A	5 pins @ 240° with lock ring	7.08	5.31	4.87	4.43
502-05GM3M	B	3 pins @ 180° with shielded barrel	3.00	2.25	2.06	1.88
502-05GM5M	B	5 pins @ 180° with shielded barrel	4.24	3.18	2.92	2.65
502-12GM5M	B	5 pins @ 240° with shielded barrel	4.32	3.24	2.97	2.70
502-05BL3M	C	3 pins @ 180° with extended barrel	3.44	2.58	2.37	2.15
502-05BL5M	C	5 pins @ 180° with extended barrel	4.56	3.42	3.14	2.85
502-12BL5M	C	5 pins @ 240° with extended barrel	4.56	3.42	3.14	2.85

Panel Mount DIN Receptacles

MOUSER STOCK NO.	Fig.	Description	Price Each			
			1	10	25	100
502-57HA3F	D	3 pins @ 180° for lock ring plug	2.92	2.19	2.01	1.83
502-57HB5F	D	5 pins @ 180° for lock ring plug	3.20	2.40	2.20	2.00
502-61HA5F	D	5 pins @ 240° for lock ring plug	3.48	2.61	2.39	2.18
502-57GB3F	E	3 pins @ 180° for shielded / extended barrel plug	2.36	1.77	1.62	1.48
502-57GB5F	E	5 pins @ 180° for shielded / extended barrel plug	2.72	2.04	1.87	1.70
502-61GB5F	E	5 pins @ 240° for shielded / extended barrel plug	2.72	2.04	1.87	1.70

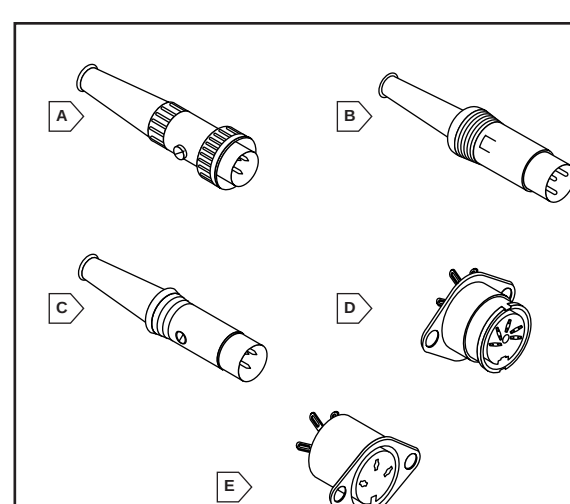

DIN Connectors and Auto Power Plugs

DIN CONNECTORS

DIN Plugs

MOUSER STOCK NO.	Fig.	Description	Degrees of Arc	Color	Price Each 1	10	100	500
171-0273	A	3 pin with strain relief	180°	Black	.65	.44	.40	Call For Quote
171-0275	A	5 pin with strain relief	180°	Black	.65	.44	.40	
171-0276	A	6 pin with strain relief	240°	Black	.66	.51	.46	
17PP075	B	3 pin with strain relief	180°	Gray	1.31	1.01	.92	
17DN100	B	5 pin with strain relief	180°	Gray	1.32	1.10	1.00	
17DN101	B	5 pin with strain relief	180°	Black	1.32	1.10	1.00	
17PP048	B	6 pin with strain relief	240°	Gray	1.57	1.31	1.19	

Right Angle DIN Plugs

MOUSER STOCK NO.	Fig.	Description	Degrees of Arc	Price Each 1	10	100	500
171-1031	C	3 pin with strain relief	180°	1.27	1.06	.96	Call
171-1051	C	5 pin with strain relief	180°	1.45	1.21	1.10	

DIN Receptacles

MOUSER STOCK NO.	Fig.	Description	Degrees of Arc	Price Each 1	10	100	500
161-0003	D	3 pin metal body	180°	.64	.61	.55	Call For Quote
161-0005	D	5 pin metal body	180°	.68	.62	.56	
161-0006	D	6 pin metal body	240°	.83	.75	.69	
16PJ102	D	3 pin metal body	180°	1.03	.79	.72	
161-4701	D	4 pin metal body	216°	1.24	.95	.86	
16DN100	D	5 pin metal body	180°	1.24	.95	.86	
16PJ224	D	6 pin metal body	240°	1.20	.92	.84	
16PJ369	E	5 pin snap-in panel mount	180°	2.65	2.21	2.01	

PCB DIN Receptacles

MOUSER STOCK NO.	Fig.	Description	Degrees of Arc	Price Each 1	10	100	500
161-0503	F	5 pin rt angle PCB mount	180°	.93	.71	.65	Call For Quote
161-0504	G	5 pin unshielded	180°	.96	.80	.62	
161-0505	H	5 pin shielded	180°	1.10	.92	.71	

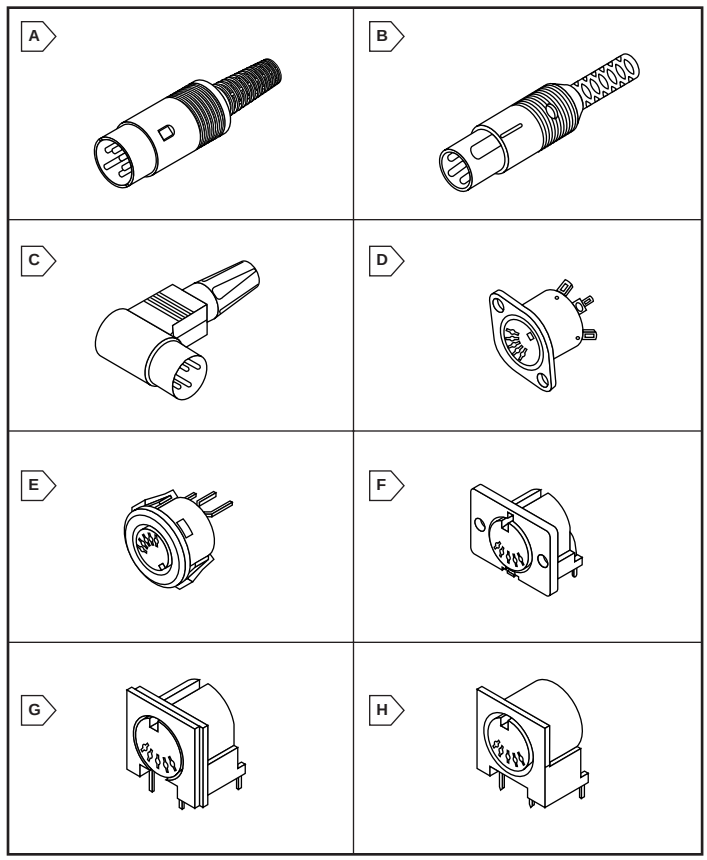

SQUARE DIN CONNECTORS

Receptacle

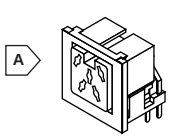

Shielded Face

Specifications:
- Rating: 100VAC 2A
- Insulation resistance: 100MΩ minimum at 500VDC
- Dielectric strength: 1,000VAC for 1 minute
- Contact resistance: 20MΩ maximum

MOUSER STOCK NO.	Fig.	Description	Price Each 1	10	100	500
161-0215	A	5 pin square PC mount	1.29	1.07	.97	Call

Plug With Strain Relief

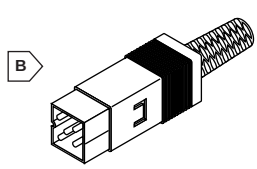

Specifications:
- Rating: 12VDC 1A max.
- Insulation resistance: 50MΩ minimum at 250VDC
- Dielectric strength: 250VAC for 1 minute

MOUSER STOCK NO.	Fig.	No. of Pins	Max. Cable O.D. (In.)	Length (In.)	Color	Price Each 1	10	100	500
171-4405	B	5 pin	.28	2.7	Black	1.89	1.58	1.44	Call

CIRCULAR CONNECTORS

Features:
- 10 pin in-line video connectors designed for video tape recorders
- Metal body
- Strain relief

MOUSER STOCK NO.	Fig.	Description	Price Each 1	10	100	500
171-5830	A	10 pin jack	7.45	6.80	6.20	Call
161-5820	B	10 pin plug	9.75	8.13	7.39	

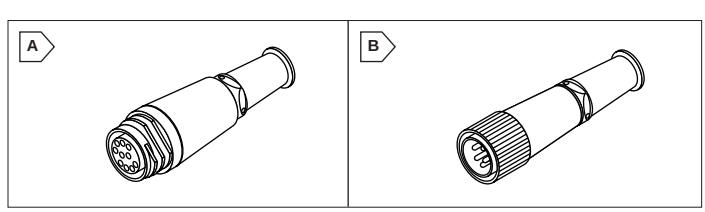

AUTO POWER PLUGS AND RECEPTACLE

- 12VDC, plugs directly into standard cigarette lighter

Plugs

MOUSER STOCK NO.	Fig.	Description	Price Each 1	10	100
171-6001	A	Standard black plastic, unscrews for easy soldering	.83	.63	.57
17PP078	B	Standard black plastic, unscrews for easy soldering	1.45	1.21	1.10
171-3400	C	Plug with fuse and green LED indicator	2.49	2.25	2.05

Receptacle

MOUSER STOCK NO.	Fig.	Description	Price Each 1	10	100
161-2050	D	12VDC receptacle	2.96	2.47	2.24

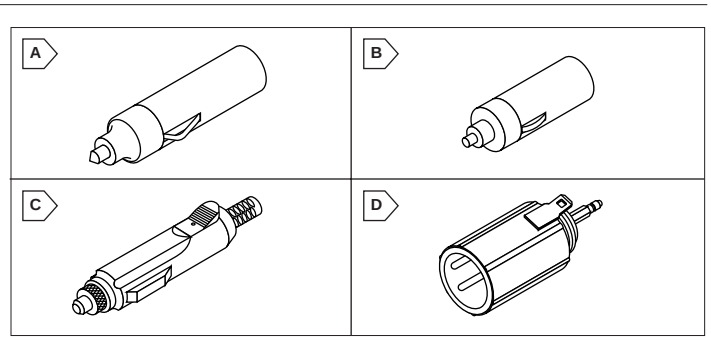

DC Power Jacks and Plugs

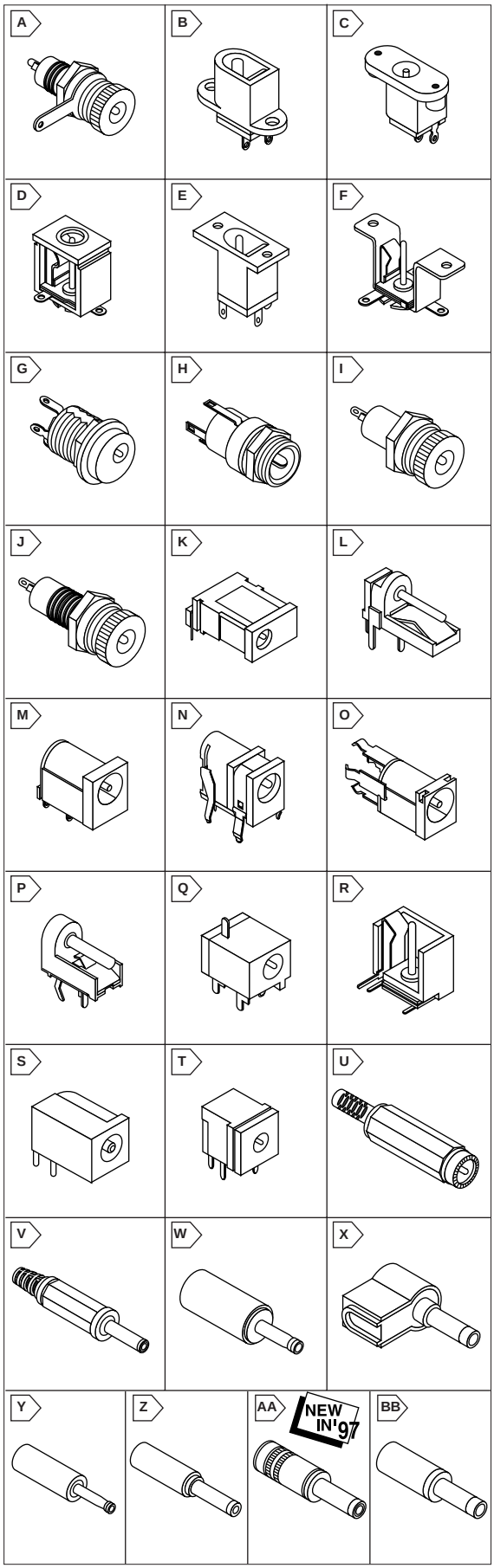

DC POWER JACKS

Most feature phosphor bronze springs, brass pins, and terminals.

Chassis/Panel Mount

For quantities greater than listed, call for quote.

MOUSER STOCK NO.	Fig.	Description	Mating Plg. O.D. (mm)	Center Pin D (mm)	Center Pin L (mm)	Price Each 1	Price Each 10	Price Each 100
163-4001	A	1.0mm, all metal housing	3.0mm	.95	5.0	2.76	2.30	2.09
163-4013	A	1.3mm, all metal housing	3.5mm	1.2	5.0	2.76	2.30	2.09
16PJ723	B	2.1mm, molded, economy with NC switch	5.5mm	2.0	7.2	.50	.33	.30
16PJ222	B	2.1mm, molded, standard with NC switch	5.5mm	2.0	7.2	.87	.67	.61
163-5006	C	2.1mm, molded with NC switch	5.5mm	2.0	8.0	.99	.77	.70
163-2101	D	2.1mm, open plastic frame with NC switch	5.5mm	2.0	8.3	1.24	.95	.86
163-4300	E	2.1mm, molded with NC switch	5.5mm	2.0	7.5	1.30	1.00	.91
16PJ122	F	2.1mm, open metal frame with NC switch	5.5mm	2.0	8.0	1.24	1.03	.94
163-4302	G	2.1mm, round plastic with NC switch	5.5mm	2.0	9.0	1.62	1.37	.95
163-4304	H	2.1mm, split pin with NC switch	5.5mm	2.0	8.0	1.61	1.34	1.22
163-4021	I	2.1mm, metal	5.5mm	2.0	7.5	2.76	2.30	2.09
163-4022	J	2.1mm, metal, 1" bushing	5.5mm	2.0	7.5	5.04	4.20	3.82
163-5007	B	2.5mm, molded with NC switch	5.5mm	2.35	7.2	.71	.51	.46
16PJ221	B	2.5mm, molded with NC switch	5.5mm	2.35	7.2	.87	.67	.61
163-5005	C	2.5mm, molded with NC switch	5.5mm	2.35	8.0	.99	.77	.70
163-2501	D	2.5mm, open plastic frame with NC switch	5.5mm	2.35	8.3	1.29	.99	.90
163-4301	E	2.5mm, molded with NC switch	5.5mm	2.35	7.5	1.30	1.00	.91
16PJ121	F	2.5mm, open metal frame with NC switch	5.5mm	2.35	8.0	1.24	1.03	.94
163-4303	G	2.5mm, round plastic with NC switch	5.5mm	2.35	9.0	1.62	1.37	.95
163-4305	H	2.5mm, split pin with NC switch	5.5mm	2.35	8.0	1.61	1.34	1.22
163-4025	I	2.5mm, metal	5.5mm	2.35	7.5	2.76	2.30	2.09
163-4026	J	2.5mm, metal, 1" bushing	5.5mm	2.35	7.5	5.04	4.20	3.82

PC Mount

For quantities greater than listed, call for quote.

MOUSER STOCK NO.	Fig.	Description	Mating Plg. O.D. (mm)	Center Pin D (mm)	Center Pin L (mm)	Price Each 1	Price Each 10	Price Each 100
163-4312	K	0.7mm, molded with PC pins, NC switch	2.35mm	.65	8.2	1.43	1.19	1.08
163-0200	L	1.0mm, PCB open frame w/PC pins, NC sw	3.0mm	.95	6.35	1.01	.62	.56
161-100	M	1.0mm, molded with PC pins, NC switch	3.0mm	.95	5.0	1.13	.87	.79
163-5008	L	1.3mm, open frame with PC pins, NC switch	3.4mm	1.25	5.5	.73	.52	.48
16PJ200	L	1.3mm, with PC pins and NC switch	3.4mm	1.2	5.0	.88	.68	.62
161-201	M	1.3mm, molded with PC pins and NC switch	3.4mm	1.2	5.0	1.25	.96	.87
163-4310	N	1.7mm, molded snap mount, PC pins, NC sw	4.0mm	1.6	8.5	1.28	1.07	.97
163-4311	N	1.7mm, molded snap mount, PC pins, NC sw	4.75mm	1.6	8.5	1.28	1.07	.97
163-5004	M	2.1mm, molded with solder tabs and NC switch	5.5mm	2.0	8.0	.63	.42	.38
163-5013	O	2.1mm, molded snap mount PC pins NC sw	5.5mm	2.0	8.0	.64	.43	.38
163-5010	P	2.1mm, open frame with snap mount PC pins and NC switch	5.5mm	2.0	8.0	.73	.48	.44
16PJ031	M	2.1mm, molded with PC tabs and NC switch	5.5mm	2.0	9.0	.74	.55	.50
16PJ093	Q	2.1mm, molded with PC tabs and NC switch	5.5mm	2.0	7.5	.91	.70	.64
16PJ101	R	2.1mm, molded with PC pins and NC switch	5.5mm	2.0	5.0	1.12	.86	.78
161-3140	S	2.1mm, molded w/2-SPDT switches w/PC tabs	5.5mm	2.35	7.5	2.46	2.05	1.86
163-5012	O	2.5mm, molded with snap mount PC pins and NC switch	5.5mm	2.35	8.0	.64	.43	.38
163-5003	M	2.5mm, molded with PC pins and NC switch	5.5mm	2.35	8.0	.64	.45	.41
163-5011	P	2.5mm, open frame with snap mount PC pins and NC switch	5.5mm	2.35	8.0	.73	.48	.44
16PJ032	M	2.5mm, molded with PC tabs and NC switch	5.5mm	2.35	9.0	.75	.58	.53
16PJ223	R	2.5mm, molded with PC pins and NC switch	5.5mm	2.35	5.0	1.12	.86	.78
163-4314	T	2.5mm, molded w/2-SPDT switches w/PC tabs	5.5mm	2.35	7.5	2.64	2.20	2.00

In-Line

For quantities greater than listed, call for quote.

MOUSER STOCK NO.	Fig.	Description	Mating Plug O.D. (mm)	Max. Cable O.D. (In.)	Center Pin D (mm)	Center Pin L (mm)	Price Each 1	Price Each 10	Price Each 100
163-0300	U	2.1mm, cable mount jack	5.5	.16	2.0	8.5	1.92	1.60	1.45
163-0301	U	2.5mm, cable mount jack	5.5	.16	2.35	8.5	1.92	1.60	1.45

DC POWER PLUGS

Solder Terminals

For quantities greater than listed, call for quote.

MOUSER STOCK NO.	Fig.	Description	Price Each 1	Price Each 10	Price Each 100	Price Each 500
171-3218	V	Barrel 0.7mm x 2.35mm x 8.9mm, black	1.43	1.19	1.08	.98
171-100	V	Barrel 1.1mm x 3.0mm x 8.7mm, black with relief	1.32	1.10	1.00	.91
171-3230	W	Barrel 1.1mm x 3.5mm x 9.1mm, black locking	.95	.73	.66	.60
171-3223	X	Barrel 1.1mm x 3.0mm x right angle, black	1.28	1.07	.97	.88
171-3209	W	Barrel 1.3mm x 3.5mm x 9.1mm, black locking	.95	.73	.66	.60
1710-1321	V	Barrel 1.3mm x 3.4mm x 9.1mm, black with relief	.84	.65	.59	.55
1710-1311	Y	Barrel 1.3mm x 3.4mm x 9.1mm, black	.86	.67	.61	.55
17PP200	Y	Barrel 1.3mm x 3.4mm x 8.9mm, black	1.29	.99	.90	.82
171-3210	V	Barrel 1.3mm x 3.4mm x 8.9mm, black with relief	1.29	.99	.90	.82
171-3224	X	Barrel 1.3mm x 3.4mm x right angle, black	1.28	1.07	.97	.88
171-3219	V	Barrel 1.7mm x 4.0mm x 8.9mm, black	1.28	1.07	.97	.88
171-3220	V	Barrel 1.7mm x 4.75mm x 8.9mm, black	1.28	1.07	.97	.88
171-3221	X	Barrel 1.7mm x 4.0mm x right ang., black	1.39	1.16	1.05	.95
171-3222	X	Barrel 1.7mm x 4.75mm x right ang., black with white tip	1.39	1.16	1.05	.95
1710-2131	Z	Barrel 2.1mm x 5.5mm x 9.9mm, black	.65	.44	.40	.36
1710-2142	Z	Barrel 2.1mm x 5.5mm x 9.9mm gray	.65	.44	.40	.36
1710-2122	Z	Barrel 2.1mm x 5.5mm x 14.0mm, gray	.74	.49	.45	.41
1710-2111	Z	Barrel 2.1mm x 5.5mm x 14.0mm, black	.74	.49	.45	.41
17PP121	AA	Barrel 2.1mm x 5.5mm x 9.4mm, black	.81	.62	.56	.51
17PP122	AA	Barrel 2.1mm x 5.5mm x 9.4mm, gray	.81	.62	.56	.51
17PP049	Z	Barrel 2.1mm x 5.5mm x 14.0mm, black	.91	.70	.64	.58
171-3214	Z	Barrel 2.1mm x 5.5mm x 14.0mm, gray	.91	.70	.64	.58
171-3215	X	Barrel 2.1mm x 5.5mm, right angle, black	.98	.75	.68	.62
171-3217	V	Barrel 2.1mm x 5.5mm x 8.9mm, black with relief	1.27	1.06	.96	.87
1710-2512	Z	Barrel 2.5mm x 5.5mm x 9.9mm, gray	.65	.44	.40	.36
1710-2521	Z	Barrel 2.5mm x 5.5mm x 9.9mm, black	.65	.44	.40	.36
171-3225	AA	Barrel 2.5mm x 5.5mm x 9.9mm, nickel plated brass	1.27	.98	.89	.81
17PP070	BB	Barrel 2.5mm x 5.5mm x 9.4mm, gray	.81	.62	.56	.51
171-0701	BB	Barrel 2.5mm x 5.5mm x 9.4mm, black	.81	.62	.56	.51
1710-2531	Z	Barrel 2.5mm x 5.5mm x 14.0mm, black	.74	.49	.45	.41
17PP109	Z	Barrel 2.5mm x 5.5mm x 14.0mm, black	.91	.70	.64	.58
171-3216	X	Barrel 2.5mm x 5.5mm, right angle, black	.98	.75	.68	.62
171-0702	V	Barrel 2.5mm x 5.5mm x 8.9mm, black with relief	1.27	1.06	.96	.87

2.5mm and 3.5mm Phone Plugs and Jacks

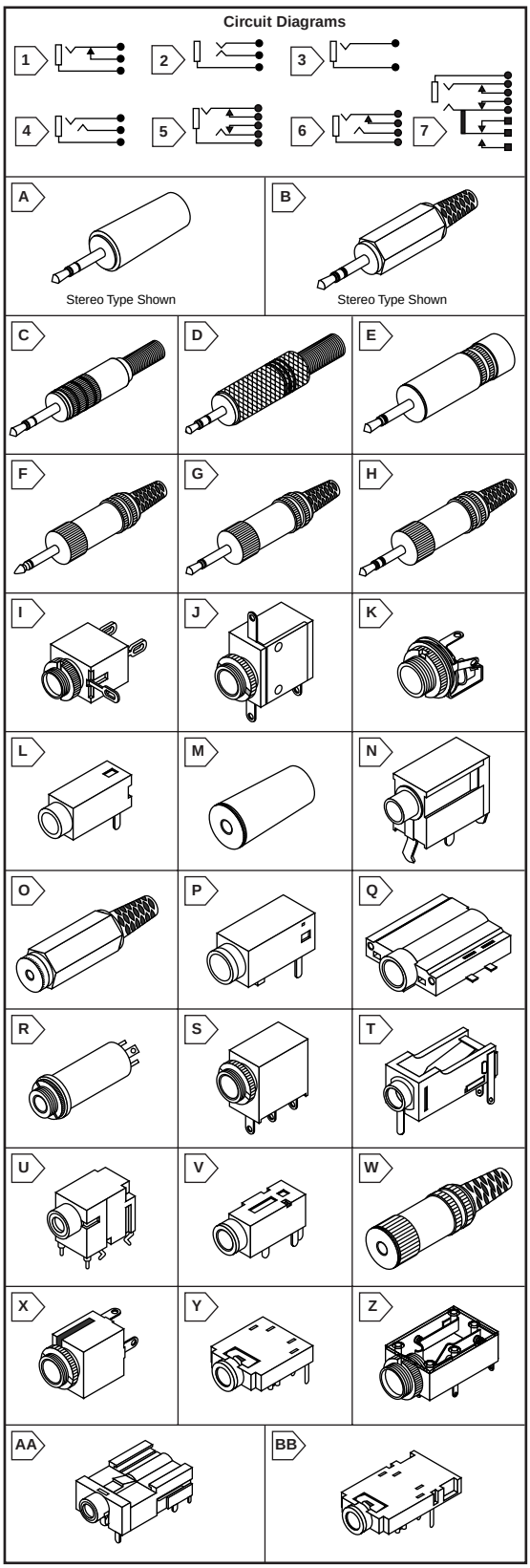

2.5mm PLUGS

For quantities greater than listed, call for quote.

MOUSER STOCK NO.	Fig.	Description	Price Each 1	10	100
Mono					
17PP095	A	Economy, black plastic handle, unshielded	.49	.34	.32
17PP053	A	Hi-rel, black plastic handle, plastic threaded plug, unshielded	.72	.48	.44
171-3304	B	Plastic threaded plug, .33" (D) x 1.5" (L), unshielded	.72	.48	.44
171-3413	A	Black plastic handle and solder terminals	.46	.36	.33
171-3404	B	Black plastic handle with strain relief and solder terminals	.46	.36	.33
174-2213	A	Hi-rel, black plastic handle, metal threaded plug, unshielded	.90	.69	.63
Stereo					
171-3305	A	Hi-rel, black plastic handle, unshielded	2.51	2.09	1.90
171-3306	C	Hi-rel, spring strain relief, shielded	2.80	2.33	2.12
171-3405	A	Black plastic handle and solder terminals	1.24	.96	.87
171-3406	D	Shielded handle with spring strain relief and solder terminals	1.79	1.48	1.35
171-3307	C	Gold contact with black metal handle, shielded	4.80	4.00	3.64

3.5mm PLUGS

† † Hi-rel, insulated sleeve, black strain relief

For quantities greater than listed, call for quote.

	MOUSER STOCK NO.	Fig.	Description	Price Each 1	10	100
	Mono					
	17PP103	A	Gray plastic handle with plastic plug, unshielded	.43	.30	.27
	17PP101	A	Red plastic handle with threaded metal bushing, unshielded	.65	.44	.40
	17PP102	A	Black plastic handle with metal plug, unshielded	.60	.40	.36
	17PP047	B	Plastic threaded plug, .40" (D) x 2" (L), unshielded	.74	.57	.52
	171-3500	A	Plastic threaded plug, unshielded	.88	.68	.62
	171-3302	B	Metal threaded plug, .33" (D) x 1.5" (L), unshielded	.95	.73	.66
	17PP105	A	Hi-rel, black plastic handle with threaded metal bushing, unshielded	1.09	.84	.76
	171-1041	E	Hi-rel, metal plug, insulated sleeve, shielded	1.30	1.00	.91
	171-3200	F	Hi-rel, black strain relief, insulated sleeve, U.S. tip, shielded	1.54	1.28	1.16
	171-3201	G	Hi-rel, black strain relief, insulated sleeve, Japan tip, shielded	1.54	1.28	1.16
	Stereo					
	17PP004	B	Hi-rel, molded, plastic threaded bushing with strain relief, unshielded	1.31	1.01	.92
† †	171-3300	H	Plastic bushing screw threads, .37" (D) x .98" (L), shielded	1.93	1.61	1.46
† †	171-3301	H	Metal bushing screw threads, .37" (D) x .98" (L), shielded	2.14	1.78	1.62

2.5mm JACKS

For quantities greater than listed, call for quote.

MOUSER STOCK NO.	Fig.	Mtg. Hole (In.)	Ckt. Dia	Description	Price Each 1	10	100
Mono							
16PJ128	I	.16	1	Economy, plastic, N/C swc. with spring (wht), chassis mount	.22	.18	.16
16PJ125	I	.16	1	Economy, plastic, N/C swc. with spring (blk), chassis mount	.25	.18	.16
16PJ126	J	.16	1	Economy, enclosed plastic housing, N/C swc., chassis mount	.36	.24	.21
16PJ100	K	.16	1	Hi-rel, knurled dress nut, washer, N/C swc., chassis mount	.71	.53	.48
161-2501	L	.20	2	Enclosed, open ckt., high retention dual contact, PCB mount	.81	.62	.56
161-3405	M	- - -	2	Black plastic handle, dual contacts and solder terminals	.51	.46	.42
16PJ090	N	.15	1	Hi-rel, enclosed plastic housing, N/C swc., PCB mount	.87	.67	.61
16PJ105	M	- - -	3	Hi-rel, black plastic handle, in-line	.87	.67	.61
16PJ227	O	- - -	3	Hi-rel, black PVC molded handle with strain relief, in-line	.94	.72	.65
164-1012	K	.16	1	Hi-rel, slotted dress nut, N/C swc., chassis mount	.95	.74	.67
Stereo							
161-2502	P	- - -	4	3-conductor, PCB phone jack, PCB mount	1.27	1.06	.96
161-2503	Q	- - -	4	3-conductor, SMD phone jack, surface mount	1.36	1.13	1.03
161-3408	M	- - -	4	Black plastic handle, shielded and solder terminals	.96	.74	.67
161-3308	M	- - -	4	Hi-rel, black plastic handle, in-line	1.82	1.52	1.38
161-3307	R	.25	4	Hi-rel, fully enclosed, shielded, chassis mount	1.73	1.44	1.31

3.5mm JACKS

✻ With threaded bushing

† With knurled nut

	MOUSER STOCK NO.	Fig.	Mtg. Hole (In.)	Ckt. Dia	Description	Price Each 1	10	100
	Mono							
	16PJ135	I	.25	1	Economy, black plastic, N/C switch with spring, chassis mount	.26	.20	.18
	16PJ137	I	.25	1	Economy, white plastic, N/C switch with spring, chassis mount	.26	.21	.18
	16PJ136	J	.25	1	Economy, fully enclsd. blk. plastic, N/C switch, chassis mount	.31	.24	.22
	16PJ138	I	.25	1	Economy, white plastic, N/C switch w/o spring, chassis mount	.36	.28	.25
†✻	161-3101	S	.25	1	Hi-rel, enclosed plastic housing, N/C switch, PCB mount	.77	.59	.54
	16PJ011	K	.25	1	Knurled dress nut, washer, N/C switch, chassis mount	.81	.62	.56
	161-3112	T	.25	1	Hi-rel with N/C switch, unthreaded bushing, PCB mount	.82	.63	.57
	16PJ528	U	.31	1	Hi-rel, black plastic housing, N/C switch, PCB mount	.79	.61	.55
	16PJ012	K	.25	1	Hex dress nut, washer, N/C switch, chassis mount	.82	.63	.57
	16PJ119	M	- - -	3	Hi-rel, black plastic handle, in-line	.87	.67	.61
✻	161-3100	T	.25	1	Blk. plastic, knurled dress nut, N/C switch, PCB mount	.91	.70	.64
	16PJ225	O	- - -	3	Hi-rel, black PVC molded handle with strain relief, in-line	.94	.72	.65
	161-3505	V	.25	1	Hi-rel, black plastic, closed circuit, PCB mount	.91	.70	.64
	164-1010	K	.25	1	Hi-rel, knurled dress nut, washer and switch, chassis mount	.98	.75	.68
	161-3200	W	- - -	3	Hi-rel, shielded handle with black strain relief, in-line	1.63	1.36	1.24
	Stereo							
†	161-3402	I	.25	4	Black plastic, open circuit, chassis mount	.43	.33	.30
†	161-3502	X	.25	4	Black plastic, solder term, open circuit, chassis mount	.94	.72	.65
	161-3504	Y	.25	5	Hi-rel, 2-SPST N/C switches, PCB mount	.96	.74	.67
✻	161-3501	Z	.25	4	Hi-rel, black plastic, open circuit, with nut, PCB mount	1.29	.99	.90
	16PJ106	O	- - -	4	Hi-rel, black PVC molded handle with strain relief, in-line	1.36	1.13	1.03
	161-3300	W	- - -	4	Hi-rel, shielded with black strain relief, in-line	1.79	1.49	1.35
	16PJ108	AA	.25	6	Hi-rel, black plastic housing, closed circuit, PCB mount	1.45	1.21	1.10
✻	161-3500	Z	.25	6	Hi-rel, black plastic, 1-SPST N/C swc., with nut, PCB mount	1.43	1.09	.99
	161-3503	BB	.25	7	Hi-rel, 2-SPST N/C switches plus 1-SPDT swc., PCB mount	1.69	1.41	1.28
✻	161-3499	Z	.25	5	Hi-rel, black plastic, 2-SPST N/C swc., with nut, PCB mount	1.57	1.21	1.10
†✻	161-3507	Z	.25	4	Black plastic, open circuit, with nut, PCB mount	.82	.63	.57

PHONE PLUG AND JACK KITS

Each Kit Contains:

- Stereo and mono
- Shielded and non-shielded
- 2 sizes for most applications

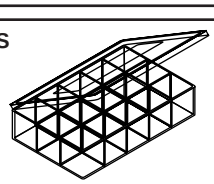

MOUSER STOCK NO.	Kit Contains	Price Each
370-161-1	5 each of 3.5mm jacks: 161-3504, 161-3200, 161-3300, 16PJ528, 161-3502 5 each of 3.5mm plugs: 171-3200, 17PP004, 171-3301	39.95
370-161-2	5 each of 2.5mm jacks: 161-2501, 16PJ090, 16PJ100, 16PJ128 5 each of 2.5mm plugs: 171-3304, 171-3305, 171-3306, 161-3308	39.95

1/4" Phone Plugs and Jacks, Adaptors, and Custom Molding Plugs

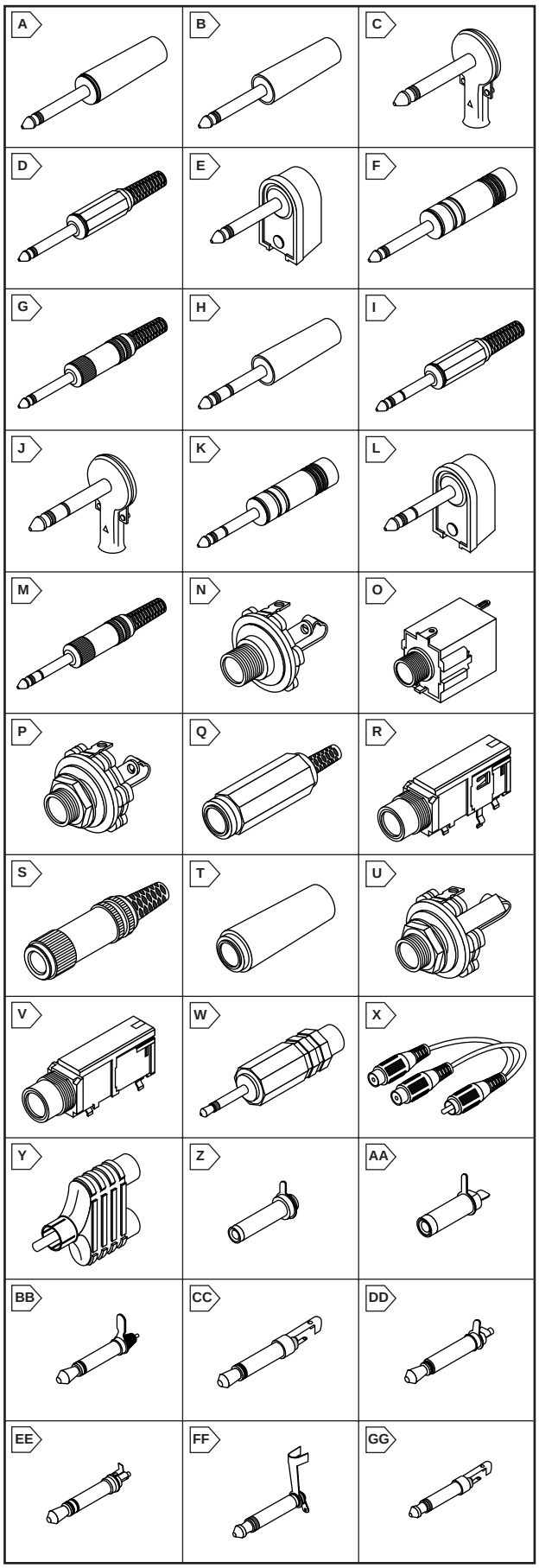

1/4" PLUGS

For quantities greater than listed, call for quote.

MOUSER STOCK NO.	Fig.	Description	Price Each 1	10	100
Mono					
17PP201	A	Red plastic body, unshielded	1.22	.94	.85
17PP202	A	Black plastic body, unshielded	1.34	1.12	1.02
171-2020	B	Black plastic body, unshielded	.94	.73	.66
171-1206	C	Nickel plated, all metal, 228 Switchcraft type, rt. angle	1.29	.99	.90
171-1203	D	Red plastic body, unshielded	1.27	1.03	.94
171-1204	D	Black plastic body, unshielded	1.27	1.03	.94
171-1205	D	Gray plastic body, unshielded	1.27	1.03	.94
17PP057	E	Black plastic body, right angle, unshielded	1.80	1.50	1.36
17PP056	F	Metal body, shielded	1.93	1.61	1.46
171-1200	G	Metal body with red strain relief, shielded	2.77	2.31	2.10
171-1201	G	Metal body with black strain relief, shielded	2.77	2.31	2.10
171-1202	G	Metal body with gray strain relief, shielded	2.77	2.31	2.10
Stereo					
17PP080	H	Black plastic body, unshielded	1.07	.82	.75
171-1303	I	Red plastic body, unshielded	1.90	1.58	1.44
171-1304	I	Black plastic body, unshielded	1.90	1.58	1.44
171-1305	I	Gray plastic body, unshielded	1.90	1.58	1.44
171-1306	J	Nickel plated, all metal, 238 Switchcraft type, rt. angle	2.00	1.67	1.52
17PP054	K	Metal body, shielded	2.60	2.17	1.97
17PP071	L	Black plastic body, right angle, unshielded	2.80	2.33	2.12
171-1300	M	Metal body with red strain relief, shielded	3.37	2.81	2.55
171-1301	M	Metal body with black strain relief, shielded	3.37	2.81	2.55
171-1302	M	Metal body with gray strain relief, shielded	3.37	2.81	2.55

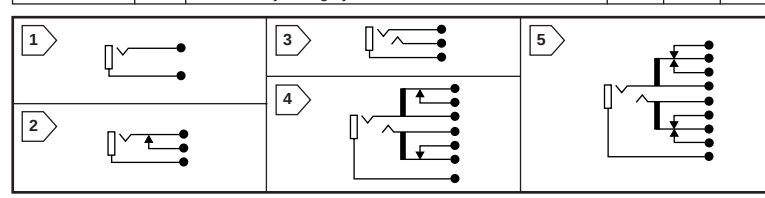

1/4" JACKS

✻ Threaded plastic bushing

For quantities greater than listed, call for quote.

MOUSER STOCK NO.	Fig.	Mtg. Hole (mm)	Ckt. Dia	Description	Price Each 1	10	100
Mono							
16PJ022	N	9	1	Open circuit, chassis mount	1.11	.85	.77
16PJ023	O	9	1	Open circuit, enclosed, chassis mount	1.22	.94	.85
16PJ020	P	9	2	With switch, N/C, chassis mount	1.34	1.12	1.02
161-1203	Q	- - -	1	With black strain relief, in-line	1.54	1.28	1.16
✻ 16PJ085	O	11	2	With swc., N/C enclosed, chassis mount	1.57	1.31	1.19
✻ 16PJ500	R	12	2	PCB with switch, N/C enclosed	1.66	1.38	1.25
161-1200	S	- - -	1	Shielded with black strain relief, in-line	3.25	2.71	2.46
Stereo							
16PJ081	O	9	3	Open circuit, enclosed, chassis mount	1.31	1.09	.99
16PJ226	T	- - -	3	Open circuit, in-line	1.44	1.20	1.09
16PJ080	U	9	3	Open circuit, chassis mount	1.56	1.30	1.18
161-1303	Q	- - -	3	With black strain relief, in-line	1.63	1.36	1.24
✻ 16PJ509	V	12	3	Open circuit, enclosed, PCB mount	1.69	1.41	1.28
16PJ083	O	9	4	2-SPST N/C, enclosed, chassis mount	1.80	1.50	1.36
✻ 16PJ086	O	11	4	2-SPST N/C, enclosed, chassis mount	2.03	1.69	1.54
✻ 16PJ087	O	11	5	DPDT N/C, chassis mount	2.50	2.08	1.89
16PJ084	O	9	5	DPDT N/C, enclosed, chassis mount	2.36	1.97	1.79
161-1300	S	- - -	3	Shielded with black strain relief, in-line	3.52	2.93	2.66

ADAPTORS

MOUSER STOCK NO.	Fig.	Description	Price Each
17AP156	W	Hi-rel adaptor, 3.5mm mono plug to RCA phono jack, plastic handle	2.47

PHONO Y-ADAPTORS

Specifications:

- Body material: PVC plastic
- Contact material: nickel plated brass
- Insulation material: ABS plastic
- Insulation resistance: 100MΩ (min.)
- Contact resistance: 30mΩ (max.)
- Breakdown voltage: 500 VAC 1 min.

556-4010	X	Standard RCA plug to 2 RCA jacks	1.58
161-4200	Y	Phono adaptor 1 plug to 2 jacks	3.20

CUSTOM MOLDING PLUGS

Specification sheets and application notes are available, contact your Mouser service representative.

For quantities greater than listed, call for quote.

MOUSER STOCK NO.	Fig.	Description	Price Each 1	10	100
171-3213	Z	DC power plug, 1.3mm x 3.4mm x .51"	.87	.67	.55
171-3211	AA	DC power plug, 2.1mm x 5.5mm x .48"	.63	.42	.34
171-3212	AA	DC power plug, 2.5mm x 5.5mm x .48"	.63	.42	.34
171-3206	BB	2.5mm mono plug, straight or right angle	.47	.31	.28
171-3205	BB	2.5mm stereo plug, straight or right angle	1.48	1.23	1.12
171-3202	CC	3.5mm mono plug, straight or right angle	.54	.36	.33
171-3203	DD	3.5mm mono plug, straight or right angle	.50	.33	.30
171-3204	EE	3.5mm stereo plug, straight or right angle	.81	.62	.56
17PP111	FF	1/4" mono plug, high rel. 2 conductor	1.27	.98	.89
17PP107	GG	1/4" mono plug, standard 2 conductor	.69	.46	.41
17PP112	FF	1/4" stereo plug, high rel. 3 conductor	1.61	1.34	1.21

Jacks and Plugs

1/4" PHONE JACKS

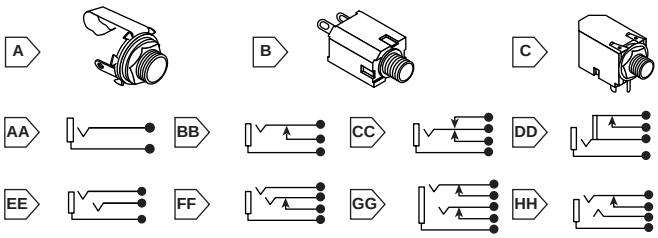

Littel-Jax

Phone jacks mount in single .375" hole in panels up to .150" thick, except stock numbers 502-L-11 and 502-L-12 which mounts in panels up to .25" thick.

2-Conductor Standard 1/4" I.D. Types

MOUSER STOCK NO.	Fig. ✻	Ckt. Dia.	Typical Mating Type	Description	Price Each 1	10	25
502-11	A	AA	250	Open tip	2.00	1.50	1.38
502-C-11	A	AA	440, 445, 470	Open tip, with locating pin	2.84	2.13	1.95
502-L-11	A	AA	250	Open tip, with .375" bushing	1.96	1.47	1.35
502-12A	A	BB	250	Closed tip	2.00	1.50	1.38
502-C-12A	A	BB	440, 445, 470	Closed tip, with locating pin	3.52	2.64	2.42
502-L-12A	A	BB	250	Closed tip, with .375" bushing	2.16	1.62	1.49
502-13A	A	CC	250	Transfer circuit	4.72	3.54	3.25
502-13E	A	DD	250	Isolated "break" circuit	4.96	3.72	3.41

3-Conductor Standard 1/4" I.D. Types

502-12B	A	EE	267	Open tip, open ring	2.08	1.56	1.43
502-C-12B	A	EE	480	Open tip, open ring, with locator pin	4.00	3.00	2.75
502-L-12B	A	EE	267	Open tip, open ring, w/ .375" bush.	2.28	1.71	1.57
502-13B	A	FF	267	Closed tip, open ring	4.80	3.60	3.30
502-14B	A	GG	267	Closed tip, closed ring	5.04	3.78	3.47

2-Conductor .210" I.D. Type for Polarized Connections

502-S-11	A	AA	S-250	Open tip	2.04	1.53	1.40

3-Conductor .210" I.D. Type for Polarized Connections

502-S-12B	A	EE	S-260	Open tip, open ring	3.08	2.31	2.12

✻ Figure A is shown Stock no. 502-C-11, refer to diagram for actual circuit configuration of additional items.

Hi-D Jax, Enclosed

Small, compact phone jacks mate with standard .25" (6.35mm) phone plugs. The molded body protects the integral silver plated contacts. They feature low contact resistance, low electrical leakage and low capacity between contacts. Mounts in single .375" hole in panels up to .156" thick.

2-Conductor-Solder Types

MOUSER STOCK NO.	Fig.	Ckt. Dia.	Typical Mating Type	Description	Price Each 1	10	25
502-111	B	AA	250	Open tip	1.88	1.41	1.29
502-N-111	B	AA	250	Open tip, nylon bushing	2.24	1.68	1.54
502-112A	B	BB	250	Closed tip	1.92	1.44	1.32
502-N-112A	B	BB	250	Closed tip, nylon bushing	2.36	1.77	1.62

3-Conductor-Solder Type

502-112B	B	EE	267	Open tip, open ring	1.96	1.47	1.35
502-113B	B	FF	267	Closed tip, open ring	2.56	1.92	1.76
502-113F	B	HH	267	Open tip, closed ring	2.56	1.92	1.76
502-114B	B	GG	267	Closed tip, closed ring	2.64	1.98	1.82
502-L-114B	B	GG	267	Closed tip, closed ring, .375" bush.	2.76	2.07	1.90
502-N-114B	B	GG	267	Closed tip, closed ring, nylon bush.	3.08	2.31	2.12

2-Conductor-Printed Circuit Type

502-111PC	B	AA	250	Open tip	1.88	1.41	1.29
502-N111PC	B	AA	250	Open tip, nylon bushing	2.24	1.68	1.54
502-112APC	B	BB	250	Closed tip	1.92	1.44	1.32
502-RN-111PC	C	AA	250	Open tip, right angle	1.68	1.26	1.16
502-RN-112APC	C	BB	250	Closed tip, right angle	1.92	1.44	1.32

3-Conductor-Printed Circuit Type

502-112BPC	B	EE	267	Open tip, open ring	1.96	1.47	1.35
502-N-112BPC	B	EE	267	Open tip, open ring, nylon bushing	2.40	1.80	1.65
502-113BPC	B	FF	267	Closed tip, open ring	2.56	1.92	1.76
502-N-114BPC	B	GG	267	Closed tip, closed ring	3.08	2.31	2.12
502-RN-113BPC	C	FF	267	Closed tip, open ring	2.32	1.74	1.60
502-RN-114BPC	C	GG	267	Closed tip, closed ring	2.44	1.83	1.68

THICK PANEL JACKS

Extra shielded length eliminates microphone hum.

•1.25" panel size • .469" mounting hole

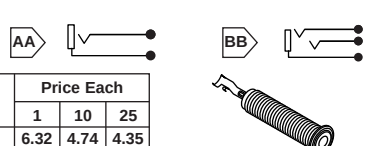

MOUSER STOCK NO.	Ckt. Dia.	Description	Price Each 1	10	25
502-151	AA	2 conductor	6.32	4.74	4.35
502-152B	BB	3 conductor	6.96	5.22	4.79

MITI-PLUG AUDIO PLUG

2-conductor phone plug with full shielding and resistance to extremely rough usage for electrified audio instruments, such as amplifiers, synthesizers, power heads, speaker systems etc. requiring high quality audio plugs. Typical mating type: 11

MOUSER STOCK NO.	Description	Price Each 1	10	25
502-174S	Brass with spring strain relief	8.48	6.36	5.83

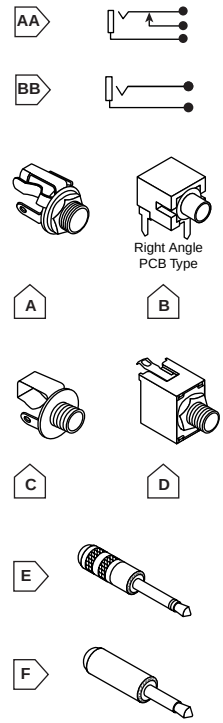

MINIATURE PHONE JACKS

Micro-Jax 2.5mm

2-conductor, miniaturized jack has single closed circuit design. Silver plated, tempered nickel plated contacts. Mounts in .190" diameter hole in panels up to .094" thick. Typical mating type: 850, 880

MOUSER STOCK NO.	Fig.	Ckt. Dia.	Contact	Price Each 1	10	25
502-TR-2A	A	AA	Open	2.48	1.86	1.71
502-MDPC-2A-RA	B	AA	Enclosed	2.20	1.65	1.51

Tini-Jax 3.5mm

Miniature 2-conductor phone jacks, approximately 1/3 the size of Littel-Jax jacks. Mounts in .25" diameter hole in panels up to .125" thick. Mating Switchcraft plug: 740, 745 screw terminal, 750, 755 solder terminal

502-41	C	BB	Open	1.76	1.32	1.21
502-42A	C	AA	Open	2.08	1.56	1.43
502-142A	D	AA	Enclosed	2.68	2.01	1.84

MINIATURE PHONE PLUGS

Micro-Plug 2.5mm

Subminiature 2-conductor phone plugs for use with Micro-Jax accommodates cables up to .125" (3.18mm) diameter. Typical mating type: TR-2A.

MOUSER STOCK NO.	Fig.	Handle	Price Each 1	10	25
502-850	E	Black	2.96	2.22	2.04
502-855	E	Red	2.96	2.22	2.04
502-880	E	Shielded	2.96	2.22	2.04

Tini-Plug 3.5mm

2-conductor phone plugs for use with Tini-Jax; 1/3 the size of standard phone plugs. Maximum cable O.D. is .218" (5.54mm). Typical mating type: 41

MOUSER STOCK NO.	Fig.	Handle	Terminal	Price Each 1	10	25
502-740	F	Black	Screw	3.00	2.25	2.06
502-750	F	Black	Solder	2.92	2.19	2.01
502-745	F	Red	Screw	3.00	2.25	2.06
502-755	F	Red	Solder	2.92	2.19	2.01

LITTEL PLUG PHONE PLUGS

Phone plugs that have solder terminals and built-in cable clamps. Shielded metal handles are nickel plated brass. Maximum cable diameter is .297" (7.54mm).

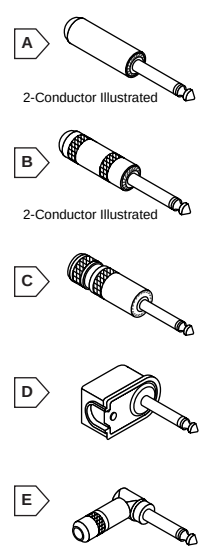

2-Conductor Standard 1/4" I.D. Types — Typical mating type: 11

✻ 502-40: .28" cable O.D., 502-70: .38" cable O.D., 502-170: .25" cable O.D.

	MOUSER STOCK NO.	Fig.	Handle	Terminal	Price Each 1	10	25
	502-240	A	Black	Screw	3.40	2.55	2.34
	502-245	A	Red	Screw	3.40	2.55	2.34
	502-250	A	Black	Solder	3.20	2.40	2.20
	502-255	A	Red	Solder	3.20	2.40	2.20
	502-270	B	Shielded	Screw	4.76	3.57	3.27
	502-280	B	Shielded	Solder	3.96	2.97	2.72
✻	502-40	A	Black	Solder	4.40	3.30	3.03
✻	502-70	B	Shielded	Screw	6.00	4.50	4.13
✻	502-170	C	Shielded	Solder	7.00	5.25	4.81
	502-220	D	Black	Screw	4.76	3.57	3.27
	502-226	E	- - -	- - -	4.36	3.27	3.00
	502-227	D	Black	Solder	3.68	2.76	2.53

3-Conductor Standard 1/4" I.D. Types

Typical mating type: 12B † 502-60: .28" cable O.D.

	502-260	A	Black	Screw	5.32	3.99	3.66
	502-267	A	Black	Solder	4.52	3.39	3.11
	502-269	A	Red	Solder	4.52	3.39	3.11
	502-290	B	Shielded	Screw	5.76	4.32	3.96
	502-297	B	Shielded	Solder	5.36	4.02	3.69
†	502-60	A	Black	Solder	4.88	3.66	3.36

2-Conductor .206" I.D. Types for Polarized Connections

Typical mating type: S-11

502-S-250	A	Black	Solder	3.48	2.61	2.39
502-S-280	B	Shielded	Solder	4.68	3.51	3.22

3-Conductor .206" I.D. Type for Polarized Connections

Typical mating type: S-12B

502-S-260	A	Black	Screw	7.08	5.31	4.87

POWER-JAX POWER CONNECTORS

Designed for AC-DC power connector and/or battery charger connections for electronics equipment. Split center, center pin, for more secure connection. Mounts in .312" diameter hole in panels up to .125".

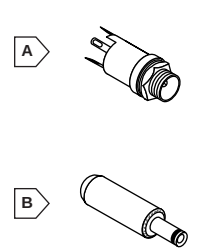

Jacks

MOUSER STOCK NO.	Fig.	Typ. Mating Type	Center Pin Dia.	Price Each 1	10	25
502-712A	A	760, 765	2.5mm	2.92	2.19	2.01
502-722A	A	S-760, S-765	2.1mm	2.92	2.19	2.01

Plugs 1.42" (L) x .375" (D)

MOUSER STOCK NO.	Fig.	Typ. Mating Type	Color	Center Pin Dia.	Price Each 1	10	25
502-760	B	712A	Black	2.5mm	2.92	2.19	2.01
502-765	B	712A	Red	2.5mm	2.96	2.22	2.04
502-S-760	B	722A	Black	2.1mm	2.92	2.19	2.01

Audio Connectors

EN3™ MINI WEATHERTIGHT CONNECTOR SERIES

Features:

- Double-sealed for moisture & chemical resistance
- Integral O-ring and gasket - O-ring is molded onto cord housing and gasket is molded onto panel housing to prevent leakage and eliminate need for additional O-rings and gaskets
- Thermoplastic rubber body simulates closed entry contact system to prevent probe damage or accidental loss of spring retention due to misaligned or bent pins
- Easy contact removal
- Low insertion force required
- Choose cord plug or panel mount
- Abrasion-resistant thermoplastic boot provides strain relief and accepts cable diameter .195" to .265"
- Housing rated UL 94V-O against flammability
- Contact terminal: solder cup contacts
- Panel connector shell has a positioning keyway to prevent misalignments and a polarizing single "D" design for proper panel mounting and prevents rotational movement
- No grommets - cable clamp assembly has living hinges, which snap easily onto and holds the cable
- Exceeds Coast Guard specifications for water tightness (CFR 46 PART 110.20)

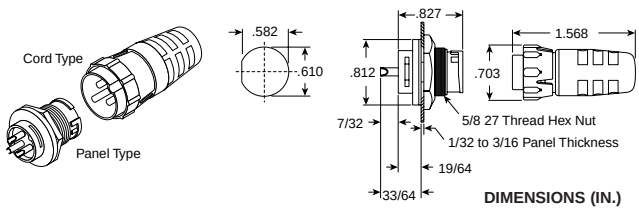

Applications:

- Process control
- Marine electronics
- Medical instrumentation
- Geothermal instrumentation
- Communication
- Transportation
- General industrial electronics

Receptacles

MOUSER STOCK NO.	Contact Positions	Price Each 1	10	25
Cord Type				
502-EN3C3F	3 pin	4.72	3.54	3.25
502-EN3C4F	4 pin	5.64	4.23	3.88
502-EN3C5F	5 pin	6.60	4.95	4.54
502-EN3C6F	6 pin	7.52	5.64	5.17
502-EN3C7F	7 pin	8.48	6.36	5.83
502-EN3C8F	8 pin	9.40	7.05	6.46
Panel Type				
502-EN3P3F	3 pin	4.16	3.12	2.86
502-EN3P4F	4 pin	5.08	3.81	3.49
502-EN3P5F	5 pin	5.96	4.47	4.10
502-EN3P6F	6 pin	6.88	5.16	4.73

Protective Cap

• Not illustrated

• Covers the panel housing assembly when not in use

MOUSER STOCK NO.	Price Each 1	10	25
502-EN3CAP	.88	.66	.61

Plugs

MOUSER STOCK NO.	Contact Positions	Price Each 1	10	25
Cord Type				
502-EN3C3M	3 pin	3.40	2.55	2.34
502-EN3C4M	4 pin	3.92	2.94	2.70
502-EN3C5M	5 pin	4.48	3.36	3.08
502-EN3C6M	6 pin	5.00	3.75	3.44
Panel Type				
502-EN3P3M	3 pin	3.00	2.25	2.06
502-EN3P4M	4 pin	3.52	2.64	2.42
502-EN3P5M	5 pin	4.04	3.03	2.78
502-EN3P6M	6 pin	4.60	3.45	3.16
502-EN3P7M	7 pin	5.12	3.84	3.52
502-EN3P8M	8 pin	5.64	4.23	3.88

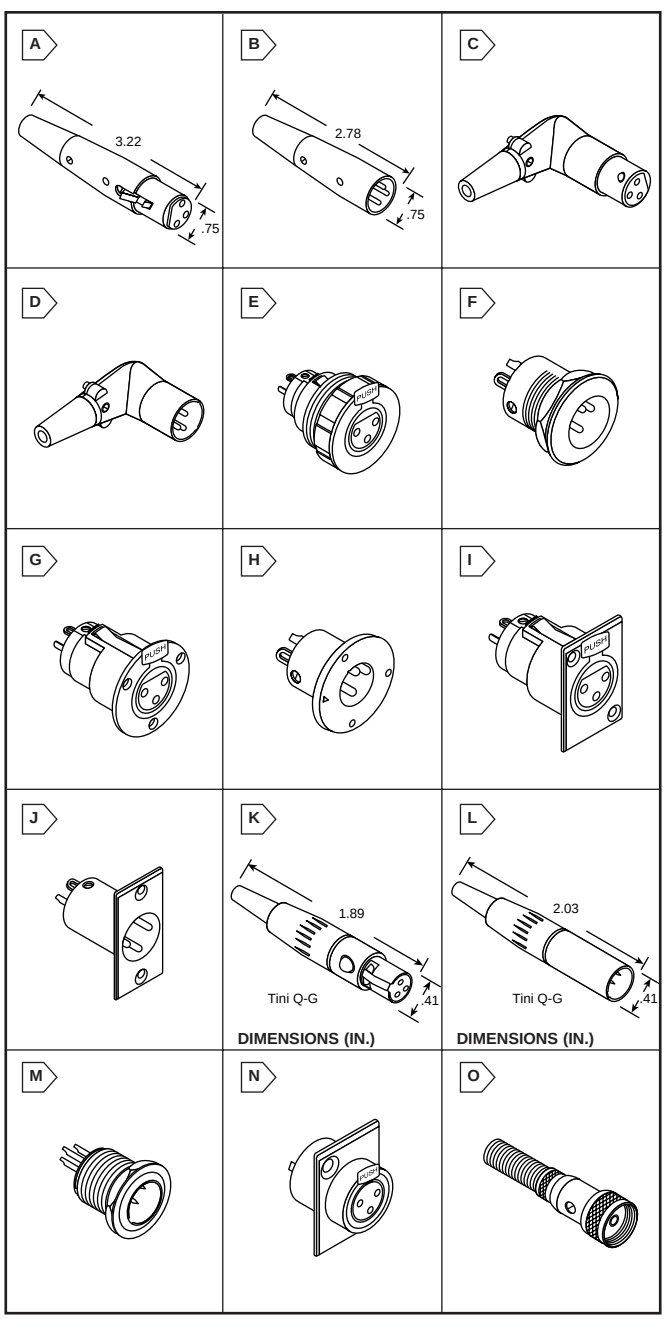

"Q-G" QUICK GROUND AUDIO CONNECTORS

"Q-G" connectors feature a separate ground terminal integral with the connector shell. The high-impact thermoplastic insert is retained by a loss preventing captive design screw, female connectors have positive latch lock system.

Cord End Plugs

MOUSER STOCK NO.	Fig.	Description	Price Each 1	10	25	100
502-A3F	A	3 pin female plug	5.60	4.20	3.85	3.50
502-A3FB	A	3 pin female plug (black)	5.60	4.20	3.85	3.50
502-A3M	B	3 pin male plug	4.96	3.72	3.41	3.10
502-A3MB	B	3 pin male plug (black)	4.96	3.72	3.41	3.10
502-A4F	A	4 pin female plug	7.80	5.85	5.36	4.88
502-A4M	B	4 pin male plug	5.72	4.29	3.93	3.58
502-A5F	A	5 pin female plug	12.72	9.54	8.75	7.95
502-A5M	B	5 pin male plug	10.08	7.56	6.93	6.30
502-R3F	C	3 pin female right angle plug	15.92	11.94	10.95	9.95
502-R3M	D	3 pin male right angle plug	14.68	11.01	10.09	9.18

Panel Mount Receptacles

502-B3F	E	3 pin female receptacle	14.56	10.92	10.01	9.10
502-B3FB	E	3 pin female receptacle (black)	14.56	10.92	10.01	9.10
502-B3M	F	3 pin male receptacle	8.84	6.63	6.08	5.53
502-B3MB	F	3 pin male receptacle (black)	8.84	6.63	6.08	5.53
502-B4M	F	4 pin male receptacle	9.08	6.81	6.24	5.68
502-C3F	G	3 pin female receptacle	8.44	6.33	5.80	5.28
502-C3M	H	3 pin male receptacle	6.00	4.50	4.13	3.75
502-C4F	G	4 pin female receptacle	10.64	7.98	7.32	6.65
502-C4M	H	4 pin male receptacle	6.40	4.80	4.40	3.60
502-C5F	G	5 pin female receptacle	17.04	12.78	11.72	10.65
502-C5M	H	5 pin male receptacle	11.24	8.43	7.73	7.03
502-D3F	I	3 pin female receptacle	6.32	4.74	4.35	3.95
502-D3FBAU	I	3 pin female receptacle, black with gold contacts	7.40	5.55	5.09	4.63
502-D3M	J	3 pin male receptacle, nickel	4.68	3.51	3.22	2.93
502-D3MB	J	3 pin male receptacle, black	4.68	3.51	3.22	2.93
502-D3MBAU	J	3 pin male receptacle, black with gold contacts	6.08	4.56	4.18	3.80
502-D4F	I	4 pin female receptacle, nickel	8.96	6.72	6.16	5.60
502-D4M	J	4 pin male receptacle, nickel	5.56	4.17	3.82	3.48
502-D5F	I	5 pin female receptacle, nickel	14.48	10.86	9.96	9.06

TINI "Q-G" QUICK GROUND AUDIO CONNECTORS

Miniature connectors, ideal for use with slim lavaliere microphones and instrumentation using shielded or unshielded cables. Positive latch locking system and molded thermo plastic strain relief.

Cord End Plugs

MOUSER STOCK NO.	Fig.	Description	Price Each 1	10	25	100
502-TA3F	K	3 pin female plug	8.20	6.15	5.64	5.13
502-TA3M	L	3 pin male plug	6.84	5.13	4.70	4.28
502-TA4F	K	4 pin female plug	8.92	6.69	6.13	5.58
502-TA4M	L	4 pin male plug	7.44	5.58	5.12	4.65

Panel Mount Receptacles

502-TB3M	M	3 pin male receptacle	7.52	5.64	5.17	4.70
502-TB4M	M	4 pin male receptacle	8.28	6.21	5.69	5.18
502-TY3F	N	3 pin female receptacle	8.84	6.63	6.08	5.53
502-TY4F	N	4 pin female receptacle	9.56	7.17	6.57	5.98

MICROPHONE CONNECTOR

Designed with 5/8-27 threads for use with single conductor microphones with cable O.D. No greater than .281". The coupling ring is removable for fast change from female to male type.

MOUSER STOCK NO.	Fig.	Description	Price Each 1	10	25	100
502-2501F	O	Female microphone connector	3.84	2.88	2.64	2.40

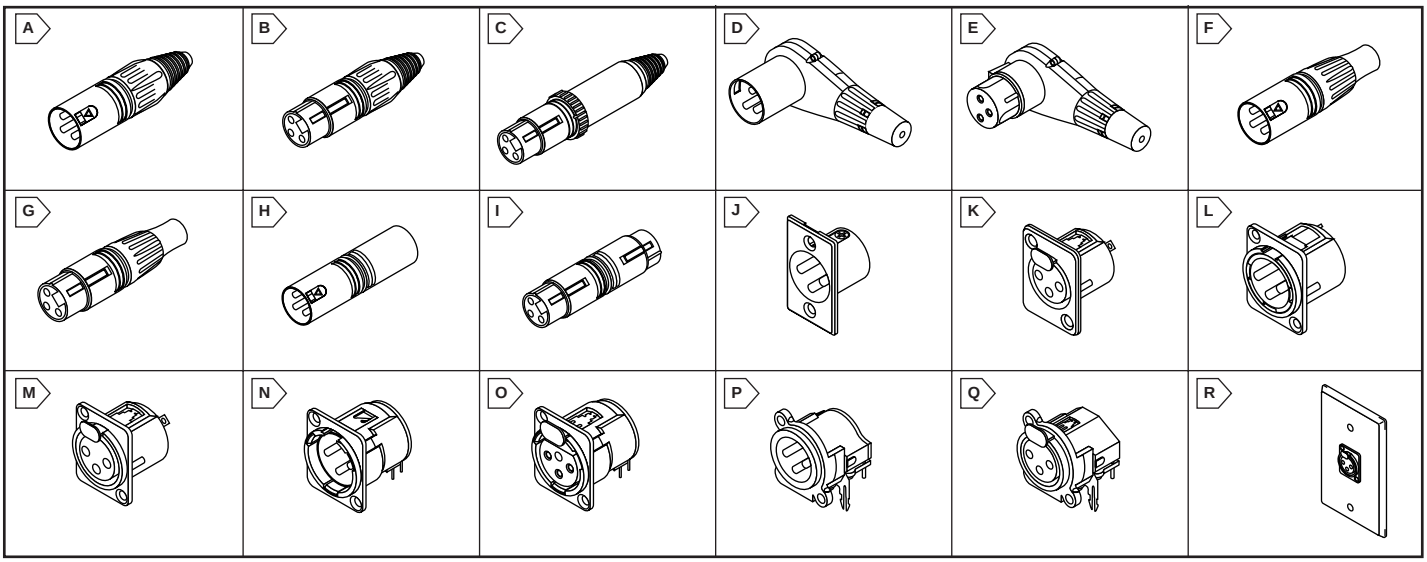

XLR SERIES CONNECTORS

Specifications:

- Current rating per contact: 3C = 16A, 4C = 10A, 5C = 7.5A, 6C = 7.5A, 7C = 5A
- Maximum wire gauge: 3C = 14AWG, 4C = 16AWG, 5C = 16AWG, 6C = 16AWG, 7C = 18AWG
- Contact resistance: ≤ 3mΩ

X Series Straight Cable Connectors

- Screwless assembly
- Compact design
- Die-cast shell
- Chuck type strain relief

For quantities greater than listed, call for quote.

MOUSER STOCK NO.	Fig.	No. of Cont.	Gender	Housing	Contacts	Price Each		
						1	10	25
568-NC3MX	A	3	Male	Satin nickel	Silver	2.66	2.42	2.28
568-NC4MX	A	4	Male	Satin nickel	Silver	4.11	3.73	3.51
568-NC5MX	A	5	Male	Satin nickel	Silver	4.95	4.50	4.23
568-NC6MX	A	6	Male	Satin nickel	Silver	4.90	4.45	4.19
568-NC7MX	A	7	Male	Satin nickel	Silver	5.39	4.90	4.61
568-NC3FX	B	3	Female	Satin nickel	Silver	2.86	2.60	2.45
568-NC4FX	B	4	Female	Satin nickel	Silver	5.02	4.56	4.29
568-NC5FX	B	5	Female	Satin nickel	Silver	5.84	5.31	5.00
568-NC6FX	B	6	Female	Satin nickel	Silver	6.68	6.07	5.71
568-NC7FX	B	7	Female	Satin nickel	Silver	7.35	6.68	6.29
568-NC3FX-S	C	3	Female	Satin nickel	Silver	9.03	8.21	7.73
568-NC3MX-B	A	3	Male	Black chrome	Gold	3.67	3.34	3.15
568-NC4MX-B	A	4	Male	Black chrome	Gold	5.05	4.59	4.32
568-NC5MX-B	A	5	Male	Black chrome	Gold	5.87	5.34	5.03
568-NC3FX-B	B	3	Female	Black chrome	Gold	4.26	3.87	3.64
568-NC4FX-B	B	4	Female	Black chrome	Gold	6.44	5.85	5.51
568-NC5FX-B	B	5	Female	Black chrome	Gold	7.34	6.67	6.28

RC Series Right Angle Cable Connectors

- 7 x 45° indexing
- Chuck type cable clamp

For quantities greater than listed, call for quote.

568-NC3MRC	D	3	Male	Satin nickel	Silver	8.23	7.48	7.05
568-NC4MRC	D	4	Male	Satin nickel	Silver	8.44	7.67	7.22
568-NC3FRC	E	3	Female	Satin nickel	Silver	8.88	8.07	7.61
568-NC4FRC	E	4	Female	Satin nickel	Silver	10.03	9.12	8.58
568-NC3MRC-B	D	3	Male	Black chrome	Gold	8.54	7.76	7.31
568-NC4MRC-B	D	4	Male	Black chrome	Gold	9.56	8.69	8.18
568-NC3FRC-B	E	3	Female	Black chrome	Gold	9.28	8.44	7.95
568-NC4FRC-B	E	4	Female	Black chrome	Gold	10.88	9.89	9.31

XY SERIES NON SOLDERING 3-POLE CABLE XLR's

Features:

- Insulation displacement technology
- No assembly tools necessary
- Choice of shell grounding
- Same basic elements as "X" series

Specifications:

- Current rating per contact: 3A
- Maximum wire gauge: 24AWG
- Contact resistance: < 3mΩ

For quantities greater than listed, call for quote.

568-NC3MXY	F	3	Male	Satin nickel	Silver	2.71	2.46	2.32
568-NC3FXY	G	3	Female	Satin nickel	Silver	2.92	2.65	2.49
568-NC3MXY-B	F	3	Male	Black chrome	Gold	3.58	3.25	3.06
568-NC3FXY-B	G	3	Female	Black chrome	Gold	4.20	3.82	3.60

ADAPTORS FOR PROFESSIONAL AUDIO

For quantities greater than listed, call for quote.

MOUSER STOCK NO.	Fig.	Description	Price Each		
			1	10	25
568-NA3MM	H	XLR male to XLR male	7.50	6.82	6.42
568-NA3MM/W	H	XLR male to XLR male, pre-wired	9.03	8.21	7.73
568-NA3FF	I	XLR female to XLR female	9.06	8.24	7.76
568-NA3FF/W	I	XLR female to XLR female, pre-wired	11.07	10.06	9.47

XLR SERIES CONNECTORS

Specifications:

- Current rating per contact: 3C = 16A, 4C = 10A, 5C = 7.5A, 6C = 7.5A
- Maximum wire gauge: 3C = 14AWG, 4C = 16AWG, 5C = 16AWG, 6C = 16AWG
- Contact resistance: ≤ 3mΩ
- Rated voltage: 250VAC

P Series Rectangular Flanged Panel Receptacles

- Smallest available

For quantities greater than listed, call for quote.

MOUSER STOCK NO.	Fig.	No. of Cont.	Gender	Housing	Contacts	Price Each		
						1	10	25
568-NC3MP	J	3	Male	Satin nickel	Silver	2.98	2.71	2.55
568-NC4MP	J	4	Male	Satin nickel	Silver	3.64	3.31	3.12
568-NC5MP	J	5	Male	Satin nickel	Silver	6.18	5.62	5.29
568-NC6MP	J	6	Male	Satin nickel	Silver	7.18	6.53	6.15
568-NC3FP-1	K	3	Female	Satin nickel	Silver	3.05	2.77	2.59
568-NC4FP-1	K	4	Female	Satin nickel	Silver	6.03	5.48	5.16
568-NC5FP-1	K	5	Female	Satin nickel	Silver	8.57	7.79	7.34
568-NC6FP-1	K	6	Female	Satin nickel	Silver	11.25	10.23	9.63
568-NC3MP-B	J	3	Male	Black chrome	Gold	4.08	3.71	3.49
568-NC4MP-B	J	4	Male	Black chrome	Gold	4.93	4.48	4.22
568-NC5MP-B	J	5	Male	Black chrome	Gold	7.12	6.47	6.09
568-NC3FP-1-B	K	3	Female	Black chrome	Gold	4.30	3.91	3.68
568-NC4FP-1-B	K	4	Female	Black chrome	Gold	7.00	6.36	5.99
568-NC5FP-1-B	K	5	Female	Black chrome	Gold	9.98	9.07	8.54

DL Series Rectangular Flanged Panel Receptacles

- Unified metal shell for male and female
- RF-protected
- Solder cups

For quantities greater than listed, call for quote.

568-NC3MD-L-1	L	3	Male	Satin nickel	Silver	2.89	2.63	2.48
568-NC3FD-L-1	M	3	Female	Satin nickel	Silver	3.05	2.77	2.61
568-NC3MD-L-1-B	L	3	Male	Black chrome	Gold	3.39	3.08	2.90
568-NC3FD-L-1-B	M	3	Female	Black chrome	Gold	3.48	3.16	2.98

D Series Rectangular Flanged Panel Receptacles

- Unified metal shell for male and female
- RF-protected
- PCB

For quantities greater than listed, call for quote.

MOUSER STOCK NO.	Fig.	Mount	Gender	Housing	Contacts	Price Each		
						1	10	25
568-NC3MD-V	N	Vert.	Male	Satin nickel	Silver	3.51	3.19	3.00
568-NC3MD-H	N	Horiz.	Male	Satin nickel	Silver	3.51	3.19	3.00
568-NC3FD-V	O	Vert.	Female	Satin nickel	Silver	3.42	3.11	2.93
568-NC3FD-H	O	Horiz.	Female	Satin nickel	Silver	3.51	3.19	3.00

K Series Rectangular Flanged Panel Receptacles

- Metal brackets secure the socket to the PCB
- Machine insertable

For quantities greater than listed, call for quote.

568-NC3MK-V	P	Vert.	Male	HD-Zytel	Silver	2.63	2.39	2.25
568-NC3MK-H	P	Horiz.	Male	HD-Zytel	Silver	2.63	2.39	2.25
568-NC3FK-V	Q	Vert.	Female	GR	Gold	2.74	2.49	2.35
568-NC3FK-H	Q	Horiz.	Female	GR	Gold	2.78	2.53	2.38

WALL PLATE RECEPTACLES

- Receptacles rivet to face plate for secure operation
- Mounts on standard single electrical outlet box, mounting screws included
- Low glare nickel housing
- Stainless steel wall plate

For quantities greater than listed, call for quote.

MOUSER STOCK NO.	Fig.	Description	Price Each		
			1	10	25
568-103M	R	Single NC3MD-L male receptacle	8.81	8.01	7.54
568-103F	R	Single NC3FD-L female receptacle	8.81	8.01	7.54

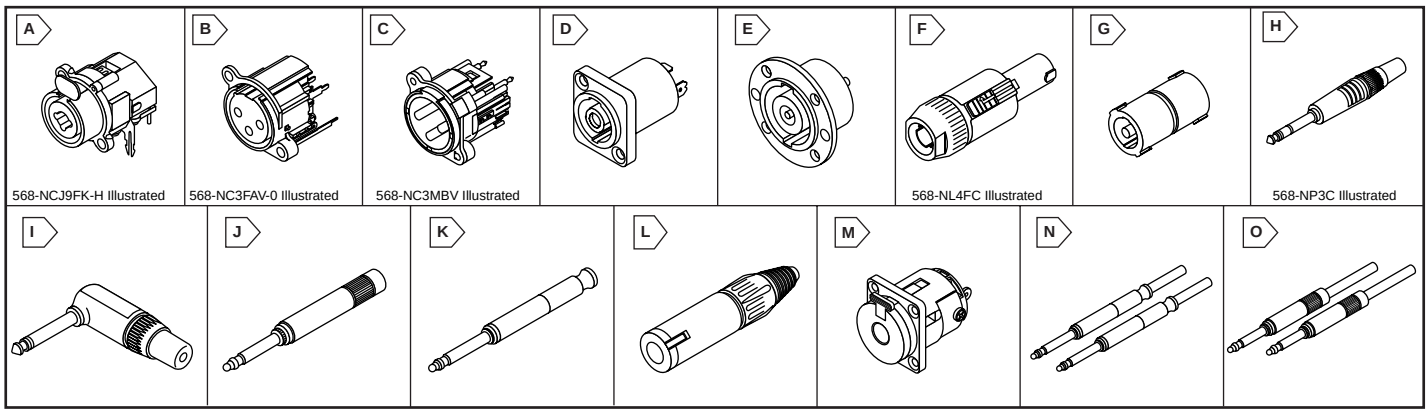

COMBO COMBINED XLR 1/4" JACK-RECEPTACLE

Specifications:
- Gold plated copper/tin contacts
- Nickel plated copper/tin side brackets
- Current rating per contact: 7.5A
- Contact resistance: < 3mΩ
- Rated voltage: 250VAC

Combined 3-pole female XLR and 1/4" jack. Compatible with Neutrik, D-Series, K-Series, Cannon XLB-Series, and Switchcraft PQG-Series panel cutouts

For quantities greater than listed, call for quote.

MOUSER STOCK NO.	Fig.	No. of Cont.	Gender	Mounting	Price Each		
					1	10	25
Nonswitching Mono-Jack (T/S):							
568-NCJ5FK-H	A	5	Female	Horizontal	**3.49**	**3.17**	**2.99**
568-NCJ5FK-V	A	5	Female	Vertical	**3.49**	**3.17**	**2.99**
Nonswitching Stereo-Jack (T/R/S):							
568-NCJ6FK-H	A	6	Female	Horizontal	**3.83**	**3.48**	**3.28**
568-NCJ6FK-V	A	6	Female	Vertical	**3.83**	**3.48**	**3.28**
Switching (Normalling)Stereo-Jack:							
568-NCJ9FK-H	A	9	Female	Horizontal	**4.05**	**3.68**	**3.47**
568-NCJ9FK-V	A	9	Female	Vertical	**4.05**	**3.68**	**3.47**

XLR RECEPTACLES A-SERIES/B-SERIES

Specifications:
- Current rating per contact: 6A
- Rated voltage: 250VAC
- Contact resistance: female < 5mΩ, male: < 3mΩ

Features:
- Same dimensions for male and female
- Hard gold plated contacts

"A" Series: one piece high impact plastic shell. Internal shell and chassis contact.
"B" Series: metal shell with plastic insert. Shell of F-version connected to mating shell with grounding contacts.

✻ No chassis ground
✻✻ Pin 1 directly connected to chassis and shell ground

For quantities greater than listed, call for quote.

MOUSER STOCK NO.	Fig.	No. of Cont.	Gender	Series	Mount	Price Each		
						1	10	25
568-NC3FAH-O	B	3	Female	"A" ✻	Horiz.	**.98**	**.89**	**.84**
568-NC3FAV-O	B	3	Female	"A" ✻	Vert.	**.98**	**.89**	**.84**
568-NC3FBH-1	B	3	Female	"B" ✻✻	Horiz.	**3.04**	**2.76**	**2.60**
568-NC3FBV-1	B	3	Female	"B" ✻✻	Vert.	**3.04**	**2.76**	**2.60**
568-NC3MAH	C	3	Male	"A"	Horiz.	**1.54**	**1.40**	**1.32**
568-NC3MAV	C	3	Male	"A"	Vert.	**1.51**	**1.37**	**1.29**
568-NC3MBH	C	3	Male	"B"	Horiz.	**2.67**	**2.43**	**2.29**
568-NC3MBV	C	3	Male	"B"	Vert.	**2.66**	**2.42**	**2.28**

SPEAKON® LOUDSPEAKER AMPLIFIER CONNECTORS

Specifications:
- Current rating per contact: 40A for 1 minute
- Contact resistance: ≤ 3mΩ after 5000 insertions
- Rated voltage: 250VAC

Features:
- 4-pole and 8-pole configuration
- Cable version and chassis mount type
- Terminations are solderless
- Chassis connector
- Panel cutouts the same as existing audio connector types

For quantities greater than listed, call for quote.

MOUSER STOCK NO.	Fig.	Type	Gender	Mount	Price Each		
					1	10	25
568-NL4MP	D	4-pole	Male	Chassis mount	**3.41**	**3.10**	**2.91**
568-NL4MPR	E	4-pole	Male	Chassis mount, round flange	**4.43**	**4.03**	**3.80**
568-NL4FC	F	4-pole	Female	Cable mount	**6.62**	**6.02**	**5.67**
568-NL4MM	G	4-pole	Male	Coupler mount	**7.43**	**6.75**	**6.35**
568-NL8MPR	E	8-pole	Male	Chassis mount, round flange	**7.69**	**6.99**	**6.58**
568-NL8FC	F	8-pole	Female	Cable mount	**10.44**	**9.49**	**8.93**

JACKS AND PLUGS

1/4" Professional Phone Plugs
- Diecast shell
- Soldering terminations
- Chuck-type strain relief
- Plastic sleeve for optimal cable protection

For quantities greater than listed, call for quote.

MOUSER STOCK NO.	Fig.	No. of Cont.	Housing	Contacts	Price Each		
					1	10	25
568-NP2C	H	2	Nickel satin	Nickel	**2.82**	**2.56**	**2.41**
568-NP2C-BAG	H	2	Black chrome	Nickel	**2.82**	**2.56**	**2.41**
568-NP3C	H	3	Nickel satin	Nickel	**3.55**	**3.23**	**3.05**
568-NP3C-BAG	H	3	Black chrome	Nickel	**3.55**	**3.23**	**3.05**

1/4" Right Angle Professional Phone Plug
- Chuck-type strain relief
- Ground termination without soldering

For quantities greater than listed, call for quote.

568-NP2RCS	I	2	Nickel satin	Nickel	**3.05**	**2.77**	**2.61**

Longframe TB Phone Plugs
- All metal
- Soldering terminations
- Chuck-type strain relief
- No rivets or screws

For quantities greater than listed, call for quote.

MOUSER STOCK NO.	Fig.	No. of Cont.	Housing	Contacts	Price Each		
					1	10	25
568-NP3TB-B	J	3	Black	Nickel	**6.84**	**6.22**	**5.86**
568-NP3TB-R	J	3	Red	Nickel	**6.84**	**6.22**	**5.86**

.173" (4.4mm) Bantam-Type Miniature Plugs
- Professional look and performance
- Tip and ring: soldering sleeve: crimp
- All metal

✻ 568-HX-TT hand tool required for assembly

For quantities greater than listed, call for quote.

	MOUSER STOCK NO.	Fig.	No. of Cont.	Housing	Contacts	Price Each		
						1	10	25
✻	**568-NP3TT-1-B**	K	3	Black	Nickel	**5.81**	**5.28**	**4.97**
✻	**568-NP3TT-1-R**	K	3	Red	Nickel	**5.81**	**5.28**	**4.97**

Locking 1/4" Cable-Jack
- Mates with all mono or stereo plugs
- Provides secure lockable interconnection with latch release

For quantities greater than listed, call for quote.

MOUSER STOCK NO.	Fig.	Housing	Contacts	Terminations	Price Each		
					1	10	25
568-NJ3FC6	L	Nickel satin	Silver	Soldering	**5.64**	**5.13**	**4.83**

Locking 1/4" Chassis-Jack
- Mates with all mono or stereo plugs

For quantities greater than listed, call for quote.

568-NJ3FP6C	M	Nickel satin	Silver	PCB-soldering	**5.46**	**4.96**	**4.67**

PATCH CORD ASSEMBLIES

TT Patch Cord Assemblies
- Stranding 24AWG: 60 x 0.0028"
- Nominal O.D.: 0.18"

For quantities greater than listed, call for quote.

MOUSER STOCK NO.	Fig.	Length (In.)	Color	Price Each		
				1	10	25
568-NKTT04-BLK	N	18	Black	**12.90**	**11.73**	**11.05**
568-NKTT04-R	N	18	Red	**12.90**	**11.73**	**11.05**
568-NKTT05-BLK	N	24	Black	**12.90**	**11.97**	**11.27**
568-NKTT05-R	N	24	Red	**12.90**	**11.97**	**11.27**

1/4" Long Frame Patch Cord Assemblies
- Stranding 24AWG: 28 x 0.039"
- Nominal O.D.: 0.25"

For quantities greater than listed, call for quote.

568-NKTB05-BLK	O	24	Black	**21.33**	**19.39**	**18.26**
568-NKTB05-R	O	24	Red	**21.33**	**19.39**	**18.26**

DGS DELTRON Broadcast Quality XLR Connectors

Made in the United Kingdom

A
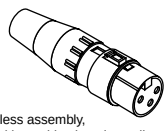
Screwless assembly, self-locking cable clamping collet

B
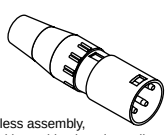
Screwless assembly, self-locking cable clamping collet

C
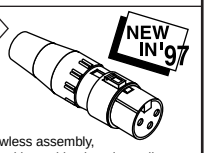

Screwless assembly, self-locking cable clamping collet

D
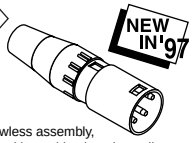

Screwless assembly, self-locking cable clamping collet

E
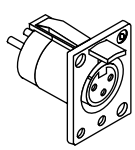

F
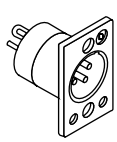

G
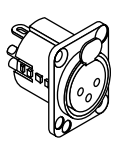

H
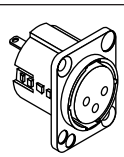

I

Latching Illustrated

Specifications:

- Current rating per contact: 3C = 16A, 4C = 10A, 5C = 7.5A
- Maximum wire gauge: 3C = 12AWG, 4C = 16AWG, 5C = 18AWG
- Contact resistance: < 3mΩ
- Voltage rating: 250VAC

Features:

- Screwless assembly
- Die-Cast body parts (no plastic)
- Flexible colour coding systems
- Unique "squeeze" clip
- Assembly and disassembly is a quick few turns of the barrel: No fiddle screws. Inside there are generous sized solder buckets and a clever collet to ensure a very positive cable grip over a wide range of cable sizes.
- The female panel socket employs a unique squeeze clip which is very easy to use -- just squeeze down and pull back.

NON-REFLECTIVE NICKEL FINISH

Cable Connectors

For quantities greater than listed, call for quote.

MOUSER STOCK NO.	Fig.	Connector Description	Industry Reference Number		Price Each 1	10	50
Silver Contacts							
164-7113	A	3-pin female	A3F	NC3FX	3.74	3.40	3.24
164-7114	A	4-pin female	A4F	NC4FX	6.03	5.50	5.24
164-7115	A	5-pin female	A5F	NC5FX	7.29	6.66	6.34
174-7123	B	3-pin male	A3M	NC3MX	2.90	2.65	2.52
174-7124	B	4-pin male	A4M	NC4MX	4.53	4.14	3.94
174-7125	B	5-pin male	A5M	NC5MX	5.52	5.04	4.80
Gold Contacts							
164-7123	A	3-pin female	Only DGS Pro Audio offers gold contacts		4.22	3.82	3.62
164-7124	A	4-pin female			6.78	6.14	5.81
164-7125	A	5-pin female			7.94	7.18	6.80
174-7133	B	3-pin male			3.43	3.12	2.74
174-7134	B	4-pin male			5.39	4.90	4.31
174-7135	B	5-pin male			6.46	5.87	5.17

Plastic Backshell Cable Connectors

For quantities greater than listed, call for quote.

Silver Contacts							
164-8113	C	3-pin female	A3F	NC3FX	2.54	2.31	2.03
164-8114	C	4-pin female	A4F	NC4FX	4.41	4.01	3.53
164-8115	C	5-pin female	A5F	NC5FX	5.39	4.90	4.31
174-8123	D	3-pin male	A3M	NC3MX	2.36	2.15	1.89
174-8124	D	4-pin male	A4M	NC4MX	3.21	2.92	2.57
174-8125	D	5-pin male	A5M	NC5MX	4.10	3.73	3.28
Gold Contacts							
164-8123	C	3-pin female	Only DGS Pro Audio offers gold contacts		3.92	3.56	3.14
164-8124	C	4-pin female			6.24	5.67	4.99
164-8125	C	5-pin female			7.31	6.64	5.85
174-8133	D	3-pin male			3.07	2.80	2.46
174-8134	D	4-pin male			4.90	4.46	3.92
174-8135	D	5-pin male			5.88	5.35	4.70

Panel Mount Connectors

For quantities greater than listed, call for quote.

Silver Contacts							
164-7133	E	3-pin female	D3F	NC3FP	3.12	2.84	2.70
164-7134	E	4-pin female	D4F	NC4FP	5.54	5.04	4.79
164-7135	E	5-pin female	D5F	NC5FP	6.51	5.92	5.62
174-7143	F	3-pin male	D3M	NC3MP	2.52	2.40	2.16
174-7144	F	4-pin male	D4M	NC4MP	3.19	3.04	2.74
174-7145	F	5-pin male	D5M	NC5MP	4.14	3.94	3.55
Gold Contacts							
164-7143	E	3-pin female	Only DGS Pro Audio offers gold contacts		5.61	5.07	4.71
164-7144	E	4-pin female			9.70	8.76	8.14
164-7145	E	5-pin female			11.01	9.94	9.23
174-7153	F	3-pin male			3.22	2.94	2.80
174-7154	F	4-pin male			4.44	4.05	3.86
174-7155	F	5-pin male			5.43	4.96	4.72

Universal Panel Mount Connectors

• Front or rear panel mount

MOUSER STOCK NO.	Fig.	Description	Price Each 1	10	50
Silver Contacts					
164-7163	G	3-pin female, latching	4.44	4.05	3.86
164-1603	H	3-pin female, non-latching	4.35	3.97	3.78
164-7164	G	4-pin female, latching	5.93	5.42	5.16
164-7165	G	5-pin female, latching	7.15	6.53	6.22
174-7173	I	3-pin male, latching	3.93	3.59	3.42
174-1703	I	3-pin male, non-latching	3.84	3.51	3.34
174-7174	I	4-pin male, latching	5.70	5.21	4.96
174-7175	I	5-pin male, latching	6.92	6.32	6.02
Gold Contacts					
164-72203	G	3-pin female, latching	5.08	4.83	4.32
164-2203	H	3-pin female, non-latching	4.96	4.71	4.22
164-72204	G	4-pin female, latching	6.38	6.06	5.42
164-72205	G	5-pin female, latching	7.44	7.07	6.32
174-72303	I	3-pin male, latching	4.18	3.78	3.55
174-2303	I	3-pin male, non-latching	4.10	3.69	3.49
174-72304	I	4-pin male, latching	5.80	5.22	4.93
174-72305	I	5-pin male, latching	7.26	6.53	6.17

NON-REFLECTIVE BLACK CHROME FINISH

Cable Connectors

For quantities greater than listed, call for quote.

MOUSER STOCK NO.	Fig.	Connector Description	Industry Reference Number		Price Each 1	10	50
Silver Contacts							
164-7213	A	3-pin female	A3FB	- - -	3.93	3.59	3.42
164-7214	A	4-pin female	A4FB	- - -	6.03	5.50	5.24
164-7215	A	5-pin female	A5FB	- - -	7.29	6.66	6.34
174-7223	B	3-pin male	A3MB	- - -	3.13	2.86	2.72
174-7224	B	4-pin male	A4MB	- - -	4.53	4.14	3.94
174-7225	B	5-pin male	A5MB	- - -	5.52	5.04	4.80
Gold Contacts							
164-7223	A	3-pin female	A3FBAU	NC3FX-B	4.39	3.97	3.76
164-7224	A	4-pin female	- - -	NC4FX-B	6.78	6.14	5.81
164-7225	A	5-pin female	- - -	NC5FX-B	7.94	7.18	6.80
174-7233	B	3-pin male	A3MBAU	NC3MX-B	3.65	3.32	2.92
174-7234	B	4-pin male	- - -	NC4MX-B	5.39	4.90	4.31
174-7235	B	5-pin male	- - -	NC5MX-B	6.46	5.87	5.17

Plastic Backshell Cable Connectors

For quantities greater than listed, call for quote.

Silver Contacts							
164-8213	C	3-pin female	A3FB	- - -	3.21	2.92	2.57
164-8214	C	4-pin female	A4FB	- - -	4.99	4.54	3.99
164-8215	C	5-pin female	A5FB	- - -	6.01	5.47	4.81
174-8223	D	3-pin male	A3MB	- - -	2.90	2.63	2.32
174-8224	D	4-pin male	A4MB	- - -	3.83	3.48	3.07
174-8225	D	5-pin male	A5MB	- - -	4.54	4.13	3.64
Gold Contacts							
164-8223	C	3-pin female	A3FBAU	NC3FX-B	4.05	3.69	3.24
164-8224	C	4-pin female	- - -	NC4FX-B	5.79	5.27	4.63
164-8225	C	5-pin female	- - -	NC5FX-B	6.91	6.28	5.52
174-8233	D	3-pin male	A3MBAU	NC3MX-B	3.30	3.00	2.64
174-8234	D	4-pin male	- - -	NC4MX-B	4.41	4.01	3.53
174-8235	D	5-pin male	- - -	NC5MX-B	5.08	4.62	4.06

Panel Mount Connectors

For quantities greater than listed, call for quote.

Silver Contacts							
164-7233	E	3-pin female	D3FB	- - -	3.30	3.00	2.85
164-7234	E	4-pin female	D4FB	- - -	5.54	5.04	4.79
164-7235	E	5-pin female	D5FB	- - -	6.51	5.92	5.62
174-7243	F	3-pin male	D3MB	- - -	2.69	2.56	2.30
174-7244	F	4-pin male	D4MB	- - -	3.19	3.04	2.74
174-7245	F	5-pin male	D5MB	- - -	4.14	3.94	3.55
Gold Contacts							
164-7243	E	3-pin female	D3FBAU	NC3FP-B	5.86	5.29	4.91
164-7244	E	4-pin female	- - -	NC4FP-B	9.70	8.76	8.14
164-7245	E	5-pin female	- - -	NC5FP-B	11.01	9.94	9.23
174-7253	F	3-pin male	D3MBAU	NC3MP-B	3.36	3.07	2.92
174-7254	F	4-pin male	- - -	NC4MP-B	4.44	4.05	3.86
174-7255	F	5-pin male	- - -	NC5MP-B	5.43	4.96	4.72

Universal Panel Mount Connectors

• Front or rear panel mount

MOUSER STOCK NO.	Fig.	Description	Price Each 1	10	50
Silver Contacts					
164-7183	G	3-pin female, latching	4.44	4.05	3.86
164-1803	H	3-pin female, non-latching	4.35	3.97	3.78
164-7184	G	4-pin female, latching	5.93	5.42	5.16
164-7185	G	5-pin female, latching	7.15	6.53	6.22
174-7193	I	3-pin male, latching	3.93	3.59	3.42
174-1903	I	3-pin male, non-latching	3.84	3.51	3.34
174-7194	I	4-pin male, latching	5.70	5.21	4.96
174-7195	I	5-pin male, latching	6.92	6.32	6.02
Gold Contacts					
164-72403	G	3-pin female, latching	5.08	4.83	4.32
164-2403	H	3-pin female, non-latching	4.96	4.71	4.22
164-72404	G	4-pin female, latching	6.38	6.06	5.42
164-72405	G	5-pin female, latching	7.44	7.07	6.32
174-72503	I	3-pin male, latching	4.18	3.78	3.55
174-2503	I	3-pin male, non-latching	4.10	3.69	3.49
174-72504	I	4-pin male, latching	5.80	5.22	4.93
174-72505	I	5-pin male, latching	7.26	6.53	6.17

CHANNEL IDENTIFICATION SYSTEM

This unique colour coded system gives you durable, bright identification for both free cable or panel plugs and sockets, making the marking of panel mounted connectors foolproof. The 10 available coloured collars are numbered 0-9 using the standard industry resistor colour code system.

Colour Coded Connector Collars

Features:

- Full circular ring prevents ring from falling off
- Collars numbered with corresponding color for easy identification

2 rings required for complete collar assembly

MOUSER STOCK NO.	Description	Price Each 1	10	25
174-72809	Assorted Bag of 50	5.00	4.00	3.87

MOUSER STOCK NO.	No.	Color	Price Each 1	25	100
174-7280	0	Black	.12	.10	.09
174-7281	1	Brown	.12	.10	.09
174-7282	2	Red	.12	.10	.09
174-7283	3	Orange	.12	.10	.09
174-7284	4	Yellow	.12	.10	.09
174-7285	5	Green	.12	.10	.09
174-7286	6	Blue	.12	.10	.09
174-7287	7	Violet	.12	.10	.09
174-7288	8	Grey	.12	.10	.09
174-7289	9	White	.12	.10	.09

Colour Coded Panel Buttons

Features:

- 3 protruding lugs provide positive retention in panel connector
- 2 buttons may be used giving up to 100 possible identification combinations

MOUSER STOCK NO.	Description	Price Each 1	10	25
164-72609	Assorted Bag of 50	2.50	1.50	1.18

MOUSER STOCK NO.	Color	Price Each 1	25	100
164-7260	Black	.06	.05	.04
164-7261	Brown	.06	.05	.04
164-7262	Red	.06	.05	.04
164-7263	Orange	.06	.05	.04
164-7264	Yellow	.06	.05	.04
164-7265	Green	.06	.05	.04
164-7266	Blue	.06	.05	.04
164-7267	Violet	.06	.05	.04
164-7268	Grey	.06	.05	.04
164-7269	White	.06	.05	.04

DGS DELTRON PRO-AUDIO

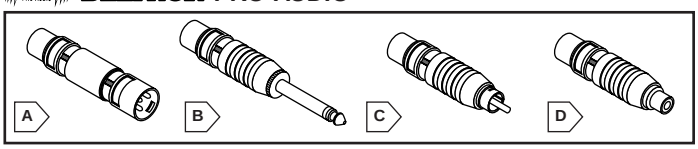

XLR In-Line Attenuators

- Black chrome finish
- 3 attenuation levels
- Die cast housing
- Flexible colour coding system

MOUSER STOCK NO.	Fig.	Description	Price Each 1	10	50	100
174-3920	A	10dB 3 pin socket to 3 pin plug	19.96	19.10	17.36	Call For Quote
174-3921	A	20dB 3 pin socket to 3 pin plug	19.96	19.10	17.36	
174-3922	A	30dB 3 pin socket to 3 pin plug	19.96	19.10	17.36	

XLR Adaptors and Gender Changers

- Die cast body parts (not plastic)
- Flexible colour coding system
- Black chrome finish

MOUSER STOCK NO.	Fig.	Description	Price Each 1	10	50	100
174-3901	A	3 pin XLR socket to 3 pin XLR socket	10.83	10.36	9.42	Call For Quote
174-3902	A	3 pin XLR plug to 3 pin XLR plug	10.33	9.88	8.98	
174-3903	A	3 pin XLR socket to 3 pin XLR plug	10.60	10.14	9.22	
174-3904	B	3 pin XLR plug to 1/4" stereo plug	12.97	12.41	11.28	
174-3905	B	3 pin XLR plug to 1/4" mono plug	11.52	11.02	10.02	
174-3906	B	3 pin XLR socket to 1/4" stereo plug	13.46	12.87	11.70	
174-3907	B	3 pin XLR socket to 1/4" mono plug	12.05	11.53	10.48	
174-3908	C	3 pin XLR plug to phono plug	12.01	11.48	10.44	
174-3909	D	3 pin XLR plug to phono socket	11.16	10.67	9.70	
174-3910	C	3 pin XLR socket to phono plug	12.74	12.19	11.08	
174-3911	D	3 pin XLR socket to phono socket	11.78	11.26	10.24	

Re án NYLON XLR PANEL MOUNT STUDIO CONNECTORS

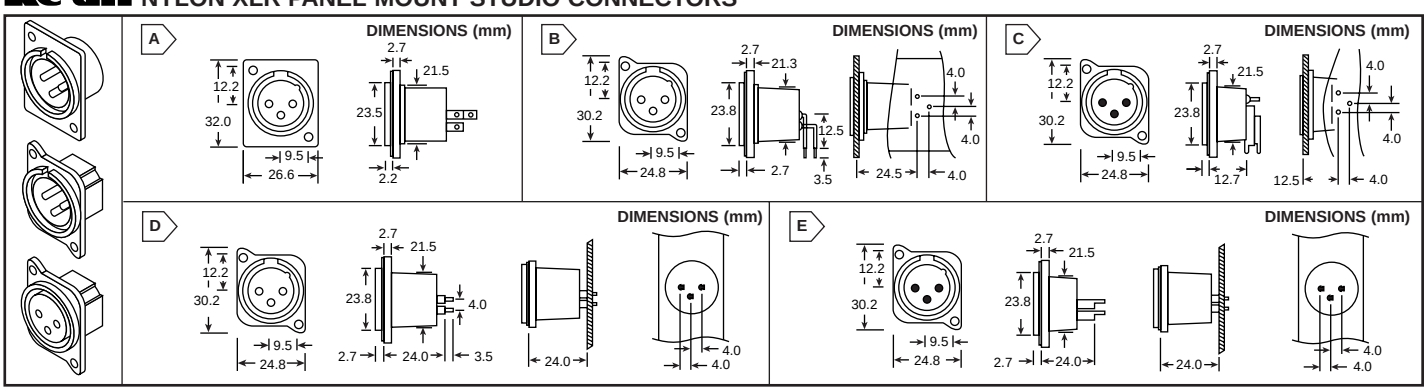

For quantities greater than listed call for quote.

The XLR connectors manufactured by Re án (made in the United Kingdom), over the last several years, have firmly established themselves as offering exceptional value coupled with superb contact performance. The inherent cost advantages of flat pin contact technology are undisputed over older style pins. Their latest generation of XLR's now feature a new and much larger "shell" type contact. These new contacts offer performance improvements in higher current applications, like output circuits, especially where repeated insertions are typical.

Features:

- Body material: H. D. nylon
- Contact Material: nickel silver/silver

Electrical Specifications:

- Contact resistance: <0.10Ω
- Temperature range: 0°C to +70°C

MOUSER STOCK NO.	Fig.	Description	Price Each 1	10	100
550-70601	A	3-pin male with solder terminals	1.52	1.27	1.15
550-90601	B	3-pin male w/ rt. angle PCB terminals	1.58	1.32	1.20
550-90701	C	3-pin female with right angle PCB terminals	.89	.72	.65
550-90101	D	3-pin male w/ straight PCB terminals	1.26	1.05	.95
550-90201	E	3-pin female w/straight PCB terminals	.89	.72	.65
550-50000	-	Re án XFIX-01 Quick release mounting screws	.07	.06	.058

Re án DIECAST .173" STUDIO JACKS SOLDER TERMINALS

A brand new range of patch bay jacks designed by Re án to exceed the performance of the world's best. The exclusive precision die cast chassis eliminates flex and the chance of intermittent contact performance. Solid palladium contacts, welded to high grade nickel silver spring leaves for maximum contact pressure, provide the best possible electrical performance.

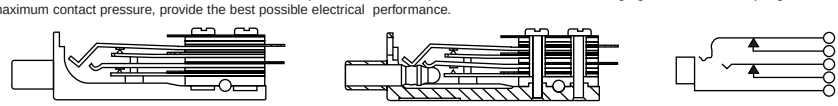

Features:

- Chassis: rigid die cast alloy
- Spring: solid nickel silver
- Contact: solid palladium

Electrical Specifications:

- Contact rating: 750mA
- Voltage rating: 100VDC
- Temperature range: -40°C to +75°C

For quantities greater than listed call for quote.

MOUSER STOCK NO.	Description	Price Each 1	10	100
550-50003	3 cond. with 2 N-C switches	2.86	2.69	2.60

Re án NYLON 1/4" JACK SOCKETS

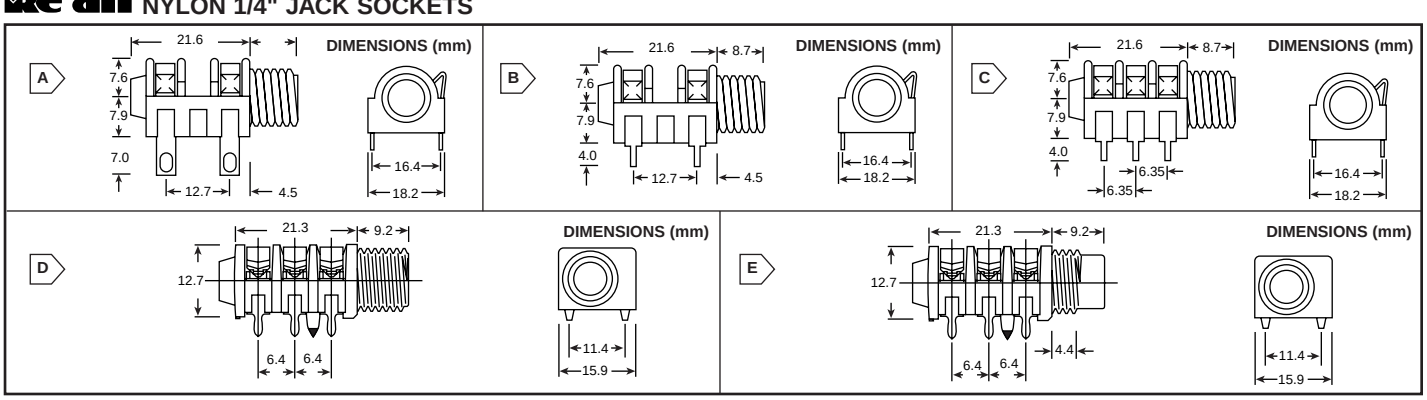

Designed to offer what is undoubtedly the best combinations of quality contact performance and durability, coupled with a very competitive price structure. They will perform superbly year after year, meeting and exceeding the demanding requirements of the music industry.

For quantities greater than listed call for quote.

Material Specifications:

- Body material: H. D. nylon
- Contact material: solid nickel silver

Electrical Specifications:

- Temperature range: 0°C to +70°C
- Insulation resistance: >7000 MΩ
- Test voltage: 2000 volts
- Contact resistance: <.030Ω

Standard Jack Socket

✻ Note: all have fully threaded nose, except where indicated (550-25301)

MOUSER STOCK NO.	Fig.	Description	Price Each 1	10	100
550-10021	A	Mono w/solder terminals	.68	.52	.47
550-10201	B	Mono w/2 NC switches, and PCB terminals	.73	.56	.51
550-20301	C	Stereo w/3 NC switches, and PCB terminals	.74	.57	.52

New Slim Jack Socket

For quantities greater than listed call for quote.

- 19% space saving advantage over standard socket

MOUSER STOCK NO.	Fig.	Description	Price Each 1	10	100
550-20311	D	Stereo w/3 NC switches and PCB terminals	.88	.68	.62
✻ 550-25301	E	Stereo w/3 NC switches and PCB terminals	.88	.68	.62

Amphenol® RFX Connectors

RFX COMMERCIAL CONNECTORS

Designed for the requirements of commercial applications that do not require performance above 1-3 GHz.

BNC Plugs 50Ω Impedance

For quantities greater than listed, call for quote.

MOUSER STOCK NO.	Fig.	RG Cable Type	Cable Attachment		Description	Price Each			
			Outer	Inner		1	25	100	500
523-31-5136RFX	A	59, 59A, 62,62A	- - -	- - -	BNC Suretwist plug	1.67	1.28	1.09	.95
523-31-2-RFX	B	58	Clamp	Solder	Clamp type plug	1.81	1.38	1.18	1.03
523-31-212-RFX	B	59, 62	Clamp	Solder	Clamp type plug	2.79	2.13	1.82	1.59
523-31-321-1RFX1	C	Belden 8281	Crimp	Solder	Straight plug	1.79	1.36	1.16	1.01
523-31-5137-RFX	D	58	Suretwist	Suretwist	Clamp type plug	1.67	1.28	1.09	.95
523-31-5556-RFX	E	59, 62	Crimp	Press Fit	2 pc. single crimp plug	2.41	1.84	1.57	1.37

BNC Receptacles 50Ω Impedance

For quantities greater than listed, call for quote.

MOUSER STOCK NO.	Fig.	Description	RG Cable Type	Price Each			
				1	25	100	500
523-31-10-RFX	F	Front mount, bulkhead receptacle, isolated ground	- - -	2.95	2.25	1.93	1.68
523-31-221-RFX1	G	Front mount, bulkhead receptacle	- - -	1.48	1.13	.96	.85
523-31-203-RFX	H	BNC panel receptacle	- - -	3.48	2.65	2.27	1.98
523-31-318-RFX	I	Bulkhead jack with crimp termination	174, 188, 316	2.95	2.25	1.93	1.68

BNC Adaptors 50Ω Impedance

For quantities greater than listed, call for quote.

MOUSER STOCK NO.	Fig.	Description	Price Each			
			1	25	100	500
523-31-9-RFX	J	Right angle BNC jack to BNC plug	8.00	6.11	5.22	4.54
523-31-218-RFX	K	BNC straight adaptor plug-plug	2.30	1.76	1.50	1.30
523-31-219-RFX1	L	BNC straight adaptor jack-jack	1.90	1.45	1.25	1.08
523-31-220N-RFX	M	BNC bulkhead adaptor jack-jack	3.46	2.64	2.25	1.96
523-31-208-RFX	N	BNC tee adaptor jack-plug-jack	3.36	2.57	2.20	1.91
523-46650-51-RFX	O	50Ω male cap, resistor terminated, 5% 1 watt	2.57	1.96	1.68	1.46
523-31-10152-RFX	P	Grounding lug	.42	.32	.27	.23

RFX BNC CABLE MOUNT CONNECTORS

Specifications:

- Frequency range: 50Ω cables 0-4 GHz, 75Ω cables 0-2GHz
- Voltage rating: 500V peak

3 Piece Hex Crimp Plugs

For quantities greater than listed, call for quote.

MOUSER STOCK NO.	Fig.	RG Cable Type	IMP Ω	Use RFX Crimp Tool	Price Each			
					1	25	100	500
523-31-320-RFX1	C	58	50	523-CTL-1	1.38	1.05	.93	.81
523-31-321-RFX1	C	59, 62	50	523-CTL-2	1.38	1.05	.93	.81
523-31-71008-RFX1	C	59, 62	75	523-CTL-1	2.24	1.72	1.52	1.32
523-68175-5RFX1	C	59 (20AWG)	50	523-CTL-1	1.40	1.07	.95	.83
523-31-315-RFX	C	174, 188, 316	50	523-CTL-2	1.88	1.45	1.28	1.11
523-31-71013-RFX	C	179, 187	75	523-CTL-2	2.60	2.00	1.77	1.54
523-31-321-1RFX1	C	Belden 8281	50	523-CTL-2	1.88	1.45	1.28	1.11

3 Piece Hex Crimp Jacks

For quantities greater than listed, call for quote.

523-31-71014-RFX	Q	179	75	523-CTL-2	2.55	1.94	1.67	1.44

3 Piece Hex Crimp Bulkhead Jacks

For quantities greater than listed, call for quote.

523-31-342-RFX	R	58	50	523-CTL-1	3.88	2.96	2.52	2.20
523-31-343-RFX	R	59	50	523-CTL-1	3.69	2.81	2.41	2.09
523-31-71011-RFX	R	59	75	523-CTL-1	3.57	2.73	2.34	2.03
523-31-71016-RFX	R	179	75	523-CTL-2	3.80	2.90	2.48	2.16

RFX N CONNECTORS

Specifications:

- Voltage rating: 1500V peak
- Frequency range: 0-11 GHz
- Impedance: 50Ω

Plug

For quantities greater than listed, call for quote.

MOUSER STOCK NO.	Fig.	Description	Price Each			
			1	25	100	500
523-82-5375-RFX	S	With crimp termination, fits RG 58, 141, and 142 A	3.88	2.96	2.52	2.20

Receptacle

For quantities greater than listed, call for quote.

523-82-97-RFX	T	Front or rear mount with solder cup termination	3.33	2.54	2.17	1.86

RFX BETWEEN SERIES ADAPTORS

For quantities greater than listed, call for quote.

MOUSER STOCK NO.	Fig.	Description	Price Each			
			1	25	100	500
523-31-216-RFX	U	BNC jack to N plug	9.31	7.11	6.09	5.29
523-31-217-RFX	V	BNC plug to N jack	13.98	10.67	9.14	7.94
523-31-28-RFX	W	BNC jack to UHF plug	7.64	5.83	5.00	4.34

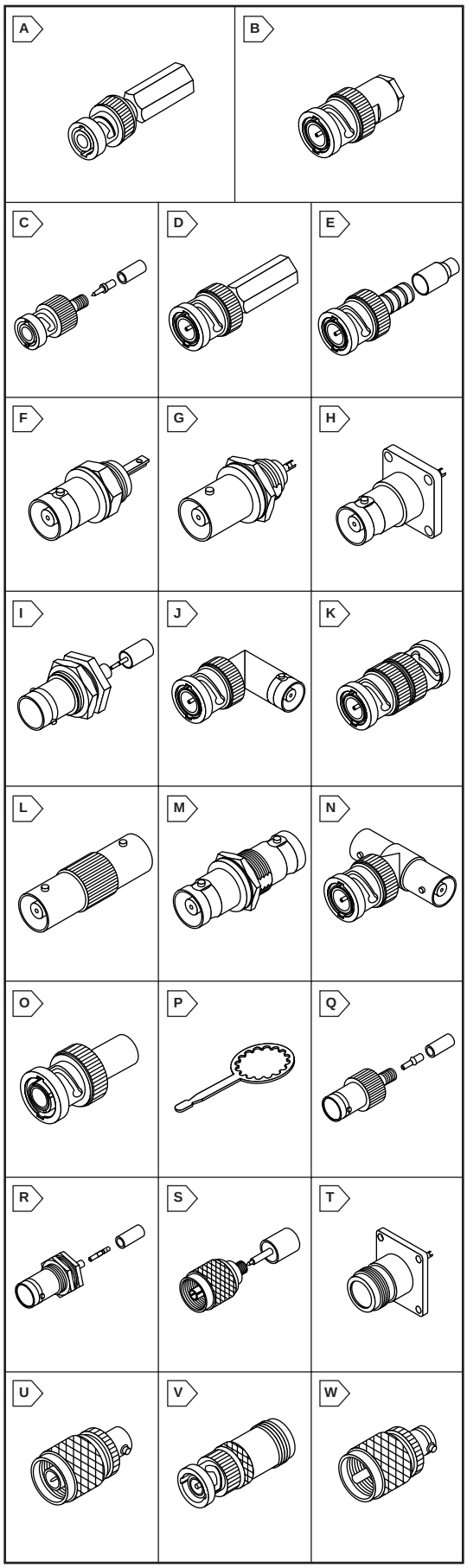

BNC COAXIAL CONNECTORS

Amphenol BNC connectors are miniature, light weight units designed to operate satisfactorily up to 11 GHz. The connectors typically yield low reflection up to 4 GHz. BNC connectors are recognized under the component program of Underwriter's Laboratories, Inc.

Straight Plugs 50Ω Impedance

(except where noted †)

✻ Silver plated ✻✻Nickel plated

For quantities greater than listed, call for quote.

MOUSER STOCK NO.	Fig.	MIL Type	RG Cable Type	Cable Term.	Price Each 1	25	100
523-31-202	A	UG-88C	55, 58, 141, 142, 223, 400	Clamp	3.12	2.38	2.03
523-31-212	A	UG-260B	59, 62, 71, 140, 210	Clamp	3.21	2.45	2.09
✻ 523-31-4320	B	M39012/16-0013	55, 58, 141, 142, 223, 400	Crimp	4.52	3.45	2.95
✻✻ 523-31-320	B	M23329/3-01,3-03	55, 58, 141, 142, 223, 400	Crimp	4.07	3.10	2.67
523-68175-1005	B	- - - - -	59	Crimp	4.18	3.19	2.74
523-31-321	B	M23329/3-05	59, 62, 140, 210	Crimp	4.16	3.18	2.73
† 523-31-70008	B	- - - - -	59	Crimp	5.38	4.10	3.51
† 523-31-71008	B	- - - - -	59, 62	Crimp	5.42	4.13	3.54
† 523-31-71008-1000	B	- - - - -	59, 62, Belden 1151A	Crimp	9.12	6.96	5.95
523-31-4321	B	M39012/16-0015	59, 62, 140, 210	Crimp	4.96	3.79	3.23
523-31-321-1000	B	- - - - -	Belden 8281, 88281	Crimp	4.75	3.63	3.11
523-31-315	B	- - - - -	174, 188, 316	Crimp	4.52	3.45	2.95
523-31-242	B	- - - - -	179, 187	Crimp	5.57	4.25	3.64
523-68175-1003	B	- - - - -	Belden 9259	Crimp	3.88	2.96	2.52
523-31-320-1006	B	- - - - -	Belden 9907, 89907	Crimp	3.88	2.96	2.52
523-31-5136	C	- - - - -	59, 59A, 62, 62A, 140, 210	Suretwist®	3.71	2.83	2.42
523-31-5369	C	- - - - -	Plenum 59,62,Belden 89269,86262	Suretwist®	5.74	4.38	3.75
523-31-4541	D	- - - - -	59, 62, 140, 210	Quick-trim®	4.94	3.77	3.22
523-31-4542	D	- - - - -	Belden 9268	Quick-trim®	6.16	4.70	4.02

Jacks and Receptacles 50Ω Impedance

(except where noted †)

For quantities greater than listed, call for quote.

MOUSER STOCK NO.	Fig.	MIL Type	Description	RG Cable Type	Cable Term.	Price Each 1	25	100
523-31-342	E	M23329/3-15, 3-17	Blkhd. mount	58,141	Crimp	5.78	4.41	3.78
523-31-5431	F	- - - - -	90° PC mount	N/A	PC-mount	4.28	3.26	2.79
523-31-5652	--	Nut only for 523-31-5431	- - - - -	- - -	- - - -	.76	.58	.49
523-31-5653	--	Washer only for 523-31-5431	- - - - -	- - -	- - - -	4.83	3.68	3.16
523-31-5329	G	Zinc Body	PC mount 3 leg	N/A	Solder	4.96	3.79	3.68
523-31-203	H	UG-290A	Flange mount	N/A	PC-mount	5.30	4.05	3.46
523-31-10	I	- - - - -	Isolated gnd.	N/A	Solder	4.16	3.18	2.73
† 523-31-10-75	I	UG-1094	Isol. mnt. 75Ω	N/A	Solder	4.41	3.36	2.88
523-31-221	J	- - - - -	Front mnt. 50Ω	N/A	Solder	1.94	1.48	1.27
† 523-31-70018	I	- - - - -	Front mnt. 75Ω	N/A	Solder	5.47	4.18	3.57
523-31-2221	J	UG-1094A	Front mnt. 50Ω	N/A	Solder	2.30	1.75	1.50
523-31-236	J	UG-625B	Front mnt. 50Ω	N/A	Solder	2.13	1.64	1.40

Adaptors and Accessories 50Ω Impedance

(except where noted †)

For quantities greater than listed, call for quote.

MOUSER STOCK NO.	Fig.	MIL Type	Description	Price Each 1	25	100
523-31-218	K	UG-491A	Adaptor, BNC plug to BNC plug	7.01	5.35	4.58
523-31-219	L	UG-914	Adaptor, BNC jack to BNC jack	4.05	3.04	2.66
523-31-9	M	UG-306	Adaptor, 90° BNC jack to BNC plug	10.03	7.66	6.57
523-31-220H	N	UG-492A	Sealed bulkhead adapter jack to jack	6.92	5.28	4.51
523-31-220N	N	- - - - -	Adaptor, bulkhead jack to jack, 50Ω	5.99	4.57	3.91
523-31-4803	N	- - - - -	Adaptor, bulkhead mount jack to jack	9.71	7.41	6.34
523-31-208	O	UG-274A	Adaptor, TEE-BNC jack-plug-jack	7.92	6.05	5.18
523-35650-75	P	- - - - -	Cap-resistor term. 75Ω, with chain	11.99	9.15	7.84
† 523-46650-51	P	- - - - -	Cap-resistor term. 50Ω, without chain	11.63	8.87	7.60
523-46650-93	P	- - - - -	Cap-resistor term. 93Ω, without chain	10.96	8.47	6.97
523-31-759	Q	IBM-2245373	Shield, grounding lug	.46	.35	.29

BETWEEN SERIES ADAPTORS

For quantities greater than listed, call for quote.

MOUSER STOCK NO.	Fig.	Description	Price Each 1	25	100
523-31-216	R	BNC jack to N plug	10.68	8.15	6.99
523-79675	S	BNC jack to TNC plug	21.05	16.06	13.76
523-31-28	T	BNC jack to UHF plug	8.72	6.66	5.70
523-4400	U	N plug to UHF jack	12.84	9.80	8.37
523-31-217	V	BNC plug to N jack	10.51	8.02	6.86
523-79025	W	BNC plug to TNC jack	25.46	19.43	16.63
523-2900	X	BNC plug to UHF jack	9.27	7.08	6.06
523-901-167	Y	BNC jack to SMA jack, BeCu body plating	28.50	21.75	18.61
523-901-166	Z	BNC jack to SMA plug, BeCu body plating	31.94	24.38	20.85

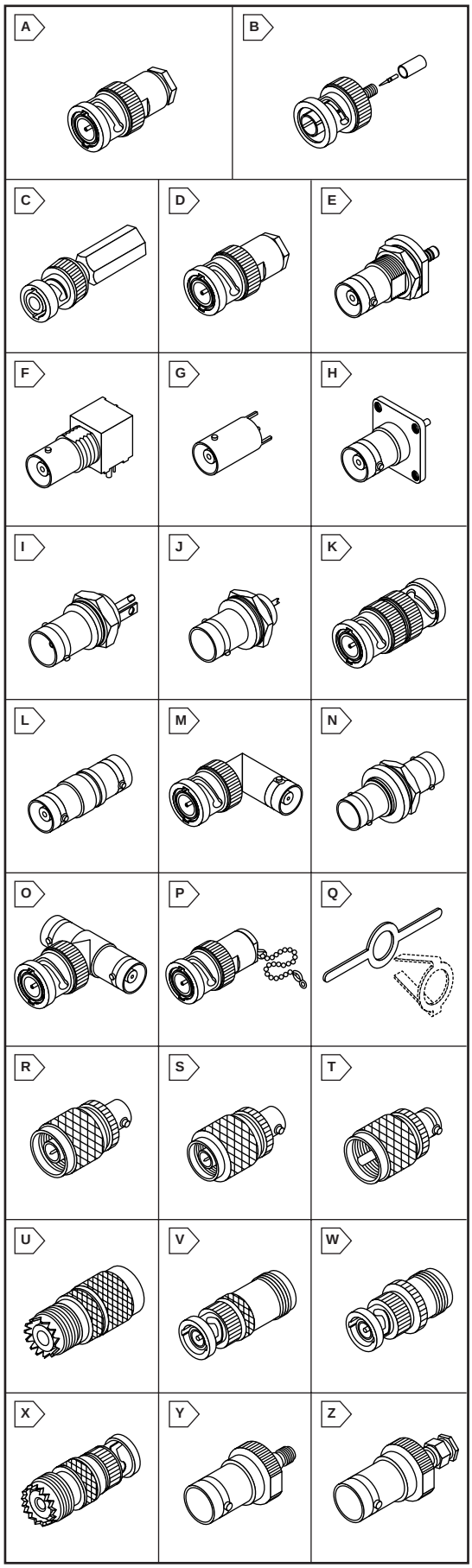

Amphenol® RF Connectors

TNC CONNECTORS

Plugs and Receptacles 50Ω Impedance

MOUSER STOCK NO.	Fig.	Description	RG Cable Type	Price Each 1	25	100	500
523-31-2368	A	Straight plug, crimp	59, 62	**3.99**	**3.05**	**2.59**	**2.26**
523-36825	A	Straight plug, crimp	58, 141	**4.22**	**3.22**	**2.76**	**2.39**
523-79525	B	Straight plug, clamp	59, 62	**15.73**	**12.30**	**10.14**	**9.63**

N WEATHER PROOF COAXIAL CONNECTORS

Plugs

MOUSER STOCK NO.	Fig.	MIL Type	Description	RG Cable Type	Cable Termi-nation	Price Each 1	25	100	500
523-82-340	C	M39012/1B0007	Plug w/ safety wire holes	8,213	Crimp	**7.60**	**5.80**	**4.96**	**4.32**
523-82-5370	C	- - - - -	Plug	55,142,223	Crimp	**7.62**	**5.82**	**4.98**	**4.33**
523-82-5375	C	- - - - -	Plug	58,141	Crimp	**9.23**	**7.05**	**6.02**	**5.24**
523-82-202	D	UG-21D	Plug w/ safety wire holes	8,9,144,165,213	Clamp	**5.42**	**4.13**	**3.44**	**2.99**
523-34025	D	UG-536B	Plug	58,141,142	Clamp	**6.16**	**4.70**	**4.02**	**3.50**
523-82-4425	C	01-0501	Plug w/ safety wire holes	214,225,393	Crimp	**10.01**	**7.64**	**6.54**	**5.68**
523-82-4426-1001	C	- - - - -	Plug, gold plated	Belden 89880	Crimp	**8.91**	**6.80**	**5.82**	**5.06**
523-82-202-1006	D	- - - - -	Plug w/ non-captive pin	Belden 9913	Clamp	**6.88**	**5.25**	**4.48**	**3.90**

Receptacles

MOUSER STOCK NO.	Fig.	MIL Type	Description	Price Each 1	25	100	500
523-82-63	E	UG-23B	In-line jack for RG-8, 9, 87A, 144, 213, 214	**8.08**	**6.16**	**5.28**	**4.59**
523-82-97	F	UG-58A	Panel receptacle	**4.50**	**3.44**	**2.94**	**2.56**

Adaptors and Accessories

523-82-100	G	UG-57B	Straight N-plug to N-plug	**8.30**	**6.34**	**5.42**	**4.72**
523-82-101	H	UG-29B	Straight N-jack to N-jack	**6.92**	**5.28**	**4.51**	**3.93**
523-82-64	I	UG-27A	90° N-jack to N-plug	**19.51**	**14.89**	**12.73**	**11.08**
523-82-66	J	UG-30	Bulkhead mount N-jack to N-jack	**17.99**	**13.73**	**11.75**	**10.22**

TWINAXIAL WEATHERPROOF CONNECTORS

Plugs, Jacks, and Adaptors

MOUSER STOCK NO.	Fig.	Description	RG Cable Type	Price Each 1	25	100	500
523-31-224	K	BNC with1 male/1 female contact	108A	**7.22**	**5.77**	**4.93**	**4.29**
523-82-5589	D	Screw-on plug	Belden 8227, 9207	**9.23**	**7.05**	**6.05**	**5.25**
523-82-5588	L	Adaptor, twinax female to female	- - - - -	**18.34**	**13.99**	**11.98**	**10.41**
523-82-5588-RFX	L	Adaptor, twinax female to female	- - - - -	**5.55**	**4.23**	**3.61**	**3.15**

UHF COAXIAL CONNECTORS

50 Ω Miniature UHF Connectors

MOUSER STOCK NO.	Fig.	MIL Type	Description	RG Cable Type	Price Each 1	25	100	500
523-81-115	M	- - - - -	Crimp plug	58/A,B,C	**2.13**	**1.62**	**1.40**	**1.22**
523-81-120	N	- - - - -	Bulkhead receptacle	- - - - -	**1.56**	**1.19**	**1.01**	**.88**

UHF Plugs (Standard)

MOUSER STOCK NO.	Fig.	MIL Type	Description	RG Cable Type	Price Each 1	25	100	500
523-83-1SP-1050	O	PL-259	Plug, UG standard	8, 9, 11	**1.82**	**1.39**	**1.18**	**1.03**
523-83-58FCP	P	Standard	Plug, FCP	58, 141	**2.79**	**2.13**	**1.86**	**1.63**

UHF Receptacles (Standard)

MOUSER STOCK NO.	Fig.	MIL Type	Description	Price Each 1	25	100	500
523-83-1R	Q	SO-239	Receptacle, standard	**2.09**	**1.60**	**1.37**	**1.20**
523-83-875-1002	R	- - - - -	Front mount	**6.99**	**5.34**	**4.55**	**3.97**
523-83-878	R	- - - - -	Rear mount	**2.53**	**1.93**	**1.64**	**1.43**

UHF Adaptors and Accessories (Standard)

523-83-1J	S	PL-258	Straight jack to jack	**3.21**	**2.45**	**2.09**	**1.82**
523-83-1F	T	UG-363	Bulkhead, jack to jack	**9.75**	**7.44**	**6.36**	**5.53**
523-83-1AP	U	UG-646	90° jack to plug	**5.57**	**4.25**	**3.64**	**3.16**
523-83-1T	V	M-358	Tee, jack/plug/jack	**8.11**	**6.19**	**5.29**	**4.60**
523-83-185	W	UG-175	Reducer, RG-58/141/142	**.59**	**.45**	**.39**	**.34**
523-83-168	W	UG-176	Reducer, RG-59/62/71/140/210	**.57**	**.44**	**.38**	**.33**

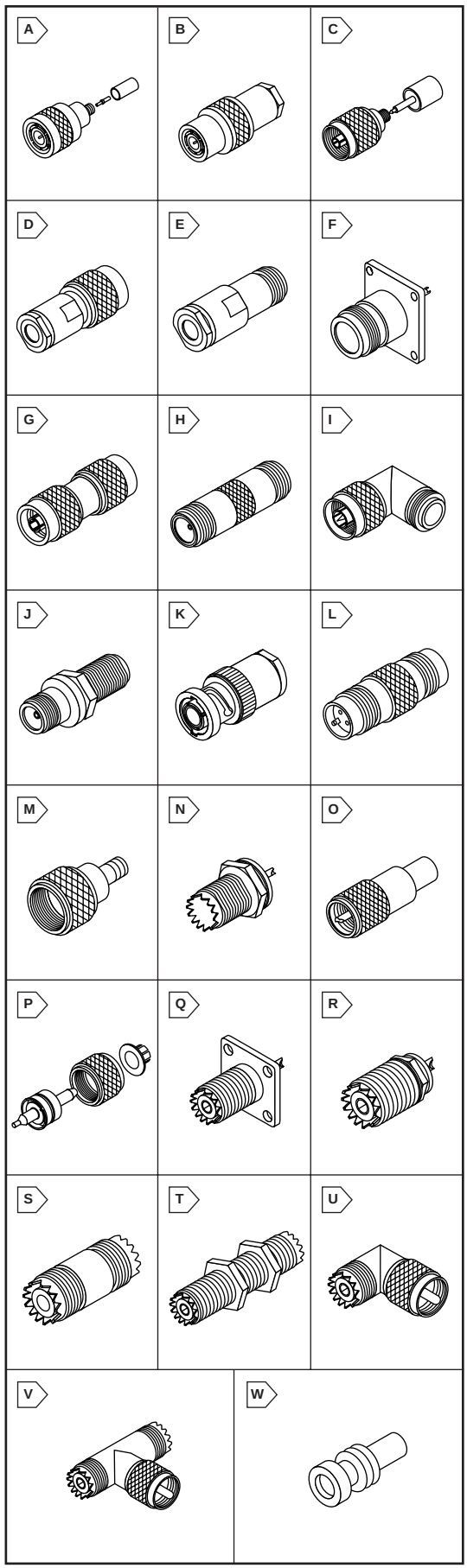

Amphenol® RF Connectors

SUBMINIATURE COAXIAL SMA CONNECTORS

Specifications:

- 50Ω impedance
- Frequency range: 0-18GHz
- Temperature range: -65°C to +165°C (standard TFE insulators)

MEETS MIL SPECS

SMA Plugs

• Cable Attachment: outer-crimp, inner-solder • Gold plating

For quantities greater than listed, call for quote.

MOUSER STOCK NO.	Fig.	Description	RG Cable Group	Price Each 1	25	100
523-901-9601-3	A	Plug	174, 179, 187, 188, 316	16.80	12.82	12.05
523-901-9531-1	B	Right angle plug	55, 142, 223, 400	10.05	7.67	6.92
523-901-9511-1	C	Plug	55, 142, 223, 400	7.16	5.47	4.84
523-901-9511-3	C	Plug	174, 179, 187, 188, 316	7.05	5.38	5.14
523-901-9531-3	B	Right angle plug	174, 179, 187, 188, 316	10.05	7.67	6.94

SMA Receptacles

• Gold plating

For quantities greater than listed, call for quote.

MOUSER STOCK NO.	Fig.	Description	Price Each 1	25	100
523-901-9215	D	Panel jack receptacle	14.12	10.77	9.21
523-901-9211	E	Bulkhead jack receptacle	10.24	7.82	6.69
523-901-9610-3	F	Bulkhead jack	9.16	6.99	6.47
523-901-143	G	PCB right angle jack receptacle	10.13	7.73	7.07
523-901-144	H	PCB straight jack receptacle	8.57	6.54	5.85

SMA Adaptors

For quantities greater than listed, call for quote.

523-901-9209-A	I	Bulkhead SMA jack to SMA jack, gold plating	15.52	11.85	10.65
523-901-167	J	BNC jack to SMA jack, BeCu plating	28.50	21.75	18.61
523-901-166	K	BNC jack to SMA plug, BeCu plating	31.94	24.38	20.85
523-901-9219-A	L	Right angle SMA plug to SMA jack, gold plating	26.07	22.52	20.74

SUBMINIATURE COAXIAL SMB CONNECTORS

Specifications:

- 50Ω impedance
- Frequency range: 0-4GHz
- Temperature range: -65°C to +165°C (standard TFE insulators)

SMB Plugs

• Cable Attachment: outer-crimp, inner-solder

For quantities greater than listed, call for quote.

MOUSER STOCK NO.	Fig.	Description	RG Cable Group	Price Each 1	25	100
523-903-370P-51S	M	Plug, nickel plating	174, 179, 187, 188, 316	5.99	4.57	3.77
523-903-367P-51A	N	Right angle plug, nickel plating	174, 179, 187, 188, 316	5.89	4.50	3.85

SMB Receptacles

For quantities greater than listed, call for quote.

MOUSER STOCK NO.	Fig.	Description	Price Each 1	25	100
523-903-373J-51A	O	PCB right angle jack receptacle, tin-lead plating	6.57	5.02	4.07
523-903-415J-51P	P	PCB jack receptacle, gold plating	4.58	3.50	2.98

SUBMINIATURE COAXIAL SMC CONNECTOR

Specifications:

- 50Ω impedance
- Frequency range: 0-10GHz
- Temperature range: -65°C to +165°C (standard TFE insulators)
- Cable Attachment: outer-crimp, inner-solder

For quantities greater than listed, call for quote.

MOUSER STOCK NO.	Fig.	Description	RG Cable Group	Price Each 1	25	100
523-903-288P-52A	Q	Right angle plug, gold plating	174, 179, 187, 188, 316	14.23	10.86	9.28

TWINHEX AND ECONOHEX TOOLS AND DIES AND CTL CRIMP TOOLS

The twinhex tool is a tool frame with interchangeable crimping dies selected for the cable and connector being assembled. The econohex crimp tool provides die set insertion and removal. Purchase of the handle and some of the four die sets allows termination of most coaxial and twinaxial cables.

✻ Contact your Mouser Sales Representative for proper die set

MOUSER STOCK NO.	Fig.	Description	Use with Connector Series	RG Cable Group	Price Each
523-227-944	R	Tool, twinhex	(Needs die set) ✻	- - - - - - - - - - - - - - - - -	227.88
523-227-987	S	Econohex, w/o dies	(Needs die set)	- - - - - - - - - - - - - - - - -	83.47
523-227-983	S	Econohex, W/523-227-1417	Twinax	Belden 8227, 9207	155.44
523-227-1417	T	Econohex die	Twinax	Belden 8227, 9207	63.55
523-227-1418	T	Econohex die	BNC/TNC, SMA, Mini-UHF	RG-122, 161, 174, 179, 180, 187, 188, 195, 316	49.54
523-227-1419	T	Econohex die	Mini UHF, BNC/TNC, UHF, SMA	RG-55, 58, 59, 62,140, 141, 142, 142B, 210, 223, 302, 303, 400	49.54
523-227-1420	T	Econohex die	N/SC, APC-N, APC-75S	RG-8, 9, 11, 87A, 149, 165, 213, 214, 216, 225, 393	49.54

CTL Crimp Tools

523-CTL-1	U	Crimp tool	BNC / TNC	58, 59, 62, Plenum 58, 59, 62	42.65
523-CTL-2	U	Crimp tool	2 pc. BNC crimp plug	RG-6, 174, 179, B8281 RG-58, 59, 62, Plenum 58, 59, 62	42.65
523-CTL-3	U	Crimp tool	Type N 3 piece plug	58, 8, 213, 214	42.65
523-CTL-4	U	Crimp tool	Twinax 82-5589-RFX	Belden 8227, 9207, 89207	42.65

LOCAL AREA NETWORK (LAN) ACCESSORIES

For quantities greater than listed, call for quote.

MOUSER STOCK NO.	Fig.	Description	Price Each 1	25	100
523-31-5010	V	Boot, LANs, splice	10.63	8.21	6.76
523-31-5011	W	Boot, LANs, terminator	15.75	12.02	10.28

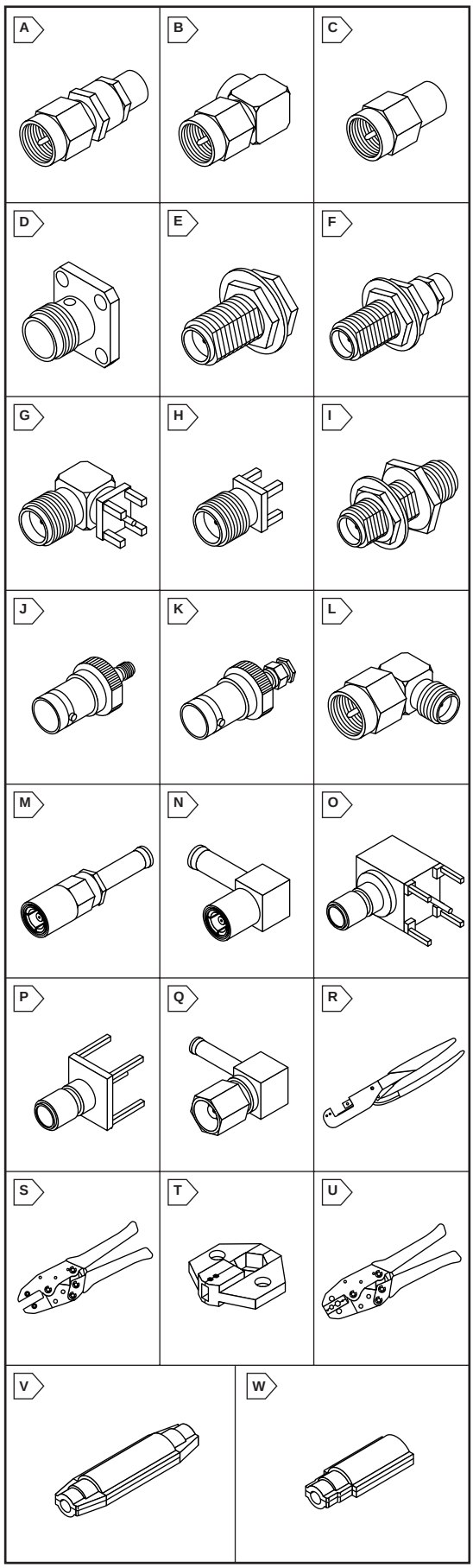

RF Connectors

CATV-F / BNC / TNC / Adaptors

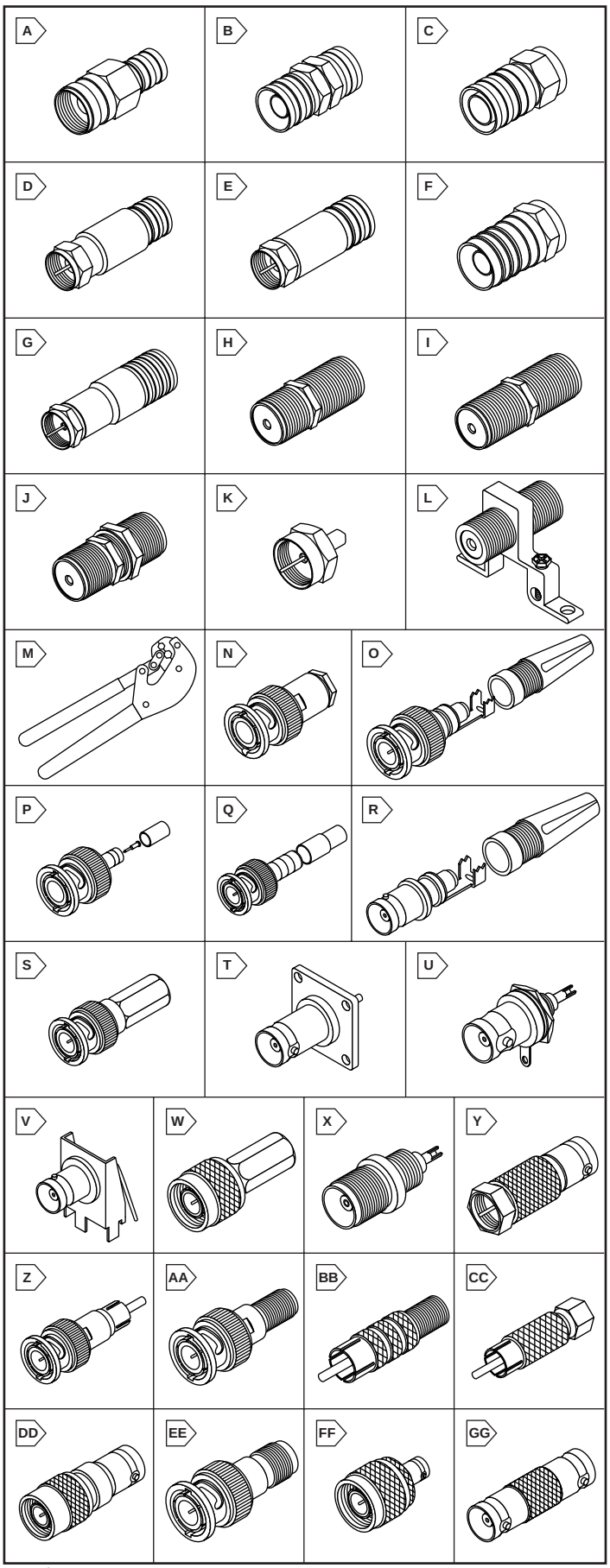

Amphenol® CATV F SERIES CONNECTORS

Electrical Specifications:

- Impedance: 75Ω
- Frequency: DC to 1GHz
- Temperature: -40°F to +140°F

CATV-F Male Connectors

- VSWR: 2MHz to 30MHz = ≤ 1.05 / 30MHz to 600MHz = ≤ 1.07 / 600MHz to 1GHz= ≤ 1.10

For quantities greater than listed, call for quote.

MOUSER STOCK NO.	Fig.	Cable Type	Description	Price Each 1	10	100	500
Weathersealed							
523-531-59000	A	RG59	Male connector	.63	.48	.45	.39
523-531-WF6R	B	RG6	Male connector, 1, 2, or 3 shield	.63	.54	.49	.46
523-531-WF60	B	RG6	Male connector, quad shield	.63	.54	.49	.46
523-531-70000	C	RG7	Male connector, feed through	1.18	.90	.84	.75
523-531-71000	D	RG7	Male connector with pin	3.61	2.76	2.56	2.31
523-531-11000	E	RG11	Male connector with pin	4.14	3.56	2.67	2.49
Standard							
523-531-F59-R	F	RG59	For regular braid shield	.40	.31	.28	.25
523-531-F59-Q	F	RG59	For quad braid shield	.40	.31	.28	.25
523-531-F6-R	F	RG6	For regular braid shield	.40	.31	.28	.25
523-531-F6-Q	F	RG6	For quad braid shield	.40	.31	.28	.25
523-531-F11	G	RG11	For standard RG11, with pin	2.00	1.52	1.43	1.29

CATV-F Connector Accessories

For quantities greater than listed, call for quote.

MOUSER STOCK NO.	Fig.	Description	Price Each 1	10	100	500
523-531-F81	H	F barrel splice F/F	.50	.40	.30	.28
523-531-F81-L	I	F barrel splice F/F long version	.51	.42	.32	.29
523-531-F81-NW	J	F barrel splice F/F with hardware	.58	.48	.36	.34
523-531-TR59-1/4	K	1/4 with terminating resistor	.42	.32	.24	.22
523-531-GB1	L	Single grounding block	.48	.38	.29	.27

CATV-F Series Connector Crimp Tools

For quantities greater than listed, call for quote.

MOUSER STOCK NO.	Fig.	Crimp Type	Crimps: Cable Type	Crimps: Connector Types	Price Each
Weathersealed					
523-227-1432/59	M	Round	RG59	531-5000	58.00
523-227-1432/6	M	Round	RG6	531-60000	58.00
523-ACC-CR7	M	Round	RG7	531-70000, 71000	84.00
523-ACC-CR11	M	Round	RG11	531-11000	84.00
Standard					
523-ACC-CR596	M	Hex	RG59, RG6	531-F59, F6 Series	38.95
523-ACC-CR11Q	M	Hex	RG11	531-F11	40.00

BNC, TNC CONNECTORS, AND ADAPTORS

Features:

- Nickel plated pins
- Delrin insulators
- For instrumentation, medical equipment

BNC Connectors

MOUSER STOCK NO.	Fig.	Description	Cable (RG)	Price Each 1	10	100	500
171-9313	N	BNC plug connector, clamp type	RG58U	1.95	1.71	1.56	1.40
171-9311	O	BNC plug connector, with strain relief	RG58U	1.90	1.57	1.43	1.30
171-9314	P	BNC plug, crimp type	RG58U	1.60	1.41	1.28	1.15
171-9315	Q	BNC plug, 2 piece crimp type, with pin	RG59	1.90	1.65	1.50	1.37
161-9312	R	BNC jack with strain relief	RG58U	1.36	1.24	1.13	1.02
171-9316	S	BNC screw-on type	RG58U	1.95	1.71	1.56	1.40
161-9321	T	BNC receptacle, panel mount	- - -	2.15	2.00	1.85	1.72
161-9322	U	BNC chassis receptacle	- - -	1.75	1.63	1.40	1.26
161-9331	V	BNC chassis PCB receptacle	- - -	2.72	2.48	2.25	2.05

TNC Connectors

MOUSER STOCK NO.	Fig.	Description	Price Each 1	10	100	500
171-9411	W	TNC male connector, twist on	2.09	1.72	1.50	1.37
161-9421	X	TNC female chassis receptacle	1.45	1.15	1.05	.95

Inter-Series Adaptors

161-9731	Y	BNC jack to "F" plug	2.23	1.83	1.50	1.37
161-9732	Z	BNC male to RCA phono plug	2.76	2.24	1.80	1.64
161-9733	AA	"F" jack to BNC plug	2.23	1.83	1.50	1.37
161-9711	BB	RCA phono plug to "F" jack	1.32	1.08	.90	.82
161-9712	CC	RCA phono plug to "F" plug	1.32	1.08	.90	.82
161-9734	DD	TNC plug to BNC jack	2.18	1.98	1.80	1.64
161-9735	EE	TNC jack to BNC plug	2.18	1.98	1.80	1.64
161-9736	FF	"N" plug to BNC jack, UG-201-U	4.17	3.79	3.45	3.14
161-9737	GG	BNC jack to BNC jack	2.56	2.07	1.50	1.37

RF Connectors

"F", "N", Twinaxial, and UHF

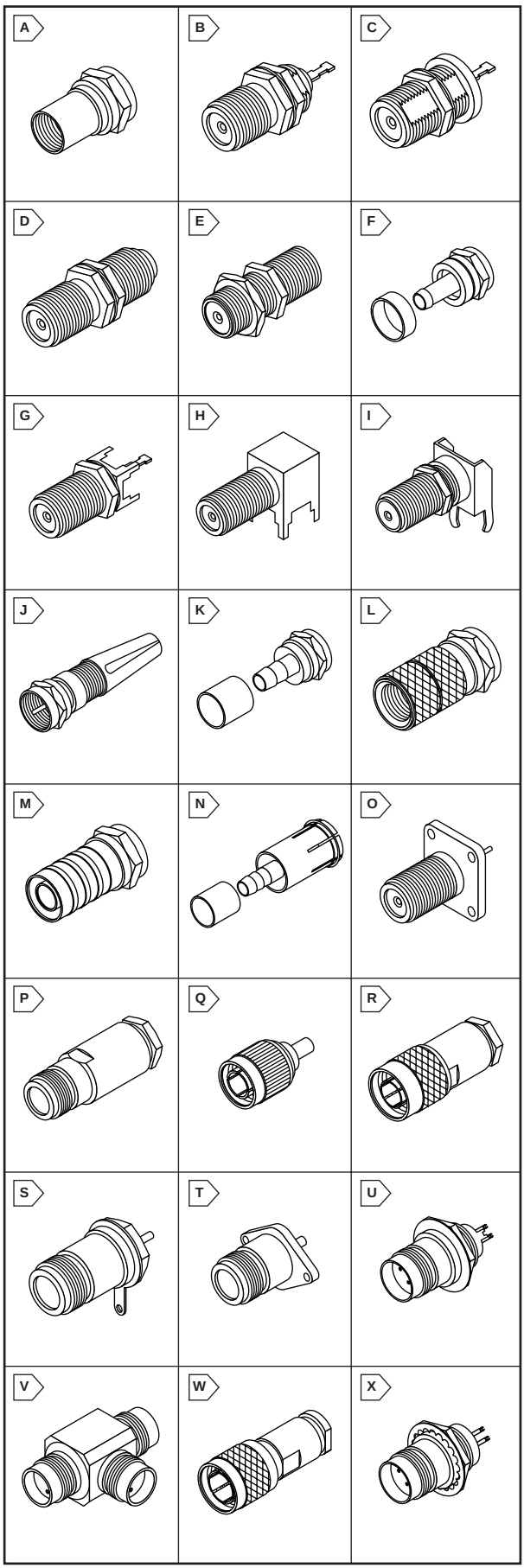

SUPER FAST "F" TYPE

- Very fast assembly
- Professional appearance
- Uses standard hex crimpers

MOUSER STOCK NO.	Fig.	Description	Cable Type	Price Each 1	10	100	500
556-FC79B	A	F connector; hex crimp ferrule	RG59U	.36	.28	.25	Call
556-FC79AB	A	F connector; hex crimp ferrule	RG6U	.36	.28	.25	For
556-FC81B	A	F connector, hex crimp ferrule	RG58U	.29	.22	.20	Quote

"F" (CATV/MATV) TYPE

MOUSER STOCK NO.	Fig.	Description	Price Each 1	10	100	500
16SF061	B	F type front mount receptacle, .38" mtg. hole	1.24	1.03	.94	.85
16SF062	C	F type rear mount receptacle, .38" mtg. hole	1.30	1.00	.91	.83
16SF081	D	F type through chassis receptacle .38" mtg. hole	1.46	1.22	1.11	1.01
556-FC67	E	F type dual female connector .38" mtg. hole	.33	.24	.22	.18
17PF059	F	F connector for RG-59 cable with ferrule	.79	.61	.55	.50
161-5370	G	F-61 PC mount receptacle	.77	.51	.46	.42
161-5371	H	F-61 PC mount receptacle, right angle	1.39	1.20	1.09	.99
161-5372	I	F receptacle, panel mount, right angle	1.39	1.20	1.09	.99

"F" (CATV/MATV) TYPE

MOUSER STOCK NO.	Fig.	Description	Cable Type	Price Each 1	10	100	500
171-9111	J	F connector with strain relief	RG59U	1.04	.85	.75	.68
171-9112	K	F connector, 2 piece with ferrule	RG58U	.28	.25	.22	.20
171-9113	L	F connector, twist on	RG59U	.72	.48	.30	.27
171-9114	M	F connector, CATV, crimp type	RG6U	.60	.40	.33	.30
171-9115	N	F connector push-on, with ferrule	RG59U	.66	.51	.38	.34
161-9126	O	F receptacle, panel mount	- - - - -	4.54	4.12	3.75	3.41

"N" TYPE STANDARD (SATELLITE TV)

MOUSER STOCK NO.	Fig.	Description	Cable Type	Price Each 1	10	100	500
161-9210	P	N type in-line jack, clamp type	RG8, 213/U	3.78	3.14	2.85	2.59
161-9211	P	N type in-line jack, clamp type	RG58U	3.78	3.14	2.85	2.59
171-9212	Q	N type hex crimp male connector	RG58U	3.63	3.30	3.00	2.73
171-9213	R	N type male connector, clamp	RG58U	3.63	3.30	3.00	2.73
161-9221	S	N receptacle (UG-680 A/U)	- - - - -	2.90	2.64	2.40	2.18
161-9222	T	N type receptacle, panel mount	- - - - -	3.25	3.02	2.60	2.32

"N" TYPE HI-REL (SATELLITE TV)

MOUSER STOCK NO.	Fig.	UG No.	Imp. (Ω)	Replaces Amphenol	Connector Type	Cable Type	Price Each 1	25	100	250
174-95043N	R	1185A/U	50	- - - - - - -	Plug	- - - - - - - - - - -	4.32	3.02	2.25	1.94
164-95137N	P	- - - - - - -	50	35025	Socket	RG58/U, 141/U	2.25	2.05	1.86	1.69

TWINAXIAL HI-REL TYPE

Compatible with the following cables:
- Mouser No. 515-8000-12
- Belden No. 9207
- Carol Cable No. C8000

Compatible with the following computer systems:
- IBM No's 34, 36, 38, & 5520
- ITT No. 3480

MOUSER STOCK NO.	Fig.	Description	Impedance (Ω)	Price Each
164-96068N	U	Bulkhead receptacle, IBM 7364498	105	9.35

Hi-Rel Accessories

MOUSER STOCK NO.	Fig.	Description	Impedance (Ω)	Price Each
164-96078N	V	TEE (Fx3) adaptor, IBM 6851167	105	64.63

Standard Types

MOUSER STOCK NO.	Fig.	Description	Price Each 1	10	100	500
171-9612	W	Twinaxial male connector	5.81	5.28	4.80	4.37
161-9611	X	Twinaxial rear mount receptacle	7.50	6.00	5.40	4.86

RF Connectors

BNC / TNC / SMA / SMB

UHF CONNECTORS

MOUSER STOCK NO.	Fig.	Amphenol Type	Description	Cable Type	Price Each 1	10	100	500
17PL259	A	83-1SP	PL-259 straight plug	RG8, 9, 13	3.47	2.89	2.63	Call For Quote
17PL260	A	- - -	PL-259 for RG-58	RG58/U, 141/U	3.22	2.68	2.44	
16PJ104	B	83-875	Front panel mount	- - - - -	2.60	2.17	1.97	
16S0239	C	83-175	SO-239 panel receptacle	- - - - -	2.38	1.98	1.80	

UHF WITH STRAIN RELIEF

MOUSER STOCK NO.	Fig.	Description	Cable Type	Price Each 1	10	100	500
171-9512	D	UHF plug (PL259), with strain relief	RG58U, 59U	1.82	1.65	1.50	1.37
171-9511	E	UHF plug (PL259), right angle	RG58U, 59U	1.82	1.65	1.50	1.37

COMMERCIAL BNC/TNC CONNECTORS 50Ω Impedance

The BNC series are bayonet locking coaxial connectors used for quick connect/disconnect applications. They are the most widely used RF connectors in the market today. A variety of connector styles and termination methods are offered. These BNC connectors may meet or exceed the requirements of their MIL spec counter parts but are not "QPL" listed and are intended for commercial use only.

Specifications:

- Impedance: 50Ω
- Frequency range: 0-4 GHz
- VSWR: 1.3:1 (max.)
- Voltage rating: 500VRMs
- Insulation resistance: 5000MΩ (min.)
- Contact resistance: inner contact - 1.5mΩ (max.)
  outer contact - .2mΩ (max.)
- Temperature range: -55°C to +85°C
- Vibration, shock, moisture resistance: MIL-standard 202

NOTE: Meets MIL-C-39012 interface requirements

Cable Mount (Bayonet Locking)

For quantities greater than listed, call for quote.

MOUSER STOCK NO.	Fig.	Competitive Equivalent Aim	Amphenol	Molex	RG/U Cable Type	Termination Body/Contact	Description	Price Each 1	25	100
177-3101	F	27-9020	31-212-RFX	73101	59, 62	Clamp/Solder	Straight plug	2.09	1.74	1.58
177-3104	G	27-9101	31-320-RFX	73104	58, 141	Crimp/Crimp	Straight plug	1.56	1.30	1.18
177-3105	G	27-9100	31-321-RFX	73105	59, 62	Crimp/Crimp	Straight plug	2.14	1.78	1.62

Bulkhead Receptacles

For quantities greater than listed, call for quote.

MOUSER STOCK NO.	Fig.	Competitive Equivalent Aim	Amphenol	Molex	Termination	Description	Price Each 1	25	100
177-3115	H	27-8461	31-10-RFX	73115	Solder	Isolated bulkhead recep.	2.97	2.38	1.95

PCB Receptacles

For quantities greater than listed, call for quote.

MOUSER STOCK NO.	Fig.	Competitive Equivalent Molex	Termination	Description	Price Each 1	25	100
177-3138	I	73138	Right angle PCB	PCB receptacle	1.92	1.60	1.46
161-9317	J	73133	Vertical PCB	PCB receptacle	3.02	2.52	2.28

Adaptors

For quantities greater than listed, call for quote.

MOUSER STOCK NO.	Fig.	Competitive Equivalent Aim	Amphenol	Molex	Termination	Description	Price Each 1	25	100
177-3148	K	27-8140	31-208-RFX	73148	Jack to plug to jack	Tee adaptor	3.97	3.49	2.86

Terminator

For quantities greater than listed, call for quote.

MOUSER STOCK NO.	Fig.	Competitive Equivalent Aim	Amphenol	Molex	Description	Price Each 1	25	100
177-3161	L	27-9008	46650-51-RFX	73161	50Ω 1/2W terminator	3.19	2.86	2.42

BNC Installation Wrench

MOUSER STOCK NO.	Fig.	Description	Price Each
382-3200	M	BNC connector wrench with alignment indicator	20.93

JOHNSON Components SMA/SMB TYPE CONNECTORS

MEETS MIL SPECS

(SMA / SMB Types)

Cable Groups:

A = RG-161/U, RG-174/U, RG-179/U
RG-187/U, RG-188/U, RG-316/U

B = RG-402
C = RC-58/U, RG-141/U

SMA Types 50Ω 0-18 GHz

For quantities greater than listed, call for quote.

MOUSER STOCK NO.	Fig.	Description	Contacts	Cable Group	Price Each 1	10	50
530-142-0203-011	N	Straight clamp type plug	Gold	A	11.76	10.37	8.85
530-142-0203-101	O	Flexible cable right angle clamp type plug	Gold	A	10.40	9.15	7.80
530-142-0694-016	P	Semi-rigid straight cable plug, w/o contact	Nickel	B	1.32	1.14	.95
530-142-0701-411	Q	Bulkhead jack front mount	Gold	-	6.94	6.12	5.04
530-142-0701-406	Q	Rear mount bulkhead jack	Nickel	-	5.68	5.00	4.16
530-142-0701-401	R	Rear mount bulkhead jack	Gold	-	6.02	5.31	4.38
530-142-0701-211	S	PC jack receptacle	Gold	-	7.10	6.25	5.18
530-142-0701-321	T	Right angle PC jack	Gold	-	10.70	9.42	7.81
530-142-0701-326	T	Right angle PC jack	Nickel	-	10.00	8.80	7.30
530-142-0403-011	U	Straight crimp type plug	Gold	A	6.18	5.46	4.65
530-142-0407-016	U	Straight crimp type plug	Nickel	C	5.60	4.93	4.20

SMB Types 50Ω 0-4 GHz

For quantities greater than listed, call for quote.

MOUSER STOCK NO.	Fig.	Description	Contacts	Price Each 1	10	50
530-131-1701-206	V	Straight PC jack	Nickel	2.14	1.93	1.71

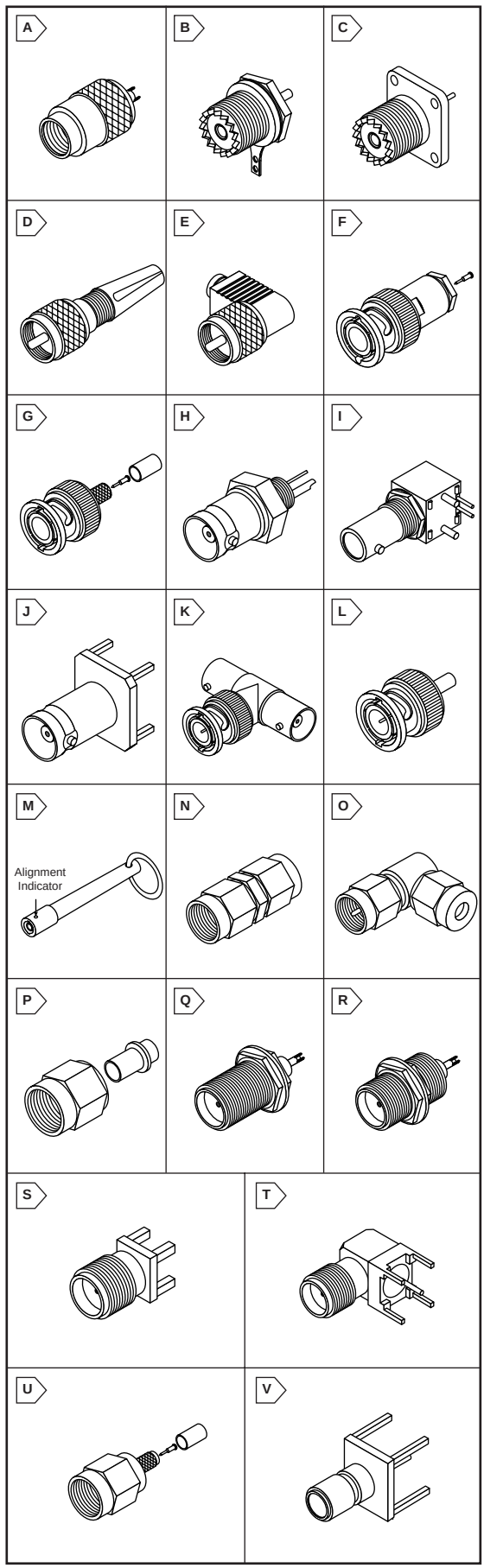

AMP Fiber Optic Products

CONNECTORS

For quantities greater than listed, call for quote.

MOUSER STOCK NO.	Fig.	Style	Ferrule Type	Fiber Size (µm)	Mode	Boot Type/Color	Price Each 1	25	50
571-15015053	A	FC	- - -	126	Single	Long/Yellow	16.13	- - -	- - -
571-5020151	B	FDDI (FSD)	Ceramic	125	Multi	- - -	19.44	18.23	17.62
571-5010031	C	905 FSMA I	- - -	125	Multi	- - -	8.86	7.97	7.17
571-5010032	C	905 FSMA I	- - -	140	Multi	- - -	8.86	7.97	7.17
571-5040141	D	906 FSMA II	- - -	125	Multi	- - -	9.95	9.33	9.02
571-15040140	D	906 FSMA II	- - -	140	Multi	- - -	9.95	9.33	9.02
571-5028822	E	SC	Zirconia	126	Single	Long/Blue	13.15	- - -	- - -
571-5013801	F	ST	Ceramic	125	Multi	Long/Black	8.26	7.43	6.69
571-5013806	F	ST	Ceramic	140	Multi	Long/Black	8.26	7.43	6.69
571-5025792	F	ST	Ceramic	126	Single	Long/Yellow	12.16	11.40	11.02
571-5034151	G	ST	Polymer	125	Multi	Short/Black	3.79	3.56	3.44
571-5040341	H	XTC	St. steel	125	Multi	Long/Black	9.52	8.93	8.63
571-5040343	H	XTC	St. steel	140	Multi	Long/Black	10.72	10.05	9.72
571-5040001	H	XTC	Ceramic	126	Single	Long/Black	25.31	23.73	22.94

RECEPTACLES

For quantities greater than listed, call for quote.

MOUSER STOCK NO.	Fig.	Style	Type	Body	Price Each 1	25	50
571-5015062	I	FC	Coupling	Nickel	10.82	10.14	9.80
571-5010491	J	FSMA	Coupling	Stainless steel	10.75	10.08	9.74
571-5010551	K	FSMA	Active device	Stainless steel	10.85	10.17	9.83
571-5026328	L	SC	Coupling	Blue	13.44	12.10	10.89
571-5040211	M	ST	Coupling	Nickel	6.29	6.16	5.60
571-5014741	N	ST	Active device	Nickel	6.10	5.72	5.52

HYBRID ADAPTORS

MOUSER STOCK NO.	Fig.	Style	Sleeve Alignment	Color	Price Each 1	25	50	100
571-5027814	O	SC to FC	Ceramic	Black	18.32	17.31	16.29	15.27
571-5027824	P	FC to ST	Ceramic	Black	18.32	17.31	16.29	15.27
571-5027804	Q	SC to ST	Ceramic	Black	18.32	17.31	16.29	15.27

CABLE ASSEMBLIES

MOUSER STOCK NO.	Fig.	Description	Length	No. of Fibers	Price Each 1	5	10	20
Multimode								
571-5021441	R	ST/ST	1 meter	1	32.16	30.15	29.15	28.14
571-5021251	S	FDDI/ST	1 meter	2	70.93	66.50	64.28	62.06
571-5021221	T	FDDI/FDDI	1 meter	2	75.36	70.65	68.30	65.94
571-5021491	U	FSMA/FSMA	1 meter	1	32.50	30.47	29.45	28.43
Singlemode								
571-5018685	V	FC/FC	1 meter	1	41.90	39.29	37.98	36.67
571-5031661	W	SC/SC	1 meter	1	40.30	37.79	36.53	35.27

CONSUMABLES

For quantities greater than listed, call for quote.

MOUSER STOCK NO.	Description	Price Each
571-5014733	Epoxy applicator syringes	.82
571-5024181	General purpose epoxy	29.26
571-2284338	Package of 10, 8 1/2" x 11" sheets polishing film, 5µ	14.25
571-2284337	Package of 10, 8 1/2" x 11" sheets polishing film, 1µ	14.25
571-2284335	Package of 10, 8 1/2" x 11" sheets polishing film, .3µ	14.25

LIGHT CRIMP XTC STYLE TERMINATION KIT

For quantities greater than listed, call for quote.

MOUSER STOCK NO.	Description	Price Each
571-5031251	Includes: carrying case, tray, polishing plate, hand tool, cable stripper, scissors, .3µm and 5µm lapping film, .008 and .010 fiber strippers, 10 sheets of each type of polishing film, foam pad, case label, parts label, cleave tool, polishing pad, metal and black plactic polishing bushings, and cable prep template.	724.09

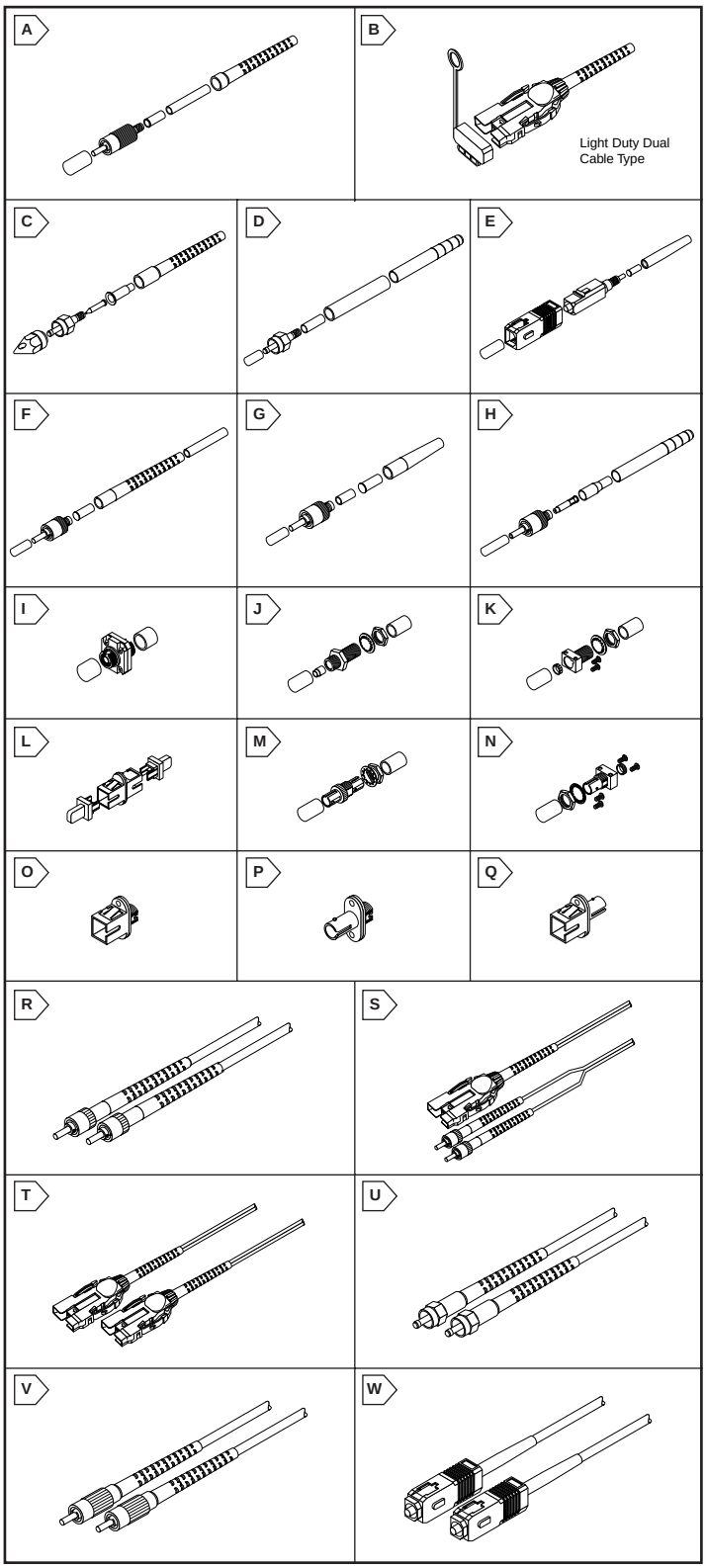

FIBER OPTIC CABLE

1 = Measured in dB/Km
2 = Measured in MHz-Km

All cable premium proof test rated fiber of 100Kpsi

For quantities greater than listed, call for quote.

Fiber Size (µm)	Description	Jacket Color	Atten[1] (max) 850nm	Atten[1] (max) 1300nm	Bandwidth[2] (max) 850nm	Bandwidth[2] (min) 1300nm	MOUSER STOCK NO.	Price Per Meter 1	15	30	MOUSER STOCK NO.	Price Per 100 Meter Reel
50/125	Single-Riser	Black	3.5	2.0	400	400	571-5020821	1.73	1.57	1.43	571-5020821/REEL	129.60
62.5/125	Single-Riser	Black	3.5	1.5	160	500	571-5020831	2.08	1.89	1.72	- - - - - - - - - - - - -	- - - - -
Single mode	Single-Riser	Yellow	- - -	1.0	- - -	- - -	571-5015301	1.83	1.66	1.51	571-5015301/REEL	137.60

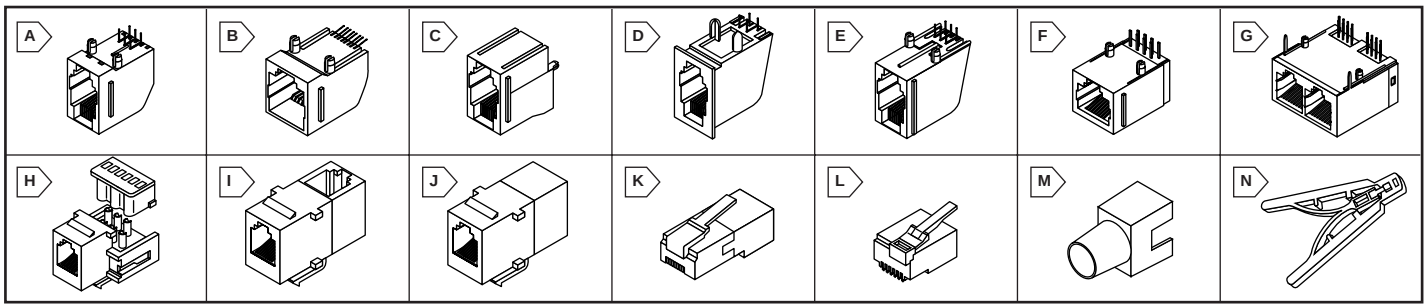

PCB MODULAR JACKS

E81956

Through Hole Low Profile, Side Entry, Unshielded

† Keyed ✻ With shields

MOUSER STOCK NO.	Fig.	Position-Contacts	Price Each 1	10	100	500
With Panel Stops						
571-5551632	A	6-4	.98	.81	.69	.60
571-5551631	A	6-6	.98	.81	.69	.60
571-5551621	A	8-8	1.04	.86	.73	.63
† 571-5551661	A	8-8K	1.04	.86	.73	.63
Without Panel Stops						
571-5551652	A	6-4	.93	.77	.71	.59
571-5551651	A	6-6	.93	.77	.71	.59
571-5551641	A	8-8	.98	.82	.75	.62
† 571-5551671	A	8-8K	.98	.82	.75	.62

Through-Hole, Low Profile, Shielded, Side Entry

PCB Ground						
571-5551542	A	6-4	1.20	1.00	.77	.74
571-5551541	A	6-6	1.45	1.21	1.10	1.00
571-5551531	A	8-8	1.51	1.26	1.14	1.04
571-5565911	A	8-8K	1.54	1.28	.98	.90
Panel Ground						
571-5551402	A	6-4	1.37	1.14	.88	.80
571-5551401	A	6-6	1.37	1.14	.88	.80
571-5551411	A	8-8	1.46	1.22	.94	.86

Surface Mount, Low Profile, Side Entry, Unshielded

• CSA Certified and UL Listed

With Panel Stops						
571-5550772	B	6-4	1.43	1.19	1.09	.90
571-5550771	B	6-6	1.43	1.19	1.09	.90
571-5552481	B	8-8	4.07	3.39	3.12	2.58
†✻ 571-5581781	B	8-8K	2.06	1.72	1.58	1.31
✻ 571-5550781	B	8-8K	1.53	1.27	1.17	.97
Without Panel Stops						
571-5557641	B	8-8	4.07	3.39	3.12	2.58

Through-Hole, Unshielded, Top Entry

With Panel Stops						
571-5202572	C	4-4	.84	.70	.65	.53
571-5202582	C	6-4	.89	.73	.62	.54
571-5202583	C	6-6	.89	.73	.62	.54
571-5202594	C	8-8	.94	.78	.65	.57
† 571-5202604	C	8-8K	.94	.78	.65	.57
Without Panel Stops						
571-5204252	C	6-4	.92	.76	.70	.58
571-5204253	C	6-6	.92	.76	.70	.58
571-5564161	C	8-8	.92	.76	.70	.58
† 571-5557991	C	8-8K	1.23	1.03	.94	.78

Through-Hole, Shielded, Top Entry w/Panel Stops

571-5579691	C	8-8	1.38	1.15	1.06	.87

Through-Hole, Side Entry with Center Latch

Flanged						
571-5202412	D	4-4	.80	.67	.62	.51
571-5202422	D	6-4	.84	.70	.65	.53
571-5202423	D	6-6	.84	.70	.65	.53
571-5202434	D	8-8	.90	.75	.69	.57
† 571-5202444	D	8-8K	.90	.75	.69	.57
With Panel Stops						
571-5202492	E	4-4	.84	.70	.65	.53
571-5202501	E	6-2	.84	.70	.65	.53
571-5202502	E	6-4	.89	.73	.62	.54
571-5202503	E	6-6	.89	.73	.62	.54
571-5202514	E	8-8	.94	.78	.65	.57
† 571-5202524	E	8-8K	.94	.78	.65	.57
Without Panel Stops						
571-5559801	E	4-4	.84	.70	.65	.53
571-5559791	E	6-4	.84	.70	.65	.53
571-5204703	E	6-6	.92	.76	.70	.58
571-5204264	E	8-6	.97	.80	.74	.61
571-5545171	E	8-8	.97	.80	.74	.61

SIDE ENTRY PCB MODULAR JACKS

High Performance

† Keyed

For quantities greater than listed, call for quote.

MOUSER STOCK NO.	Fig.	Position-Contacts	No. of Ports	Price Each 1	10	100
Shielded, PCB Ground						
571-5583421	F	8-8	1	3.03	2.53	2.32
571-5585031	F	8-8	4	10.56	8.80	8.10
571-5585041	F	8-8	6	15.81	13.81	12.12
571-5585051	F	8-8	8	21.06	17.55	16.15
Shielded, Panel Ground						
571-5583441	F	8-8	1	3.03	2.53	2.32
571-5585241	F	8-8	4	10.56	8.80	8.10
571-5585251	F	8-8	6	15.81	13.18	12.12
571-5585261	F	8-8	8	21.06	17.55	16.15
Unshielded, with Panel Stops						
571-5583431	F	8-8	1	1.95	1.63	1.50
Unshielded, without Panel Stops						
571-5583411	F	8-8	1	1.95	1.63	1.50
571-5585001	F	8-8	4	8.49	7.08	6.51
571-5585011	F	8-8	6	12.75	10.63	9.78
571-5585021	F	8-8	8	17.04	14.20	13.06

Through-Hole, Low Profile

For quantities greater than listed, call for quote.

Unshielded, without Panel stops						
571-5577851	F	8-8	1	1.38	1.15	1.06
571-5580651	F	10-10	1	2.36	1.97	1.81
† 571-5580661	F	10-10K	1	2.36	1.97	1.81
571-5575601	F	8-8	2	2.60	2.15	1.93
571-5575611	F	8-8	3	3.91	3.23	2.90
571-5575621	F	8-8	4	5.22	4.31	3.89
571-5575631	F	8-8	5	6.30	5.25	4.83
571-5575641	F	8-8	6	7.59	6.33	5.82
571-5575651	F	8-8	7	8.82	7.35	6.76
571-5575661	F	8-8	8	10.11	8.43	7.75
Shielded, PCB Ground						
571-5580671	G	10-10	1	3.76	3.13	2.88
† 571-5580681	G	10-8K	1	3.76	3.13	2.88
571-5575701	G	8-8	2	4.58	3.78	3.40
571-5575711	G	8-8	4	6.46	5.34	4.81
571-5575721	G	8-8	6	9.42	7.85	7.22
571-5575731	G	8-8	8	12.54	10.45	9.61
Shielded, Panel Ground						
571-5577871	G	8-8	1	2.13	1.78	1.63
571-5580701	G	10-10	1	3.76	3.13	2.88
571-5575702	G	8-8	2	4.44	3.70	3.40
571-5575712	G	8-8	4	6.27	5.23	4.81
571-5575723	G	8-8	6	9.42	7.85	7.22
571-5575732	G	8-8	8	12.54	10.45	9.61

MODULAR TELEPHONE KEYSTONE JACKS

For quantities greater than listed, call for quote.

MOUSER STOCK NO.	Fig.	No. of Pairs	Wire Range	Price Each 1	10	100
571-5539831	H	3	22	7.11	5.93	5.45
571-5545461	H	4	22	7.32	6.10	5.61
571-5541711	H	3	22-26	7.02	5.85	5.38
571-5545781	H	4	22-26	7.20	6.00	5.52

MODULAR COUPLERS

MOUSER STOCK NO.	Fig.	No. of Positions	Price Each 1	10	100	500
Right Angle						
571-5550491	I	6	5.70	4.75	4.37	3.61
571-5550511	I	8	5.97	4.98	4.58	3.78
In-Line						
571-5550501	J	6	5.61	4.68	4.30	3.55
571-5550521	J	8	5.70	4.75	4.37	3.61

MODULAR PLUGS

• CSA Certified and UL Listed

† Keyed (SC) = sm. conductor (L) = long body

✻✻ Designed for small conductor wire .029-.034 dia.

MOUSER STOCK NO.	Fig.	Position-Contacts	Price Each 1	10	100	500
Unshielded, for Flat Oval Solid Cable						
571-55563843	K	6-4	.40	.34	.31	.26
571-5550423	K	6-6	.40	.34	.31	.26
✻✻ 571-55579703	K	6-6 (SC)	.35	.29	.27	.22
571-55554263	K	6-6 (L)	.79	.66	.61	.50
571-5547203	K	8-8	.82	.68	.57	.50
Unshielded, for Flat Oval Stranded Cable						
571-6413343	K	4-4	.28	.23	.21	.18
571-6413353	K	6-4	.28	.23	.21	.18
571-6413373	K	6-6	.28	.23	.21	.18
571-55551763	K	6-6 (L)	.75	.62	.57	.47
571-5547393	K	8-8	.76	.64	.53	.47
† 571-5547433	K	8-8K	.76	.64	.53	.47
Unshielded, for Round Solid Cable						
571-55573153	K	8-8	.76	.63	.58	.48
Unshielded, for Round Stranded Cable						
571-55547103	K	6-6	.37	.31	.28	.23
571-55551773	K	6-6 (L)	.75	.62	.57	.47
571-5541693	K	8-8	.77	.63	.53	.47
† 571-5541703	K	8-8	.77	.63	.53	.47
Shielded, for Flat Oval Cable						
571-5551742	K	6-6 (L)	1.98	1.65	1.52	1.25
571-55695423	K	8-8	2.40	2.00	1.84	1.52
Shielded, for Round Stranded Cable						
571-5551753	K	6-6 (L)	2.17	1.81	1.66	1.37
571-55695323	K	8-8 (L)	2.40	2.00	1.84	1.52
Shielded, for Round Solid Cable						
571-5569853	K	8-8	2.40	2.00	1.84	1.52
Shielded, for Flat Oval Cable with Offset Latch						
571-55552372	L	6-6	.83	.69	.63	.52

"CATEGORY 5" MODULAR PLUGS

High Performance

Unshielded, for Round Stranded Cable						
571-5558530-3	K	8-8	1.02	.85	.78	.65
Unshielded, for Round Solid Cable						
571-5569278-3	K	8-8	1.10	.91	.84	.69
Shielded, for Round Stranded Cable						
571-55695523	K	8-8	2.52	2.10	1.94	1.60
Shielded, for Round Solid Cable						
571-55695503	K	8-8	2.70	2.25	2.07	1.71

CABLE BOOTS

MOUSER STOCK NO.	Fig.	Color	Price Each 1	10	100	500
571-5582111	M	Black	.66	.55	.51	.42
571-5582112	M	Almond	.66	.55	.51	.42
571-5582113	M	Red	.66	.55	.51	.42
571-5582114	M	Green	.66	.55	.51	.42
571-5582115	M	Blue	.66	.55	.51	.42
571-5582116	M	Yellow	.66	.55	.51	.42
571-5582117	M	Orange	.66	.55	.51	.42
571-5582118	M	White	.66	.55	.51	.42
571-5582119	M	Violet	.66	.55	.51	.42

ECONOMY MODULAR CRIMPING TOOL

See Page 326 for a Full Line of Crimping Tools

• Strips and terminates cable • Light weight

MOUSER STOCK NO.	Fig.	Description	Price Each
571-2316481	N	For 2, 4, and 6-position plugs	24.95
571-2316491	N	For 4-position handset plugs	24.95

Modular Plugs and Jacks

MODULAR PLUGS

(Types marked with † meet the requirements of FCC 68.5 Document 47 Subpart F and UL 1863)

† E147997

For quantities greater than listed, call for quote.

MOUSER STOCK NO.	Fig.	USOC Type	Positions-Contacts	Western Electric Type ✻	Material	Color	Price Each 1	10	100
† 154-UL6164	A	Handset	4-4	616	50 micron gold plate contacts	Clear	.23	.19	.16
154-7616	A	Handset	4-4	616	6 micron gold plate contacts	Clear	.21	.17	.14
† 154-UL6234	A	RJ11	6-4	623	50 micron gold plate contacts	Clear	.23	.19	.16
154-7623-4	A	RJ11	6-4	623	6 micron gold plate contacts	Clear	.21	.17	.14
† 154-UL6236	A	RJ12	6-6	623	50 micron gold plate contacts	Clear	.28	.23	.19
154-7623-6	A	RJ12	6-6	623	6 micron gold plate contacts	Clear	.25	.21	.17
154-523B6	B	RJ12	6-6	523B6	6 micron gold plate contacts	Gray	2.39	1.99	1.82
† 154-UL6418	A	RJ45	8-8	641	50 micron gold plate contacts	Clear	.75	.60	.52
154-7641	A	RJ45	8-8	641	6 micron gold plate contacts	Clear	.68	.54	.47

MODULAR JACKS WITH 4" WIRE LEADS

(Types marked with † meet the requirements of FCC 68.5 Document 47 Subpart F and UL 1863)

† E147997

For quantities greater than listed, call for quote.

MOUSER STOCK NO.	Fig.	USOC Type	Positions-Contacts	Western Electric Type ✻	Material	Color	Price Each 1	10	100
† 154-UL616B	C	Handset	4-4	616B	50 micron gold plate contacts	Gray	1.28	1.19	1.10
154-7616B	C	Handset	4-4	616B	6 micron gold plate contacts	Gray	1.39	1.15	.95
154-7616C	D	Handset	4-4	616C	6 micron gold plate contacts	Gray	1.39	1.15	.95
154-7616D	E	Handset	4-4	616D	6 micron gold plate contacts	Gray	1.39	1.15	.95
† 154-UL616M	F	Handset	4-4	616M	50 micron gold plate contacts	Gray	1.28	1.19	1.10
154-7616M	F	Handset	4-4	616M	6 micron gold plate contacts	Gray	1.39	1.15	.95
154-616P	G	Handset	4-4	616P	6 micron gold plate contacts	Gray	1.39	1.15	.95
154-7616T	H	Handset	4-4	616T	6 micron gold plate contacts	Gray	1.39	1.15	.95
† 154-UL616W	I	Handset	4-4	616W	50 micron gold plate contacts	Gray	1.28	1.19	1.10
154-7616W	I	Handset	4-4	616W	6 micron gold plate contacts	Gray	1.39	1.15	.95
154-7623D4	J	RJ11	6-4	623D4	6 micron gold plate contacts	Gray	1.39	1.15	.95
154-7623D6	J	RJ12	6-6	623D6	6 micron gold plate contacts	Gray	1.18	.91	.83
† 154-UL623K4	K	RJ11	6-4	623K4	50 micron gold plate contacts	Gray	1.33	1.25	1.14
154-7623K4	K	RJ11	6-4	623K4	6 micron gold plate contacts	Gray	1.39	1.15	.95
† 154-UL623K6	K	RJ12	6-6	623K6	50 micron gold plate contacts	Gray	1.63	1.53	1.40
154-7623K6	K	RJ12	6-6	623K6	6 micron gold plate contacts	Gray	1.42	1.17	.97
† 154-UL623P	L	RJ12	6-6	623P	50 micron gold plate contacts	Gray	1.70	1.60	1.46
154-7623P4	L	RJ11	6-4	623P4	6 micron gold plate contacts	Gray	1.39	1.15	.95
154-7623P6	L	RJ12	6-6	623P6	6 micron gold plate contacts	Gray	.90	.69	.63
154-623T4	M	RJ11	6-4	623T4	6 micron gold plate contacts	Gray	1.39	1.15	.95
154-2009	M	RJ12	6-6	623T6	6 micron gold plate contacts	Gray	1.05	.81	.74
154-7652A4	N	RJ11	6-4	652A4	6 micron gold plate contacts	Gray	1.09	.83	.76
154-7652A6	N	RJ12	6-6	652A6	6 micron gold plate contacts	Gray	1.29	1.09	.99
† 154-UL641D	O	RJ45	8-8	641D	50 micron gold plate contacts	Gray	2.76	2.59	2.37
154-7641D	O	RJ45	8-8	641D	6 micron gold plate contacts	Gray	1.27	1.06	.96
154-647	O	RJ45	8-8K	647	6 micron gold plate contacts	Gray	1.69	1.42	1.29

MODULAR JACKS WITH PCB LEADS

(Types marked with † meet the requirements of FCC 68.5 Document 47 Subpart F and UL 1863)

† E157358(N)

- Glass filled nylon

For quantities greater than listed, call for quote.

MOUSER STOCK NO.	Fig.	USOC Type	Positions-Contacts	Western Electric Type ✻	Material	Color	Price Each 1	10	100
† 154-UL616PCB	P	Handset	4-4	616PCB	50 micron gold plate contacts	Gray	.83	.68	.57
† 154-UL6441	Q	Handset	4-4	616PCB	50 micron gold plate contacts	Black	.83	.68	.57
† 154-UL6442	R	Handset	4-4	616PCB	50 micron gold plate contacts	Black	.83	.68	.57
† 154-UL6443	S	Handset	4-4	616PCB	50 micron gold plate contacts	Black	1.22	1.13	.98
154-7616PCB	P	Handset	4-4	616PCB	6 micron gold plate contacts	Gray	.75	.61	.51
† 154-UL623-4PCB	P	RJ11	6-4	623PCB	50 micron gold plate contacts	Gray	.87	.71	.60
† 154-UL623-6PCB	P	RJ12	6-6	623PCB	50 micron gold plate contacts	Gray	.88	.72	.61
154-7623PCB	P	RJ12	6-6	623PCB	6 micron gold plate contacts	Gray	.79	.65	.55
† 154-UL6641	Q	RJ11	6-4	623PCB	50 micron gold plate contacts	Black	.87	.71	.60
† 154-UL6661	Q	RJ12	6-6	623PCB	50 micron gold plate contacts	Black	.88	.72	.61
† 154-UL6642	R	RJ11	6-4	623PCB	50 micron gold plate contacts	Black	.87	.71	.60
† 154-UL6662	R	RJ12	6-6	623PCB	50 micron gold plate contacts	Black	.88	.72	.61
† 154-UL6643	S	RJ11	6-4	623PCB	50 micron gold plate contacts	Black	1.22	1.13	.96
† 154-UL6663	S	RJ12	6-6	623PCB	50 micron gold plate contacts	Black	.97	.80	.68
† 154-UL6881	Q	RJ45	8-8	641PCB	50 micron gold plate contacts	Black	.93	.77	.64
† 154-UL6882	R	RJ45	8-8	641PCB	50 micron gold plate contacts	Black	.93	.77	.64
† 154-UL6883	S	RJ45	8-8	641PCB	50 micron gold plate contacts	Black	1.03	.85	.72
154-7641PCB	T	RJ45	8-8	641PCB	6 micron gold plate contacts	Gray	.84	.70	.58

MODULAR JACKS FOR SURFACE MOUNT

(Types marked with † meet the requirements of FCC 68.5 Document 47 Subpart F and UL 1863)

† E157358(N)

- Glass filled nylon

For quantities greater than listed, call for quote.

MOUSER STOCK NO.	Fig.	USOC Type	Positions-Contacts	Western Electric Type ✻	Material	Color	Price Each 1	10	100
† 154-UL6444	U	Handset	4-4	616SMD	50 micron gold plate contacts	Black	1.07	.89	.74
† 154-UL6644	U	RJ11	6-4	623SMD	50 micron gold plate contacts	Black	1.07	.89	.74
† 154-UL6664	U	RJ12	6-6	623SMD	50 micron gold plate contacts	Black	1.07	.89	.74
† 154-UL6884	U	RJ45	8-8	641SMD	50 micron gold plate contacts	Black	3.06	2.55	2.12

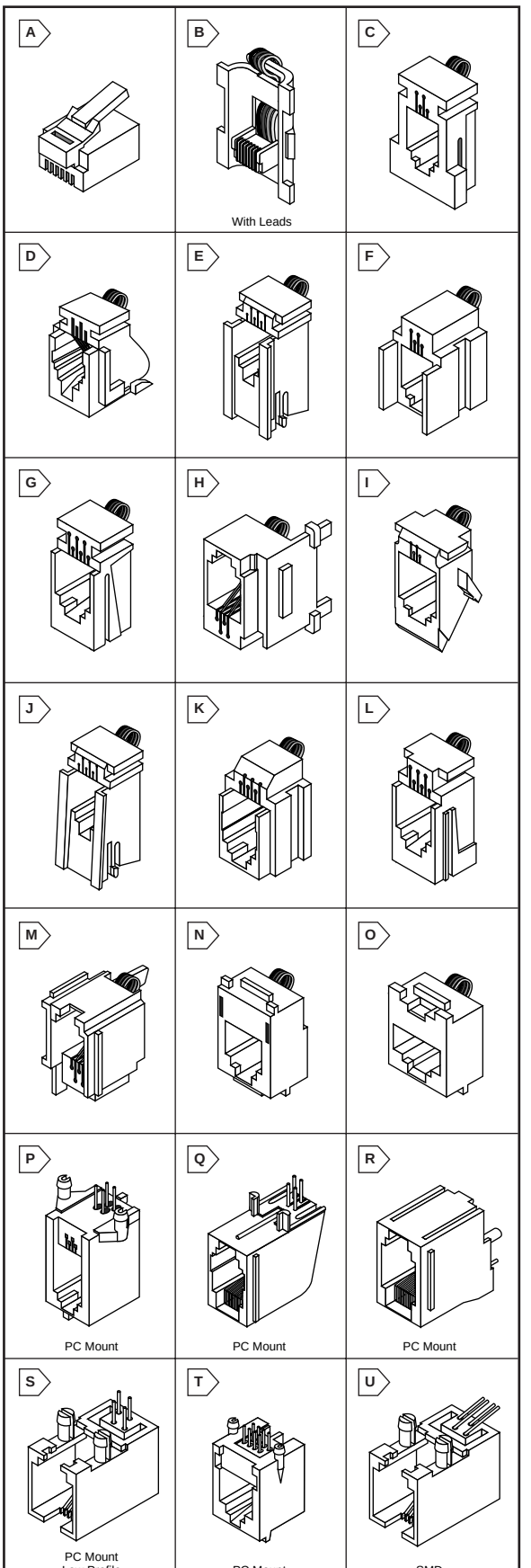

✻ 616 Type - 4 conductor for handset to telephone use; 623 type - 4 or 6 conductor for telephone to wall use; 641 type - 8 conductor for telephone to wall or modern dialer use.

Modular Connectors, Cable, and Accessories

MODULAR TELEPHONE GANGED JACKS

The ganged jack, originally developed as a labor and space saving jack for OEM use, now has found extensive use in many new product designs. Modems, answering machines, and office equipment are but a few of the many potential applications.

Features:

- Western Electric 623/RJ11 PCB type
- 4 or 6 contacts
- 2-8 gang assemblies
- Color: gray
- Meets the requirements of FCC/CFR 47 part 68

Specifications:

- 50 micron gold plated contacts
- UL 94V-0 (25% glass filled nylon 66)

PC Mounting

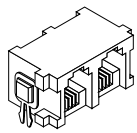

(2 Gang Illustrated)

6 Positions 4 Contacts

MOUSER STOCK NO.	Gang	Price Each			
		1	10	100	500
154-6412	2	2.79	2.55	2.32	Call For Quote
154-6413	3	3.53	3.24	2.95	
154-6414	4	4.53	4.15	3.77	
154-6405	5	5.95	5.41	4.86	
154-6407	7	8.14	7.40	6.66	

6 Positions 6 Contacts

MOUSER STOCK NO.	Gang	Price Each			
		1	10	100	500
154-6612	2	3.22	2.95	2.68	Call For Quote
154-6613	3	4.57	4.19	3.81	
154-6614	4	5.92	5.42	4.93	
154-6605	5	7.32	6.65	5.99	
154-6606	6	8.69	7.90	7.11	
154-6607	7	10.10	9.19	8.27	
154-6608	8	12.79	11.63	10.47	

MODULAR PLUGS AND ACCESSORIES

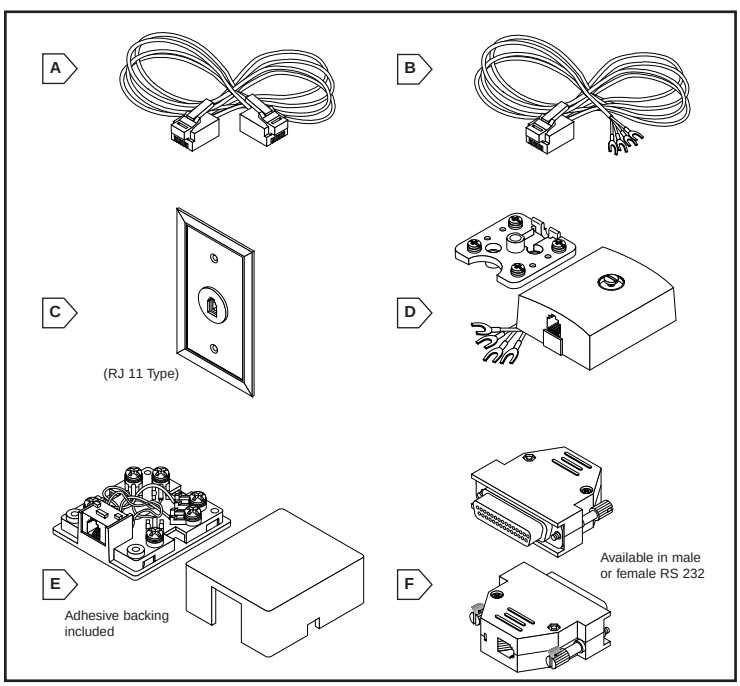

Features:

- Contacts: 6 micro inch gold plated-phosphor bronze
- Housing material: ABS and polycarbonate
- 4-conductor, color-coded wiring
- Jacket insulation: PVC
- Ivory color
- Leads: 26 AWG, 7 strand

Modular Cables

For quantities greater than listed, call for quote.

MOUSER STOCK NO.	Fig.	Western Electric Type	Cable Lth. (ft.)	Description	Price Each		
					1	10	100
154-3001	A	D4BU-7	7	6P/4C plug to 6P/4C plug	2.09	1.60	1.46
154-3002	A	D4BU-15	15	6P/4C plug to 6P/4C Plug	2.65	2.03	1.85
154-3003	B	D4QK-7	7	6P/4C plug to 4 spade term	1.35	1.20	1.06
154-1001	B	D6QK-7	7	6P/6C plug to 6 spade term	2.45	2.04	1.85
154-3005	B	D8AB-07-87	7	8P/8C plug to 8 spade term	3.58	2.98	2.71

Modular Jack Plates

MOUSER STOCK NO.	Fig.	Western Electric Type	Description	Price Each			
				1	10	100	500
154-3006	C	625B4-4	6P/4C plate/modular jack	1.89	1.69	1.39	Call For Quote
154-3007	D	625A4	6P/4C surface mount jack	3.99	3.06	2.79	
154-3008	E	625BS-6	6P/6C surface mount jack	2.58	2.15	1.95	
154-3009	E	635	8P/8C surface mount jack	3.48	2.90	2.64	

RS232/Modular Jack Adaptors

Allows the use of low cost 4, 6, or 8 conductor modular cables between computers and peripherals.

MOUSER STOCK NO.	Fig.	Description		Price Each			
				1	5	10	20
154-2566M	F	Male	6P/6C	6.25	5.63	4.99	Call For Quote
154-2566F	F	Female	6P/6C	6.25	5.63	4.99	
154-2588M	F	Male	8P/8C	7.16	6.44	5.79	
154-2588F	F	Female	8P/8C	7.16	6.44	5.79	

MODULAR CRIMPING TOOLS

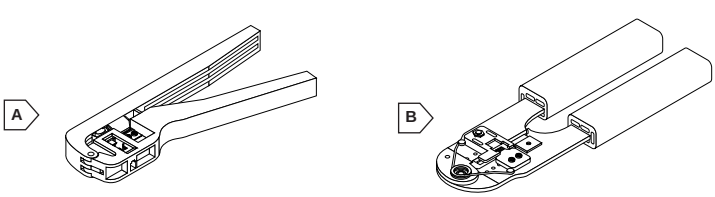

Modular Plug Crimping Tool

Heavy Duty, Modular Plug Crimping Tool

Crimping Tools For Modular Connectors

MOUSER STOCK NO.	Fig.	Type of Use	Price Each			
			1	5	10	25
382-8100	A	6P/4C and 4P/4C modular plugs	7.99	6.99	5.49	Call

MOUSER STOCK NO.	Fig.	Type of Use	Price Each	
			1	5
556-WS23B	B	6P/4C and 6P/6C modular plugs	13.99	12.59
556-WS24B	B	8P/8C modular plugs	15.99	14.39

FLAT MODULAR TELEPHONE AND DATA CABLE

This modular telephone cable is UL Recognized. It is available in 4, 6, and 8 conductor in three colors: silver satin, black and white. It is sold in 1000' spools or "By The Foot". "By The Foot" orders will be shipped in a simple continuous coil of the number of feet ordered.

Features:

- Available in black, white or silver satin
- Tinned copper conductors prevent corrosion
- Compatible with all USOC modular plugs

Specifications:

- 26 AWG, 7 x 34 stranding
- Conductors are USOC color coded
- PVC jacket
- UL Recognized by Underwriter's Laboratories Inc.®

Now available in silver, black, and white

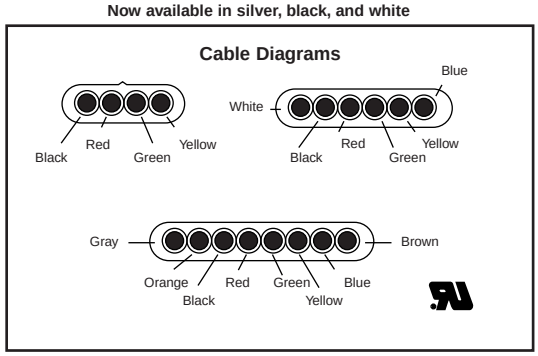

By The Foot / By The 1000' Spool

MOUSER STOCK NO.	No. of Conductors	Color	Price Per Foot				SPOOL STOCK NO.	Price Per 1000' Spool			
			1	50	100	250		1	5	10	25
172-UL4010-FT	4	Silver Satin	.12	.076	.063	.061	172-UL4010	52.55	47.82	43.50	42.00
172-UL6010-FT	6	Silver Satin	.18	.116	.090	.087	172-UL6010	68.02	61.90	56.33	55.60
172-UL8010-FT	8	Silver Satin	.25	.160	.129	.125	172-UL8010	92.09	83.80	72.26	71.79
172-UL4110-FT	4	Black	.12	.076	.063	.061	172-UL4110	52.55	47.82	43.50	42.00
172-UL6110-FT	6	Black	.18	.116	.090	.087	172-UL6110	68.02	61.90	56.33	55.60
172-UL8110-FT	8	Black	.25	.160	.129	.125	172-UL8110	92.09	83.80	72.26	71.79
172-UL4210-FT	4	White	.12	.076	.063	.061	172-UL4210	52.55	47.82	43.50	42.00
172-UL6210-FT	6	White	.18	.116	.090	.087	172-UL6210	68.02	61.90	56.33	55.60
172-UL8210-FT	8	White	.25	.160	.129	.125	172-UL8210	92.09	83.80	72.26	71.79

INFO TAP QUICKPORT™ SIX-PORT WALLPLATES

Houses six InfoTap Snap-In Modules, which you select and snap in. The snap-in jacks are individually terminated using IDCs with punchdown caps for quick installation. UL listed, meets FCC Part 68 requirements, and NEC Article 800.

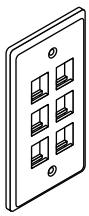

MOUSER STOCK NO.	Color	Price Each		
		1	10	50
503-41080-6IP	Ivory	1.92	1.80	Call For Quote
503-41080-6WP	White	1.92	1.80	
503-41080-6GP	Gray	1.92	1.80	
503-41080-6BP	Brown	1.92	1.80	
503-41080-6EP	Black	1.92	1.80	

INFO TAP TR PLUS®

(For Standard Duplex Wallplates)

Provides mounting for any combination of Token Ring connectors in a standard wall box with a standard wallplate. Meets FCC part 68 requirements.

- Includes blank bracket, no jacks

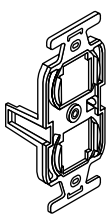

MOUSER STOCK NO.	Color	Price Each		
		1	10	20
503-41070-I	Ivory	4.32	4.05	Call For Quote
503-41070-W	White	4.32	4.05	
503-41070-G	Gray	4.32	4.05	

INFO TAP DECORA PLUS®

Allows field installation of up to two InfoTap® Snap-In modules. Meets FCC part 68 requirements.

- Includes blank bracket, no jacks

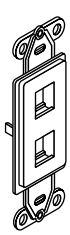

MOUSER STOCK NO.	Color	Price Each		
		1	10	20
503-41642-I	Ivory	3.74	3.51	Call For Quote
503-41642-W	White	3.74	3.51	
503-41642-GY	Gray	3.74	3.51	
503-41642-B	Brown	3.74	3.51	
503-41642-E	Black	3.74	3.51	

WEATHER RESISTANT COVERS

Features:

- Backed by Leviton's limited two-year warranty
- Easy-grip self-closing covers with durable, non-corrosive stainless steel springs
- Color: Gray
- Mounting screw and rubber gasket included

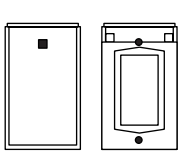

For quantities greater than listed, call for quote.

MOUSER STOCK NO.	Description	Price Each
503-4998-GY	1-GANG self-closing lid for mounting on FS type box	6.95

INFO TAP® SNAP-IN MODULES

Designed to snap in and out of the Decora Plus, InfoTap TR Plus, and QuickPort Six-Port Wallplate. Modules are UL listed, meets FCC Part 68 requirements, and fully comply with NEC Article 800.

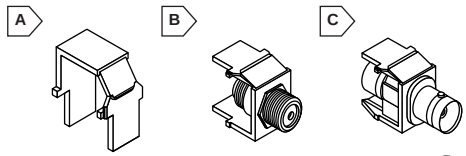

Blank Filler

MOUSER STOCK NO.	Fig.	Color	Price Each		
			1	10	50
503-41084-BIB	A	Ivory	.19	.18	Call For Quote
503-41084-BWB	A	White	.19	.18	
503-41084-BGB	A	Gray	.19	.18	
503-41084-BBB	A	Brown	.19	.18	
503-41084-BEB	A	Black	.19	.18	

F Connector

MOUSER STOCK NO.	Fig.	Color	Price Each		
			1	10	50
503-41084-FIF	B	Ivory	1.92	1.80	Call For Quote
503-41084-FWF	B	White	1.92	1.80	
503-41084-FGF	B	Gray	1.92	1.80	
503-41084-FBF	B	Brown	1.92	1.80	
503-41084-FEF	B	Black	1.92	1.80	

BNC Connector

MOUSER STOCK NO.	Fig.	Color	Price Each		
			1	10	50
503-41084-BIF	C	Ivory	4.80	4.50	Call For Quote
503-41084-BWF	C	White	4.80	4.50	
503-41084-BGF	C	Gray	4.80	4.50	
503-41084-BBF	C	Brown	4.80	4.50	
503-41084-BEF	C	Black	4.80	4.50	

INFO TAP® SNAP-IN MODULES FOR 22/24 AWG WIRE APPLICATIONS

Designed to snap in and out of the Decora Plus, InfoTap TR Plus, and QuickPort Six-Port Wallplate. Modules are UL listed, meets FCC Part 68 requirements, and fully comply with NEC Article 800.

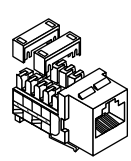

6-Conductor Jack, USOC

MOUSER STOCK NO.	Color	Price Each		
		1	10	50
503-41106-RI6	Ivory	3.19	2.99	Call For Quote
503-41106-RW6	White	3.19	2.99	
503-41106-RG6	Gray	3.19	2.99	
503-41106-RB6	Brown	3.19	2.99	
503-41106-RE6	Black	3.19	2.99	

8-Conductor Jack, USOC

MOUSER STOCK NO.	Color	Price Each		
		1	10	50
503-41108-RI8	Ivory	3.67	3.44	Call For Quote
503-41108-RE8	Black	3.67	3.44	
503-41108-RW8	White	3.67	3.44	
503-41108-RG8	Gray	3.67	3.44	
503-41108-RB8	Brown	3.67	3.44	

8-Conductor Keyed Jack, WECO

MOUSER STOCK NO.	Color	Price Each		
		1	10	50
503-41108-KI3	Ivory	3.67	3.44	Call For Quote
503-41108-KW3	White	3.67	3.44	
503-41108-KG3	Gray	3.67	3.44	
503-41108-KB3	Brown	3.67	3.44	
503-41108-KE3	Black	3.67	3.44	

QUICK JACKS

Features IDC 66 clip terminals to speed installation and troubleshooting. Comes with mounting hardware or use optional mounting magnet.

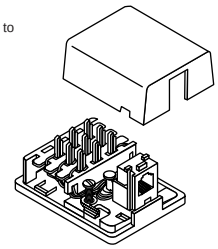

6-Conductor

MOUSER STOCK NO.	Color	Price Each		
		1	10	50
503-41016-IQ	Ivory	3.78	3.55	Call
503-41016-WQ	White	3.78	3.55	

8-Conductor

MOUSER STOCK NO.	Color	Price Each		
		1	10	50
503-41018-IQ	Ivory	4.34	4.07	Call

8-Conductor, Keyed

MOUSER STOCK NO.	Color	Price Each		
		1	10	50
503-41018-IQK	Ivory	4.40	4.12	Call For Quote
503-41018-WQK	White	4.40	4.12	
503-41018-GQK	Gray	4.40	4.12	

SINGLE-PORT SURFACE MOUNT MODULAR JACKS

Accommodates one telecommunications or data port. Mounts easily on most walls, floors, and office furniture using screws or double-sided tape (both included). Meets FCC Part 68 requirements.

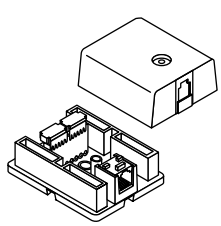

6-Conductor, USOC

MOUSER STOCK NO.	Color	Price Each		
		1	10	50
503-41036-IDA	Ivory	4.53	4.25	Call

8-Conductor, USOC

MOUSER STOCK NO.	Color	Price Each		
		1	10	50
503-41038-IDA	Ivory	4.81	4.51	Call

8-Conductor, WECO

MOUSER STOCK NO.	Color	Price Each		
		1	10	50
503-41038-IDB	Ivory	4.81	4.51	Call
503-41038-GDB	Gray	4.81	4.51	

8-Conductor Keyed, WECO

MOUSER STOCK NO.	Color	Price Each		
		1	10	50
503-41038-IDD	Ivory	4.88	4.57	Call

DUPLEX SURFACE MOUNT MODULAR JACKS

Accommodates 2 voice and/or data ports. Installs using 110-type IDCs for 22-26 AWG inside wiring. Screws and double-sided tape are included. Meets FCC Part 68 requirements.

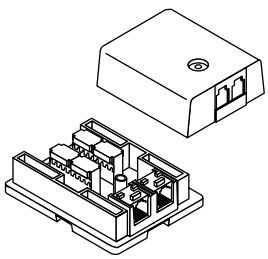

One 6 USOC, One 8 Keyed WECO

MOUSER STOCK NO.	Color	Price Each		
		1	10	50
503-41086-IDB	Ivory	7.78	7.29	Call
503-41086-WDB	White	7.78	7.29	For
503-41086-GDB	Gray	7.78	7.29	Quote

One 8 WECO, One 8 Keyed WECO

MOUSER STOCK NO.	Color	Price Each		
		1	10	50
503-41088-IDB	Ivory	8.71	8.17	Call

Two 6-Conductor, USOC

MOUSER STOCK NO.	Color	Price Each		
		1	10	50
503-41046-IDA	Ivory	7.95	7.45	Call
503-41046-GDA	Gray	7.95	7.45	

Two 8-Conductor, USOC

MOUSER STOCK NO.	Color	Price Each		
		1	10	50
503-41048-IDA	Ivory	8.53	8.00	Call

Two 8-Conductor, WECO

MOUSER STOCK NO.	Color	Price Each		
		1	10	50
503-41048-IDB	Ivory	8.53	8.00	Call
503-41048-WDB	White	8.53	8.00	For
503-41048-GDB	Gray	8.53	8.00	Quote

MODULAR JACK

Consists of type 625C jack and screw-on cover and type-42A terminal block.

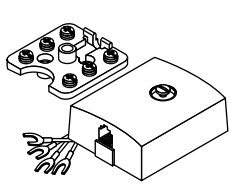

For quantities greater than listed, call for quote.

MOUSER STOCK NO.	No. of Conductors	Color	Price Each		
			1	10	50
503-40236-I	6	Ivory	3.06	2.87	2.77
503-40237-I	4	Ivory	2.61	2.45	2.37

CONNECTING BLOCKS

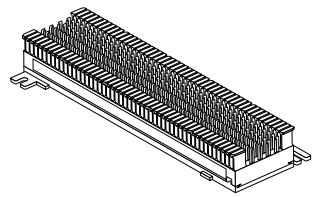

M Block: 25-Pair (66M1-25)

Contains 50 rows, each with a single clip having 4 slots. Incoming cable pairs are connected by terminating the tip conductor on the leftmost slot of one row and the ring conductor on the leftmost slot of the next lower row.

For quantities greater than listed, call for quote.

MOUSER STOCK NO.	Price Each		
	1	10	50
503-40066-M25	22.48	21.07	20.37

Split M Block: 50-Pair (66M1-50)

Contains 50 rows of clips; each row contains two separate 2-slot clips. By terminating 25 incoming pairs on the slots of the left side and an additional 25 pairs on the slots of the right side, 50 crossconnects can be made.

For quantities greater than listed, call for quote.

MOUSER STOCK NO.	Price Each		
	1	10	50
503-40066-M50	12.26	11.49	11.11

M Block with Female Connector (66M1-50W)

50-pair M block with prewired, pretested 25-pair female connector on left side fanning strip to speed connection of incoming pairs.

For quantities greater than listed, call for quote.

MOUSER STOCK NO.	Price Each		
	1	10	50
503-40066-MW	32.67	30.63	29.61

TERMINATION TOOL

This "pocket friendly" tool quickly punches down 20 through 26 gauge unstripped wire in all Leviton devices using 66 clip terminals.

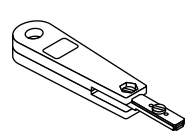

MOUSER STOCK NO.	Price Each		
	1	5	10
503-46666-BT	25.11	23.44	Call

66 BLOCK COVERS

Fits 25- and 50-pair M blocks to protect wiring from dust, dirt, and shorting. Transparent plastic permits viewing of wiring and pair assignments.

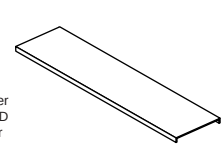

503-40050-MCV: Snap-on cover 9 15/16" H x 2 5/16" W x 5/16" D
503-40050-MHG: Hinged cover 10" H x 2 7/16" W x 3/4" D

For quantities greater than listed, call for quote.

MOUSER STOCK NO.	Price Each		
	1	10	50
503-40050-MCV	3.31	3.10	3.00
503-40050-MHG	3.10	2.91	2.81

STANDOFF BRACKET FOR M BLOCKS (89-B)

Open at top and bottom so that installers may mount bracket, lay cable, then install connecting block later. For use with all 25- and 50- pair M blocks.

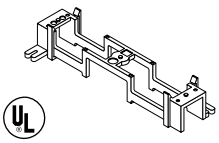

For quantities greater than listed, call for quote.

MOUSER STOCK NO.	Price Each		
	1	10	50
503-40089B	6.23	5.84	5.65

DESIGNATION STRIP FOR M BLOCKS

Lined strip snaps onto fanning strip of M blocks to identify pair assignments.

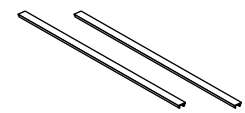

MOUSER STOCK NO.	Price Each		
	1	10	50
503-40056-DSM	.98	.92	.89

BRIDGING CLIPS

Clips press onto two center slots in any row of a Split B block. If outside cable pairs are terminated on left-hand clips and station equipment wire is terminated on right-hand clips, then connections may be made or eliminated by inserting or removing the bridging clips. Made of tin-plated phosphor bronze alloy; can be easily removed and reused for rewiring.

For quantities greater than listed, call for quote.

MOUSER STOCK NO.	Price Each		
	1	200	400
503-40067-BC	.12	.11	.104

MODULAR ADAPTORS

Plugs into M blocks to convert 66 clip contacts to a modular jack for quick connection of equipment. Not compatible with B blocks.

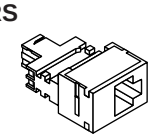

For quantities greater than listed, call for quote.

MOUSER STOCK NO.	Position	Description	Price Each
503-40072-T2	2	Converts two 66 clip contacts into a 6-position, 2-conductor modular jack	13.72
503-40072-T4	4	Converts 4 contacts into a 6-position, 4-conductor modular jack	14.23
503-40072-T6	6	Converts 6 contacts into a 6-position, 6-conductor modular jack	14.72
503-40072-T8	8	Converts 8 contacts into an 8-position, 8-conductor, non-keyed modular jack	15.41

4-CONDUCTOR WALL PHONE JACK

Quick-connect terminals, wallplate, metal bracket, mounting lugs, and installation tool. Removable lugs and color-matched plastic inserts (included) permit conversion from wall phone jack to flush mount jack.

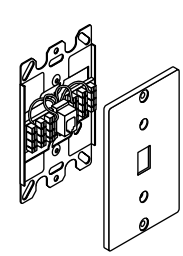

For quantities greater than listed, call for quote.

MOUSER STOCK NO.	Color	Price Each		
		1	10	50
503-40253-I	Ivory	3.56	3.41	3.23
503-40253-W	White	3.56	3.41	3.23

AMP Amplimite D-Subminiature Connectors and Hoods

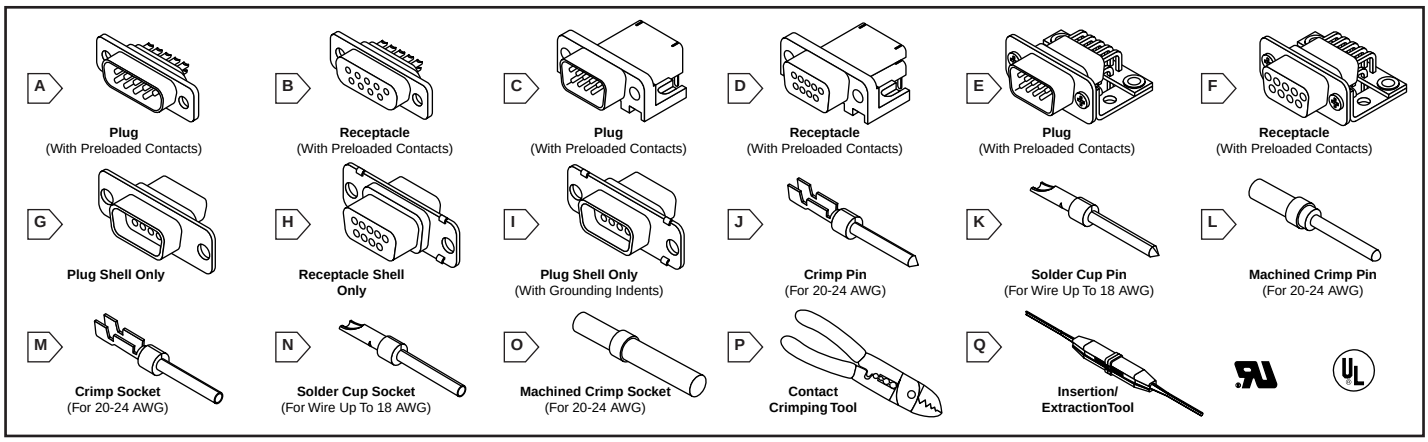

D-SUB CONNECTORS

Metal Shells

- UL 94V-0 thermoplastic
- Preloaded solder cup contacts

MOUSER STOCK NO.	Fig.	No. of Con.	Plating	Price Each 1	10	100	500
Plugs							
571-7479044	A	9	Zinc	1.86	1.72	1.43	1.08
571-7479084	A	15	Zinc	2.79	2.51	2.21	1.44
571-7479124	A	25	Zinc	3.61	3.34	2.78	2.11
571-7479164	A	37	Zinc	5.30	4.90	4.08	3.11
571-7479042	A	9	Tin	1.95	1.63	1.30	.98
571-7479082	A	15	Tin	2.58	2.15	1.72	1.29
571-7479122	A	25	Tin	3.72	3.10	2.48	1.86
571-7479162	A	37	Tin	5.43	4.53	3.62	2.72
Receptacles							
571-7479054	B	9	Zinc	2.57	2.38	1.98	1.51
571-7479134	B	25	Zinc	4.64	4.28	3.57	2.72
571-7479052	B	9	Tin	2.58	2.15	1.72	1.29
571-7479092	B	15	Tin	3.48	2.90	2.32	1.74
571-7479132	B	25	Tin	4.65	3.88	3.10	2.33
571-7479172	B	37	Tin	6.69	5.58	4.46	3.35

Metal Shell Connector Housings

Pin or socket contacts not included. (Order at right)

- Shell only
- UL 94V-0 thermoplastic

MOUSER STOCK NO.	Fig.	No. of Positions	Price Each 1	10	100	500
Zinc Plated Plugs						
571-2052041	G	9	1.19	1.15	.96	.80
571-2052061	G	15	1.21	1.18	.98	.81
571-2052081	G	25	1.25	1.21	1.01	.84
571-2052101	G	37	1.44	1.37	1.14	.95
571-2052121	G	50	1.72	1.67	1.39	1.16
Zinc Plated Receptacles						
571-2052031	H	9	1.19	1.15	.96	.80
571-2052051	H	15	1.21	1.18	.98	.81
571-2052071	H	25	1.25	1.21	1.01	.84
571-2052091	H	37	1.44	1.37	1.14	.95
571-2052111	H	50	1.76	1.67	1.39	1.32

PCB RIGHT ANGLE CONNECTORS

Plastic Shells

- UL 94V-0 thermoplastic
- Preloaded contacts
- .025 posted contacts

MOUSER STOCK NO.	Fig.	No. of Contacts	Price Each 1	10	100	500
Plugs						
571-7474671	C	9	5.79	5.26	4.38	3.37
571-7474682	C	15	6.34	5.76	4.80	3.69
571-7488262	C	25	7.99	7.26	6.05	4.65
571-7474701	C	37	8.64	7.85	6.54	5.03
571-2069711	C	50	15.36	13.96	11.63	10.57
Receptacles						
571-7474591	D	9	5.79	5.26	4.38	3.37
571-7474601	D	15	6.34	5.76	4.80	3.69
571-7474611	D	25	4.82	4.38	3.65	2.81
571-7474621	D	37	8.64	7.85	6.54	5.03
571-2069731	D	50	12.45	11.32	9.43	8.57

Metal Shell Connector Housings

Pin or socket contacts not included. (Order at right)

- Grounding indents
- UL 94V-0 thermoplastic

MOUSER STOCK NO.	Fig.	No. of Positions	Price Each 1	10	100	500
Tin Plated Plugs						
571-2052044	I	9	1.61	1.56	1.30	1.08
571-2052063	I	15	1.63	1.58	1.32	1.10
571-2074642	I	25	1.68	1.62	1.35	1.13
571-2052103	I	37	1.85	1.79	1.49	1.23
571-2052123	I	50	2.14	2.08	1.73	1.43
Tin Plated Receptacles						
571-2052033	H	9	1.19	1.15	.96	.80
571-2052052	H	15	1.21	1.18	.98	.81
571-2074631	H	25	1.25	1.21	1.01	.84
571-2052092	H	37	1.44	1.37	1.14	.95
571-2052112	H	50	1.72	1.67	1.39	1.16

PCB RIGHT ANGLE CONNECTORS

Metal Shells

- UL 94V-0 thermoplastic
- Preloaded contacts
- Grounding indents

MOUSER STOCK NO.	Fig.	No. of Contacts	Price Each 1	10	100
Tin Plated Plugs					
571-7453514	E	9	7.71	7.32	6.27
571-7453523	E	15	8.45	8.02	6.86
571-7453534	E	25	10.53	10.00	8.57
571-7453543	E	37	12.45	11.49	9.58
571-7453553	E	50	14.88	14.14	12.10
Tin Plated Receptacles					
571-7451122	F	9	7.83	7.44	6.37
571-7451131	F	15	8.63	8.20	6.99
571-7451142	F	25	10.83	10.29	8.79
571-7451152	F	37	13.05	12.40	10.61
571-7451161	F	50	15.47	14.69	12.57

Connector Contacts

- Pins are for use in plugs
- Sockets are for use in receptacles

For use with the metal shells at left

Minimum Order 2 Pieces

MOUSER STOCK NO.	Fig.	Price Each 1	100	1000	5000
Pins					
571-665069	J	.18	.14	.10	.08
571-665703	K	.24	.19	.13	.11
571-2050891	L	.33	.25	.21	.19
Sockets					
571-665049	M	.22	.17	.12	.10
571-665693	N	.30	.23	.16	.13
571-2050901	O	.48	.39	.34	.26

TOOLS

MOUSER STOCK NO.	Fig.	Description	Price Each
571-6018841	P	Contact crimping tool	24.50
571-910672	Q	Insertion / extraction tool	3.36

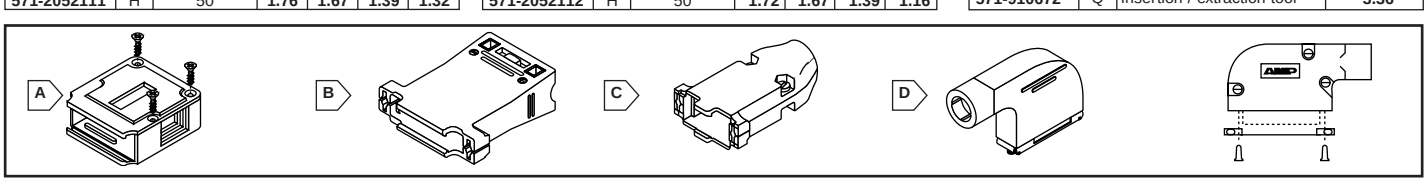

D-SUB HOODS Straight/90° Exit Clamp Assemblies

These cable clamp assemblies can be used on either a plug or socket. All parts are packaged unassembled.

1 Piece Black Polypropylene Housing

For quantities greater than listed, call for quote.

MOUSER STOCK NO.	Fig.	No. of Contacts	Cable Dia. Max (In.) Str.	90°	Price Each 1	10	100
571-2074671	A	9	.16	.16	2.12	1.91	1.59
571-2074701	A	15	.32	.32	2.22	1.99	1.72
571-2073451	A	25	.39	.39	2.24	1.99	1.73
571-2074731	A	37	.64	.41	2.35	2.21	1.82
571-2074761	A	50	.49	.49	2.34	2.09	1.74
2 Piece Gray Nylon Housing							
571-2064711	B	15	.32	.32	2.50	2.27	1.94
571-2064721	B	25	.39	.39	2.53	2.28	1.97
571-7450811	B	37	.64	.41	2.62	2.36	1.99
571-7450821	B	50	.49	.49	2.82	2.54	2.16

RFI-EMI Metal Shields

These shields allow cable to be fully prepared and terminated to the connector before the shield is installed.

For quantities greater than listed, call for quote.

MOUSER STOCK NO.	Fig.	No. of Contacts	Cable Dia. Max (In.)	Price Each 1	10	100
571-7451711	C	9	.25	5.41	4.82	4.15
571-7451722	C	15	.30	5.54	4.94	4.25
571-7451734	C	25	.35	5.67	5.04	4.34
571-7451733	C	25	.43	5.67	5.04	4.34
571-7451744	C	37	.43	5.81	5.18	4.45
571-7451743	C	37	.50	5.81	5.18	4.45
571-7451751	C	50	.75	5.95	5.30	4.56

RFI-EMI Metal Plated Plastic Shields

For quantities greater than listed, call for quote.

MOUSER STOCK NO.	Fig.	No. of Contacts	Cable Dia. Max (In.)	Price Each 1	10	100
571-7458543	C	9	.25	3.63	3.24	2.78
571-7470993	C	15	.38	3.71	3.30	2.84
571-7458337	C	25	.35	3.80	3.41	2.93
571-7458335	C	25	.43	3.80	3.41	2.93
571-7471007	C	37	.43	3.91	3.49	2.99
571-7471005	C	37	.50	3.91	3.49	2.99

RFI-EMI 90° Metal Shields

These shields allow cable to be fully prepared before the shield is installed. These shields offer a low-impedance ground path for Electromagnetic Interference (EMI) and Electrostatic Discharge (ESD). All parts are packaged unassembled.

For quantities greater than listed, call for quote.

571-7456522	D	15	.30	9.12	8.04	6.99
571-7456533	D	25	.35	10.84	9.67	8.29

Connectors

(D-Sub and Parallel Interface)

HI-REL D-SUB CONNECTORS

Specifications:

- Insulation: thermoplastic; UL94V-0
- Current rating: 5 amps per contact (max.)
- Printed circuit connector: .025" diameter
- Wire wrapping terminations: .5" length
- Wire gauge: 20 AWG (max.)

Preloaded Contacts

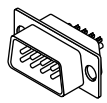

Wire Wrapping

(2 Level Wirewrap Terminals)

MOUSER STOCK NO.	No. of Cond.	Price Each 1	10	100	500
Plug					
152-5437	37	8.64	8.23	7.49	6.81

Solder Cup

For quantities greater than listed, call for quote.

MOUSER STOCK NO.	No. of Cond.	Price Each 1	10	100	500
Plugs					
152-5009	9	1.63	1.56	1.30	1.18
152-5015	15	2.53	2.28	2.01	1.83
152-5025	25	2.65	2.52	2.29	2.17
152-5037	37	3.76	3.62	3.29	2.99
152-5050	50	5.65	5.43	4.93	4.49
Receptacles					
152-5109	9	2.34	2.17	1.80	1.64
152-5115	15	3.22	2.66	2.42	2.20
152-5125	25	3.91	3.26	2.96	2.69
152-5137	37	5.84	5.59	5.09	4.65
152-5150	50	7.59	7.37	6.69	6.09

Right Angle PCB

Plugs					
152-5609	9	3.58	3.42	3.11	2.83
152-5615	15	5.15	4.91	4.47	4.06
152-5625	25	7.71	7.36	6.69	6.08
152-5637	37	10.99	10.49	8.71	7.93
152-5650	50	11.83	11.23	10.73	9.76
Receptacles					
152-5709	9	3.89	3.73	3.38	3.08
152-5715	15	5.59	5.34	4.85	4.41
152-5725	25	7.99	7.63	6.99	6.49
152-5737	37	10.83	10.44	10.10	9.19
152-5750	50	13.72	12.66	11.44	10.41

Straight PCB

Plugs					
152-5209	9	1.89	1.79	1.69	1.54
152-5215	15	2.05	1.95	1.77	1.59
152-5225	25	3.49	3.07	2.79	2.53
152-5237	37	4.71	4.29	3.90	3.60
152-5250	50	5.36	5.13	4.66	4.24
Receptacles					
152-5309	9	2.53	2.39	2.19	1.99
152-5315	15	3.99	3.73	3.39	3.08
152-5325	25	5.19	4.75	4.32	3.93
152-5337	37	7.92	7.61	6.92	6.29
152-5350	50	9.99	9.69	9.09	8.39

RIGHT ANGLE PCB RFI/EMI FILTERED D-SUB CONNECTORS

Material:

- Insulator: PBT +30% glass fiber (UL94V-0)
- Contact male: brass/gold over nickel plating
- Contact female: phosphor bronze/gold over nickel plating
- Shell: tin plated steel

Electrical:

- Current rating: 5 amps
- Withstand voltage: 1000V for 1 minute
- Insulation resistance: 1000 MΩ
- Temperature range: -40°C to +105°C

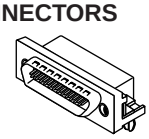

MOUSER STOCK NO.	No. of Contacts	Price Each 1	10	100	500
Plugs					
152-3509	9	2.42	2.20	2.00	1.82
152-3515	15	2.90	2.64	2.40	2.18
152-3525	25	3.60	3.27	2.97	2.70

MOUSER STOCK NO.	No. of Contacts	Price Each 1	10	100	500
Receptacles					
152-3609	9	2.42	2.20	2.00	1.82
152-3615	15	2.90	2.64	2.40	2.18
152-3625	25	3.60	3.27	2.97	2.70

RIGHT ANGLE PCB D-SUB CONNECTOR PLUG

MOUSER STOCK NO.	No. of Contacts	Price Each 1	10	100	500
152-3209	9	1.27	.98	.89	.79

- Snap-in mounting tab
- Tin plated contacts

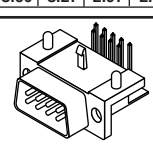

RIGHT ANGLE PCB D-SUB CONNECTORS

Specifications:

- Current rating: 5 amp
- Voltage rating: 1000V
- Operating temperature: -55°C to 105°C
- Housing: glass filled polyester UL 94V-0
- Contact male: brass/gold plated
- Contact female: phosphor bronze/gold plated

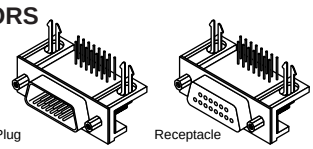

MOUSER STOCK NO.	No. of Contacts	Price Each 1	10	100	500
Plugs					
152-3309	9	.99	.77	.70	.64
152-3315	15	1.26	.98	.89	.81
152-3325	25	1.63	1.26	1.14	1.04
152-3337	37	2.31	1.78	1.62	1.47

MOUSER STOCK NO.	No. of Contacts	Price Each 1	10	100	500
Receptacles					
152-3409	9	.95	.73	.67	.61
152-3415	15	1.18	.91	.83	.75
152-3425	25	1.54	1.19	1.08	.98
152-3437	37	2.31	1.78	1.62	1.47

PARALLEL INTERFACE CONNECTORS

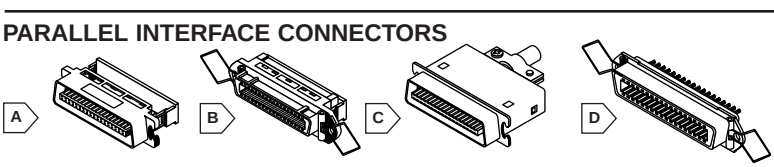

MOUSER STOCK NO.	Fig.	Type	No. of Pins	Price Each 1	10	25	50
IDC Flat Cable Termination							
155-3360	A	Plug	36	3.52	2.94	2.67	2.40
155-4360	B	Socket	36	3.52	2.94	2.67	2.40
Solder Termination							
155-1360	C	Plug	36	3.05	2.54	2.29	2.04
155-2360	D	Socket	36	3.05	2.54	2.29	2.04

Features:

- Insulator resistance: 10G Ω @ 500 VDC
- Temperature rating: -55°C to +105°C
- Insulated material: reinforced thermoplastic
- Contact material: phosphor bronze
- Current rating: 1 amp
- Contact plating: gold over nickel
- UL Rated 94V-0

D-SUB CONNECTORS

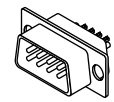

Specifications:

- Current rating: 5 amps per contact
- Contact resistance: initial: <5mΩ
- Insulation resistance: >10MΩ
- Temperature rating: -55°C to +125°C
- Flame retardant to UL 94V-0
- Shell: steel with passivation over zinc
- Contacts: gold plate over nickel

Solder Cup

MOUSER STOCK NO.	No. of Cond.	Price Each 1	10	100	500
Plugs					
156-1209	9	.61	.47	.43	.39
156-1215	15	.65	.59	.54	.49
156-1225	25	.99	.76	.69	.63
156-1237	37	1.58	1.32	1.20	1.09
Receptacles					
156-1309	9	.66	.51	.46	.42
156-1315	15	.85	.65	.59	.54
156-1325	25	1.00	.77	.70	.64
156-1337	37	1.87	1.56	1.42	1.29

HIGH DENSITY D-SUB CONNECTORS

Commercial grade connectors, compatible with new generation computer systems. Available with convenient, non-removable contacts or the more economical crimp type which is ideal where field replacement of contacts is required. Contacts are stamped and formed with insulation support for improved strain relief. The crimp pin version incorporates a new floating bushing design that assures maximum crimp pin retention.

Material:

- Insulator: glass filled PBT Rated UL94V-0
- Shell: tin plated steel
- Contact male: brass
  female: phosphor bronze
- Contact plating: gold over nickel

Specifications:

- Current rating: 5 amps per contact
- Breakdown voltage: 1000V
- Temperature rating: -55°C to +105°C

Female

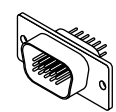
Male

MOUSER STOCK NO.	No. of Pins	Shell Size	Type	Price Each 1	10	100	500
Solder Cup Termination							
156-1815	15	DB9	Male	1.80	1.49	1.34	1.20
156-1915	15	DB9	Female	1.80	1.49	1.34	1.20
156-1826	26	DB15	Male	3.95	3.29	2.95	2.77
156-1926	26	DB15	Female	3.95	3.29	2.95	2.77
Crimp Type Termination							
✻ 156-2215	15	DB9	Male	1.35	1.12	1.01	.90
✻ 156-2115	15	DB9	Female	1.35	1.12	1.01	.90
✻ 156-2026	26	DB15	Male	2.97	2.47	2.22	2.08
✻ 156-2126	26	DB15	Female	2.97	2.47	2.22	2.08

✻Housing only, order pin or socket contacts separately

CONTACTS

By the Terminal

MOUSER STOCK NO.	Type	Price Each 1	10	100
156-2000	Male	.10	.05	.043
156-2100	Female	.10	.05	.043

By the Reel

REEL STOCK NO.	Qty. Per Reel	Price Per Reel
156-2000/REEL	10,000	250.00
156-2100/REEL	10,000	250.00

D-SUBMINIATURE CONNECTOR HOUSINGS

With removable crimp type contacts. Can be loaded with only the number of contacts needed.

Male

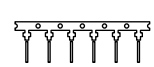
Crimp Pin (Male)

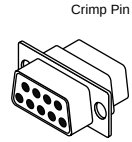
Female

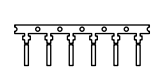
Crimp Socket (Female)

MOUSER STOCK NO.	No. of Contacts	Price Each 1	10	100	500
Male					
156-1410	9	.54	.45	.41	.36
156-1416	15	.73	.62	.55	.49
156-1426	25	.73	.62	.55	.49
156-1438	37	1.27	1.06	.96	.85
Female					
156-1409	9	.62	.53	.47	.42
156-1415	15	.81	.68	.63	.54
156-1425	25	.79	.66	.59	.53
156-1437	37	1.30	1.08	.97	.87

Crimp Contacts

MOUSER STOCK NO.	Type	Price Each 3	100	1000	5000
156-1402	Male (pin)	.10	.047	.043	.035
156-1401	Fem(socket)	.11	.050	.046	.040

For Contact Crimping Tools, See Page 326

CONTACT INSERTION / EXTRACTION TOOL

A tool for inserting and/or extracting "crimp type" contacts used with crimp type D-subminiature connector housings.

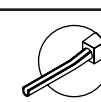

MOUSER STOCK NO.	Description	Price Each 1	10	100
156-1400	For standard crimp type contacts	4.79	4.35	3.96
156-1900	For high density crimp type contacts	4.79	4.35	3.96

D-Subminiature Connector Hoods

DIMENSIONS (IN.)

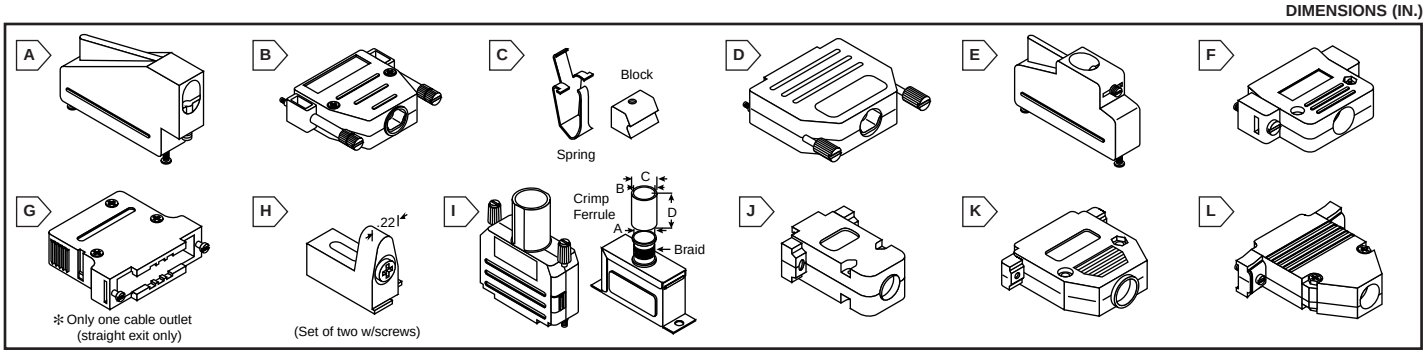

HI-RELIABILITY UL RECOGNIZED HOODS

Plastic Hoods with Side Outlets

MOUSER STOCK NO.	Fig.	Shell Size	Description	Price Each 1	10	100	500
152-1237	A	DB37	Plastic hood with side outlet	3.35	2.79	2.54	2.31

2 Piece Hoods with Screw Locks

152-1309	B	DB9	2 pc plastic hood w/lock screws	2.51	2.09	1.90	1.73
152-1315	B	DB15	2 pc plastic hood w/lock screws	2.59	2.16	1.96	1.78
152-1325	B	DB25	2 pc plastic hood w/lock screws	2.63	2.19	1.99	1.83
152-1337	B	DB37	2 pc plastic hood w/lock screws	2.89	2.41	2.19	1.99
152-1350	B	DB50	2 pc plastic hood w/lock screws	2.89	2.41	2.19	1.99

2 Piece Shielded Hoods with Screw Locks

152-1409	B	DB9	2 pc. shielded hood w/lock screws	4.79	3.99	3.65	3.32
152-1415	B	DB15	2 pc. shielded hood w/lock screws	4.97	4.14	3.76	3.42
152-1425	B	DB25	2 pc. shielded hood w/lock screws	5.10	4.25	3.86	3.51
152-1437	B	DB37	2 pc. shielded hood w/lock screws	6.64	5.53	5.03	4.57
152-1450	B	DB50	2 pc. shielded hood w/lock screws	6.78	5.65	5.14	4.67

Hood Accessories

152-1503	C	9-37 pin latch & clip locking assembly	.91	.70	.64	.58
152-1504	C	50 pin latch & clip locking assembly	.91	.70	.64	.58

HINGED CONSTRUCTION, UNSHIELDED HOODS

Features:

- Plastic hood with one piece hinged construction
- Side snap lock for connector security
- Bonded nylon top jack screws
- Seven COLORS available

"Colors" available on 37 pin version on a "special order" basis. Call your Mouser customer service representative for details.

MOUSER STOCK NO.	Fig.	Shell Size	Length (in.)	Width (in.)	Color	Price Each 1	10	100	500	1000
152-7009	D	DB9	2.11	1.38	Black	2.86	2.38	2.16	1.96	Call For Quote
152-7109	D	DB9	2.11	1.38	Green	2.86	2.38	2.16	1.96	
152-7209	D	DB9	2.11	1.38	White	2.86	2.38	2.16	1.96	
152-7309	D	DB9	2.11	1.38	Blue	2.86	2.38	2.16	1.96	
152-7409	D	DB9	2.11	1.38	Brown	2.86	2.38	2.16	1.96	
152-7509	D	DB9	2.11	1.38	Red	2.86	2.38	2.16	1.96	
152-7609	D	DB9	2.11	1.38	Yellow	2.86	2.38	2.16	1.96	
152-7015	D	DB15	2.11	1.62	Black	2.86	2.38	2.16	1.96	
152-7115	D	DB15	2.11	1.62	Green	2.86	2.38	2.16	1.96	
152-7215	D	DB15	2.11	1.62	White	2.86	2.38	2.16	1.96	
152-7315	D	DB15	2.11	1.62	Blue	2.86	2.38	2.16	1.96	
152-7415	D	DB15	2.11	1.62	Brown	2.86	2.38	2.16	1.96	
152-7515	D	DB15	2.11	1.62	Red	2.86	2.38	2.16	1.96	
152-7615	D	DB15	2.11	1.62	Yellow	2.86	2.38	2.16	1.96	
152-7025	D	DB25	2.11	2.15	Black	2.86	2.38	2.16	1.96	
152-7125	D	DB25	2.11	2.15	Green	2.86	2.38	2.16	1.96	
152-7225	D	DB25	2.11	2.15	White	2.86	2.38	2.16	1.96	
152-7325	D	DB25	2.11	2.15	Blue	2.86	2.38	2.16	1.96	
152-7425	D	DB25	2.11	2.15	Brown	2.86	2.38	2.16	1.96	
152-7525	D	DB25	2.11	2.15	Red	2.86	2.38	2.16	1.96	
152-7625	D	DB25	2.11	2.15	Yellow	2.86	2.38	2.16	1.96	
152-7037	D	DB37	2.11	2.75	Black	3.35	2.79	2.54	2.31	

D-SUBMINIATURE CUSTOM ADAPTOR HOUSING

A two piece plastic housing designed for custom applications requiring the use of two D-sub connectors. Applications include custom jumper boxes and interconnects. Connectors are not included.

Features:

- All plastic construction
- Connector screws included
- Snap together assembly

MOUSER STOCK NO.	Color	Description	Price Each 1	10	25	50
157-4000	Black	DB25/DB25 housing with screws	1.10	.85	.76	.69
157-4001	Black	DB9/DB9 housing with screws	1.10	.85	.76	.69
157-4002	Gray	DB9/DB25 housing with screws	1.10	.85	.76	.69
157-4003	Gray	DB25/DB25 housing with screws	1.10	.85	.76	.69

HI-RELIABILITY HOODS

Plastic Hoods with Straight Outlets

- Designed to fit our 152 series connectors

For quantities greater than listed, call for quote.

MOUSER STOCK NO.	Fig.	Shell Size	Description	Price Each 1	10	100	500
152-6009	E	DB9	Plastic hood with straight outlet	1.69	1.47	1.34	1.28
152-6015	E	DB15	Plastic hood with straight outlet	1.69	1.47	1.34	1.28
152-6025	E	DB25	Plastic hood with straight outlet	1.79	1.49	1.39	1.29
152-6037	E	DB37	Plastic hood with straight outlet	2.07	1.85	1.65	1.56
152-6050	E	DB50	Plastic hood with straight outlet	2.09	1.89	1.69	1.59

Plastic Hoods with Side Outlets

✻ 152-6109	A	DB9	Plastic hood with side outlet	1.79	1.50	1.37	1.25
152-6115	A	DB15	Plastic hood with side outlet	1.83	1.57	1.43	1.30
152-6125	A	DB25	Plastic hood with side outlet	1.84	1.64	1.54	1.40
152-6137	A	DB37	Plastic hood with side outlet	1.89	1.69	1.63	1.36
152-6150	A	DB50	Plastic hood with side outlet	1.92	1.76	1.69	1.40

Lockable Hood

152-1025	F	DB25	Lockable hood	2.86	2.71	2.64	2.54

Plastic Hoods with Lockable Screws

✻ 152-6209	G	DB9	Plastic hood w/lockable screws	3.12	2.60	2.36	2.15
152-6215	G	DB15	Plastic hood w/lockable screws	3.12	2.60	2.36	2.15
152-6225	G	DB25	Plastic hood w/lockable screws	3.53	2.95	2.67	2.44
152-6237	G	DB37	Plastic hood w/lockable screws	4.35	3.61	3.28	2.99
152-6250	G	DB50	Plastic hood w/lockable screws	4.97	4.14	3.76	3.34

Shielded Hoods with Lockable Screws

152-4009	G	DB9	Shielded hood w/lockable screws	5.99	4.99	4.54	4.13
152-4015	G	DB15	Shielded hood w/lockable screws	6.29	5.19	4.79	4.29
152-4025	G	DB25	Shielded hood w/lockable screws	7.32	6.04	5.55	5.05
152-4037	G	DB37	Shielded hood w/lockable screws	7.45	6.20	5.64	5.14
152-4050	G	DB50	Shielded hood w/lockable screws	8.61	7.82	7.11	6.79

Lockable Clamps

152-0003	C	Locking clamp spring	.36	.29	.27	.25
152-0004	C	Locking clamp block	.73	.48	.44	.40

Mounting Brackets

- Designed to fit our 152-6200/152-4000 series connectors

152-0001	H	9-37 pin mounting bracket	.87	.80	.72	.70
152-0002	H	50 pin mounting bracket	.69	.58	.53	.49

HINGED CONSTRUCTION, SHIELDED HOODS

- Plastic hood w/one piece hinged construction
- Side snap locks
- RFI/EMI shielded
- Bonded nylon top jack screws
- Plastic hood w/separate metal inner shield
- Color: Black

MOUSER STOCK NO.	Fig.	Shell Size	Dimensions (in.) A	B	C	D	Price Each 1	10	100	500	1000
152-8009	I	DB9	.28	.39	.46	.79	6.57	5.47	4.98	4.53	Call For Quote
152-8015	I	DB15	.34	.40	.49	.79	6.89	5.74	5.23	4.76	
152-8025	I	DB25	.34	.40	.49	.79	6.98	5.82	5.29	4.81	

STANDARD RELIABILITY HOODS

- Designed to fit our 152 and 156 series connectors

Low Cost Locking Hoods

- Plastic
- Straight cable exit
- Complete with screw, retainer, and side screws

MOUSER STOCK NO.	Fig.	Shell Size	Description	Price Each 1	10	100	500
156-2009	J	DB9	Plastic locking hood	.65	.50	.45	.41
156-2010	J	DB9	Black plastic locking hood	.65	.50	.45	.41
156-2015	K	DB15	Plastic locking hood	.85	.65	.59	.54
156-2025	K	DB25	Plastic locking hood	.65	.50	.45	.41

Metallized Plastic Hoods

- RFI/EMI shielded
- Straight cable exit
- Nickel over copper plating

156-3009	J	DB9	Plastic metallized locking hood	1.09	.91	.83	.75
156-3015	K	DB15	Plastic metallized locking hood	1.21	1.01	.92	.84
156-3025	K	DB25	Plastic metallized locking hood	1.21	1.01	.92	.84
156-3037	K	DB37	Plastic metallized locking hood	3.07	2.56	2.33	2.12

Metal Locking Hoods

- All metal, RFI/EMI shielded
- Straight cable exit
- Clear zinc chromate finish

156-4109	L	DB9	Metal locking hood	2.38	1.98	1.80	1.64
156-4115	L	DB15	Metal locking hood	2.99	2.51	2.28	2.07
156-4125	L	DB25	Metal locking hood	3.59	2.76	2.51	2.28

Modular Hoods and D-Subminiature Connectors

MODULAR HOOD SYSTEM (For 25 Pin D-Subminiature Connectors)

The modular hood system breaks entirely new ground in cover design. A hood system for D-subminiature connectors that offers both high efficiency shielding and almost limitless cable options. The innovative system achieves high efficiency shielding with a unique 360° cable shield device which shuts off the cable exit of the hood. A totally effective answer to shielding that will fit any cable size. The modular construction of the hoods for the D-subminiature connector, gives an unequalled choice for design engineers. The straight hood can give up to three outlets. This system gives you a better choice for cable options and provides totally effective shielding. There is no simpler, more effective method of shielding D-subminiature connector cables than this modular hood system. The unique clamp shielding device has been designed to beat EMS problems. It simply and effectively achieves 360° shielding irrespective of braid diameter between 3mm and 8mm. Once the clicker is attached to the cable shield, the assembly locates into pre-determined slots inside the cover. This completely shuts off the cable exit of the cover, but maintains perfect contact from cable to connector via the shell.

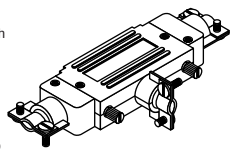

Connector not included. For illustration purposes only.

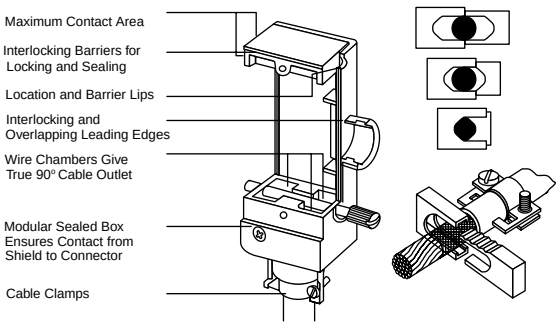

For quantities greater than listed, call for quote.

MOUSER STOCK NO.	Description	Price Each			
		1	10	100	500
152-2525	Triple entry hood	12.09	10.99	9.99	9.10

D-SUBMINIATURE CONNECTOR HOUSINGS

These D-subminiature connectors have added the versatility and convenience of mixed contact arrangements. This allows coaxial and/or power contacts to be combined with standard signal contacts in a single housing. These connectors have non-removable, size 20 signal contacts. They are available in five contact configurations, male and female, and three shell sizes. To order, select the shell size and contact arrangement that best suits your application from the layouts below. Order the optional 50Ω or 75Ω coaxial contacts for your high speed data or the high voltage or high power contacts for your power requirements. Combinations can be created using all three contacts resulting in a custom designed connector unique to your application.

Features:

- Standard D-sub shell
- Housings plug with grounding indents
- Non-removable size 20 signal contacts
- Choice of standard signal contacts
- And/or coaxial and/or power contacts

Specifications:

- Flammability rating: UL Rated 94V-0
- Temperature rating: -55°C to +155°C
- Contact / contact resistance: 500MΩ
- Plating: tin

Connector Housings (With Size 20 Signal Contacts)

For quantities greater than listed, call for quote.

MOUSER STOCK NO.	D-Sub Shell Size	Description	Contact Arrangement	Price Each		
				1	10	100
152-FM3W3P	15P	Plug	3W3	1.37	1.14	1.03
152-FM3W3S	15S	Socket	3W3	1.32	1.10	1.00
152-FM7W2P	15P	Plug	7W2	2.68	2.23	2.02
152-FM7W2S	15S	Socket	7W2	3.06	2.55	2.32
152-FM5W5P	25P	Plug	5W5	1.32	1.10	1.00
152-FM5W5S	25S	Socket	5W5	1.34	1.12	1.02
152-FM13W3P	25P	Plug	13W3	3.77	3.14	2.86
152-FM13W3S	25S	Socket	13W3	4.64	3.87	3.52
152-FM8W8P	37P	Plug	8W8	2.00	1.67	1.52
152-FM8W8S	37S	Socket	8W8	2.57	2.13	1.56

Contact Arrangements

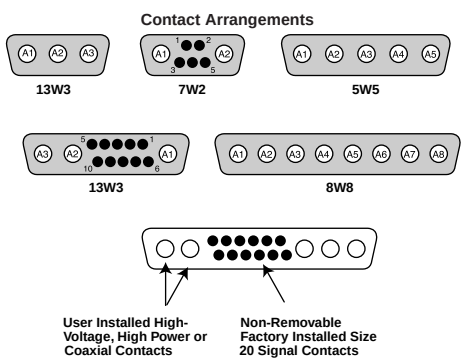

MIXED CONTACTS

High Voltage

Specifications:

- Breakdown voltage: 3800V
- Contact resistance: <3mΩ
- Current rating: 1.5 amps (max.)
- For 20 AWG wire
- Operating voltage: 2800V
- Temperature range: -55°C to +125°C
- Plating: 100% coverage, 1.3 micron gold over nickel

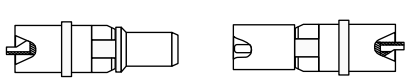

Plug Receptacle

For quantities greater than listed, call for quote.

MOUSER STOCK NO.	Description	Price Each		
		1	10	100
152-FMV1	High voltage plug, solder cup	2.81	2.34	2.13
152-FMV3	High voltage receptacle contact	2.75	2.29	2.08

High Power

Specifications:

- Contact resistance: 1.5mΩ (max.)
- Current rating: 20 amps
- Temperature range: -55°C to +125°C
- For 12 AWG
- Solder cup termination
- Plating: contact area: 1.3 micron gold over nickel
  termination area: 3 micron gold over nickel

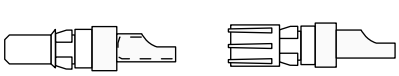

Plug Receptacle

For quantities greater than listed, call for quote.

MOUSER STOCK NO.	Description	Price Each		
		1	10	100
152-FMP120	High power plug contact	1.72	1.43	1.30
152-FMP320	High power receptacle contact	3.46	2.88	2.62

Coaxial

Specifications:

- Contact resistance: inner conductor <6mΩ
  outer conductor <3mΩ
- Current rating: 1.5 amps (max.)
- Crimped ferrule termination
- Temperature range: -65°C to +165°C
- Plating: inner conductor- 100% 1.3 micron gold over nickel
  outer conductor- contact area .8 micron gold over nickel
  ferrule- .3 micron gold over nickel
- Impedance: 50Ω or 75Ω
- 50Ω contacts fit RG cable types: 174U, 188AU, 316U
- 75Ω contacts fit RG cable types: 179BU, 187AU

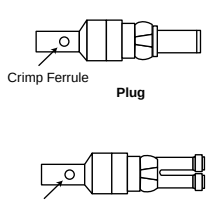

For quantities greater than listed, call for quote.

MOUSER STOCK NO.	Description	Price Each		
		1	10	100
152-FMX1067	Coaxial plug contact, 50Ω	3.86	3.25	2.93
152-FMX3067	Coaxial receptacle contact, 50Ω	3.86	3.22	2.93
152-FMX003P	Coaxial plug contact, 75Ω	3.86	3.22	2.93
152-FMX003S	Coaxial receptacle contact, 75Ω	3.86	3.22	2.93

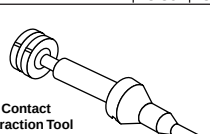

Contact Extraction Tool

Contact Extraction Tool

For quantities greater than listed, call for quote.

MOUSER STOCK NO.	Description	Price Each
152-DRK38	For coaxial, high voltage, and high power	97.30

Computer Cables, Adaptors, and Accessories

3M HIGH QUALITY COMPUTER HOOK-UP CABLES

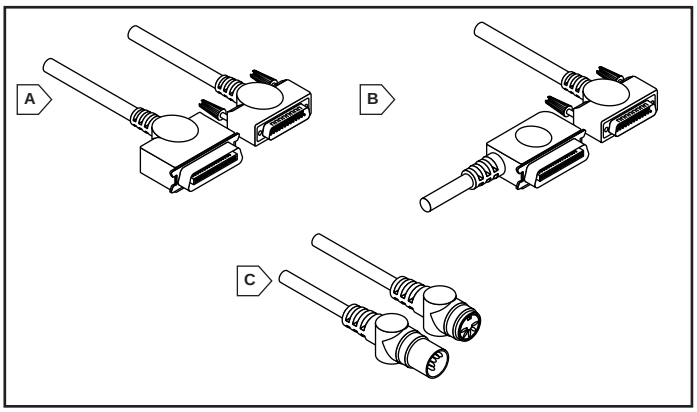

Parallel PC to Printer Cables

The Gold Series computer hook-up cables offer high quality at low cost for your IBM and compatible computers.

Features:

- Gold contacts and pins
- Aluminized flexible shield to reduce EMI/RFI interference
- Super flexible, rubberized PVC jacket
- Molded strain relief

For quantities greater than listed, call for quote.

MOUSER STOCK NO.	Fig.	Description	Length (Feet)	Price Each 1	5	10
517-66535	A	DB 25 male to centronics male	6	8.92	8.03	7.23
517-66501	A	DB 25 male to centronics male	25	17.09	15.38	13.84
517-66550	B	DB 25 male to centronics male	10	13.98	12.59	11.33

Keyboard Extension Cable

6 foot keyboard extension cable for IBM and compatible PC/XT/AT/PS2

For quantities greater than listed, call for quote.

MOUSER STOCK NO.	Fig.	Description	Price Each 1	5	10
517-66592	C	IBM XT/AT 5 pin DIN connector	6.99	6.29	5.66

COMPUTER CABLE DOUBLE SHIELDED

Features:

- 26 AWG wire
- Double shield, aluminum foil shield plus copper braided shield
- 10 foot cable length
- All pins wired
- 25 pin male to male

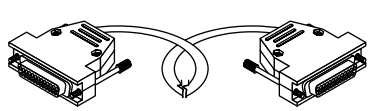

For quantities greater than listed, call for quote.

MOUSER STOCK NO.	Price Each 1	5	10
155-0125	9.39	8.98	8.17

D-SUBMINIATURE CUSTOM ADAPTOR HOUSING

A two piece plastic housing designed for custom applications requiring the use of two D-sub connectors. Applications include custom jumper boxes, null modems, and interconnects. Three configurations are available: DB9 to DB9, DB9 to DB25, and DB25 to DB25. Connectors are not included.

Features:

- All plastic construction
- Connector screws included
- Snap together assembly

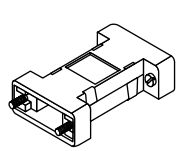

MOUSER STOCK NO.	Color	Description	Price Each 1	10	25	50
157-4001	Black	DB9 / DB9 housing with screws	1.10	.85	.76	.69
157-4002	Gray	DB9 / DB25 housing with screws	1.10	.85	.76	.69
157-4000	Black	DB25 / DB25 housing with screws	1.10	.85	.76	.69
157-4003	Gray	DB25 / DB25 housing with screws	1.10	.85	.76	.69

COMPUTER ACCESSORIES

- Standard DB25 housing

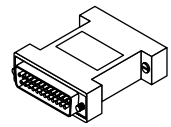

For quantities greater than listed, call for quote.

MOUSER STOCK NO.	Description	Price Each 1	10	25
157-4020	Jumper box male / male	6.56	5.96	5.42
157-4021	Jumper box male / female	6.72	6.11	5.56
157-4022	Jumper box female / female	6.89	6.26	5.69
157-4030	RS232 surge protector	12.79	11.63	10.57

COMPUTER ACCESSORIES

Features:

- Standard null modem most commonly used
- Mini-tester quickly determines if trouble is emanating from the cable or the equipment
- Standard DB25 housing

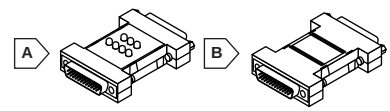

For quantities greater than listed, call for quote.

MOUSER STOCK NO.	Fig.	Description	Price Each 1	10	25	50
157-4040	A	Mini-tester with 7 LED's M/F	14.37	13.07	11.88	10.80
157-4050	B	Null modem, male/female	7.31	6.12	5.56	5.06

CENTRONICS TYPE 25 PIN D-SUB PORT ADAPTOR, IBM

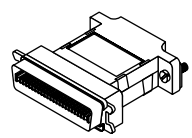

For quantities greater than listed, call for quote.

MOUSER STOCK NO.	Description	Price Each 1	10	25
524-45-598	36 pin male Centronics / 25 pin female D-sub	9.02	8.12	7.85

KEYSTONE ELECTRONICS CORP. JACK SCREWS

Equivalent to Amp, Cannon, and TRW jack screws.

- Meets MIL-C-24308/26
- Material: steel and zinc plate

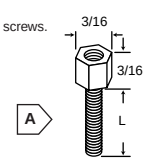

DIMENSIONS (IN.)

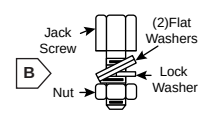

✻ Jack Screw with Hardware

MOUSER STOCK NO.	Fig.	Description	Length (In.)	Price Each 1	10	100	500
534-7230	A	Gold iridite	.312	.24	.20	.19	.17
534-7230-5	A	Clear chromate	.312	.24	.20	.19	.17
✻ 534-7231	B	Gold iridite	.312	.36	.33	.30	.27
✻ 534-7231-5	B	Clear chromate	.312	.36	.33	.30	.27
534-7232	A	Gold iridite	.625	.42	.40	.38	.36
534-7232-5	A	Clear chromate	.625	.42	.40	.38	.36
✻ 534-7233	B	Gold iridite	.625	.79	.71	.64	.58
✻ 534-7233-5	B	Clear chromate	.625	.79	.71	.64	.58

D-SUB DUST / SPLASH COVERS

- Fits 9 or 25-pin "D-sub" connectors
- Increases connector life
- Hood color: red
- Keeps dust and liquids from entering the plug or socket



For quantities greater than listed, call for quote.

MOUSER STOCK NO.	Description	Type	Price Each 1	10	100
152-1042-1P	Fits 9 pin	Male	.58	.45	.41
152-1042-1S	Fits 9 pin	Female	.58	.45	.41
152-1042-3P	Fits 25 pin	Male	.58	.45	.41
152-1042-3S	Fits 25 pin	Female	.58	.45	.41

SINGLE D-SUB WALL PLATES

- 25 pin "D-sub" (RS232)
- Durable thermoplastic or polished stainless steel

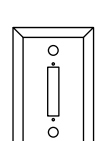

Plastic Plate

For quantities greater than listed, call for quote.

MOUSER STOCK NO.	Color	Price Each 1	10	50
152-0125	Beige	1.45	1.31	1.25

Stainless Steel Plate

MOUSER STOCK NO.	Color	Price Each 1	10	100
556-DW25B	Stainless steel	1.45	1.31	1.25

3M SCOTCHFLEX® Flat Cable Connectors / Accessories

3M SCOTCHFLEX® ECONOMY D-SUB CONNECTORS

Features:
- Wiremount connectors
- Pre-assembled, one-piece body
- Available with 9, 15, 25, and 37 positions
- Accepts .050" flat ribbon cable and discrete wire
- Available for 26 and 28 AWG cable, solid and stranded
- Cost-effective

LR40971 E68080

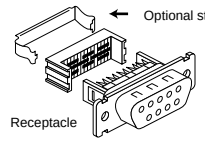

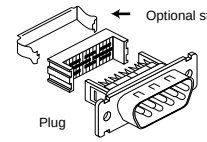

Receptacles

For quantities greater than listed, call for quote.

MOUSER STOCK NO.	No. of Cont.	Price Each 1	25	50
517-8909	9	4.89	4.45	4.05
517-8915	15	5.63	5.11	4.64
517-8925	25	6.26	5.69	5.15
517-8937	37	8.08	7.57	6.63

Plugs

For quantities greater than listed, call for quote.

MOUSER STOCK NO.	No. of Cont.	Price Each 1	25	50
517-9009	9	4.77	4.34	3.94
517-9015	15	5.42	4.92	4.48
517-9025	25	6.16	5.59	5.07
517-9037	37	7.96	7.21	6.54

Optional Strain Relief

For quantities greater than listed, call for quote.

MOUSER STOCK NO.	No. of Cont.	Price Each 1	25	50
517-3448-8D09A	9	.25	.23	.21
517-3448-8D15A	15	.34	.30	.28
517-3448-8D25A	25	.25	.23	.21
517-3448-8D37A	37	.40	.36	.33

D-SUB CONNECTORS

Specifications:
- Current rating: 1 amp
- Withstand voltage: 1000 volts
- Temperature rating: -55°C to +105°C
- Flammability rating: UL94V-0
- 26, 28 AWG solid or stranded wire

Features:
- Metal to metal strain relief
- Plug dimples aid EMI/ESD protection
- Compatible with industry types

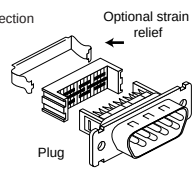

LR40971 E68080

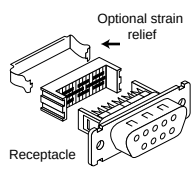

Plugs

For quantities greater than listed, call for quote.

MOUSER STOCK NO.	No. of Cont.	Price Each 1	25	50
517-8209-6000	9	5.61	5.10	4.64
517-8225-6000	25	7.25	6.58	5.97

Receptacles

517-8309-6000	9	5.75	5.23	4.76
517-8325-6000	25	7.36	6.69	6.06

Optional Strain Relief

517-3448-8D09A	9	.25	.23	.21
517-3448-8D25A	25	.25	.23	.21

D-SUB CONNECTOR HOODS

Specifications:
- Current rating: 1 amp
- Withstand voltage: 1000 volts
- Temperature rating: -55°C to +105°C
- Flammability rating: UL94V-0
- 26, 28 AWG solid or stranded wire

Features:
- Nickel plated steel shell
- EMI/ESD protection
- Lightweight, compact design

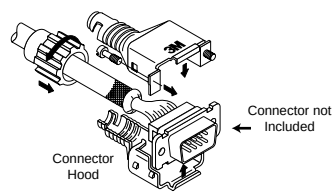

For quantities greater than listed, call for quote.

MOUSER STOCK NO.	Use With Size	Price Each 1	25	50
517-3357-9209	9 pin	2.77	2.52	2.29
517-3357-9225	25 pin	3.68	3.35	3.05

3M SCOTCHFLEX® ECONOMY SOCKET CONNECTORS

Features:
- Will accommodate 26-28 AWG stranded
- Will accept 30 AWG solid
- Mates with most headers with .10 x .10 grid

Specifications:
- Current rating: 1 amp
- Withstand voltage: 1000 Vrms

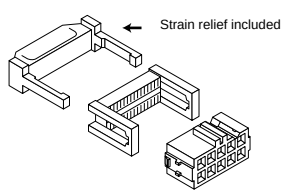

For quantities greater than listed, call for quote.

MOUSER STOCK NO.	No. of Cont.	Price Each 1	25	50
517-8910	10	.51	.42	.41
517-8914	14	.65	.54	.53
517-8916	16	.72	.60	.59
517-8920	20	.87	.72	.70
517-8924	24	1.01	.84	.82
517-8926	26	1.08	.90	.88

For quantities greater than listed, call for quote.

MOUSER STOCK NO.	No. of Cont.	Price Each 1	25	50
517-8930	30	1.23	1.02	1.00
517-8934	34	1.34	1.19	1.11
517-8940	40	1.51	1.33	1.29
517-8950	50	1.90	1.68	1.58
517-8960	60	2.27	2.01	1.87

SOCKET CONNECTORS

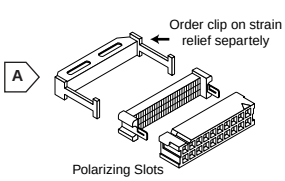

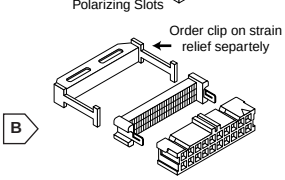

Features:
- Will accommodate 26-28AWG stranded or up to 30AWG solid
- Mates with most headers with .10" x .10" grid

Specifications:
- Housing material: glass reinforced UL94V-0
- Current rating: 1 amp
- Withstand voltage: 1000Vrms

High Rel Applications:
- Telephone switches
- Process control electronics
- Medical equipment
- Automatic test equipment

Polarizing Slots

(Open Ended for Daisy Chaining)

Fig. A For quantities greater than listed, call for quote.

MOUSER STOCK NO.	No. of Cont.	Price Each 1	25	50
517-3473-6000	10	1.93	1.76	1.60
517-3385-6000	14	2.35	2.14	1.95
517-3452-6000	16	2.56	2.33	2.12
517-3421-6000	20	2.83	2.58	2.35
517-3626-6000	24	3.39	3.08	2.80
517-3399-6000	26	3.66	3.33	3.03
517-3419-6000	30	4.20	3.82	3.48
517-3414-6000	34	4.76	4.33	3.94
517-3417-6000	40	5.60	5.10	4.64
517-3425-6000	50	6.99	6.36	5.79
517-3334-6000	60	8.65	7.87	7.16

Center-Bumped Polarizing

(Open-Ended for Daisy Chaining)

Fig. B For quantities greater than listed, call for quote.

MOUSER STOCK NO.	No. of Cont.	Price Each 1	25	50
517-3473-6600	10	2.17	1.97	1.79
517-3385-6600	14	2.63	2.39	2.18
517-3452-6600	16	2.87	2.61	2.37
517-3421-6600	20	3.17	2.88	2.63
517-3626-6600	24	3.39	3.08	2.80
517-3399-6600	26	4.10	3.73	3.39
517-3419-6600	30	4.20	3.82	3.48
517-3414-6600	34	5.33	4.85	4.41
517-3417-6600	40	6.27	5.70	5.19
517-3425-6600	50	7.83	7.13	6.48
517-3334-6600	60	8.65	7.87	7.16

Center-Bumped Polarizing

(Closed-Ended for Line Termination)

Fig. B For quantities greater than listed, call for quote.

MOUSER STOCK NO.	No. of Cont.	Price Each 1	25	50
517-3473-7600	10	2.00	1.82	1.66
517-3385-7600	14	2.41	2.19	1.99
517-3452-7600	16	2.62	2.38	2.17
517-3421-7600	20	2.89	2.63	2.39
517-3626-7600	24	3.45	3.14	2.86
517-3399-7600	26	3.72	3.39	3.08
517-3419-7600	30	4.29	3.90	3.55
517-3414-7600	34	4.83	4.39	3.99
517-3417-7600	40	5.66	5.15	4.69
517-3425-7600	50	7.05	6.42	5.84
517-3334-7600	60	9.01	8.20	7.46

CLIP ON STRAIN RELIEF

For quantities greater than listed, call for quote.

MOUSER STOCK NO.	No. of Cont.	Price Each 1	25	50
517-3448-3010	10	.25	.23	.21
517-3448-3014	14	.25	.23	.21
517-3448-3016	16	.25	.23	.21
517-3448-3020	20	.25	.23	.21
517-3448-3024	24	.25	.23	.21
517-3448-3026	26	.25	.23	.21
517-3448-3030	30	.29	.26	.24
517-3448-3034	34	.29	.26	.24
517-3448-3040	40	.29	.26	.24
517-3448-3050	50	.29	.26	.24
517-3448-3060	60	.29	.26	.24

Strain relief for 6000, 6600, and 7600 series Scotchflex socket connectors

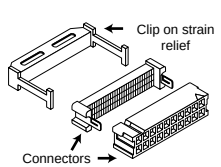

CARD EDGE CONNECTORS

Features:
- Reinforced card edge, resists bowing
- Metal cover clips provide superior retention
- .100" center spacing

Specifications:
- Current rating: 1 amp
- Withstand voltage: 1000 volts
- Temperature rating: -55°C to +105°C
- Flammability rating: UL94V-0
- 26, 28 AWG solid or stranded wire

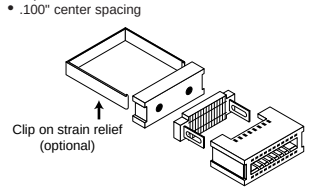

For quantities greater than listed, call for quote.

MOUSER STOCK NO.	No. of Cont.	Price Each 1	25	50
517-3462-0001	26	6.13	5.58	5.08
517-3463-0001	34	7.13	6.49	5.90
517-3464-0001	40	8.74	7.95	7.24

Clip On Strain Relief

517-3448-55	26	.81	.74	.69
517-3448-56	34	.81	.74	.69
517-3448-57	40	.81	.74	.69

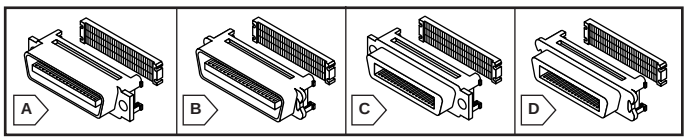

D RIBBON CONNECTORS (CENTRONICS-TYPE)

- 1000: **For front panel mount** with -1002 using 517-3342-3 screw mount kit or 517-3341-2 jack socket kit or -1001 using 517-3475-1 bail mount kit.
  For rear panel mount with -1001 using 517-3475-2 bail mount kit.
- 1001: **For front panel mount** with -1000 using 517-3475-1 bail mount kit.
  For rear panel mount with -1001 using 517-3475-4 bail mount kit.
- 1002: **For front panel mount** with -1000 using 517-3342-3 screw mount kit or 517-3341-2 jack socket kit.
  For rear panel mount with -1002 using 517-3341-1L jack socket kit.

Specifications:
- Current rating: 1 amp
- Withstand voltage: 1000 volts
- Temperature rating: -55°C to +105°C
- Flammability rating: UL94V-0
- 26, 28 AWG solid or stranded wire

Plugs
• 3 mounting styles

MOUSER STOCK NO.	Fig.	Description	Price Each 1	25	50	100
517-3366-1000	A	36 contact without threaded insert	7.20	6.55	5.96	Call For Quote
517-3366-1001	B	36 contact with bail mount ears	7.55	6.87	6.25	
517-3366-1002	A	36 contact with threaded insert	7.71	7.02	6.38	
517-3564-1000	A	50 contact without threaded insert	8.57	7.80	7.10	
517-3564-1001	B	50 contact with bail mount ears	9.25	8.42	7.66	
517-3564-1002	A	50 contact with threaded insert	9.48	8.62	7.85	

Receptacles
• 3 mounting styles

517-3367-1000	C	36 contact without threaded insert	7.20	6.55	5.96	Call For Quote
517-3367-1001	D	36 contact with bail mount ears	7.55	6.87	6.25	
517-3367-1002	C	36 contact with threaded insert	7.71	7.02	6.38	
517-3565-1000	C	50 contact without threaded insert	8.57	7.80	7.10	
517-3565-1001	D	50 contact with bail mount ears	9.25	8.42	7.66	
517-3565-1002	C	50 contact with threaded insert	9.48	8.62	7.85	

Clip On Strain Relief

517-3448-62	- - -	For 36 contact connector	.39	.35	.32	Call
517-3448-63	- - -	For 50 contact connector	.39	.35	.32	

Mounting Kits

MOUSER STOCK NO.	Description	Price Each 1	5
517-3475-1	Front mount bail mount kit	.99	.83
517-3475-4	Rear mount bail mount kit	.99	.83
517-3341-1L	Rear mount jack socket kit	1.19	1.06
517-3341-2	Front mount jack socket kit	1.09	.96
517-3342-3	Front mount screw mount kit	.53	.48

.100" x .100" 2 ROW PCB CONNECTORS

Features:
- Fits standard .100" x .100" PCB header layout
- Uses less board area than 4 row designs
- Can be used as a transition plug
- Accommodates 26 and 28 AWG solid or stranded; 30 AWG solid .050 flat cable

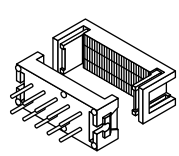

Specifications:
- Current rating: 1 amp
- Withstand voltage: 1000 volts
- Temperature rating: -55°C to +105°C
- Flammability rating: UL94V-0

MOUSER STOCK NO.	Number of Contacts	Body Width (In.)	Price Each 1	25	50	100
517-3910-T	10	.70	1.98	1.78	1.60	Call For Quote
517-3914-T	14	.90	2.24	2.02	1.81	
517-3916-T	16	1.00	2.26	2.03	1.83	
517-3920-T	20	1.20	2.38	2.14	1.93	
517-3924-T	24	1.40	2.47	2.22	2.00	
517-3926-T	26	1.50	2.52	2.27	2.04	
517-3930-T	30	1.70	2.70	2.43	2.19	
517-3934-T	34	1.90	2.87	2.58	2.32	
517-3936-T	36	2.00	3.04	2.74	2.47	
517-3940-T	40	2.20	3.26	2.93	2.64	
517-3950-T	50	2.70	3.87	3.48	3.13	
517-3960-T	60	3.20	4.59	4.13	3.72	
517-3964-T	64	3.40	4.92	4.53	4.08	

.100" x .100" POLARIZED BOARD MOUNT SOCKETS

Features:
- Center bump polarization
- Mates with low profile shrouded headers
- Board retention feature

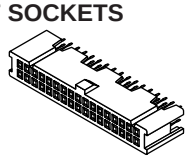

Specifications:
- Current rating: 1 amp
- Withstand voltage: 1000 volts
- Temperature rating: -55°C to +105°C
- Flammability rating: UL94V-0

MOUSER STOCK NO.	Number of Contacts	Body Width (In.)	Price Each 1	25	50	100
517-8520-4500	20	1.18	2.95	2.65	2.39	Call For Quote
517-8526-4500	26	1.48	3.36	3.02	2.72	
517-8534-4500	34	1.88	3.84	3.46	3.11	
517-8540-4500	40	2.18	4.55	4.10	3.69	
517-8550-4500	50	2.68	5.44	4.90	4.41	

.100" x .100" 4 WALL HEADERS

Features:
- Optional ejector latches
- Mounting holes allow mounting header to PC board
- Shrouded to prevent pin damage

Specifications:
- Current rating: 1 amp
- Withstand voltage: 1000 volts
- Temperature rating: -55°C to +105°C
- Flammability rating: UL94V-0

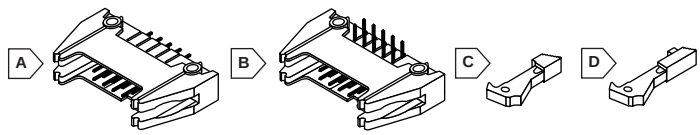

Straight

MOUSER STOCK NO.	Fig.	No. of Contacts	Body Width (In.)	Price Each 1	25	50	100
517-3446-6002	A	10	1.26	1.72	1.55	1.39	Call For Quote
517-3314-6002	A	14	1.46	1.91	1.72	1.55	
517-3408-6002	A	16	1.56	1.98	1.78	1.60	
517-3428-6002	A	20	1.76	2.12	1.91	1.72	
517-3627-6002	A	24	1.96	2.45	2.21	1.99	
517-3429-6002	A	26	2.06	2.61	2.35	2.11	
517-3440-6002	A	30	2.26	3.01	2.71	2.44	
517-3431-6002	A	34	2.46	3.38	3.04	2.74	
517-3432-6002	A	40	2.76	3.87	3.48	3.13	
517-3433-6002	A	50	3.26	4.66	4.19	3.77	
517-3372-6002	A	60	3.76	5.73	5.16	4.64	

Right Angle

517-3793-5002	B	10	1.26	1.72	1.55	1.39	Call For Quote
517-3314-5002	B	14	1.46	1.91	1.72	1.55	
517-3408-5002	B	16	1.56	1.98	1.78	1.60	
517-3428-5002	B	20	1.76	2.12	1.91	1.72	
517-3627-5002	B	24	1.96	2.45	2.21	1.99	
517-3429-5002	B	26	2.06	2.61	2.35	2.11	
517-3440-5002	B	30	2.26	3.01	2.71	2.44	
517-3431-5002	B	34	2.46	3.38	3.04	2.74	
517-3432-5002	B	40	2.76	3.87	3.48	3.13	
517-3433-5002	B	50	3.26	4.66	4.19	3.77	
517-3372-5002	B	60	3.76	5.73	5.16	4.64	

Optional Ejector Latches for Headers
For quantities greater than listed, call for quote.

MOUSER STOCK NO.	Fig.	For Use With Socket Connector	Price Each 1	100
517-3505-2	C	Short latch without retainer clip	.10	.08
517-3505-3	D	Large latch with retainer clip	.10	.08

LOW PROFILE BOX HEADERS

Features:
- Low profile design
- Industry compatible

Specifications:
- Current rating: 2 amp
- Withstand voltage: 1000 volts
- Temperature rating: -55°C to +105°C
- Flammability rating: UL94V-0

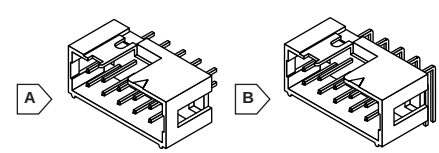

Straight

MOUSER STOCK NO.	Fig.	Number of Contacts	Price Each 1	25	50	100
517-2510-6002	A	10	1.34	1.22	1.11	Call For Quote
517-2514-6002	A	14	1.38	1.26	1.15	
517-2516-6002	A	16	1.54	1.40	1.27	
517-2520-6002	A	20	1.60	1.46	1.33	
517-2524-6002	A	24	1.68	1.53	1.39	
517-2526-6002	A	26	1.71	1.56	1.42	
517-2530-6002	A	30	1.97	1.79	1.63	
517-2534-6002	A	34	2.05	1.87	1.70	
517-2540-6002	A	40	2.19	1.99	1.81	
517-2550-6002	A	50	2.72	2.47	2.25	
517-2560-6002	A	60	3.27	2.98	2.71	

Right Angle

MOUSER STOCK NO.	Fig.	Number of Contacts	Price Each 1	25	50	100
517-2510-5002	B	10	1.47	1.34	1.22	Call For Quote
517-2514-5002	B	14	1.52	1.38	1.26	
517-2516-5002	B	16	1.69	1.54	1.40	
517-2520-5002	B	20	1.76	1.60	1.46	
517-2524-5002	B	24	1.84	1.67	1.52	
517-2526-5002	B	26	1.87	1.70	1.55	
517-2530-5002	B	30	2.53	2.30	2.09	
517-2534-5002	B	34	2.24	2.04	1.86	
517-2540-5002	B	40	2.41	2.19	1.99	
517-2550-5002	B	50	3.00	2.73	2.48	
517-2560-5002	B	60	3.59	3.27	2.98	

AMP IDC Connectors

(Insulation Displacement Connectors)

AMP CHAMP® IDC PLUGS (Centronics Type)

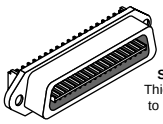

Screw Lock Plug
Thick Flange for Cable to Cable Applications

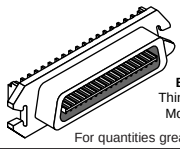

Bail Lock Plug
Thin Flange for Panel Mount Applications

For quantities greater than listed, call for quote.

MOUSER STOCK NO.	AMP Number	No. of Positions	Wire Size (AWG)		Lock Type	Price Each			
			Solid	7 Strand		1	25	50	100
Thick Flange									
571-5521731	552173-1	50	22	22	Screw	**2.55**	**2.04**	**1.84**	**1.63**
571-5522841	552284-1	36	26	24	Screw	**3.43**	**2.77**	**2.33**	**2.12**
571-5523901	552390-1	50	- - -	26-27-28	Screw	**2.53**	**2.02**	**1.78**	**1.62**
Thin Flange									
571-5523181	552318-1	36	22	22	Bail	**3.43**	**2.77**	**2.33**	**2.12**
571-5523191	552319-1	50	22	22	Bail	**7.18**	**5.74**	**5.17**	**4.59**

AMP CHAMP® IDC RECEPTACLES (Centronics Type)

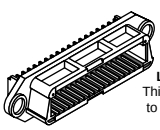

Screw or Bail Lock Receptacle
Thick Flange for Cable to Cable Applications

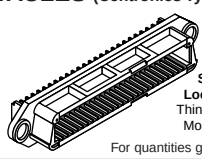

Screw or Bail Lock Receptacles
Thin Flange for Panel Mount Applications

For quantities greater than listed, call for quote.

MOUSER STOCK NO.	AMP Number	No. of Positions	Wire Size (AWG)		Price Each			
			Solid	7 Strand	1	25	50	100
Thick Flange								
571-5523061	552306-1	36	22	22	**5.13**	**3.96**	**3.73**	**3.50**
571-5520641	552064-1	50	22	22	**2.85**	**2.28**	**2.05**	**1.82**
571-5523911	552391-1	50	- - -	26-27-28	**2.53**	**2.02**	**1.78**	**1.62**
Thin Flange								
571-25523241	2-552324-1	50	22	22	**8.43**	**6.74**	**6.07**	**5.39**
571-25522751	2-552275-1	36	26	24	**3.43**	**2.77**	**2.33**	**2.12**
571-25524751	2-552475-1	36	- - -	26-27-28	**6.39**	**4.90**	**4.53**	**4.12**
571-25524761	2-552476-1	50	- - -	26-27-28	**5.40**	**4.32**	**3.89**	**3.24**

AMP CHAMP® CONNECTOR COVERS AND STRAIN RELIEFS

Made of high impact strength thermoplastic materials, all covers and strain relief have inner ribs that confine each wire in the wire termination slots.

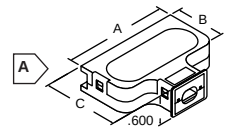

180° Snap-On Strain Relief Cover

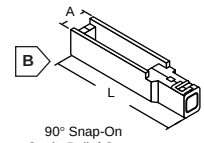

90° Snap-On Strain Relief Cover

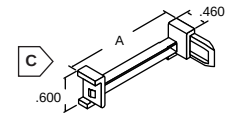

Snap-On Strain Relief

For quantities greater than listed, call for quote.

MOUSER STOCK NO.	AMP Number	Fig.	No. of Pos.	Dimensions (In.)				Cable Range (In.)	Price Each		
				A	B	C	L		1	25	50
571-5520735	552073-5	A	36	1.92	1.45	1.83	- - -	.36-.43	**1.27**	**.98**	**.90**
571-5520736	552073-6	A	36	1.92	1.45	1.83	- - -	.48-.52	**1.48**	**1.15**	**1.08**
571-45520081	4-552008-1	A	50	2.52	1.55	1.93	- - -	.49-.55	**1.53**	**1.22**	**1.08**
571-5524141	552414-1	B	36	.68	- - -	- - -	2.79	.305-.36	**.85**	**.65**	**.60**
571-35524141	3-552414-1	B	36	.68	- - -	- - -	2.79	.33-.38	**.85**	**.65**	**.60**

✻ Two pieces required to make one strain relief

For quantities greater than listed, call for quote.

MOUSER STOCK NO.	AMP Number	Fig.	No. of Pos.	Type	Dim. A (In.)	Price Each			
						1✻	25	50	100
✻ **571-15522971**	1-552297-1	C	36	Low profile	1.965	**.47**	**.43**	**.41**	**.39**
✻ **571-15520271**	1-552027-1	C	50	Low profile	2.56	**.20**	**.19**	**.18**	**.17**

AMP CHAMP® CONNECTOR HARDWARE KITS

For quantities greater than listed, call for quote.

MOUSER STOCK NO.	AMP Number	Description	Price Each			
			1	25	50	100
Cable-to-Cable Hardware Kits						
571-5525613	552561-3	Bail lock hardware kit	**1.84**	**1.53**	**1.23**	**1.12**
Cable-to-Panel Hardware Kits						
571-5525671	552567-1	Bail lock hardware kit	**1.96**	**1.45**	**1.36**	**1.28**
571-5525672	552567-2	Bent bail lock hardware kit	**1.96**	**1.45**	**1.36**	**1.28**
571-5525673	552567-3	Panel mount bail lock hardware kit	**2.19**	**1.62**	**1.52**	**1.43**
571-5533591	553359-1	Champ-LOK for 36 and 50 positions	**2.46**	**1.82**	**1.71**	**1.61**

AMP-LATCH UNI-BEAM CONNECTORS

Features:

- Pre-loaded single mating beam design, provides a high normal force without high mating/unmating forces
- Mates with .025" square or round pin, .125" max. post length
- IDC for fast, economical mass termination

Specifications:

- Current rating: 1A per contact max.
- Dielectric withstanding voltage: 500VAC min.
- Insulation resistance: 5000MΩ min.
- Termination resistance: 15mΩ max.
- Operating temperature range: -65°C to +105°C

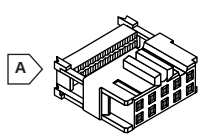

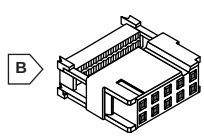

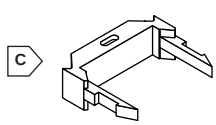

Uni-Beam (Center / Military Polarized) IDC Sockets

MOUSER STOCK NO.	Fig.	Position	Price Each			
			1	25	50	100
571-1119181	A	10	**.59**	**.56**	**.53**	**.49**
571-1119182	A	14	**.66**	**.62**	**.59**	**.55**
571-1119183	A	16	**.73**	**.69**	**.66**	**.61**
571-1119184	A	20	**.84**	**.80**	**.76**	**.69**
571-1119185	A	24	**1.01**	**.96**	**.91**	**.84**
571-1119186	A	26	**1.12**	**1.06**	**1.01**	**.93**
571-1116337	A	30	**1.32**	**1.17**	**1.06**	**.85**
571-1119188	A	34	**.65**	**.62**	**.59**	**.51**
571-1119189	A	40	**.68**	**.64**	**.61**	**.52**
571-11116330	A	50	**1.90**	**1.68**	**1.53**	**1.22**
571-11116331	A	60	**2.27**	**2.01**	**1.82**	**1.46**

Uni-Beam (Military Polarized) IDC Sockets

MOUSER STOCK NO.	Fig.	Position	Price Each			
			1	25	50	100
571-1119171	B	10	**.59**	**.56**	**.53**	**.49**
571-1116342	B	14	**.90**	**.80**	**.72**	**.58**
571-1119173	B	16	**.73**	**.69**	**.66**	**.61**
571-1119174	B	20	**.84**	**.80**	**.76**	**.69**
571-1116345	B	24	**1.18**	**1.04**	**.95**	**.76**
571-1116346	B	26	**1.20**	**1.08**	**.97**	**.77**
571-1116347	B	30	**1.32**	**1.17**	**1.06**	**.85**
571-1119178	B	34	**.65**	**.62**	**.59**	**.51**
571-1119179	B	40	**.67**	**.64**	**.61**	**.53**
571-11116340	B	50	**1.90**	**1.68**	**1.53**	**1.22**
571-11116341	B	60	**2.27**	**2.01**	**1.82**	**1.46**

Strain Reliefs

MOUSER STOCK NO.	Fig.	Pins	Price Each			
			1	25	50	100
571-1115649	C	14	**.32**	**.29**	**.24**	**.17**
571-1115648	C	16	**.33**	**.30**	**.25**	**.18**
571-1115642	C	20	**.36**	**.33**	**.28**	**.19**
571-11115640	C	24	**.38**	**.35**	**.29**	**.20**
571-1115643	C	26	**.39**	**.36**	**.30**	**.21**
571-11115642	C	30	**.42**	**.39**	**.32**	**.22**
571-1115646	C	34	**.45**	**.41**	**.35**	**.24**
571-1115641	C	40	**.48**	**.44**	**.37**	**.26**
571-1115644	C	50	**.54**	**.50**	**.41**	**.29**
571-1115647	C	60	**.60**	**.55**	**.46**	**.32**

.050" CENTERLINE GRAY FLAT IDC RIBBON CABLE

MOUSER STOCK NO.	No. of Cond.	Price Per Foot			MOUSER STOCK NO.	Price Per 100' Spool
		1	10	25		
- - - - - - - - -	6	- - -	- - -	- - -	- - - - - - - - -	- - -
571-2570400FT	8	**.16**	**.15**	**.13**	**571-2570400**	**9.85**
571-1570402FT	9	**.17**	**.16**	**.14**	**571-1570402**	**11.08**
571-1570403FT	10	**.18**	**.17**	**.15**	**571-1570403**	**12.30**
571-1570404FT	14	**.27**	**.24**	**.22**	**571-1570404**	**17.23**
571-1570405FT	15	**.28**	**.26**	**.23**	**571-1570405**	**18.45**
571-1570406FT	16	**.30**	**.27**	**.25**	**571-1570406**	**19.66**
571-2570403FT	18	**.33**	**.30**	**.28**	**571-2570403**	**22.13**
571-570401FT	20	**.35**	**.32**	**.29**	**571-570401**	**20.58**
571-1570407FT	24	**.45**	**.41**	**.37**	**571-1570407**	**29.74**
571-570402FT	25	**.47**	**.42**	**.39**	**571-570402**	**30.90**
571-570403FT	26	**.45**	**.41**	**.37**	**571-570403**	**29.44**
- - - - - - - - -	28	- - -	- - -	- - -	- - - - - - - - -	- - -
571-2570401FT	30	**.55**	**.50**	**.45**	**571-2570401**	**36.14**
571-570404FT	34	**.58**	**.53**	**.48**	**571-570404**	**38.49**
571-2570405FT	36	**.65**	**.59**	**.54**	**571-2570405**	**42.90**
571-1570408FT	37	**.71**	**.65**	**.59**	**571-1570408**	**47.28**
571-570405FT	40	**.68**	**.62**	**.56**	**571-570405**	**45.29**
571-2570404FT	44	**.87**	**.79**	**.72**	**571-2570404**	**52.38**
571-570406FT	50	**.85**	**.77**	**.70**	**571-570406**	**56.62**
571-570407FT	60	**1.03**	**.94**	**.85**	**571-570407**	**67.94**
571-2570402FT	64	**1.10**	**1.00**	**.91**	**571-2570402**	**72.47**

AMP CODE 10™ .050" CENTERLINE MULTI-COLORED IDC RIBBON CABLE

Specifications:

- 28AWG 7/36 stranded tinned copper
- Voltage rating: 300V
- Current rating: 1A
- Temperature rating: -20°C to 105°C
- Flammability rating: UL:VW1
- Color coded PVC

For quantities greater than listed, call for quote.

MOUSER STOCK NO.	No. of Cond.	Price Per Foot			MOUSER STOCK NO.	Price Per 100' Spool
		1	10	25		
571-1576430FT	10	**.57**	**.52**	**.47**	**571-1576430**	**33.75**
571-1576434FT	14	**.65**	**.59**	**.54**	**571-1576434**	**39.15**
571-1576436FT	16	**.70**	**.64**	**.58**	**571-1576436**	**41.85**
571-2576430FT	20	**.78**	**.71**	**.65**	**571-2576430**	**47.25**
571-2576434FT	24	**.87**	**.79**	**.72**	**571-2576434**	**51.98**
571-2576435FT	25	**.88**	**.80**	**.73**	**571-2576435**	**53.33**
571-2576436FT	26	**.92**	**.83**	**.76**	**571-2576436**	**55.35**
571-3576434FT	34	**1.40**	**1.27**	**1.16**	**571-3576434**	**84.38**
571-3576436FT	36	**1.43**	**1.30**	**1.18**	**571-3576436**	**86.40**
571-3576437FT	37	**1.46**	**1.33**	**1.21**	**571-3576437**	**88.43**
571-4576430FT	40	**1.53**	**1.39**	**1.27**	**571-4576430**	**92.48**
571-5576430FT	50	**1.73**	**1.57**	**1.43**	**571-5576430**	**103.95**
571-6576430FT	60	**1.98**	**1.80**	**1.64**	**571-6576430**	**119.48**
571-6576434FT	64	**2.11**	**1.92**	**1.75**	**571-6576434**	**126.90**

IDC Connectors and Headers

(Insulation Displacement Connectors)

PARALLEL INTERFACE CONNECTORS

Features:

- Insulated material: reinforced thermoplastic UL rated 94V-0
- Contact material: phosphor bronze
- Contact plating: gold over nickel
- Current rating: 1 amp
- Insulator resistance: 10G Ω @ 500VDC
- Temperature rating: -55°C to +105°C

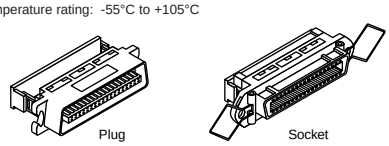

For quantities greater than listed, call for quote.

MOUSER STOCK NO.	Type	No. of Pins	Price Each			
			1	10	100	500
155-3360	Plug	36	3.52	2.94	2.67	2.40
155-4360	Socket	36	3.52	2.94	2.67	2.40

CA 25 PIN PLASTIC SHELL IDC D-SUB CONNECTORS

Specifications:

- Electrical rating: 1 amp
- Temperature range: -55°C to +120°C
- Insulation material: glass filled polyester, gray UL 94V-0
- Contact material: phosphor bronze
- Contact plating: 10µ in gold

Features:

- UL recognized / CSA certified
- Sizes available 25 position
- Terminates with standard D type connectors
- All plastic construction with integral strain relief

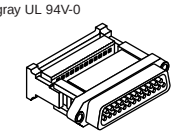

For quantities greater than listed, call for quote.

MOUSER STOCK NO.	Description	Price Each		
		1	10	100
544-CA-25SMD-P	Pin (male)	4.41	3.53	2.94
544-CA-25SMD-S	Socket (female)	4.77	3.81	3.18

IDC FLAT CABLE D-SUB CONNECTORS

Phosphor bronze contacts with gold plate over nickel, insulation displacement D-Subs provide added speed and convenience of mass termination.

Features:

- Metal shell
- Standard .050 pitch

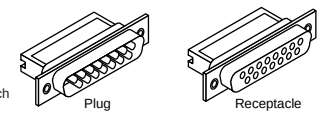

For quantities greater than listed, call for quote.

MOUSER STOCK NO.	Type	No. of Contacts	Price Each		
			1	10	100
156-1609	Plug	9	3.08	2.46	1.80
156-1615	Plug	15	4.07	3.25	2.39
156-1625	Plug	25	5.51	4.41	3.25
156-1637	Plug	37	8.16	6.53	4.80
156-1709	Receptacle	9	3.16	2.63	2.12
156-1715	Receptacle	15	4.66	3.73	2.75
156-1725	Receptacle	25	5.95	4.95	3.73
156-1737	Receptacle	37	9.39	7.51	5.53

CA 3 WALL HEADERS

- Mates with 164-Series IDC socket connectors

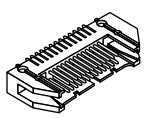

Straight Headers

For quantities greater than listed, call for quote.

MOUSER STOCK NO.	Fig.	Position	Price Each		
			1	50	100
544-CA26HRS-094	A	26	2.09	1.80	1.59

IDC CARD EDGE CONNECTORS

Features:

- Mass termination
- No soldering
- Gold contacts
- Strain relief

UL 94V-0

Specifications:

- Current rating: 1 amp
- Insulation resistance: 1000 MΩ
- Breakdown voltage: 500V / 1 minute
- IDC wire size: 28AWG / .050" spacing

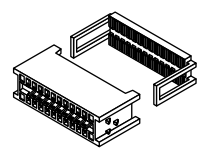

For quantities greater than listed, call for quote.

MOUSER STOCK NO.	No. of Contacts	Price Each			
		1	10	100	500
151-1020	20	.89	.69	.63	Call For Quote
151-1326	26	1.19	.99	.90	
151-1734	34	.96	.74	.67	
151-2040	40	1.73	1.49	1.31	
151-2550	50	1.91	1.59	1.45	

DUAL READOUT CARD EDGE CONNECTORS

Features:

- Bifurcated contact
- UL 94V-0 insulator
- For discrete wiring
- Gold plated
- .156" center spacing

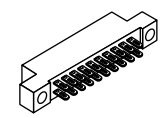

For quantities greater than listed, call for quote.

MOUSER STOCK NO.	Pin Configuration	Price Each			
		1	10	100	500
15PC001	2 x 10	4.40	3.36	3.08	Call For Quote
15PC002	2 x 15	5.24	4.40	3.67	
15PC005	2 x 22	5.39	4.49	4.09	

IDC SOCKET CONNECTOR WITH STRAIN RELIEF

Specifications:

- .100" spacing
- Rating: 1A
- Gold over nickel plating in contact area

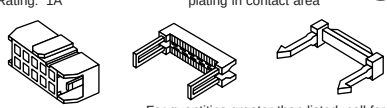

For quantities greater than listed, call for quote.

MOUSER STOCK NO.	No. of Contacts	Price Each			
		1	10	100	500
164-9006	10	.43	.38	.34	Call For Quote
164-9007	14	.55	.50	.45	
164-9008	16	.61	.53	.48	
164-9001	20	.74	.64	.59	
164-9010	24	.86	.78	.68	
164-9002	26	.92	.80	.73	
164-9003	34	1.14	1.04	.92	
164-9004	40	1.28	1.17	1.04	
164-9005	50	1.62	1.47	1.30	
164-9009	60	2.09	1.75	1.58	
164-9011	64	2.61	2.37	2.13	

IDC DIP FLAT CABLE PLUGS WITH STRAIN RELIEF

DIP plug connectors are ideal for board-to-board or MPU emulation. Ribbed and grooved for positive cable positioning. They provide a low cost interconnect with excellent contact reliability.

Features:

- IDC mass termination
- Gold plated contacts
- Mates with .050" flat cable

Specifications:

- Current rating: 1 amp
- Insulation resistance: 10^{10} Ω
- Breakdown voltage: 500VDC
- Temperature rating: -55°C to +105°C

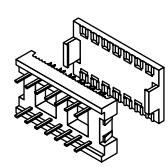

For quantities greater than listed, call for quote.

MOUSER STOCK NO.	No. of Contacts	Pin Spacing (In.)	Price Each		
			1	10	100
151-2P14	14	.100 x .300	1.04	.81	.72
151-2P16	16	.100 x .300	1.08	.84	.76
151-2P24	24	.100 x .600	1.46	1.22	1.10
151-2P40	40	.100 x .600	2.00	1.67	1.52

IDC FLAT CABLE CLAMPS

Features:

- Can be mounted with bolts, rivets, or adhesive pads
- Solves flat cable routing problems
- Allows stacking of up to 8 cables
- Locks securely

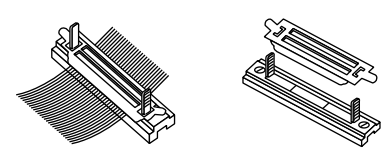

For quantities greater than listed, call for quote.

MOUSER STOCK NO.	No. of Conductors	Price Each		
		1	100	500
172-W7700A	Up to 26	.49	.40	.36
172-W7700B	Up to 40	.59	.46	.42
172-W7700C	Up to 64	.64	.53	.48

IDC FLAT CABLE

Features:

- Conductor size: 28 AWG
- Gray color
- Edge polarizing stripe
- Conductor spacing: .050"
- Available by the foot or in 50' or 100' dispenser box
- Conductor material: 7/36 stranded copper wire, tin plated
- Insulation: 300V 105°C PVC (polyvinylchloride)
- Voltage rating: 300V (150V for 96 conductor)

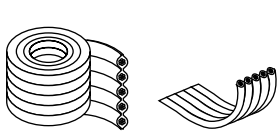

No. E82373
(Except 96 Conductor)

Cable Sold by the Foot

For quantities greater than listed, call for quote.

MOUSER STOCK NO.	No. of Conductors	Price Per Foot			
		1	5	10	25
172-1400FT	14	.33	.29	.26	.25
172-1600FT	16	.39	.34	.30	.28
172-2000FT	20	.45	.40	.35	.34
172-2400FT	24	.54	.48	.42	.41
172-2500FT	25	.55	.49	.43	.42
172-2600FT	26	.55	.49	.43	.42
172-3400FT	34	.76	.67	.59	.57
172-3600FT	36	.79	.70	.62	.61
172-5000FT	50	1.05	.93	.83	.80
172-6400FT	64	1.26	1.12	1.00	.97

50 Ft. Spools

For quantities greater than listed, call for quote.

MOUSER STOCK NO.	No. of Conductors	Spool Price	
		1	5
172-2401	24	19.10	17.53

100 Ft. Spools

172-1402	14	21.88	20.13
172-1602	16	23.38	21.51
172-2002	20	29.28	26.93
172-2402	24	35.50	32.66
172-2502	25	36.33	33.42
172-2602	26	38.25	35.19
172-3402	34	44.33	40.78
172-3602	36	46.40	42.69
172-5002	50	64.90	59.71
172-6402	64	81.93	75.38

NANOFLEX™ IDC High Density Connectors

DIMENSIONS (IN.)

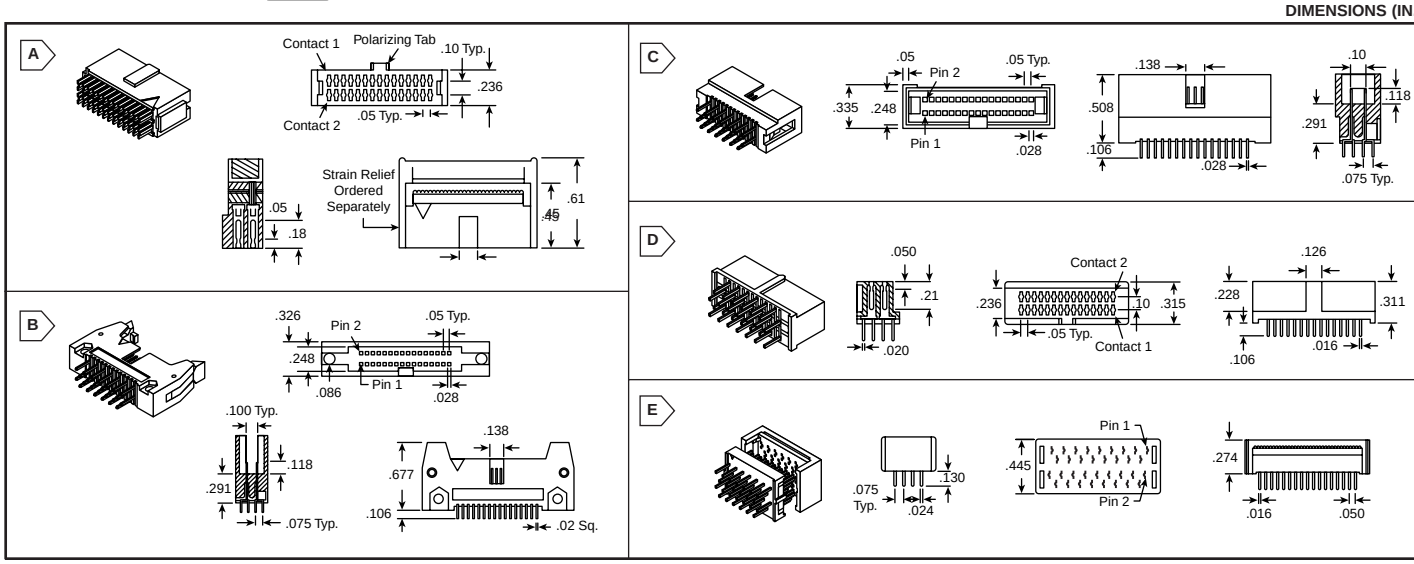

NANOFLEX is the new standard for high density IDC interconnect systems. It offers the proven reliability and the economy of mass termination while reducing the occupied space to half the size. NANOFLEX reliably connects up to 100 positions utilizing .025" conductor center ribbon cable.

Mechanical Specifications:

- UL recognized
- Insulator material: glass filled polyester, blue, UL94V-0
- Contact material: cable mount (NFS & NFT)-beryllium copper board mount (NFH, NFHL ,& NFVS)-phosphor bronze
- Contact plating: cable mount (NFS)-12µIN gold board mount (NFH, NFHL ,& NFVS)-contact area-12µIN gold/tail area-100µIN tin/lead
- Recommended wire size: 30AWG .025 center ribbon cable (where applicable)

Electrical Specifications:

- Current rating: 0.5 amp
- Voltage rating: 500VAC (1 minute)
- Insulator resistance: >1000MΩ
- Contact resistance: 20MΩ (where applicable)

IDC Socket

- Terminates to .025" center cable
- .050" x .100" contact grid

For quantities greater than listed, call for quote.

MOUSER STOCK NO.	Fig.	No. of Positions	Price Each 1	25	100	500
544-26NFS-12G	A	26	3.19	2.86	2.60	Call For Qoute
544-34NFS-12G	A	34	3.79	3.44	3.13	
544-40NFS-12G	A	40	4.49	3.94	3.58	
544-50NFS-12G	A	50	5.29	4.71	4.28	
544-60NFS-12G	A	60	6.29	5.56	5.05	
544-80NFS-12G	A	80	8.19	7.24	6.58	
544-100NFS-12G	A	100	10.29	9.13	8.30	

Low Profile Box Header

- 4 row .050" x .075" staggered PCB grid
- .050" x .100" contact grid

For quantities greater than listed, call for quote.

MOUSER STOCK NO.	Fig.	No. of Positions	Price Each 1	25	100	500
544-26NFHL-12GT	C	26	1.89	1.69	1.54	Call For Qoute
544-34NFHL-12GT	C	34	2.29	2.02	1.84	
544-40NFHL-12GT	C	40	2.49	2.23	2.03	
544-50NFHL-12GT	C	50	2.99	2.60	2.36	
544-60NFHL-12GT	C	60	3.69	3.22	2.93	
544-80NFHL-12GT	C	80	4.59	4.05	3.68	

Strain Relief

- For use with IDC Socket (above)
- Not illustrated

For quantities greater than listed, call for quote.

MOUSER STOCK NO.	Fig.	No. of Positions	Price Each 1	25	100	500
544-CA-SR26NFS	- - -	26	.24	.21	.19	Call For Qoute
544-CA-SR34NFS	- - -	34	.27	.25	.23	
544-CA-SR40NFS	- - -	40	.27	.25	.23	
544-CA-SR50NFS	- - -	50	.31	.28	.25	
544-CA-SR60NFS	- - -	60	.31	.28	.25	
544-CA-SR80NFS	- - -	80	.45	.41	.30	
544-CA-SR100NFS	- - -	100	.45	.41	.30	

Board Mount Socket

- 4 row .050" x .075" staggered PCB grid
- .050" x .100" contact grid

For quantities greater than listed, call for quote.

MOUSER STOCK NO.	Fig.	No. of Positions	Price Each 1	25	100	500
544-26NFVS-12GT	D	26	2.59	2.31	2.10	Call For Qoute
544-34NFVS-12GT	D	34	3.19	2.81	2.55	
544-40NFVS-12GT	D	40	3.69	3.23	2.94	
544-50NFVS-12GT	D	50	4.59	4.03	3.66	
544-60NFVS-12GT	D	60	5.39	4.75	4.32	
544-80NFVS-12GT	D	80	6.99	6.20	5.64	

Shrouded Header

- 4 row .050" x .075" staggered PCB grid
- .050" x .100" contact grid

For quantities greater than listed, call for quote.

MOUSER STOCK NO.	Fig.	No. of Positions	Price Each 1	25	100	500
544-26NFH-12GT	B	26	2.92	2.60	2.36	Call For Qoute
544-34NFH-12GT	B	34	3.29	2.89	2.63	
544-40NFH-12GT	B	40	3.48	3.09	2.81	
544-50NFH-12GT	B	50	3.89	3.47	3.15	
544-60NFH-12GT	B	60	4.59	4.08	3.71	
544-80NFH-12GT	B	80	5.69	5.20	4.73	
544-100NFH-12GT	B	100	7.29	6.48	5.89	

IDC Transition Plug

- Terminates to 30AWG .025" ribbon cable
- 100µ in tin plated contacts

For quantities greater than listed, call for quote.

MOUSER STOCK NO.	Fig.	No. of Positions	Price Each 1	25	100	500
544-26NFT-1T	E	26	4.09	3.60	3.27	Call For Qoute
544-34NFT-1T	E	34	4.99	4.39	3.99	
544-40NFT-1T	E	40	5.69	4.98	4.53	
544-50NFT-1T	E	50	6.89	6.07	5.52	
544-60NFT-1T	E	60	7.89	7.03	6.39	
544-80NFT-1T	E	80	10.49	9.31	8.46	
544-100NFT-1T	E	100	12.92	11.48	10.44	

NANOFLEX™ HI-DENSITY CABLE

Mechanical Specifications:

- Conductor: 30AWG, 7/38
- Insulator: PVC gray

Electrical Specifications:

- Voltage rating: 30V
- Impedance: 75Ω
- Temperature rating: 105°C

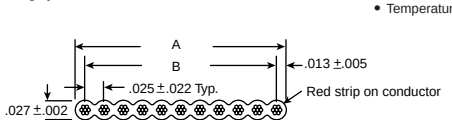

By the Foot / By the 100ft. Reel

MOUSER STOCK NO.	No. of Positions	Dimensions (In.) A	B	Price Per Foot 1	25	REEL STOCK NO.	Price Per Reel 1	5
544-26NFC/FT	26	.65	.625	.77	.70	544-26NFC	65.00	59.00
544-34NFC/FT	34	.85	.825	.99	.90	544-34NFC	84.00	76.00
544-40NFC/FT	40	1.00	.975	1.19	1.08	544-40NFC	100.00	91.00
544-50NFC/FT	50	1.25	1.225	1.46	1.33	544-50NFC	123.00	112.00
544-60NFC/FT	60	1.50	1.475	1.74	1.58	544-60NFC	146.00	133.00
544-80NFC/FT	80	2.00	1.975	2.80	2.55	544-80NFC	236.00	215.00
544-100NFC/FT	100	2.50	2.475	2.92	2.66	544-100NFC	246.00	224.00

NEW! 3M Pin Strip Headers, Sockets, and Shunts

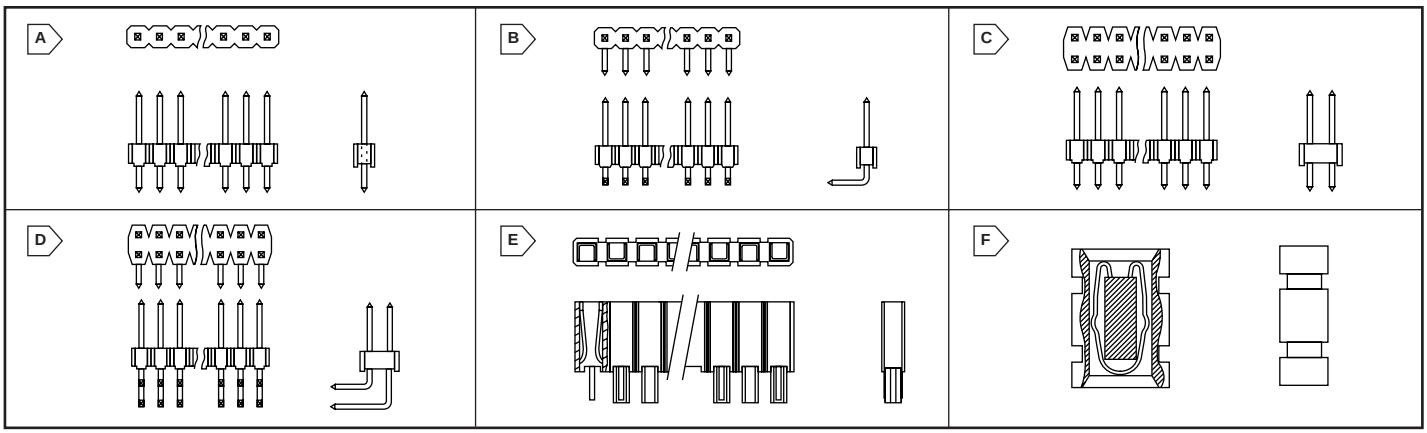

2300 SERIES .100" PIN STRIP HEADERS

Specifications:

- Insulator material: glass-filled polyester (PBT) black UL94V-0
- Contact material: phosphor bronze
- Contact plating: 10µ" gold (TG), gold flash (TN)
- Tail plating: 100µ" tin
- Tail length: .120"

For quantities greater than listed, call for quote.

MOUSER STOCK NO.	Fig.	3M Type	Pin Mating Length	Contact Plating	Price Each 1	100	500	1000
Straight Solder Tail, Single Row, 40 Contact								
517-6111TG	A	2340-6111TG	.230	10µ Gold	**.82**	**.62**	**.57**	**.51**
517-6111TN	A	2340-6111TN	.230	Gold Flash	**.61**	**.46**	**.42**	**.38**
517-6211TG	A	2340-6211TG	.318	10µ Gold	**.90**	**.69**	**.62**	**.56**
Right Angle Solder Tail, Single Row, 40 Contact								
517-5111TG	B	2340-5111TG	.230	10µ Gold	**1.05**	**.80**	**.73**	**.65**
517-5111TN	B	2340-5111TN	.230	Gold Flash	**.78**	**.59**	**.54**	**.48**
Straight Solder Tail, Double Row, 80 Contact								
517-6121TG	C	2380-6121TG	.230	10µ Gold	**1.66**	**1.26**	**1.15**	**1.03**
517-6121TN	C	2380-6121TN	.230	Gold Flash	**1.22**	**.93**	**.84**	**.75**
517-6221TG	C	2380-6221TG	.318	10µ Gold	**1.81**	**1.38**	**1.25**	**1.12**
Right Angle Solder Tail, Double Row, 80 Contact								
517-5121TG	D	2380-5121TG	.230	10µ Gold	**1.79**	**1.36**	**1.23**	**1.11**
517-5121TN	D	2380-5121TN	.230	Gold Flash	**1.58**	**1.20**	**1.09**	**.98**

929 SERIES .100" PIN STRIP HEADERS

Specifications:

- Insulator material: glass-filled polyester (PBT) black UL94V-0
- Contact material: copper alloy
- Contact plating: 10µ" gold or 100µ" tin
- Tail plating: 10µ" gold or 100µ" tin

.235" Mating Length Contact Pins

For quantities greater than listed, call for quote.

MOUSER STOCK NO.	Fig.	3M Type	Tail Length	Contact Plating	Price Each 1	100	500	1000
Straight Solder Tail, Single Row, 36 Contact								
517-647-01-36	A	929647-01-36-I	.110	Gold	**1.26**	**.96**	**.87**	**.78**
517-647-02-36	A	929647-02-36-I	.210	Gold	**2.16**	**1.65**	**1.49**	**1.34**
517-647-03-36	A	929647-03-36-I	.410	Gold	**2.58**	**1.97**	**1.78**	**1.60**
517-647-04-36	A	929647-04-36-I	.510	Gold	**2.81**	**2.14**	**1.94**	**1.74**
517-647-05-36	A	929647-05-36-I	.610	Gold	**2.98**	**2.27**	**2.06**	**1.85**
517-647-07-36	A	929647-07-36-I	.910	Gold	**3.72**	**2.83**	**2.57**	**2.30**
517-647-09-36	A	929647-09-36-I	.145	Gold	**1.66**	**1.26**	**1.15**	**1.03**
517-834-01-36	A	929834-01-36	.110	Tin	**.78**	**.59**	**.54**	**.48**
517-834-02-36	A	929834-02-36	.210	Tin	**1.30**	**.99**	**.90**	**.81**
517-834-03-36	A	929834-03-36	.410	Tin	**1.37**	**1.04**	**.94**	**.85**
517-834-04-36	A	929834-04-36	.510	Tin	**1.41**	**1.07**	**.97**	**.87**
517-834-05-36	A	929834-05-36	.610	Tin	**1.41**	**1.07**	**.97**	**.87**
517-834-07-36	A	929834-07-36	.910	Tin	**1.60**	**1.22**	**1.10**	**.99**
Straight Solder Tail, Double Row, 72 Contact								
517-665-02-36	C	929665-02-36-I	.210	Gold	**4.39**	**3.34**	**3.03**	**2.72**
517-665-03-36	C	929665-03-36-I	.410	Gold	**5.29**	**4.03**	**3.65**	**3.28**
517-665-04-36	C	929665-04-36-I	.510	Gold	**5.73**	**4.37**	**3.96**	**3.55**
517-665-05-36	C	929665-05-36-I	.610	Gold	**6.20**	**4.72**	**4.28**	**3.84**
517-665-08-36	C	929665-08-36-I	.310	Gold	**4.66**	**3.55**	**3.22**	**2.89**
517-665-09-36	C	929665-09-36-I	.145	Gold	**3.99**	**3.04**	**2.76**	**2.47**
517-836-02-36	C	929836-02-36	.210	Tin	**2.77**	**2.11**	**1.91**	**1.72**
517-836-03-36	C	929836-03-36	.410	Tin	**2.86**	**2.18**	**1.97**	**1.77**
517-836-04-36	C	929836-04-36	.510	Tin	**2.90**	**2.21**	**2.00**	**1.79**
517-836-05-36	C	929836-05-36	.610	Tin	**3.07**	**2.34**	**2.12**	**1.90**
517-836-08-36	C	929836-08-36	.310	Tin	**2.81**	**2.14**	**1.94**	**1.74**
517-836-09-36	C	929836-09-36	.145	Tin	**2.25**	**1.71**	**1.55**	**1.39**
Right Angle Solder Tail, Double Row, 72 Contact								
517-667-01-36	D	929667-01-36-I	.110	Gold	**3.80**	**2.90**	**2.63**	**2.35**
517-667-02-36	D	929667-02-36-I	.405	Gold	**7.85**	**5.98**	**5.42**	**4.86**
517-667-04-36	D	929667-04-36-I	.145	Gold	**6.07**	**4.62**	**4.19**	**3.76**
517-838-01-36	D	929838-01-36	.110	Tin	**2.06**	**1.57**	**1.42**	**1.27**
517-838-02-36	D	929838-02-36	.405	Tin	**3.61**	**2.75**	**2.49**	**2.24**
517-838-04-36	D	929838-04-36	.145	Tin	**2.46**	**1.87**	**1.70**	**1.52**

929 SERIES .100" PIN STRIP HEADERS (CONT.)

.295" Mating Length Contact Pins

For quantities greater than listed, call for quote.

MOUSER STOCK NO.	Fig.	3M Type	Tail Length	Contact Plating	Price Each 1	100	500	1000
Straight Solder Tail, Single Row, 36 Contact								
517-450-01-36	A	929450-01-36-I	.135	Gold	**1.89**	**1.44**	**1.31**	**1.17**
517-400-01-36	A	929400-01-36	.135	Tin	**1.01**	**.77**	**.70**	**.62**
Right Angle Solder Tail, Single Row, 36 Contact								
517-550-01-36	B	959550-01-36-I	.135	Gold	**2.33**	**1.78**	**1.61**	**1.44**
517-500-01-36	B	929500-01-36	.135	Tin	**1.05**	**.80**	**.73**	**.65**

.318" Mating Length Contact Pins

For quantities greater than listed, call for quote.

MOUSER STOCK NO.	Fig.	3M Type	Tail Length	Contact Plating	Price Each 1	100	500	1000
Straight Solder Tail, Single Row, 36 Contact								
517-705-01-36	A	929705-01-36-I	.110	Gold	**1.51**	**1.15**	**1.04**	**.94**
517-705-06-36	A	929705-06-36-I	.710	Gold	**3.84**	**2.93**	**2.65**	**2.38**
517-705-09-36	A	929705-09-36-I	.145	Gold	**1.91**	**1.46**	**1.32**	**1.18**
517-705-11-36	A	929705-11-36-I	.125	Gold	**2.18**	**1.66**	**1.51**	**1.35**
517-700-01-36	A	929700-01-36	.110	Tin	**.78**	**.59**	**.54**	**.48**
517-700-06-36	A	929700-06-36	.710	Tin	**1.58**	**1.20**	**1.09**	**.98**
517-700-11-36	A	929700-11-36	.125	Tin	**1.05**	**.80**	**.73**	**.65**
Straight Solder Tail, Double Row, 72 Contact								
517-715-01-36	C	929715-01-36-I	.110	Gold	**3.68**	**2.80**	**2.54**	**2.28**
517-715-03-36	C	929715-03-36-I	.410	Gold	**6.72**	**5.12**	**4.64**	**4.16**
517-715-10-36	C	929715-10-36-I	.175	Gold	**5.88**	**4.48**	**4.06**	**3.64**
517-710-01-36	C	929710-01-36	.110	Tin	**2.10**	**1.60**	**1.45**	**1.30**
517-710-03-36	C	929710-03-36	.410	Tin	**3.65**	**2.78**	**2.52**	**2.26**
517-710-10-36	C	929710-10-36	.175	Tin	**3.11**	**2.37**	**2.15**	**1.92**

929 SERIES .100" PC BOARDMOUNT SOCKETS

Sockets mate with .100 pin header for board stacking applications.

Specifications:

- Insulator material: glass-filled polyester (PBT) black UL94V-0
- Contact material: copper alloy
- Contact plating: 10µ" gold or 100µ" tin
- Tail length: .125"

For quantities greater than listed, call for quote.

MOUSER STOCK NO.	Fig.	3M Type	Description	Price Each 1	100	500	1000
517-850-01-36	E	929850-01-36-10	1 x 36, single row, 36 contact, gold	**2.02**	**1.54**	**1.39**	**1.25**
517-974-01-36	E	929974-01-36	1 x 36, single row, 36 contact, tin	**1.11**	**.85**	**.77**	**.69**
517-852-01-36	E	929852-01-36-10	2 x 36, double row, 72 contact, gold	**3.68**	**2.80**	**2.54**	**2.28**
517-975-01-36	E	929975-01-36	2 x 36, double row, 72 contact, tin	**1.97**	**1.50**	**1.36**	**1.22**

.100" SHUNTS

Shunts mate with .100" pin headers and provide a reliable method to jumper adjacent circuits. Available in three colors for easy identification.

For quantities greater than listed, call for quote.

MOUSER STOCK NO.	Fig.	3M Type	Description	Price Each 1	100	500	1000
517-950-00	F	929950-00	Shunt, copper alloy, unplated, black	**.11**	**.08**	**.07**	**.06**
517-955-06	F	929955-06	Shunt, copper alloy, 10µ" gold, blue	**.15**	**.11**	**.10**	**.09**
517-957-08	F	929957-08	Shunt, copper alloy, 30µ" gold, gray	**.19**	**.14**	**.13**	**.12**

AMP AMPMODU™ .025" Square Interconnection System

BREAKAWAY HEADERS

Material:
- Housing: 94V-0 black thermoplastic
- Post: Copper alloy with gold or tin over nickel in contact area and tin over nickel in solder area

Vertical - Single Row 40 Position .100" Centers

For quantities greater than listed, call for quote.

MOUSER STOCK NO.	Length (In.)		Plating	Price Each			
	Post	Tail		1	100	500	1000
571-41032390	.230	.120	Gold	2.49	2.06	1.72	1.42
571-41033270	.230	.120	Tin	1.22	1.01	.84	.69
571-41029760	.318	.125	Gold	2.67	2.21	1.84	1.52
571-41033210	.318	.125	Tin	1.36	1.13	.94	.78

Vertical - Double Row 80 Position .100" x .100" Centers

For quantities greater than listed, call for quote.

571-41032400	.230	.120	Gold	4.35	3.60	3.00	2.48
571-41033280	.230	.120	Tin	1.74	1.44	1.20	.99
571-41029770	.318	.125	Gold	4.67	3.86	3.22	2.66
571-41033220	.318	.125	Tin	2.06	1.70	1.42	1.17

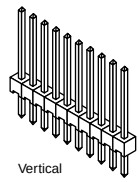

Vertical

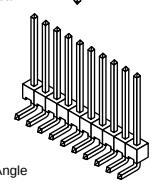

Right Angle

Right Angle - Single Row 40 Position .100" Centers

For quantities greater than listed, call for quote.

MOUSER STOCK NO.	Length (In.)		Plating	Price Each			
	Post	Tail		1	100	500	1000
571-41031480	.230	.120	Gold	3.63	3.00	2.50	2.06
571-41033290	.230	.120	Tin	2.00	1.66	1.38	1.14
571-41029780	.318	.110	Gold	3.83	3.17	2.64	2.18
571-41033230	.318	.110	Tin	2.20	1.82	1.52	1.25

Right Angle - Double Row 80 Position .100" x .100" Centers

For quantities greater than listed, call for quote.

571-41031490	.230	.120	Gold	6.03	4.99	4.16	3.43
571-41033300	.230	.120	Tin	2.78	2.30	1.92	1.58
571-41029790	.318	.110	Gold	6.44	5.33	4.44	3.66
571-41033240	.318	.110	Tin	3.19	2.64	2.20	1.81

SHROUDED HEADERS

Vertical - Single Row Standard Profile .100" Centers

For quantities greater than listed, call for quote.

MOUSER STOCK NO.	Number of Positions	Width	Price Each			
			1	100	500	1000
571-1034141	3	.42	.86	.72	.64	.51
571-1034142	4	.52	.93	.79	.69	.55
571-1034143	5	.62	1.10	.96	.89	.73
571-1034144	6	.72	1.21	1.02	.91	.71
571-1034146	8	.92	1.35	1.15	1.01	.81
571-1034148	10	1.12	1.49	1.26	1.11	.88

Material:
- Housing: 94V-0 black thermoplastic
- Post: Copper alloy with gold over nickel in contact area and tin over nickel in solder area

Vertical - Double Row Low Profile .100" x .100" Centers

For quantities greater than listed, call for quote.

571-1033091	10	.80	1.09	.87	.74	.50
571-1033092	14	1.00	1.47	1.18	1.01	.67
571-1033093	16	1.10	1.65	1.32	1.13	.75
571-1033095	20	1.30	1.96	1.57	1.34	.90
571-1033096	26	1.60	2.45	1.96	1.68	1.12
571-1033097	34	2.00	3.08	2.46	2.11	1.41
571-1033098	40	2.30	3.50	2.80	2.40	1.60
571-11033090	50	2.80	4.20	3.36	2.88	1.92

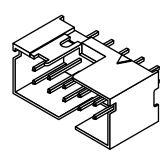

Low Profile Vertical

Right Angle - Single Row Standard Profile .100" Centers

For quantities greater than listed, call for quote.

MOUSER STOCK NO.	Number of Positions	Width	Price Each			
			1	100	500	1000
571-1033611	3	.42	.86	.74	.65	.51
571-1033612	4	.52	1.01	.86	.77	.60
571-1033613	5	.62	1.14	.97	.86	.68
571-1033614	6	.72	1.20	1.01	.89	.71
571-1033616	8	.92	1.44	1.22	1.08	.85
571-1033618	10	1.12	1.61	1.36	1.20	.96

Right Angle - Double Row Low Profile .100" x .100" Centers

For quantities greater than listed, call for quote.

571-1033111	10	.80	1.16	.92	.79	.53
571-1033112	14	1.00	1.54	1.23	1.06	.700
571-1033113	16	1.10	1.72	1.37	1.18	.780
571-1033115	20	1.30	2.07	1.65	1.42	.940
571-1033116	26	1.60	2.56	2.04	1.75	1.17
571-1033117	34	2.00	3.22	2.58	2.21	1.47
571-1033118	40	2.30	3.64	2.91	2.50	1.66
571-11033110	50	2.80	4.38	3.50	3.00	2.00

MOD.IV WIRE-APPLIED HOUSINGS

Material: • Housing: 94V-0 black thermoplastic

Non-Polarized Single Row Housings .100" Centers

For quantities greater than listed, call for quote.

MOUSER STOCK NO.	Number of Positions	Housing Width	Price Each			
			1	100	1000	5000
571-7874991	1	.105	.70	.64	.540	.479
571-874993	2	.205	.73	.66	.470	.420
571-874995	3	.305	.52	.47	.340	.300
571-874997	4	.405	.46	.41	.300	.260
571-874999	5	.505	.46	.41	.300	.260
571-1874991	6	.605	.46	.41	.300	.260
571-874991	7	.705	.60	.55	.390	.350
571-1874993	8	.805	.48	.43	.310	.280
571-1874995	9	.905	.76	.69	.500	.440
571-1874997	10	1.005	.58	.53	.380	.340

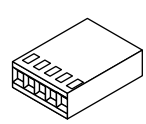

Non-Polarized Single Row

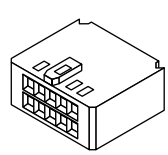

Center Polarized Double Row

Center Polarized Double Row Housings .100" x .100" Centers

For quantities greater than listed, call for quote.

MOUSER STOCK NO.	Number of Positions	Housing Width	Price Each			
			1	100	1000	5000
571-1023871	10	.68	1.00	.90	.650	.640
571-1023872	14	.88	1.02	.92	.660	.590
571-1023873	16	.98	1.19	1.07	.770	.680
571-1023874	20	1.18	1.35	1.22	.880	.780
571-1023875	24	1.38	1.46	1.32	.950	.840
571-1023876	26	1.48	1.50	1.35	.970	.960
571-1023878	34	1.88	1.87	1.69	1.22	1.21
571-1023879	40	2.18	2.08	1.88	1.35	1.34
571-11023870	50	2.68	2.50	2.26	1.62	1.44

MOD.IV RECEPTACLE CONTACTS

Plating:
- Gold: Gold flash over nickel with an additional .000015 gold on contact area
- Tin: Bright tin over nickel

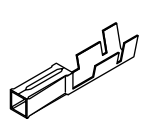

Standard Pressure Contact

- Use crimp tool 571-601884-1

For quantities greater than listed, call for quote.

MOUSER STOCK NO.	Material	Plating	Wire AWG	Terminal Length (In.)	Price Each			
					1	100	1000	5000
571-876673	Be Cu	Tin	26-22	.445	.20	.15	.140	.130
571-876672	Be Cu	Gold	26-22	.445	.31	.23	.220	.220
571-860163	Be Cu	Tin	24-20	.470	.20	.15	.145	.140
571-860162	Be Cu	Gold	24-20	.470	.31	.23	.225	.220

Intermediate Pressure Contact

- Use crimp tool 571-601884-1

For quantities greater than listed, call for quote.

MOUSER STOCK NO.	Material	Plating	Wire AWG	Terminal Length (In.)	Price Each			
					1	100	1000	5000
571-870464	Be Cu	Tin	24-20	.470	.24	.175	.170	.165
571-870463	Be Cu	Gold	24-20	.470	.32	.230	.225	.220

High Pressure Contact

- Use crimp tool 571-601884-1

For quantities greater than listed, call for quote.

571-1021282	Ph Bz	Tin	26-22	.445	.14	.130	.094	.093
571-1021281	Ph Bz	Gold	26-22	.445	.26	.250	.180	.180
571-1873093	Ph Bz	Tin	24-20	.470	.13	.095	.090	.085
571-1873094	Ph Bz	Gold	24-20	.470	.25	.180	.170	.170

.100" TERMINAL HOUSING

• With locking ramp • 94V-0 nylon

MOUSER STOCK NO.	Fig.	No. of Circuits	Price Each 1	10	100	500
538-22-01-3027	A	2	.24	.12	.08	.06
538-22-01-3037	A	3	.36	.18	.12	.09
538-22-01-3047	A	4	.40	.24	.16	.12
538-22-01-3057	A	5	.45	.30	.20	.15
538-22-01-3067	A	6	.54	.36	.23	.19
538-22-01-3077	A	7	.63	.42	.27	.22
538-22-01-3087	A	8	.72	.48	.31	.25
538-22-01-3097	A	9	.74	.54	.35	.28
538-22-01-3107	A	10	.78	.60	.39	.31
538-22-01-3117	A	11	.86	.66	.43	.34
538-22-01-3127	A	12	.94	.72	.47	.38

.100" P.C.B. CONNECTOR HEADERS

• Tin plated • 94V-0 nylon

Bottom Entry						
538-22-14-2024	B	2	.38	.25	.16	.13
538-22-14-2034	B	3	.56	.37	.24	.19
538-22-14-2044	B	4	.74	.49	.32	.26
538-22-14-2054	B	5	.81	.62	.40	.32
538-22-14-2064	B	6	.96	.74	.48	.39
538-22-14-2074	B	7	1.12	.86	.56	.45
538-22-14-2084	B	8	1.27	.98	.64	.52
538-22-14-2124	B	12	1.78	1.48	.96	.78
Top Entry						
538-22-02-2025	C	2	.35	.23	.15	.12
538-22-02-2035	C	3	.53	.35	.23	.18
538-22-02-2045	C	4	.71	.47	.30	.24
538-22-02-2055	C	5	.77	.59	.38	.31
538-22-02-2065	C	6	.91	.70	.46	.37
538-22-02-2075	C	7	1.07	.82	.53	.43
538-22-02-2085	C	8	1.22	.94	.61	.49
538-22-02-2095	C	9	1.26	1.05	.69	.55
538-22-02-2105	C	10	1.40	1.17	.76	.61
538-22-02-2115	C	11	1.55	1.29	.84	.68
538-22-02-2125	C	12	1.69	1.41	.91	.74

.100" HEADERS

• .025" square pins • 94V-0 nylon

MOUSER STOCK NO.	Fig.	No. of Circuits	Price Each 1	10	100	500
Straight						
538-22-03-2021	D	2	.30	.15	.10	.08
538-22-03-2031	D	3	.35	.23	.15	.12
538-22-03-2041	D	4	.47	.31	.20	.16
538-22-03-2051	D	5	.59	.39	.25	.20
538-22-03-2061	D	6	.69	.46	.30	.24
538-22-03-2071	D	7	.70	.54	.35	.28
538-22-03-2081	D	8	.71	.55	.36	.28
538-22-03-2091	D	9	.79	.61	.40	.32
538-22-03-2101	D	10	.81	.62	.41	.32
538-22-03-2111	D	11	.88	.68	.44	.35
538-22-03-2121	D	12	.96	.74	.48	.38
Right Angle						
538-22-05-2021	E	2	.34	.17	.11	.09
538-22-05-2031	E	3	.39	.26	.17	.13
538-22-05-2041	E	4	.51	.34	.32	.18
538-22-05-2051	E	5	.65	.43	.28	.22
538-22-05-2061	E	6	.67	.52	.34	.27
538-22-05-2071	E	7	.78	.60	.39	.31
538-22-05-2081	E	8	.90	.69	.45	.36
538-22-05-2091	E	9	1.00	.77	.50	.40
538-22-05-2101	E	10	1.01	.78	.51	.41
538-22-05-2111	E	11	1.12	.86	.56	.45
538-22-05-2121	E	12	1.22	.94	.61	.49
Straight Friction Lock						
538-22-23-2021	F	2	.35	.23	.15	.12
538-22-23-2031	F	3	.53	.35	.23	.18
538-22-23-2041	F	4	.57	.38	.25	.20
538-22-23-2051	F	5	.72	.48	.31	.25
538-22-23-2061	F	6	.74	.50	.33	.26
538-22-23-2071	F	7	.76	.53	.34	.27
538-22-23-2081	F	8	.78	.60	.39	.31
538-22-23-2091	F	9	.88	.68	.44	.35
538-22-23-2101	F	10	.89	.69	.45	.36
538-22-23-2111	F	11	.98	.75	.49	.39
538-22-23-2121	F	12	1.07	.82	.53	.43
Right Angle Friction Lock						
538-22-05-3021	G	2	.72	.48	.32	.25
538-22-05-3031	G	3	.76	.55	.36	.29
538-22-05-3041	G	4	.81	.62	.40	.32
538-22-05-3051	G	5	.88	.68	.44	.35
538-22-05-3061	G	6	.99	.76	.49	.39
538-22-05-3071	G	7	1.14	.88	.57	.46
538-22-05-3081	G	8	1.20	.92	.60	.48
538-22-05-3091	G	9	1.25	.96	.62	.50
538-22-05-3101	G	10	1.26	.97	.63	.51
538-22-05-3111	G	11	1.28	1.07	.69	.56
538-22-05-3121	G	12	1.31	1.09	.71	.57

.156" TERMINAL HOUSING

MOUSER STOCK NO.	Fig.	No. of Circuits	Price Each 1	10	100	500
Wtih Locking Ramp • 94V-0 nylon						
538-09-50-3021	H	2	.24	.12	.07	.06
538-09-50-3031	H	3	.34	.17	.11	.09
538-09-50-3041	H	4	.46	.23	.15	.12
538-09-50-3051	H	5	.45	.29	.19	.15
538-09-50-3061	H	6	.51	.34	.22	.18
538-09-50-3071	H	7	.60	.40	.26	.21
538-09-50-3081	H	8	.69	.46	.30	.24
538-09-50-3091	H	9	.72	.51	.33	.27
538-09-50-3101	H	10	.74	.57	.37	.30
538-09-50-3111	H	11	.82	.63	.41	.33
538-09-50-3121	H	12	.88	.68	.44	.36
Without Locking Ramp • 94V-0 nylon						
538-09-50-7021	H	2	.24	.12	.07	.06
538-09-50-7031	H	3	.34	.17	.11	.09
538-09-50-7041	H	4	.46	.23	.15	.12
538-09-50-7051	H	5	.49	.29	.19	.15
538-09-50-7061	H	6	.51	.34	.22	.18
538-09-50-7101	H	10	.74	.57	.37	.30

.156" P.C.B. CONNECTOR HEADERS

Bottom Entry • Tin plated • 94V-0 nylon						
538-09-52-3042	B	4	.71	.47	.30	.24
538-09-52-3052	B	5	.75	.58	.38	.30
538-09-52-3062	B	6	.91	.70	.46	.37
538-09-52-3072	B	7	1.13	.87	.57	.30
538-09-52-3082	B	8	1.21	.93	.61	.49
538-09-52-3092	B	9	1.26	1.05	.68	.55
538-09-52-3102	B	10	1.40	1.17	.76	.61
538-09-52-3122	B	12	1.68	1.40	.91	.74
Top Entry Connectors • Tin plated • 94V-0 nylon						
538-09-52-3033	C	3	.50	.33	.22	.17
538-09-52-3043	C	4	.68	.45	.29	.23
538-09-52-3053	C	5	.73	.56	.36	.29
538-09-52-3063	C	6	.87	.67	.43	.35
538-09-52-3073	C	7	1.01	.78	.51	.41
538-09-52-3083	C	8	1.16	.89	.58	.47
538-09-52-3093	C	9	1.20	1.00	.65	.52
538-09-52-3103	C	10	1.33	1.11	.72	.58
538-09-52-3123	C	12	1.60	1.33	.87	.70
Side Entry Connectors • Tin plated • 94V-0 nylon						
538-09-52-3031	I	3	.50	.33	.22	.17
538-09-52-3051	I	5	.73	.56	.36	.29
538-09-52-3061	I	6	.87	.67	.43	.35
538-09-52-3081	I	8	1.16	.89	.58	.47
538-09-52-3091	I	9	1.20	1.00	.65	.52
538-09-52-3101	I	10	1.33	1.11	.72	.58
538-09-52-3121	I	12	1.60	1.33	.87	.70

CRIMP TERMINALS • Tin plated

MOUSER STOCK NO.	Fig.	Description	Price Each 1	100	500
For use with .100" Series					
538-08-50-0114	J	30-22 AWG	.12	.07	.06
For use with .156" Series					
538-08-50-0106	J	24-18 AWG	.10	.06	.05
538-08-50-0108	J	26-22 AWG	.10	.06	.05

POLARIZING KEYS AND PEGS

MOUSER STOCK NO.	Fig.	Description	Price Each 1	10	100
For use with .100" Series					
538-15-04-9209	K	Center key	.20	.10	.07
538-15-04-9210	L	Center peg	.20	.10	.07
For use with .156" Series					
538-15-04-0219	K	Center key	.26	.13	.09
538-15-04-0220	L	Center peg	.26	.13	.09

TOOLS

MOUSER STOCK NO.	Fig.	Description	Price Each
For use with .100" Series			
538-11-03-0003	- - -	Terminal extraction tool	2.25
538-11-01-0015	M	Prototype crimp tool	12.95
538-11-01-0037	N	Production crimp tool	119.54
For use with .156" Series			
538-11-03-0003	- - -	Terminal extraction tool	2.25
538-11-01-0015	M	.062" prototype crimp tool	12.95
538-11-01-0014	M	.093" prototype crimp tool	12.95
538-11-01-0026	N	26-18AWG crimp tool	152.56

DESIGNER/SERVICE KITS

Includes: connectors, crimp tool, extraction tool, and storage case

MOUSER STOCK NO.	Description	Price Each
538-KK-100	.100", 82 connectors	39.95
538-KK-156	.156", 96 connectors	39.95

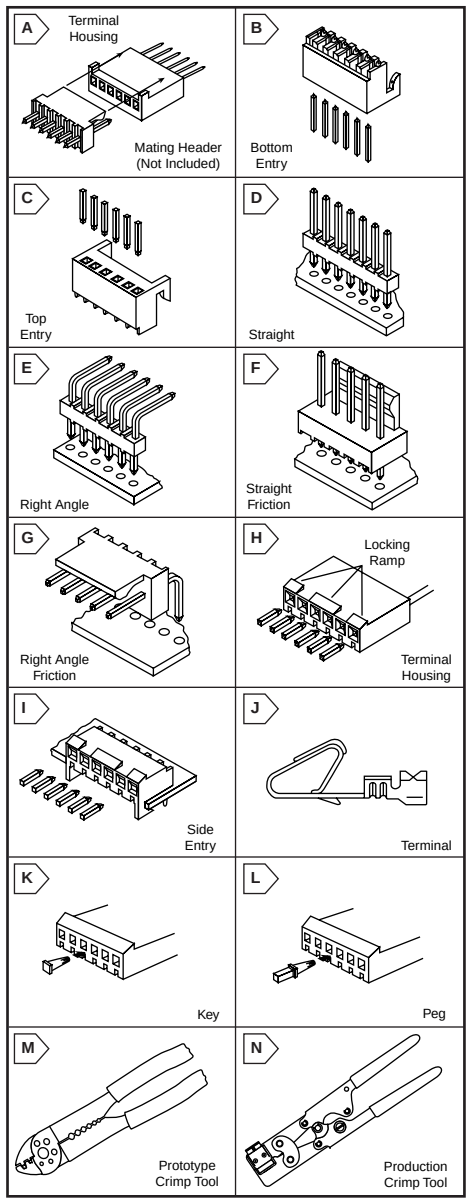

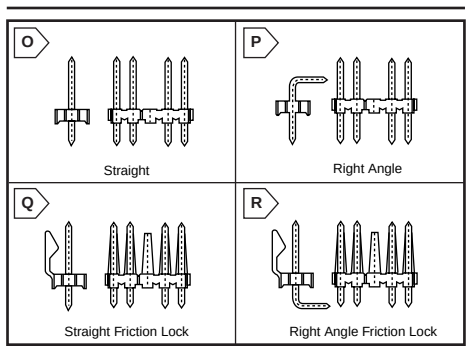

24 CIRCUIT BREAKAWAY HEADERS

Available in 24 circuit sticks designed to be broken to the desired sizes(s) for your specific requirement. 2-23 circuit, cut to length sizes, are available in production quantities.

• UL94V-0 nylon • Tin plated • .045" square pins

MOUSER STOCK NO.	Fig.	Description	Price Each 1	10	100
538-26-48-1241	O	Straight	1.17	.90	.59
538-26-48-1242	P	Right angle	1.27	.98	.64
538-26-48-1245	Q	St. friction lock	1.36	1.13	.73
538-26-48-1246	R	R/A friction lock	1.66	1.38	.90

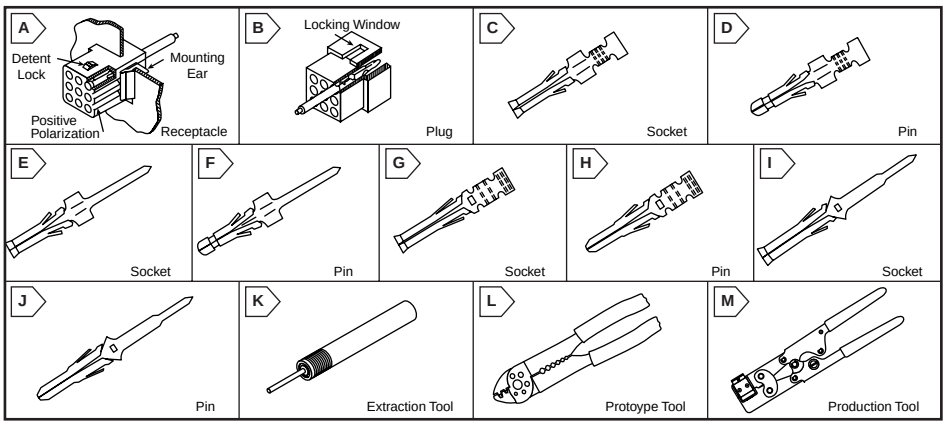

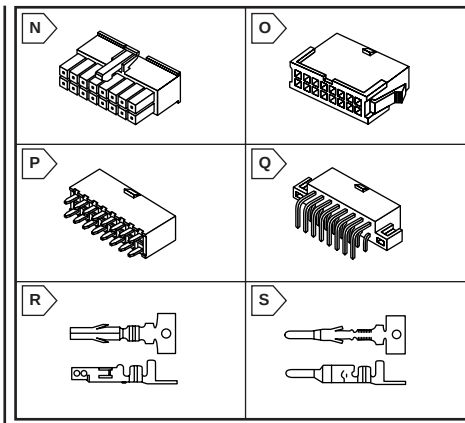

PIN AND SOCKET CONNECTORS, CONTACTS, TOOLS, AND KITS

✻ .248" grid spacing
✻✻ Not UL approved
† Has positive lock rather than detent lock

Standard .093" Terminal Housings

- .198 grid spacing

For quantities greater than listed, call for quote.

MOUSER STOCK NO.	Fig.	AMP Type	No. of Cir.	Circuit Pattern	Price Each 1	10	100
Panel Mount Receptacle without Detent Lock							
538-03-09-1151	A	770103-1	15	Matrix	1.17	.90	.58
Panel Mount Receptacles with Detent Lock							
✻ 538-03-09-1027	A	- - - - - -	2	In-line	.44	.29	.19
538-03-09-1081	A	- - - - - -	3	In-line	.68	.45	.29
538-03-09-1040	A	- - - - - -	4	Matrix	.68	.45	.30
538-03-09-1041	A	770076-1	4	In-line	.59	.39	.25
538-03-09-1061	A	770087-1	6	Matrix	.72	.48	.31
538-03-09-1091	A	770093-1	9	Matrix	.77	.59	.38
538-03-09-1125	A	770099-1	12	Matrix	.82	.63	.41
538-03-09-1151	A	770103-1	15	Matrix	1.17	.90	.58
Free-Hanging Receptacles with Detent Lock							
✻✻ 538-03-09-1011	A	770063-1	1	In-line	.26	.13	.09
538-03-09-1014	A	- - - - - -	1	In-line	.38	.25	.16
†✻ 538-03-09-1028	A	770424-1	2	In-line	.72	.48	.31
538-03-09-1032	A	770070-1	3	In-line	.76	.58	.38
†✻ 538-03-09-1047	A	770784-1	4	In-line	.79	.61	.40
538-03-09-1049	A	770843-1	4	Matrix	1.07	.82	.53
538-03-09-1054	A	770083-1	5	In-line	.77	.59	.38
† 538-03-09-1057	A	- - - - -	5	In-line	.73	.56	.36
Panel Mount Plugs with Detent Locking Window							
✻ 538-03-09-2021	B	770068-1	2	In-line	.47	.31	.20
538-03-09-2031	B	770073-1	3	In-line	.59	.39	.26
538-03-09-2041	B	770077-1	4	In-line	.56	.37	.24
538-03-09-2040	B	- - - - - -	4	Matrix	.74	.49	.32
538-03-09-2061	B	770089-1	6	Matrix	.74	.57	.37
538-03-09-2091	B	770426-1	9	Matrix	.78	.60	.39
538-03-09-2122	B	770101-1	12	Matrix	.86	.66	.43
Free-Hanging Plugs with Detent Locking Window							
538-03-09-2011	B	770064-1	1	In-line	.34	.17	.11
✻✻ 538-03-09-2014	B	- - - - - -	1	In-line	.51	.34	.22
†✻ 538-03-09-2028	B	770425-1	2	In-line	.69	.53	.34
538-03-09-2032	B	770074-1	3	In-line	.53	.40	.26
†✻ 538-03-09-2048	B	770810-1	4	In-line	.85	.65	.42
538-03-09-2052	B	770084-1	5	In-line	.68	.52	.34

Miniature .062" Terminal Housings, Receptacles

- Standard natural color
- UL/CSA Certification
- 5 amp current rating
- 94V-2 nylon

MOUSER STOCK NO.	Fig.	AMP Type	No. of Cir.	Circuit Pattern	Price Each 1	10	100
Panel Mount Receptacles with Detent Lock							
538-03-06-1022	A	770343-1	2	In-line	.45	.30	.19
538-03-06-1031	A	770326-1	3	In-line	.50	.33	.21
538-03-06-1041	A	770335-1	4	In-line	.74	.50	.32
538-03-06-1043	A	770441-1	4	Matrix	.74	.50	.32
538-03-06-1055	A	- - - - - -	5	In-line	.78	.60	.39
538-03-06-1061	A	770354-1	6	Matrix	.69	.46	.30
538-03-06-1081	A	- - - - - -	8	Matrix	1.04	.80	.52
538-03-06-1091	A	770427-1	9	Matrix	.74	.50	.32
538-03-06-1121	A	- - - - - -	12	Matrix	.73	.56	.37
538-03-06-1151	A	- - - - - -	15	Matrix	1.11	.85	.55
538-03-06-1241	A	- - - - - -	24	Matrix	1.31	1.09	.71
Free-Hanging Receptacles with Detent Lock							
538-03-06-1011	A	770277-1	1	In-line	.28	.14	.09
538-03-06-1023	A	770342-1	2	In-line	.45	.30	.19
538-03-06-1032	A	770333-1	3	In-line	.50	.33	.21
538-03-06-1042	A	770274-1	4	In-line	.74	.49	.31
538-03-06-1044	A	770442-1	4	Matrix	.74	.49	.31
538-03-06-1056	A	- - - - - -	5	In-line	.78	.60	.39
538-03-06-1062	A	770356-1	6	Matrix	.60	.46	.30
538-03-06-1092	A	770429-1	9	Matrix	.75	.50	.32
538-03-06-1122	A	- - - - - -	12	Matrix	.73	.56	.36
538-03-06-1152	A	- - - - - -	15	Matrix	1.11	.85	.55

Miniature .062" Terminal Housings, Plugs

- Standard natural color
- UL/CSA Certification
- 5 amp current rating
- 94V-2 nylon

MOUSER STOCK NO.	Fig.	AMP Type	No. of Cir.	Circuit Pattern	Price Each 1	10	100
Panel Mount Plugs with Detent Locking Window							
538-03-06-2024	B	- - - - - -	2	In-line	.39	.26	.17
538-03-06-2033	B	- - - - - -	3	In-line	.47	.31	.20
538-03-06-2041	B	770334-1	4	In-line	.69	.46	.30
538-03-06-2043	B	770443-1	4	Matrix	.72	.50	.32
538-03-06-2054	B	- - - - - -	5	In-line	.72	.48	.32
538-03-06-2062	B	770353-1	6	Matrix	.65	.43	.28
538-03-06-2091	B	770426-1	9	Matrix	.66	.44	.29
538-03-06-2121	B	- - - - - -	12	Matrix	.74	.50	.32
538-03-06-2151	B	- - - - - -	15	Matrix	.91	.72	.46
538-03-06-2241	B	- - - - - -	24	Matrix	1.32	1.10	.71
Free-Hanging Plugs with Detent Locking Window							
538-03-06-2011	B	770278-1	1	In-line	.32	.16	.10
538-03-06-2023	B	770340-1	2	In-line	.39	.26	.17
538-03-06-2032	B	770331-1	3	In-line	.47	.31	.20
538-03-06-2042	B	770275-1	4	In-line	.69	.46	.30
538-03-06-2044	B	770433-1	4	Matrix	.72	.48	.31
538-03-06-2055	B	- - - - - -	5	In-line	.72	.48	.31
538-03-06-2061	B	770355-1	6	Matrix	.64	.43	.28
538-03-06-2092	B	770428-1	9	Matrix	.66	.44	.29
538-03-06-2122	B	- - - - - -	12	Matrix	.75	.50	.32
538-03-06-2152	B	- - - - - -	15	Matrix	.94	.72	.46
538-03-06-2242	B	- - - - - -	24	Matrix	1.32	1.10	.71

Pin and Socket Contacts

- High volt. test: 1500VRMS applied between adj. terminals for 60 seconds
- Current rating: up to 12 amps for .093", 5 amps for .062"
- Plating: tin over brass

MOUSER STOCK NO.	Fig.	AMP Type	Type	Wire Size (AWG)	Price Each 1	100	500
For use with Standard .093" Terminal Housings							
538-02-09-1104	C	770144-1	Crimp	20-14	.16	.08	.07
538-02-09-2103	D	770145-1	Crimp	20-14	.16	.08	.07
538-02-09-1119	C	770146-1	Crimp	22-18	.16	.08	.07
538-02-09-2118	D	770147-1	Crimp	22-18	.16	.08	.07
538-02-09-1134	E	- - - - - -	PC	N/A	.24	.12	.11
538-02-09-2134	F	- - - - - -	PC	N/A	.24	.12	.11
For use with Miniature .062" Terminal Housings							
538-02-06-1103	G	794016-1	Crimp	24-18	.15	.08	.07
538-02-06-2103	H	794017-1	Crimp	24-18	.15	.08	.07
538-02-06-1132	G	794019-1	Crimp	30-24	.15	.08	.07
538-02-06-2132	H	794018-1	Crimp	30-24	.15	.08	.07
538-02-06-7103	I	- - - - - -	PC	N/A	.23	.12	.11
538-02-06-8103	J	- - - - - -	PC	N/A	.23	.12	.11

Tools

For quantities greater than listed, call for quote.

MOUSER STOCK NO.	Fig.	Description	To be used with Wire Size (AWG)	Price Each
For use with Standard .093" Pin and Socket Contacts				
538-11-03-0006	K	Terminal extract.	20-14 or 22-18	9.95
538-11-01-0014	L	Prototype crimp.	20-14 or 22-18	12.95
538-11-01-0084	M	Production crimp.	20-14 or 22-18	128.40
For use with Miniature .062" Pin and Socket Contacts				
538-11-03-0002	K	Terminal extract.	24-18 or 30-24	9.95
538-11-01-0015	L	Prototype crimp.	24-18 or 30-24	12.95
538-11-01-0008	M	Production crimp.	24-18	154.00
538-11-01-0037	M	Production crimp.	30-24	119.54

Designer/Service Kits

Includes: connectors, crimp tool, extraction tool, and storage case

MOUSER STOCK NO.	Description	Price Each
538-WM-50	.093", 45 connectors	39.95
538-WM-72	.062", 56 connectors	39.95

MINI-FIT JR. CONNECTORS, CONTACTS, AND TOOLS

Nylon High Current / High Density Power Connectors

Wire-to-wire and wire-to-board versions. The mated length of the wire-to-wire version is less than 1 3/8" while the wire-to-board version is less than 15/16". Despite it's small size it can handle the I/O currents of most standard equipment. For quantities greater than listed, call for quote.

Specifications:
- Current: up to 9 amps
- Contact resistance: 10 mΩ
- Insulation resistance: 1000 mΩ

Features:
- Audible mating click
- .165" grid spacing

Terminal Housings

For quantities greater than listed, call for quote.

MOUSER STOCK NO.	Fig.	No. of Circuits	Price Each 1	10	100
Receptacles					
538-39-01-2020	N	2	.59	.39	.25
538-39-01-2040	N	4	.69	.46	.30
538-39-01-2060	N	6	.72	.55	.36
538-39-01-2080	N	8	.82	.63	.41
538-39-01-2100	N	10	.91	.70	.46
538-39-01-2120	N	12	.98	.75	.49
538-39-01-2140	N	14	1.25	.96	.62
538-39-01-2160	N	16	1.40	1.17	.76
Plugs					
538-39-01-2021	O	2	.62	.41	.26
538-39-01-2041	O	4	.68	.45	.29
538-39-01-2061	O	6	.69	.53	.34
538-39-01-2081	O	8	.74	.57	.37
538-39-01-2101	O	10	.82	.63	.41
538-39-01-2121	O	12	.87	.67	.43
538-39-01-2141	O	14	1.17	.90	.58
538-39-01-2161	O	16	1.39	1.16	.76

PCB Headers

For quantities greater than listed, call for quote.

Straight Assembly					
538-39-28-1023	P	2	1.03	.79	.51
538-39-28-1043	P	4	1.31	1.09	.71
538-39-28-1063	P	6	1.67	1.39	.90
538-39-28-1083	P	8	2.02	1.68	1.09
538-39-28-1103	P	10	2.36	1.97	1.28
538-39-28-1123	P	12	2.71	2.26	1.46
538-39-28-1143	P	14	3.06	2.55	1.66
538-39-28-1163	P	16	3.41	2.84	1.85
Right Angle with Mounting Flange					
538-39-29-1028	Q	2	1.15	.96	.62
538-39-29-1048	Q	4	1.58	1.32	.85
538-39-29-1068	Q	6	1.99	1.66	1.08
538-39-29-1088	Q	8	2.44	2.03	1.32
538-39-29-1108	Q	10	2.86	2.38	1.54
538-39-29-1128	Q	12	3.29	2.74	1.78
538-39-29-1168	Q	16	4.13	3.44	2.24

Pin and Socket Contacts

- Plating: tin over brass

For quantities greater than listed, call for quote.

MOUSER STOCK NO.	Fig.	Style	Wire AWG	Price Each 1	100	500	1000
538-39-00-0039	R	Socket	24-18	.21	.10	.09	.078
538-39-00-0041	S	Pin	24-18	.21	.10	.09	.078
538-39-00-0047	R	Socket	28-22	.21	.10	.09	.078
538-39-00-0049	S	Pin	28-22	.21	.10	.09	.078

Tools

For quantities greater than listed, call for quote.

MOUSER STOCK NO.	Description	Price Each
538-11-03-0038	Mini-fit jr. terminal extraction tool	25.61
538-11-01-0014	24-18 AWG prototype crimp tool	12.95
538-11-01-0015	26-22 AWG prototype crimp tool	12.95

AMP Nylon Connectors

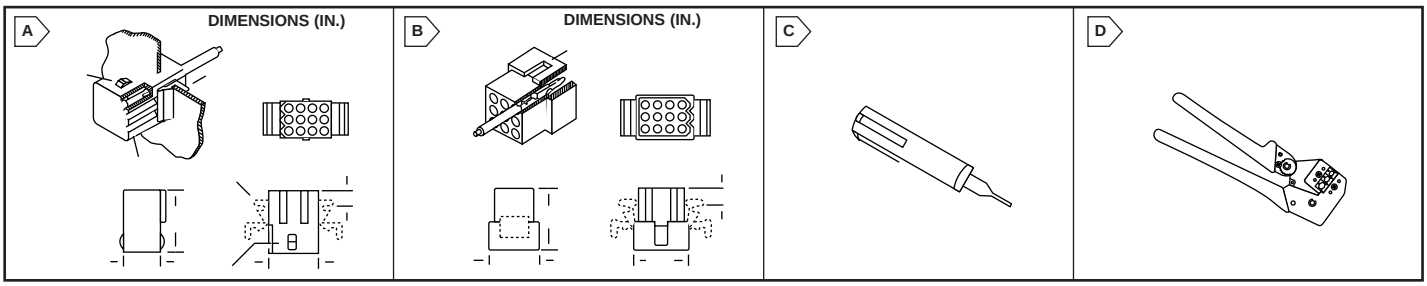

Directly intermateable/interchangeable with Molex type shown.

These nylon housing connectors are used throughout the world in appliances, televisions, electronic games, business machines, and computers. All items are UL recognized (file no. E28476) and CSA listed (file no. LR-16455-101). These connectors are totally intermateable/interchangeable (housing for housing; contact for contact; assembly for assembly) with industry standard connectors of the same type. Molex type is shown as an industry reference.

E28476 E28476

.093" TERMINAL HOUSINGS

- .198" grid spacing
- UL94V-2 nylon natural color
- Accepts 24-14AWG wire
- Polarized

Panel Mount Receptacles, without Detent Lock

For quantities greater than listed, call for quote.

MOUSER STOCK NO.	Fig.	Molex Type	No. of Circuits	Circuit Pattern	Dimensions (In.)			Price Each		
					A	B	C	1	10	100
571-7700851	A	03-09-1062	6	Matrix	1.000	.635	.435	.51	.33	.22
571-7700911	A	03-09-1092	9	Matrix	1.000	.635	.670	.61	.40	.27
571-7700971	A	03-09-1121	12	Matrix	1.000	.635	.870	.65	.42	.29
571-7701031	A	03-09-1151	15	Matrix	1.000	.635	1.070	1.02	.78	.71

Panel Mount Receptacles, with Detent Lock

For quantities greater than listed, call for quote.

MOUSER STOCK NO.	Fig.	Molex Type	No. of Circuits	Circuit Pattern	Dimensions (In.)			Price Each		
					A	B	C	1	10	100
571-7700661	A	03-09-1027	2	In-line	1.125	.240	.540	.30	.19	.14
571-7700711	A	03-09-1031	3	In-line	1.125	.240	.670	.36	.23	.16
571-7700761	A	03-09-1041	4	In-line	1.125	.240	.870	.39	.25	.18
571-7700871	A	03-09-1061	6	Matrix	1.000	.635	.435	.51	.33	.22

Free-Hanging Receptacles, without Detent Lock

For quantities greater than listed, call for quote.

MOUSER STOCK NO.	Fig.	Molex Type	No. of Circuits	Circuit Pattern	Dimensions (In.)			Price Each		
					A	B	C	1	10	100
571-7700671	A	03-09-1023	2	In-line	1.125	.240	.540	.14	.11	.08
571-7700721	A	03-09-1033	3	In-line	1.125	.240	.670	.33	.21	.15
571-7700881	A	03-09-1063	6	Matrix	1.000	.635	.435	.49	.32	.21
571-7700941	A	03-09-1093	9	Matrix	1.000	.635	.670	.65	.42	.29
571-7701001	A	03-09-1122	12	Matrix	1.000	.635	.870	.65	.42	.29
571-7701051	A	03-09-1152	15	Matrix	1.000	.635	1.070	1.02	.78	.71

Free-Hanging Receptacles, with Detent Lock

For quantities greater than listed, call for quote.

MOUSER STOCK NO.	Fig.	Molex Type	No. of Circuits	Circuit Pattern	Dimensions (In.)			Price Each		
					A	B	C	1	10	100
571-7700631	A	03-09-1011	1	In-line	1.000	.240	- - -	.25	.09	.06
571-7700651	A	03-09-1022	2	In-line	1.125	.240	.540	.29	.19	.13
571-7700701	A	03-09-1032	3	In-line	1.125	.240	.670	.34	.22	.15
571-7700751	A	03-09-1042	4	In-line	1.125	.240	.870	.39	.25	.18
571-7708431	A	03-09-1049	4	Matrix	1.000	.635	.443	.82	.53	.36
571-7700831	A	03-09-1052	5	In-line	1.000	.240	1.070	.59	.38	.26
571-7700861	A	03-09-1064	6	Matrix	1.000	.635	.435	.49	.32	.21
571-7700921	A	03-09-1094	9	Matrix	1.000	.635	.670	.59	.38	.26
571-7700981	A	03-09-1126	12	Matrix	1.000	.635	.870	.65	.42	.29

Panel Mount Plugs

For quantities greater than listed, call for quote.

MOUSER STOCK NO.	Fig.	Molex Type	No. of Circuits	Circuit Pattern	Dimensions (In.)			Price Each		
					A	B	C	1	10	100
571-7700681	B	03-09-2021	2	In-line	1.095	.340	.640	.35	.23	.16
571-7700731	B	03-09-2031	3	In-line	1.095	.340	.770	.35	.23	.16
571-7700771	B	03-09-2041	4	In-line	1.095	.340	.970	.38	.24	.17
571-7700891	B	03-09-2061	6	Matrix	.970	.735	.535	.49	.32	.21
571-7701061	B	03-09-2152	15	Matrix	.970	.735	1.170	.73	.48	.35

Free-Hanging Plugs

For quantities greater than listed, call for quote.

MOUSER STOCK NO.	Fig.	Molex Type	No. of Circuits	Circuit Pattern	Dimensions (In.)			Price Each		
					A	B	C	1	10	100
571-7700641	B	03-09-2011	1	In-line	.970	.245	- - -	.25	.11	.08
571-7700691	B	03-09-2022	2	In-line	1.095	.340	.640	.27	.18	.12
571-7700741	B	03-09-2032	3	In-line	1.095	.340	.770	.33	.22	.15
571-7700781	B	03-09-2042	4	In-line	1.095	.340	.970	.38	.24	.17
571-7708421	B	03-09-2049	4	Matrix	.970	.735	.540	.79	.51	.35
571-7700841	B	03-09-2052	5	In-line	.970	.340	1.170	.47	.31	.21
571-7700901	B	03-09-2062	6	Matrix	.970	.735	.535	.49	.32	.22
571-7700961	B	03-09-2092	9	Matrix	.970	.735	.770	.56	.37	.25
571-7701021	B	03-09-2121	12	Matrix	.970	.735	.970	.63	.41	.29
571-7701071	B	03-09-2153	15	Matrix	.970	.735	1.170	.82	.53	.37

SOFT SHELL MINIATURE .062" TERMINAL HOUSINGS

NEW!

- .145" grid spacing
- UL94V-2 nylon natural color
- Accepts 30-18AWG wire
- Polarized

Free-Hanging Receptacles

For quantities greater than listed, call for quote.

MOUSER STOCK NO.	Fig.	Molex Type	No. of Circuits	Circuit Pattern	Dimensions (In.)			Price Each		
					A	B	C	1	100	500
571-7702771	A	03-06-1011	1	In-line	- - -	- - -	.785	.11	.10	.06
571-7703421	A	03-06-1023	2	In-line	.340	.199	.820	.23	.19	.13
571-7703331	A	03-06-1032	3	In-line	.490	.199	.785	.26	.21	.14
571-7702741	A	03-06-1042	4	In-line	.635	.199	.785	.43	.35	.23
571-7704421	A	03-06-1044	4	Matrix	.345	.345	.878	.39	.33	.21
571-7703561	A	03-06-1062	6	Matrix	.345	.495	.785	.37	.31	.20
571-7704291	A	03-06-1092	9	Matrix	.490	.495	.790	.42	.35	.23

Free-Hanging Plugs

For quantities greater than listed, call for quote.

MOUSER STOCK NO.	Fig.	Molex Type	No. of Circuits	Circuit Pattern	Dimensions (In.)			Price Each		
					A	B	C	1	100	500
571-7702781	B	03-06-2011	1	In-line	- - -	- - -	.750	.13	.11	.07
571-7703401	B	03-06-2023	2	In-line	.440	.300	.780	.20	.17	.11
571-7703311	B	03-06-2032	3	In-line	.590	.300	.750	.24	.20	.13
571-7702751	B	03-06-2042	4	In-line	.733	.300	.750	.41	.34	.22
571-7704331	B	03-06-2044	4	Matrix	.445	.445	.868	.39	.33	.21
571-7703551	B	03-06-2061	6	Matrix	.445	.600	.750	.32	.26	.17
571-7704281	B	03-06-2092	9	Matrix	.590	.600	.750	.37	.30	.20

PIN AND SOCKET CONTACTS

For use with Standard .093" Terminal Housings (use 571-6018841 crimp tool)

For quantities greater than listed, call for quote.

MOUSER STOCK NO.	Molex Type	Style	Wire Size (AWG)	Finish and Materials	Price Each			
					1	100	500	1000
571-7701451	02-09-2103	Pin	14-20	Tin over brass	.15	.06	.05	.04
571-7701471	02-09-2118	Pin	18-24	Tin over brass	.15	.06	.05	.04
571-7701441	02-09-1104	Socket	14-20	Tin over brass	.15	.06	.05	.04
571-7701461	02-09-1119	Socket	18-24	Tin over brass	.15	.06	.05	.04

NEW!

For use with Soft Shell Miniature .062" Terminal Housings

MOUSER STOCK NO.	Molex Type	Style	Wire Size (AWG)	Finish and Materials	Price Each			
					1	100	500	1000
571-7940181	02-06-2132	Pin	30-24	Tin over brass	.09	.06	.05	.04
571-7940171	02-06-2103	Pin	24-18	Tin over brass	.09	.06	.05	.04
571-7940191	02-06-1132	Socket	30-24	Tin over brass	.09	.06	.05	.04
571-7940161	02-06-1103	Socket	24-18	Tin over brass	.09	.06	.05	.04

TOOLS

For use with Standard .093" Pin and Socket Contacts

For quantities greater than listed, call for quote.

MOUSER STOCK NO.	Fig.	Description	Price Each
571-4589943	C	Contact extraction tool	42.70
571-908721	D	Pro-Crimper II hand tool 24-18 AWG	120.00
571-908711	D	Pro-Crimper II hand tool 20-14 AWG	120.00

NEW!

For use with Soft Shell Miniature .062" Pin and Socket Contacts

MOUSER STOCK NO.	Fig.	Description	Price Each
571-4589944	C	Contact extraction tool	36.75
571-908701	D	Pro-Crimper II hand tool 30-24 AWG	126.00
571-908691	D	Pro-Crimper II hand tool 24-18 AWG	126.00

NEW THIS ISSUE NEW THIS ISSUE NEW THIS ISSUE NEW THIS ISSUE NEW THIS ISSUE

MTA .100" TERMINAL HOUSING

For quantities greater than listed, call for quote.

MOUSER STOCK NO.	Fig.	Positions	Price Each 1	10	100	500
22 AWG, Red Color						
571-6404402	A	2	.18	.15	.123	.100
571-6404403	A	3	.26	.22	.185	.150
571-6404404	A	4	.35	.29	.246	.199
571-6404405	A	5	.44	.37	.308	.249
571-6404406	A	6	.48	.40	.336	.272
571-6404407	A	7	.56	.47	.392	.317
571-6404408	A	8	.64	.53	.447	.363
571-6404409	A	9	.72	.60	.504	.408
571-16404400	A	10	.80	.67	.560	.453
571-16404402	A	12	.96	.80	.672	.544
571-16404404	A	14	1.12	.93	.784	.635
571-16404406	A	16	1.60	1.33	1.120	.907
24 AWG, White Color						
571-6404412	A	2	.18	.15	.123	.100
571-6404413	A	3	.26	.22	.185	.150
571-6404414	A	4	.35	.29	.246	.199
571-6404415	A	5	.44	.37	.308	.249
571-6404416	A	6	.48	.40	.336	.272
571-6404418	A	8	.64	.53	.447	.363
571-16404410	A	10	.80	.67	.560	.453
26 AWG, Blue Color						
571-6404422	A	2	.18	.15	.123	.100
571-6404423	A	3	.26	.22	.185	.150
571-6404424	A	4	.35	.29	.246	.199
571-6404425	A	5	.44	.37	.308	.249
571-6404426	A	6	.48	.40	.336	.272
28 AWG, Green Color						
571-6404432	A	2	.18	.15	.123	.100
571-6404434	A	4	.35	.29	.246	.199
571-6404436	A	6	.48	.40	.336	.272

MTA .100" FRICTION LOCK HEADERS

For quantities greater than listed, call for quote.

Straight Square						
571-6404562	B	2	.14	.12	.100	.081
571-6404563	B	3	.22	.18	.151	.123
571-6404564	B	4	.29	.24	.201	.163
571-6404565	B	5	.36	.30	.249	.201
571-6404566	B	6	.39	.33	.274	.222
571-6404567	B	7	.46	.38	.319	.259
571-6404568	B	8	.52	.43	.365	.295
571-6404569	B	9	.59	.49	.415	.336
571-16404560	B	10	.65	.54	.457	.370
571-16404562	B	12	.78	.65	.548	.443
571-16404564	B	14	.91	.76	.639	.517
571-16404566	B	16	1.30	1.09	.913	.738
Right Angle Square						
571-6404572	C	2	.23	.20	.156	.133
571-6404573	C	3	.35	.29	.246	.199
571-6404574	C	4	.47	.40	.332	.269
571-6404575	C	5	.59	.49	.415	.336
571-6404576	C	6	.64	.53	.447	.363
571-6404577	C	7	.75	.62	.523	.423
571-6404578	C	8	.85	.71	.597	.484
571-16404570	C	10	1.07	.89	.747	.605

MTA .100" COVERS

For quantities greater than listed, call for quote.

MOUSER STOCK NO.	Fig.	Positions	Price Each 1	10	100	500
Dust Covers						
571-6405502	D	2	.09	.07	.062	.050
571-6405503	D	3	.11	.09	.083	.067
571-6405504	D	4	.13	.11	.102	.082
571-6405506	D	6	.17	.14	.133	.108
571-6405508	D	8	.21	.18	.166	.134
Strain Relief Covers						
571-6430752	E	2	.78	.65	.487	.394
571-6430753	E	3	.78	.65	.487	.394
571-6430754	E	4	.78	.65	.487	.394
571-6430755	E	5	.78	.65	.487	.394
571-6430756	E	6	.78	.65	.487	.394
571-6430758	E	8	.79	.66	.506	.410

MTA .100" KEYING PLUG

For quantities greater than listed, call for quote.

MOUSER STOCK NO.	Fig.	Price Each 1	10	100	500
571-6419941	F	.09	.07	.062	.050

MTA .156" TERMINAL HOUSING

Closed end without polarizing tab with locking ramp.

For quantities greater than listed, call for quote.

MOUSER STOCK NO.	Fig.	Positions	Price Each 1	10	100	500
18 AWG, Orange Color						
571-6404262	A	2	.21	.17	.144	.116
571-6404263	A	3	.31	.26	.216	.175
571-6404264	A	4	.41	.34	.287	.233
571-6404265	A	5	.51	.43	.359	.291
571-6404266	A	6	.56	.47	.392	.317
571-6404268	A	8	.75	.62	.523	.423
571-16404260	A	10	.93	.78	.653	.529
20 AWG, Yellow Color						
571-6404272	A	2	.21	.17	.144	.116
571-6404273	A	3	.31	.26	.216	.175
571-6404274	A	4	.41	.34	.287	.233
571-6404275	A	5	.51	.43	.359	.291
571-6404276	A	6	.56	.47	.392	.317
22 AWG, Red Color						
571-6404282	A	2	.21	.17	.144	.116
571-6404283	A	3	.31	.26	.216	.175
571-6404284	A	4	.41	.34	.287	.233
571-6404285	A	5	.51	.43	.359	.291
571-6404286	A	6	.56	.47	.392	.317
571-6404288	A	8	.75	.62	.523	.423
571-16404280	A	10	.93	.78	.653	.529

MTA .156" FRICTION LOCK HEADERS

For quantities greater than listed, call for quote.

Straight Square						
571-6404452	B	2	.16	.14	.132	.093
571-6404453	B	3	.25	.21	.172	.144
571-6404454	B	4	.33	.27	.230	.186
571-6404455	B	5	.41	.34	.287	.233
571-6404456	B	6	.45	.38	.314	.254
571-6404458	B	8	.60	.50	.478	.338
571-6404459	B	9	.67	.56	.470	.381
571-16404450	B	10	.75	.62	.523	.423

MTA .156" COVERS

For quantities greater than listed, call for quote.

MOUSER STOCK NO.	Fig.	Positions	Price Each 1	10	100	500
Dust Covers						
571-6405512	D	2	.10	.08	.078	.063
571-6405513	D	3	.12	.10	.097	.078
571-6405514	D	4	.15	.12	.112	.090
571-6405515	D	5	.17	.14	.133	.108
571-6405516	D	6	.20	.16	.154	.124
571-6405518	D	8	.25	.21	.192	.155
571-16405510	D	10	.30	.25	.230	.186
Strain Relief Cover						
571-6430672	E	2	.83	.69	.520	.421
571-6430673	E	3	.84	.70	.523	.423
571-6430674	E	4	.84	.70	.523	.423
571-6430675	E	5	.84	.70	.523	.423
571-6430676	E	6	.84	.70	.523	.423
571-6430678	E	8	.85	.71	.597	.484
571-16430670	E	10	.85	.71	.597	.484

MTA .156" KEYING PLUG

For quantities greater than listed, call for quote.

MOUSER STOCK NO.	Fig.	Price Each 1	10	100	500
571-6406291	F	.09	.07	.062	.050

MTA TOOLS

For quantities greater than listed, call for quote.

MOUSER STOCK NO.	Fig.	Description	Price Each
For use with MTA .100" Series			
571-598031	G	"T" handle maint. tool	18.60
571-580741	H	Hand tool pistol grip	51.80
571-582461	I	Interchangeable head	109.20
571-3549401	J	Pro-Crimper II frame	63.75
571-585172	J	Pro-Crimper II die set	97.50
571-585171	J	Pro-Crimper II with dies	143.00
For use with MTA .156" Series			
571-598041	G	"T" handle maint. tool	18.60
571-580741	H	Hand tool pistol grip	51.80
571-582471	I	Interchangeable head	109.20
571-901232	K	Hand tool insul dia. .060-.100	355.60
571-901235	K	Hand tool insul dia. .043-.075	355.60

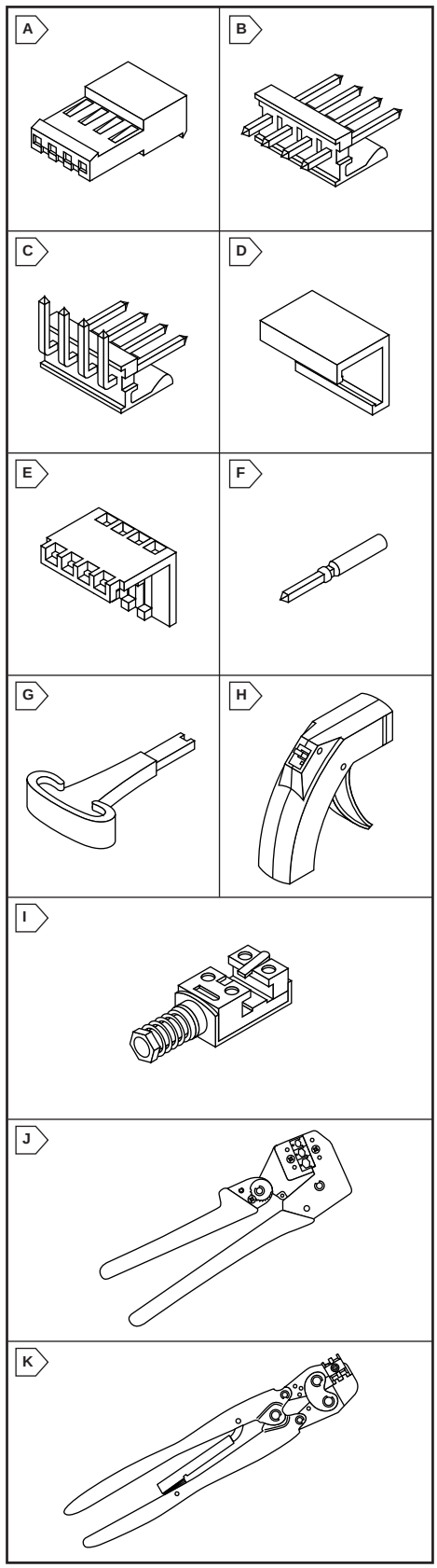

NEW THIS ISSUE NEW THIS ISSUE NEW THIS ISSUE NEW THIS ISSUE NEW THIS ISSUE

AMP (MR) Miniature Rectangular Connectors and Tools

The (MR) Series connector family consist of UL94V-0, soft shell nylon housings, contacts, strain reliefs, and PCB headers. Housings lock to prevent accidental disengagement and are designed for free-hanging or panel mount applications. Socket housing utilize an egg crate design, fully enclosing socket contacts reducing shock hazard. High density design is achieved though .165" contact centerline spacing.

Features:

- Positive lock design
- Protected contacts reduce shock hazard
- Polarized for proper mating
- Numbered cavities simplify circuit identification

Specifications:

- .165" contact centerline spacing
- 26-18 AWG wire size
- UL94V-0 flammability rating
- UL Recognized, CSA Certified

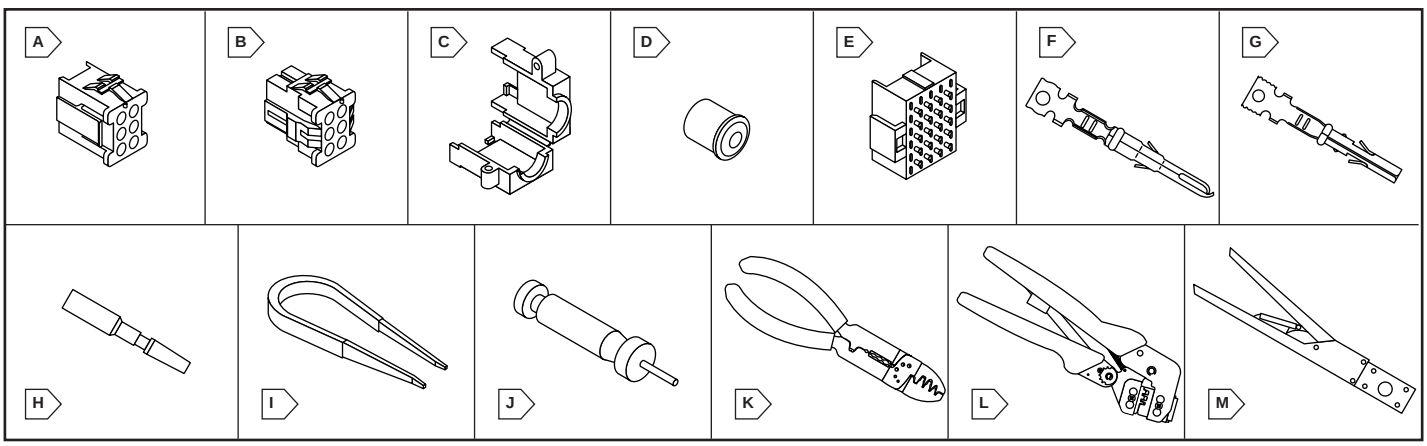

PIN HOUSINGS (CAP)

(Order contacts separately)

MOUSER STOCK NO.	Fig.	No. of Circuits	Circuit Pattern	Price Each 1	10	100	500
571-16405070	A	2	In-line	.35	.32	.25	Call For Quote
571-16405080	A	3	In-line	.51	.47	.37	
571-16405090	A	4	Matrix	.56	.51	.39	
571-16405100	A	6	Matrix	.63	.58	.45	
571-16405110	A	9	Matrix	.67	.62	.48	
571-16405120	A	12	Matrix	.75	.69	.53	
571-16405130	A	15	Matrix	.82	.76	.59	
571-16405140	A	20	Matrix	1.30	1.20	.93	
571-16405150	A	24	Matrix	1.36	1.26	.97	
571-16405160	A	36	Matrix	1.76	1.63	1.25	

SOCKET HOUSINGS (PLUG)

(Order contacts separately)

571-16405170	B	2	In-line	.34	.31	.24	Call For Quote
571-16405180	B	3	In-line	.51	.47	.37	
571-16405190	B	4	Matrix	.54	.50	.38	
571-16405200	B	6	Matrix	.67	.62	.47	
571-16405210	B	9	Matrix	.67	.62	.48	
571-16405220	B	12	Matrix	.75	.69	.53	
571-16405230	B	15	Matrix	.80	.74	.57	
571-16405240	B	20	Matrix	1.30	1.20	.93	
571-16405250	B	24	Matrix	1.39	1.28	.99	
571-16405260	B	36	Matrix	1.44	1.33	1.02	

STRAIN RELIEFS

- One piece clam shell design
- Use with pin or socket housings

MOUSER STOCK NO.	Fig.	No. of Circuits	I.D. (In.)	Price Each 1	10	100	500
571-3503731	C	6	.374	.94	.86	.67	Call For Quote
571-3505221	C	9	.420	1.02	.94	.72	
571-3503741	C	12	.420	1.28	1.18	.91	
571-3505231	C	15	.420	1.95	1.80	1.38	
571-4806341	C	20	.560	2.01	1.86	1.43	
571-3505241	C	24	.560	2.06	1.90	1.46	
571-4805941	C	36	.560	2.70	2.49	1.92	

STRAIN RELIEF ADAPTING GROMMETS

571-13503770	D	6	.156	.73	.68	.52	Call For Quote
571-13503760	D	6	.218	.67	.62	.47	
571-13503750	D	6	.296	.71	.66	.51	
571-13503781	D	9	.218	.73	.68	.52	
571-13503791	D	9	.250	.73	.68	.52	
571-13503801	D	9	.281	.73	.68	.52	
571-13809350	D	20	.437	.80	.74	.57	
571-13809360	D	20	.375	.76	.70	.54	
571-13809370	D	20	.312	.73	.68	.52	

PC BOARD VERTICAL PIN HEADERS

- .165" centerline spacing
- Phosphor bronze contacts

MOUSER STOCK NO.	Fig.	No. of Circuits	PCB Thick (In.)	Contact Finish	Price Each 1	10	100	500
571-6404971	E	2	.062	Tin	.46	.43	.33	Call For Quote
571-6404974	E	2	.120	Gold	1.31	1.21	.93	
571-6404981	E	3	.062	Tin	.69	.64	.49	
571-6404984	E	3	.120	Gold	1.94	1.79	1.38	
571-6404992	E	4	.062	Gold	2.42	2.32	1.72	
571-6405001	E	6	.062	Tin	1.27	1.17	.90	
571-6405002	E	6	.062	Gold	3.32	3.07	2.36	
571-6405004	E	6	.120	Gold	3.32	3.07	2.36	
571-6405011	E	9	.062	Tin	1.65	1.52	1.17	
571-6405012	E	9	.062	Gold	4.61	4.25	3.36	
571-6405014	E	9	.120	Gold	4.61	4.25	3.36	
571-6405021	E	12	.062	Tin	2.12	1.95	1.51	
571-6405022	E	12	.120	Gold	5.95	5.50	4.24	
571-6405031	E	15	.062	Tin	2.59	2.39	1.84	
571-6405032	E	15	.062	Gold	7.27	6.71	5.17	
571-6405034	E	15	.120	Gold	7.27	6.71	5.17	
571-6405041	E	20	.062	Tin	3.36	3.10	2.39	Call For Quote
571-6405042	E	20	.062	Gold	9.55	8.82	6.80	
571-6405051	E	24	.062	Tin	3.74	3.46	2.66	
571-6405052	E	24	.062	Gold	10.59	9.78	7.54	
571-6405054	E	24	.120	Gold	10.59	9.78	7.54	
571-6405062	E	36	.062	Gold	16.84	15.54	12.30	
571-6405064	E	36	.120	Gold	16.84	15.54	12.30	

PIN AND SOCKET CONTACTS

- .068" pin diameter
- Phosphor bronze

MOUSER STOCK NO.	Fig.	Wire AWG	Contact Finish	Price Each 1	10	100	500
Pin Contacts							Call For Quote
571-6405451	F	26-18	Tin	.15	.14	.12	
571-6405452	F	26-18	Gold	.62	.57	.47	
Socket Contacts							
571-6413001	G	26-18	Tin	.15	.14	.12	
571-6413002	G	26-18	Gold	.53	.49	.41	

KEYING PLUG

MOUSER STOCK NO.	Fig.	Description	Price Each
571-3505911	H	Keying plug for use in socket housings only	3.31

TOOLS

571-4558301	I	Contact insertion tool	16.50
571-4558222	J	Contact extraction tool	16.50
571-6018841	K	Super Champ crimp tool	24.50
571-585141	L	Procrimper II hand tool	129.00
571-903251	M	Certi-Crimp hand tool	399.00

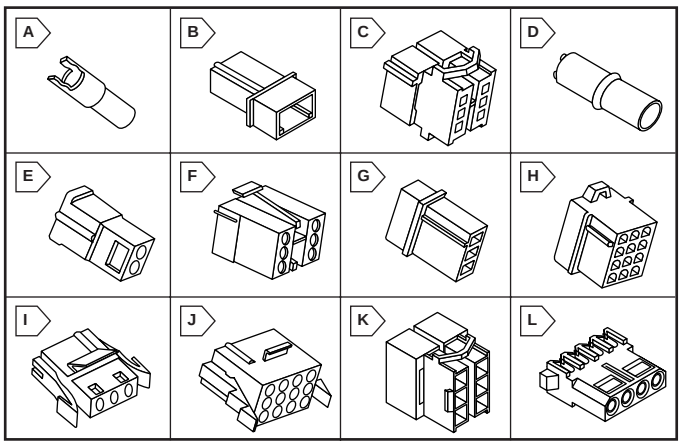

COMMERCIAL MATE-N-LOK CONNECTORS

Features:
- Fully polarized 94V-2 housings
- Integral design locking devices
- Connectors can be panel mounted to .025" - .065" panels
- Contacts accept wire size range 24-14 AWG

Specifications:
- Current rating: 7A
- Voltage rating: 300V
- Operating temperature: -20°C to +105°C

E28976 LR16476

Free Hanging Pin Housing - UL 94V-2 Natural Nylon Color

MOUSER STOCK NO.	Fig.	No. of Circuits	Housing Type	Price Each 1	100	500	1000
571-14803500	A	1	Detent lock	.17	.12	.11	.10
571-14803510	A	1	Positive lock	.17	.12	.11	.10
571-14803190	B	2	In-line version	.23	.17	.15	.13
571-14803050	G	3	In-line version	.32	.25	.21	.17
571-14804260	G	4	In-line version	.42	.33	.28	.23
571-14803400	C	6	Matrix version	.41	.31	.27	.25
571-14803450	C	8	Matrix version	.45	.34	.30	.27
571-14803390	C	10	Matrix version	.51	.35	.31	.22

Free Hanging Socket Housing - UL 94V-2 Natural Nylon Color

571-14803490	D	1	Detent / Positive	.16	.11	.10	.09
571-14807200	E	2	Positive	.51	.38	.34	.30
571-14803180	E	2	Detent	.23	.17	.15	.13
571-14807210	E	3	Positive	.53	.39	.35	.31
571-14803030	E	3	Detent	.30	.22	.20	.18
571-14807220	E	4	Positive	.57	.43	.38	.34
571-14804240	E	4	Detent	.33	.26	.22	.19
571-14802700	F	6	Positive	.55	.44	.37	.29
571-14802830	F	8	Positive	.53	.42	.36	.32
571-14802850	F	10	Positive	.59	.43	.39	.35
571-14802870	F	12	Positive	.70	.55	.46	.38
571-14804380	F	16	Positive	.95	.71	.63	.56

Panel Mount Pin Housing - UL 94V-2 Natural Nylon Color

571-14803050	G	3	In-line version	.32	.25	.21	.17
571-14804260	G	4	In-line version	.42	.33	.28	.23
571-14802760	H	6	Matrix version	.47	.38	.32	.25
571-14802770	H	9	Matrix version	.56	.45	.37	.29
571-14802780	H	12	Matrix version	.65	.52	.43	.35
571-14803240	H	15	Matrix version	.84	.62	.56	.50

Panel Mount Socket Housing - UL 94V-2 Natural Nylon Color

571-14803040	I	3	In-line version	.43	.34	.29	.23
571-14804250	I	4	In-line version	.40	.32	.27	.22
571-14802730	J	6	Matrix version	.53	.42	.36	.32
571-14802740	J	9	Matrix version	.61	.49	.42	.33
571-14802750	J	12	Matrix version	.70	.55	.46	.38
571-14803230	J	15	Matrix version	.94	.70	.63	.56

Motor Mount Pin Housing - UL 94V-2 Natural Nylon Color

571-14802710	K	6	Dual row, positive lock	.49	.40	.33	.26
571-14804390	K	16	Dual row, positive lock	.73	.54	.48	.43

4 Circuit In-Line Insulation Displacement Connectors (IDC)

- UL 94V-2 housing
- Phosphor bronze contact
- Pre-tin finish
- Mates with 571 14804260, 571-3502111, 571-3502112, 571-3504241

MOUSER STOCK NO.	Fig.	Wire Size AWG	Color	Housing Type	Price Each 1	100	500	1000
571-7701562	L	22	Red	In-line version	.59	.44	.39	.35
571-7701564	L	20	Yellow	In-line version	.59	.44	.39	.35
571-7701563	L	18	Orange	In-line version	.59	.44	.39	.35

Dust Covers

For IDC connectors

MOUSER STOCK NO.	Description	Price Each 1	100	500	1000
571-7702321	For feed to wiring applications	.12	.09	.08	.07
571-7702331	For feed through wiring applications	.12	.09	.08	.07

PIN AND SOCKET CONTACTS

Contacts to be used in Commercial Mate-N-Lok Housings only.

Features:
- Tin plated brass
- Pin length: .805"
- Socket length: .695"

MOUSER STOCK NO.	Fig.	Description	Price Each 1	10	100	500
571-606201	A	Pin 20-14AWG	.13	.10	.09	Call For Quote
571-606181	A	Pin 24-18AWG	.13	.10	.09	
571-606191	B	Socket 20-14AWG	.13	.10	.09	
571-606171	B	Socket 24-18AWG	.13	.10	.09	

TOOLS

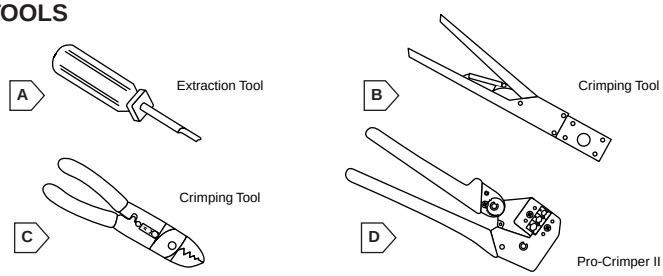

MOUSER STOCK NO.	Fig.	Description	Price Each
571-4656441	A	Contact extraction tool	13.90
571-901232	B	24-18AWG Certi-Crimp crimping tool	329.81
571-901242	B	20-14AWG Certi-Crimp crimping tool	329.81
571-6018841	C	Crimping tool	24.50
571-905741	D	24-18 AWG Pro-Crimper II	134.40
571-905751	D	20-14 AWG Pro-Crimper II	134.40

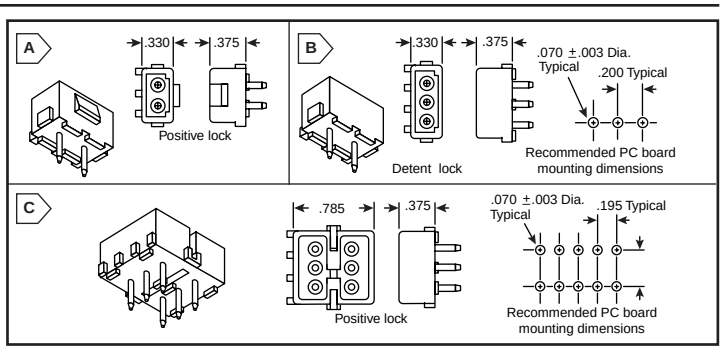

PC BOARD MOUNT CONNECTORS

Vertical Pin Header Assemblies

Features:
- Fully polarized 94 V-2 nylon housings
- Integral design locking devices
- PCB mounting
- Available in 2-16 circuits
- Available in tin or gold plated copper
- Alloy contacts

LR16455-38 E28476

✻ Use with .062 PCB thickness
✻✻ Use with .125 PCB thickness

For quantities greater than listed, call for quote.

MOUSER STOCK NO.	Fig.	Description	No. of Circuits	Mates With	Price Each 1	100	500	1000
✻ 571-3505391	A	Tin plated w/ positive lock	2	571-14807200	.64	.60	.40	.36
✻ 571-3502091	B	Tin plated w/ detent lock	2	571-14803180	.36	.27	.24	.21
✻✻ 571-3504221	B	Tin plated w/ detent lock	2	571-14803180	.44	.33	.30	.26
✻ 571-3505411	A	Tin plated w/ positive lock	3	571-14807210	.77	.57	.51	.46
✻ 571-3502101	B	Tin plated w/ detent lock	3	571-14803030	.56	.42	.38	.33
✻ 571-3505431	A	Tin plated w/ positive lock	4	571-14807220	1.10	.82	.73	.65
✻ 571-3502111	B	Tin plated w/ detent lock	4	571-14804240	.63	.47	.42	.37
✻✻ 571-3504241	B	Tin plated w/ detent lock	4	571-14804240	.75	.50	.45	.40
✻ 571-13809990	C	Tin plated w/ positive lock	6	571-14802700	.72	.53	.48	.42
✻✻ 571-3504251	C	Tin plated w/ positive lock	6	571-14802700	.81	.60	.54	.48
✻ 571-3502121	C	Tin plated w/ positive lock	8	571-14802830	.87	.65	.58	.52
✻✻ 571-3504261	C	Tin plated w/ positive lock	8	571-14802830	.92	.68	.61	.54
✻ 571-3502122	C	Gold plated w/ positive lock	8	571-14802830	2.55	1.90	1.70	1.50
✻ 571-13809910	C	Tin plated w/ positive lock	10	571-14802850	1.01	.75	.68	.60
✻✻ 571-3502191	C	Tin plated w/ positive lock	10	571-14802850	1.32	.98	.88	.78
✻ 571-23809910	C	Gold plated w/ positive lock	10	571-14802850	3.33	2.54	2.22	1.98
✻ 571-3502131	C	Tin plated w/ positive lock	12	571-14802870	1.34	.99	.89	.79
✻✻ 571-3502201	C	Tin plated w/ positive lock	12	571-14802870	1.40	1.04	.93	.83
✻ 571-3502132	C	Gold plated w/ positive lock	12	571-14802870	3.87	2.88	2.58	2.28
✻ 571-3502141	C	Tin plated w/ positive lock	16	571-14804380	1.65	1.22	1.10	.98
✻✻ 571-3504271	C	Tin plated w/ positive lock	16	571-14804380	2.15	1.59	1.43	1.28

AMP Universal MATE-N-LOK Connectors

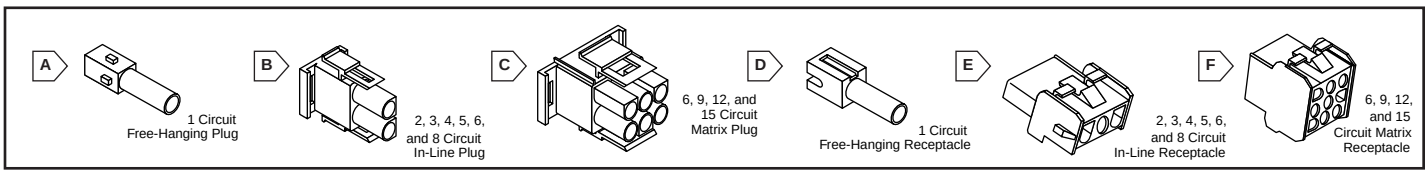

UNIVERSAL MATE-N-LOK CONNECTORS

Specifications: • Current rating is 15 amps • .250" contact center spacing

E28976 LR16476

Pin Housings - UL 94V-2 Natural Nylon Color

For quantities greater than listed, call for quote.

MOUSER STOCK NO.	Fig.	No. of Circuits	Price Each 1	10	100
571-13508670	A	1	.14	.13	.11
571-14806980	B	2	.26	.25	.21
571-14807000	B	3	.28	.27	.23
571-14807020	B	4	.32	.30	.25
571-14807630	B	5	.32	.30	.25
571-6405851	B	6	.58	.55	.45
571-14807040	C	6	.37	.35	.29
571-6405861	B	8	.65	.62	.52
571-14807060	C	9	.42	.40	.33
571-14807080	C	12	.48	.46	.38
571-14807100	C	15	.70	.67	.55

Pin Housings - UL 94V-0 Solid White Color

For quantities greater than listed, call for quote.

MOUSER STOCK NO.	Fig.	No. of Circuits	Price Each 1	10	100
571-3508651	A	1	.24	.23	.20
571-3507771	B	2	.44	.42	.35
571-3507661	B	3	.49	.47	.39
571-3507791	B	4	.52	.49	.41
571-3508091	B	5	.49	.47	.39
571-6405811	B	6	.78	.74	.61
571-3507151	C	6	.98	.93	.76
571-6405821	B	8	.83	.79	.65
571-3507201	C	9	.66	.63	.51
571-3507351	C	12	.76	.72	.59
571-3507361	C	15	.98	.93	.76

Socket Housings - UL 94V-2 Natural Nylon Color

For quantities greater than listed, call for quote.

MOUSER STOCK NO.	Fig.	No. of Circuits	Price Each 1	10	100
571-7704211	D	1	.14	.13	.12
571-14806990	E	2	.27	.26	.22
571-14807010	E	3	.29	.28	.24
571-14807030	E	4	.32	.30	.25
571-14807640	E	5	.32	.30	.25
571-9263071	E	6	1.63	1.55	1.26
571-14807050	F	6	.36	.34	.28
571-9263081	E	8	1.13	1.08	.89
571-14807070	F	9	.38	.36	.31
571-14807090	F	12	.43	.41	.34
571-14807110	F	15	.63	.60	.50

Socket Housings - UL 94V-0 Solid White Color

For quantities greater than listed, call for quote.

MOUSER STOCK NO.	Fig.	No. of Circuits	Price Each 1	10	100
571-3508661	D	1	.24	.23	.20
571-3507781	E	2	.45	.43	.36
571-3507671	E	3	.50	.48	.40
571-3507801	E	4	.54	.51	.42
571-3508101	E	5	.54	.51	.42
571-9263073	E	6	1.25	1.19	.98
571-3507811	F	6	.62	.59	.49
571-9263083	E	8	1.62	1.54	1.25
571-3507821	F	9	.66	.63	.51
571-3507831	F	12	.73	.69	.57
571-3507841	F	15	.94	.89	.73

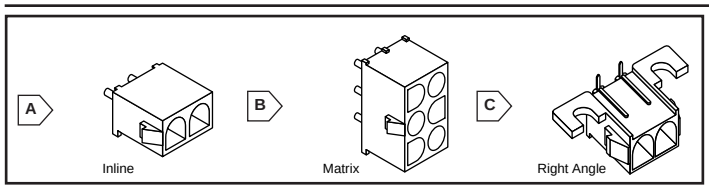

PC BOARD MOUNT CONNECTORS

For quantities greater than listed, call for quote.

✻Indicated items are gold plated in contact area, all others are tin plated

Specifications:

- Up to 15 amp current rating (using 14 AWG wire)
- 500 VAC voltage rating

Features:

- Pin or socket contacts included
- Phosphor bronze contacts
- .062 PCB thickness
- Contacts: tin or ✻ gold plated

E28976 LR16476

Vertical Pin Headers

- UL 94V-2 Natural Nylon Color

MOUSER STOCK NO.	Fig.	No. of Circuits	Price Each 1	10	100
571-3504281	A	2	.39	.37	.32
571-3504291	A	3	.45	.42	.37
571-3504301	A	4	.53	.48	.44
571-6404661	A	5	.81	.76	.69
571-6418321	A	6	.99	.93	.85
571-3504311	B	6	.74	.69	.60
✻ 571-3504312	B	6	2.57	2.42	2.19
571-6418251	A	8	1.16	1.10	.99
571-3504321	B	9	.91	.85	.74
✻ 571-3504322	B	9	3.61	3.39	3.08
571-3504331	B	12	1.13	1.06	.92
571-3504341	B	15	1.37	1.28	1.11

Vertical Pin Headers

- UL 94V-0 Solid White Color

571-3507861	A	2	.57	.54	.49
571-3507891	A	3	.63	.59	.54
571-3507921	A	4	.74	.70	.63
571-6409001	A	5	1.02	.96	.87
✻ 571-3507112	B	6	2.88	2.71	2.46
571-3507111	B	6	.92	.87	.79
571-6418281	A	8	1.38	1.30	1.18
571-3507121	B	9	1.09	1.02	.93
571-3507131	B	12	1.29	1.21	1.10
✻ 571-3507132	B	12	4.75	4.47	4.06
571-3507141	B	15	1.51	1.42	1.29

Vertical Socket Headers

- UL 94V-2 Natural Nylon Color

MOUSER STOCK NO.	Fig.	No. of Circuits	Price Each 1	10	100
571-3507594	A	2	.34	.32	.28
571-3507604	A	3	.43	.41	.35
571-3507614	A	4	.52	.49	.43
571-3507624	B	6	.78	.73	.63
571-3507634	B	9	1.04	.98	.85
✻ 571-3507633	B	9	3.33	3.14	2.84
571-3507644	B	12	1.29	1.21	1.05
571-3507654	B	15	1.42	1.29	1.18

Vertical Socket Headers

- UL 94V-0 Solid White Color

571-3508241	A	2	.55	.52	.47
571-3508251	A	3	.64	.60	.54
571-3508261	A	4	.72	.68	.62
571-3508271	B	6	.96	.90	.82
571-3508281	B	9	1.20	1.13	1.03
571-3508291	B	12	1.44	1.36	1.23
✻ 571-3508292	B	12	4.69	4.42	4.00
571-3508301	B	15	1.69	1.59	1.44
✻ 571-3508302	B	15	5.73	5.39	4.89

Right Angle Pin Headers

- UL 94V-0 Solid White Color

571-13509420	C	2	1.23	1.15	.99
571-13509430	C	3	1.39	1.31	1.13
✻ 571-23509430	C	3	2.50	2.35	2.13
571-13509440	C	4	1.58	1.48	1.28
✻ 571-23509440	C	4	2.82	2.66	2.41
571-13509450	C	5	1.79	1.68	1.46
✻ 571-23509450	C	5	3.12	2.94	2.66
571-6405831	C	6	2.25	2.12	1.92
571-6405841	C	8	2.44	2.30	2.08
✻ 571-6405842	C	8	4.78	4.50	4.08

STRAIN RELIEFS FOR MATE-N-LOK HOUSINGS

Each strain relief requires two of the following per assembly.

E28976 LR16476

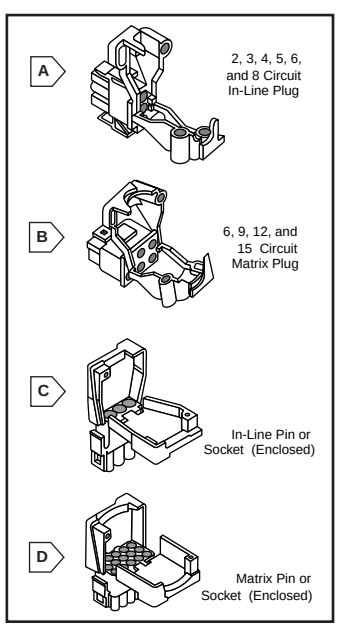

For quantities greater than listed, call for quote.

UL 94V-2

MOUSER STOCK NO.	Fig.	Price Each 1	10	100
571-13505890	A	.52	.44	.33
571-13505900	B	.60	.51	.37

UL 94V-0

571-3508111	A	.40	.37	.34
571-3508121	B	.46	.43	.39

UL 94V-0 Inline Enclosed

MOUSER STOCK NO.	Fig.	No. of Circuits	Price Each 1	10	100
571-6407131	C	2	.72	.67	.61
571-6407141	C	3	.73	.68	.62
571-6417761	C	4	.74	.70	.63
571-6430301	C	5	.74	.70	.63
571-6433131	C	6	.75	.71	.64
571-6433141	C	8	.77	.72	.65

UL 94V-0 Matrix Enclosed

MOUSER STOCK NO.	Fig.	No. of Circuits	Price Each 1	10	100
571-6407151	D	6	.75	.71	.64
571-6407161	D	9	.78	.73	.66
571-6407171	D	12	.80	.76	.68
571-6407181	D	15	.83	.78	.71

PIN AND SOCKET CONTACTS

Contacts to be used in Universal Mate-N-Lok Housings only.

Features:

- Brass, pre-tinned
- Pin length: .805"
- Socket length: .695"

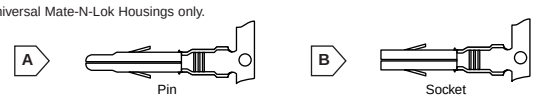

MOUSER STOCK NO.	Fig.	Description	Price Each 1	10	100	500
571-3505471	A	20-14 AWG pin contact	.09	.08	.068	Call For Quote
571-3506901	A	24-18 AWG pin contact	.09	.08	.068	
571-3505501	B	20-14 AWG socket contact	.09	.08	.068	
571-3506891	B	24-18 AWG socket contact	.09	.08	.068	

TOOLS

Features:

- Field repair / prototyping
- Ratchet control
- Brush / bellmouth control
- Precision crimp height control

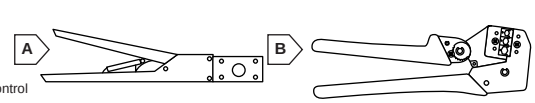

MOUSER STOCK NO.	Fig.	Description	Price Each	
571-903002	A	24-18 AWG Certi-Crimp	484.00	Call For Quote
571-902962	A	20-14 AWG Certi-Crimp	484.00	
571-905481	B	24-18 AWG Pro-Crimper II	153.60	
571-905461	B	20-14 AWG Pro-Crimper II	153.60	

TOOLS FOR MATE-N-LOK CONNECTORS

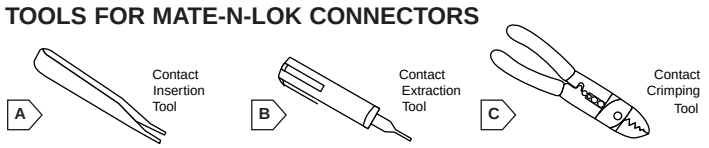

MOUSER STOCK NO.	Fig.	Description	Price Each
571-4558301	A	Contact insertion tool	16.50
571-4589942	B	Contact extraction tool	35.34
571-6018841	C	Crimping tool	24.50

UNIVERSAL MATE-N-LOK II CONNECTORS

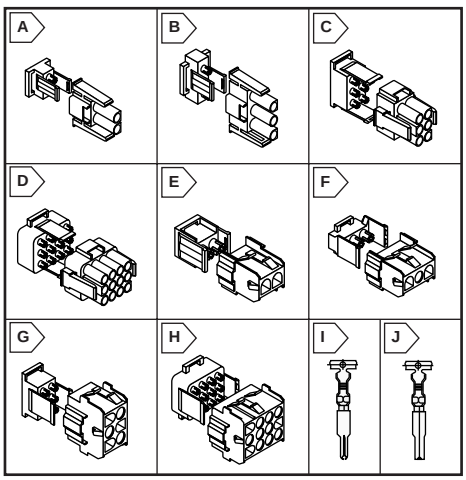

AMP MATE-N-LOK II Connectors offer the ultimate reliability in a softshell connector. They are designed for use where repair or replacement would be difficult. Available in 2-15 circuit sizes for free hanging or panel mount applications. Connectors consist of a front and rear housing section. Contacts are enclosed for shock protection. Terminals use "F" crimp termination.

Features:

- Ultimate reliability
- Pins and sockets can be intermixed in the same housing
- Enclosed, shock protected contacts
- "F" crimp terminals

Specifications:

- Withstand voltage: 5.0 KVAC, 10.0 VDC
- Insulation resistance: 1000MΩ
- Voltage rating: 600 VAC, VDC
- Flammability rating: UL 94V-0
- Approvals: UL, CSA, VDE

Connectors

MOUSER STOCK NO.	Fig.	No. of Circuits	Price Each 1	10	100
Pin Housings					
571-7700171	A	2	.58	.55	.47
571-7700181	B	3	.64	.61	.52
571-7700191	B	4	.67	.64	.54
571-7700201	C	6	.79	.76	.64
571-7700211	D	9	.86	.82	.70
571-7700221	D	12	.98	.94	.80
571-7700231	D	15	1.27	1.21	1.03
Socket Housings					
571-7700241	E	2	.59	.56	.48
571-7700251	F	3	.66	.63	.53
571-7700261	F	4	.70	.67	.57
571-7700271	G	6	.81	.77	.66
571-7700281	H	9	.84	.80	.68
571-7700291	H	12	.95	.90	.77
571-7700301	H	15	1.21	1.15	.98

Contacts

For quantities greater than listed, call for quote.

MOUSER STOCK NO.	Fig.	Wire AWG	I.D. Range (In.)	Contact Material	Contact Rating	Price Each 1	10	100
Pin Contacts								
571-7702521	I	24-18	.040 - .100	Brass	Tin	.15	.14	.10
571-7702522	I	24-18	.040 - .100	Brass	Gold	.70	.64	.45
571-7702501	I	20-14	.060 - .130	Brass	Tin	.17	.16	.11
571-7702502	I	20-14	.060 - .130	Brass	Gold	.70	.64	.45
571-7702481	I	20-14	.130 - .200	Brass	Tin	.20	.18	.13
571-7702463	I	12-10	.200 max.	Phos. bronze	Tin	.32	.29	.21
571-7702464	I	12-10	.200 max.	Phos. bronze	Gold	1.52	1.40	.99
Socket Contacts								
571-7702533	J	24-18	.040 - .100	Phos. bronze	Tin	.19	.17	.12
571-7702534	J	24-18	.040 - .100	Phos. bronze	Gold	1.09	1.00	.71
571-7702513	J	20-14	.060 - .130	Phos. bronze	Tin	.19	.17	.12
571-7702514	J	20-14	.060 - .130	Phos. bronze	Gold	1.15	1.05	.75
571-7702493	J	20-14	.130 - .200	Phos. bronze	Tin	.24	.22	.16
571-7702473	J	12-10	.200 max.	Phos. bronze	Tin	.32	.29	.21
571-7702474	J	12-10	.200 max.	Phos. bronze	Gold	1.54	1.42	1.01

"SERIES 1" CPC CIRCULAR PLASTIC CONNECTORS (SIZE 16 CONTACTS)

These connectors are UL recognized and designed for use in commercial industries such as aircraft, automotive, instrumentation and computer/peripheral equipment. They provide substantial savings in both weight and cost. Features include: Built-in pin and socket protection; thread assisted coupling with positive indent locking; 5 key polarized to provide proper connector mating.

Standard Receptacle (with pin contacts)

Standard Receptacle (with socket contacts and optional cable clamps)

E28476 LR16455

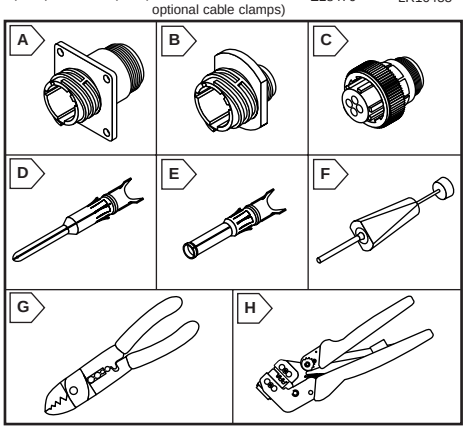

✻ **STD. Gender= Pin contacts in receptacle housings, socket contacts in plug housings**

✻ **REV. Gender= Socket contacts in receptacle housings, pin contacts in plug housings**

NEW IN'97

- **.062 Pin Diameter**

Connectors

Pins and sockets must be ordered separately. For quantities greater than listed, call for quote.

MOUSER STOCK NO.	Fig.	Cont. Arrg.	Gender ✻	Price Each 1	10	100	500
Square Flange Receptacles							
571-2060611	A	11-4	Std.	1.33	1.17	1.09	.92
571-2064301	A	11-4	Rev.	1.38	1.22	1.13	.97
571-2067051	A	13-9	Std.	1.45	1.28	1.19	1.01
571-2060431	A	17-14	Rev.	1.53	1.35	1.26	1.08
571-2060361	A	17-16	Std.	1.53	1.32	1.26	1.08
571-2068381	A	23-24	Std.	1.92	1.70	1.58	1.34
571-2061511	A	23-37	Std.	1.75	1.55	1.44	1.23
571-2063061	A	23-37	Rev.	1.75	1.55	1.44	1.23
Free Hanging Receptacles							
571-2061531	B	11-4	Std.	1.38	1.22	1.13	.97
571-2064302	B	11-4	Rev.	1.38	1.22	1.13	.97
571-2067052	B	13-9	Std.	1.48	1.31	1.22	1.04
571-2060433	B	17-14	Rev.	1.96	1.73	1.61	1.37
571-2060363	B	17-16	Std.	1.53	1.35	1.26	1.08
571-2068382	B	23-24	Std.	2.60	2.30	2.14	1.82
571-2061512	B	23-37	Std.	1.94	1.71	1.60	1.36
571-2063062	B	23-37	Rev.	2.43	2.15	2.00	1.71
Plugs							
571-2060601	C	11-4	Std.	1.68	1.49	1.39	1.18
571-2064291	C	11-4	Rev.	1.70	1.50	1.40	1.19
571-2067081	C	13-9	Std.	1.85	1.64	1.53	1.30
571-2060441	C	17-14	Rev.	1.92	1.70	1.58	1.34
571-2060371	C	17-16	Std.	1.92	1.70	1.58	1.34
571-2068371	C	23-24	Std.	2.47	2.18	2.03	1.72
571-2061501	C	23-37	Std.	2.19	1.94	1.81	1.54
571-2063051	C	23-37	Rev.	2.19	1.94	1.81	1.54

Contacts

For quantities greater than listed, call for quote.

MOUSER STOCK NO.	Fig.	AWG	Finish	Price Each 1	100	1000	5000
Pin Contacts							
571-661072	D	26-24	Tin	.31	.22	.156	.116
571-661074	D	26-24	Gold	.47	.32	.234	.168
571-664001	D	24-20	Tin	.31	.22	.156	.116
571-664004	D	24-20	Gold	.47	.32	.234	.168
571-665911	D	22-18	Tin	.20	.16	.110	.090
571-665891	D	18-16	Tin	.20	.16	.110	.090
571-660992	D	18-16	Tin	.31	.22	.156	.116
571-660994	D	18-16	Gold	.47	.32	.234	.168
571-663612	D	18-14	Tin	.31	.22	.156	.116
571-663614	D	18-14	Gold	.47	.33	.24	.17
571-2022362	D	Sldr. Tab	Tin	.61	.42	.31	.17
571-2022361	D	Sldr. Tab	Gold	1.09	.75	.54	.42
Socket Contacts							
571-661092	E	26-24	Tin	.56	.39	.283	.202
571-661094	E	26-24	Gold	.56	.39	.283	.202
571-663991	E	24-20	Tin	.37	.25	.184	.132
571-663994	E	24-20	Gold	.56	.39	.283	.202
571-665921	E	22-18	Tin	.20	.16	.110	.090
571-665901	E	18-16	Tin	.20	.16	.110	.090
571-661012	E	18-16	Tin	.37	.25	.184	.132
571-661014	E	18-16	Gold	.56	.39	.283	.202
571-663602	E	18-14	Tin	.37	.25	.184	.132
571-663604	E	18-14	Gold	.70	.48	.35	.25
571-2022372	E	Sldr. Tab	Tin	.67	.46	.34	.24
571-2022371	E	Sldr. Tab	Gold	1.21	.83	.61	.43

Tools

For quantities greater than listed, call for quote.

MOUSER STOCK NO.	Fig.	Description	Price Each
571-305183	F	Contact extraction tool	16.73
571-6018841	G	Crimping tool	24.50
571-584951	H	28-16 AWG Pro-Crimper II	132.00

"SERIES 2" CPC CIRCULAR PLASTIC CONNECTORS (SIZE 20 CONTACTS)

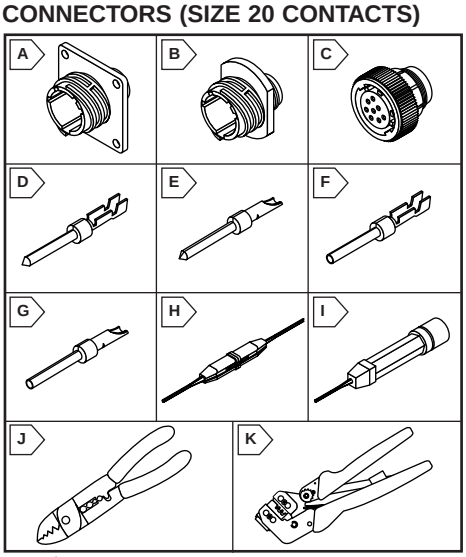

.040 Pin Diameter

Designed for such commercial applications as automotive, aircraft, instrumentation, and computer/peripheral equipment. "Series 2" connectors are designed for normal, unsealed applications. Higher density is achieved through the use of 20 DF precision formed pin and socket contacts with .040 pin diameters.

Connectors

Pins and sockets must be ordered separately. For quantities greater than listed, call for quote.

MOUSER STOCK NO.	Fig.	Cont. Arrg.	Gender ✻	Price Each 1	10	100	500
Square Flange Receptacles							
571-2058411	A	11-8	Std.	2.53	2.24	2.09	1.78
571-2064331	A	11-8	Rev.	2.57	2.27	2.11	1.79
571-2064861	A	11-9	Std.	2.48	2.19	2.04	1.74
571-2058403	A	17-28	Std.	2.75	2.43	2.27	1.93
571-2060381	A	17-28	Rev.	2.67	2.36	2.20	1.86
571-2064381	A	23-57	Rev.	4.22	3.72	3.47	2.96
571-2058431	A	23-63	Std.	4.05	3.57	3.33	2.83
Free Hanging Receptacles							
571-2058412	B	11-8	Std.	2.52	2.22	2.07	1.76
571-2064332	B	11-8	Rev.	2.57	2.27	2.11	1.79
571-2064862	B	11-9	Std.	2.57	2.27	2.11	1.79
571-2061521	B	17-28	Std.	3.23	2.85	2.66	2.27
571-2060382	B	17-28	Rev.	3.26	2.88	2.69	2.28
571-2064382	B	23-57	Rev.	6.75	5.96	5.56	4.72
571-2058432	B	23-63	Std.	4.68	4.13	3.85	3.00
Plugs							
571-2058381	C	11-8	Std.	3.04	2.69	2.51	2.13
571-2064341	C	11-8	Rev.	3.04	2.69	2.51	2.13
571-2064851	C	11-9	Std.	2.98	2.63	2.45	2.09
571-2058393	C	17-28	Std.	3.23	2.85	2.66	2.27
571-2060391	C	17-28	Rev.	3.16	2.79	2.60	2.21
571-2064371	C	23-57	Rev.	4.35	3.84	3.58	3.05
571-2058421	C	23-63	Std.	4.32	3.81	3.56	3.02

✻ **STD. Gender= Pin contacts in receptacle housings, socket contacts in plug housings**

✻ **REV. Gender= Socket contacts in receptacle housings, pin contacts in plug housings**

NEW IN'97

Materials:

- UL recognized
- 94V-1 rated
- Heat stabilized
- Fire resistant
- Self extinguishing black thermoplastic

E28476 LR16455

Contacts

For quantities greater than listed, call for quote.

MOUSER STOCK NO.	Fig.	AWG	Finish	Price Each 1	100	1000	5000
Pin Contacts							
571-665079	D	28-24	Gold	.20	.16	.110	.090
571-665069	D	24-20	Gold	.20	.16	.110	.090
571-665703	E	18max	Gold	.24	.18	.120	.105
Socket Contacts							
571-665059	F	28-24	Gold	.22	.15	.110	.100
571-665049	F	24-20	Gold	.22	.15	.110	.100
571-665693	G	18max	Gold	.29	.20	.150	.130

Tools

For quantities greater than listed, call for quote.

MOUSER STOCK NO.	Fig.	Description	Price Each
571-910672	H	Insertion/extraction tool	3.36
571-912851	I	Insertion/extraction tool	9.84
571-6018841	J	Crimping tool	24.50
571-584482	K	Pro-Crimper II hand tool	132.00

"SERIES 3" CIRCULAR PLASTIC CONNECTORS TYPE XII CONTACTS

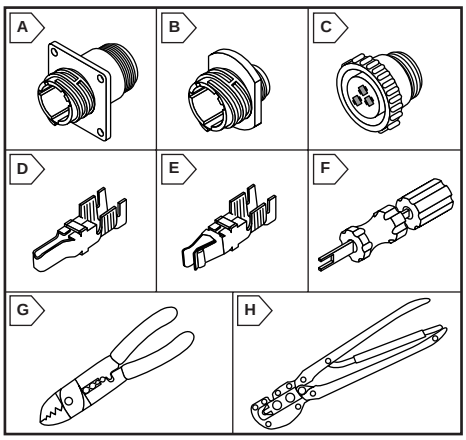

Designed for such commercial applications as automotive, aircraft, instrumentation, and computer/peripheral equipment. "Series 3" connectors are designed for low density power applications with type XII contacts capable of carrying up to 35 amps of current.

E28476 LR16455

✻STD. Gender= **Pin contacts in receptacle housings, socket contacts in plug housings**
✻REV. Gender= **Socket contacts in receptacle housings, pin contacts in plug housings**

NEW IN'97

Connectors

Pins and sockets must be ordered separately. For quantities greater than listed, call for quote.

MOUSER STOCK NO.	Fig.	Cont. Arrg.	Gender ✻	Price Each 1	10	100	500
Square Flange Receptacles							
571-2060362	A	17-3	Std.	2.04	1.84	1.53	1.43
571-2064251	A	17-3	Rev.	2.04	1.84	1.53	1.43
571-2061371	A	23-7	Std.	3.14	2.83	2.36	2.16
571-2062271	A	23-7	Rev.	2.50	2.25	1.88	1.75
Free Hanging Receptacles							
571-2062071	B	17-3	Std.	2.04	1.84	1.53	1.43
571-2064252	B	17-3	Rev.	2.74	2.47	2.06	1.92
571-2061372	B	23-7	Std.	3.22	2.90	2.42	2.25
571-2062272	B	23-7	Rev.	3.62	3.26	2.72	2.53
Plugs							
571-2060372	C	17-3	Std.	2.62	2.36	1.97	1.31
571-2064261	C	17-3	Rev.	3.62	3.26	2.72	2.53
571-2061361	C	23-7	Std.	2.88	2.59	2.16	2.02
571-2062261	C	23-7	Rev.	2.94	2.65	2.21	2.06

Contacts

For quantities greater than listed, call for quote.

MOUSER STOCK NO.	Fig.	AWG	Finish	Price Each 1	100	1000	5000
Pin Contacts, Type XII							
571-662592	D	8-10	Gold	3.17	2.22	1.561	1.269
571-662591	D	10-8	Tin	1.22	.85	.599	.486
571-662612	D	12-16	Gold	3.06	2.14	1.505	1.223
571-662611	D	16-12	Tin	1.22	.85	.599	.486
Socket Contacts, Type XII							
571-667416	E	8-10	Gold	4.17	2.92	2.055	1.700
571-667418	E	10-8	Tin	2.93	2.05	1.442	1.171
571-667406	E	12-16	Gold	3.77	2.63	1.855	1.507
571-667408	E	16-12	Tin	2.21	1.54	1.088	.884

Tools

For quantities greater than listed, call for quote.

MOUSER STOCK NO.	Fig.	Description	Price Each
571-910193	F	Extraction tool	117.35
571-6018841	G	Crimping tool	24.50
571-903822	H	Certi-Crimp, 12-16 AWG, type XII	510.00
571-903841	H	Certi-Crimp, 8-10 AWG, type XII	510.00

"SERIES 4" CPC CIRCULAR PLASTIC CONNECTORS TYPE XII AND SIZE 16 CONTACTS

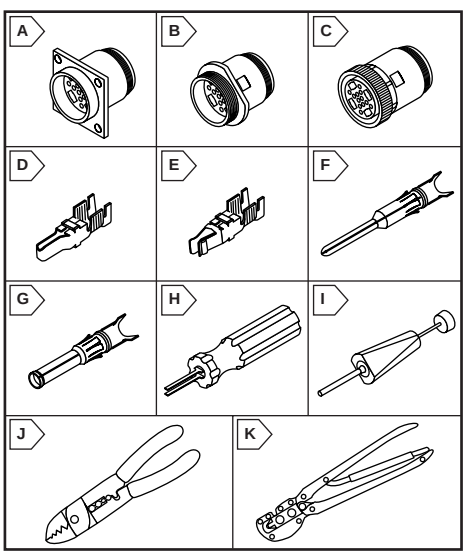

AMP CPC connectors are designed for such commercial applications as automotive, aircraft, instrumentation, computer, and peripheral equipment. They offer many advanced design features to assure top quality performance. Series 4 connectors accept size 16 multimate signal contacts and type XII power contacts, thus combining signal circuit capability with power circuit capability, both in a single connector housing.

E28476 LR16455

Features:

- UL recognized, CSA certified
- Panel or free hanging versions
- Light-weight, all plastic construction
- Combined power and signal applications

✻STD. Gender= **Pin contacts in receptacle housings, socket contacts in plug housings**
✻REV. Gender= **Socket contacts in receptacle housings, pin contacts in plug housings**

Connectors

Pins and sockets must be ordered separately. For quantities greater than listed, call for quote.

Arrangement 23-16M

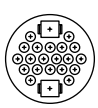
Arrangement 23-22M

MOUSER STOCK NO.	Fig.	Cont. Arrg.	Gender ✻	Price Each 1	10	100	500
Square Flange Receptacles							
571-2074861	A	23-16	Std.	2.50	2.23	1.78	1.59
571-2066131	A	23-22	Std.	2.43	2.17	1.73	1.55
Free Hanging Receptacles							
571-2074862	B	23-16	Std.	3.62	3.26	2.72	2.53
571-2066133	B	23-22	Std.	3.29	2.92	2.30	2.10
Plugs							
571-2074851	C	23-16	Std.	2.79	2.50	1.98	1.76
571-2066121	C	23-22	Std.	3.47	3.04	2.46	2.20

Contacts

For quantities greater than listed, call for quote.

MOUSER STOCK NO.	Fig.	AWG	Finish	Price Each 1	100	1000	5000
Type XII Pin Contacts							
571-662612	D	12-16	Gold	3.06	2.14	1.505	1.223
571-662592	D	8-10	Gold	3.17	2.22	1.561	1.269
Type XII Socket Contacts							
571-667406	E	12-16	Gold	3.77	2.63	1.855	1.507
571-667416	E	8-10	Gold	4.17	2.92	2.055	1.700
Size 16 Signal Pin Contacts							
571-665911	F	18-22	Tin	.20	.16	.110	.090
571-665891	F	16-18	Tin	.20	.16	.110	.090
Size 16 Signal Socket Contacts							
571-665921	G	18-22	Tin	.20	.16	.110	.090
571-665901	G	16-18	Tin	.20	.16	.110	.090

Tools

For quantities greater than listed, call for quote.

MOUSER STOCK NO.	Fig.	Description	Price Each
571-911241	H	Extraction, for type XII	20.34
571-305183	I	Extraction, for size 16 signal con.	16.73
571-6018841	J	Crimping tool	24.50
571-903822	K	Certi-Crimp, 12-16 AWG, type XII	510.00
571-903841	K	Certi-Crimp, 8-10 AWG, type XII	510.00

CIRCULAR PLASTIC CONNECTORS CPC ACCESSORIES

NEW IN'97

For quantities greater than listed, call for quote.

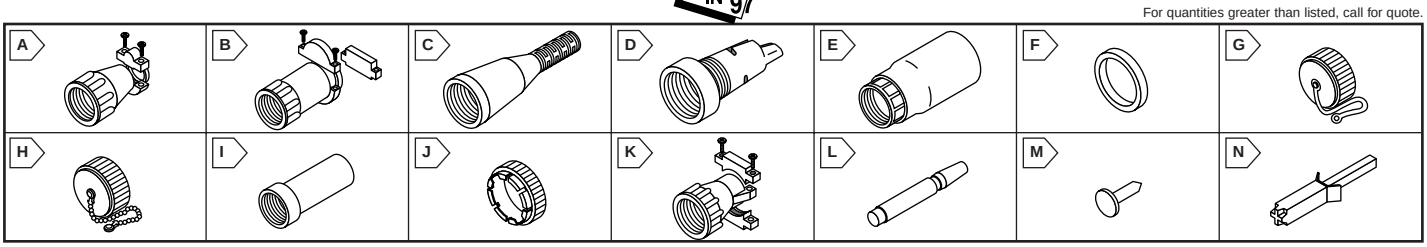

MOUSER STOCK NO.	Fig.	Shell Size	Description	Price Each 1	10	100	500
571-2060623	A	11	Standard cable clamp	2.46	1.99	1.87	1.64
571-2063581	B	11	Large cable clamp	2.46	1.99	1.87	1.64
571-2074891	C	11	Flexible cable boot	1.66	1.34	1.26	1.11
571-2074901	D	11	Internal cable grip	1.81	1.46	1.38	1.20
571-540101	E	11	Heat shrink sealing boot	5.80	4.69	4.42	3.86
571-2064031	F	11	Peripheral seal	.45	.36	.34	.30
571-2069031	G	11	Sealing cap plastic strap	2.56	2.07	1.95	1.71
571-2088001	H	11	Sealing cap metal chain	4.26	3.45	3.25	2.84
571-2063041	I	11	Rubber boot	3.26	2.64	2.48	2.17
571-2138111	J	11	Replacement coupling ring	.54	.51	.44	.44
571-2069661	A	13	Standard cable clamp	2.48	2.00	1.89	1.65
571-2070081	B	13	Large cable clamp	2.58	2.09	1.97	1.72
571-541231	E	13	Heat shrink sealing boot	6.43	5.20	4.90	4.28
571-2064034	F	13	Peripheral seal	.67	.54	.51	.44
571-2118701	G	13	Sealing cap plastic strap	2.33	1.89	1.78	1.55
571-2134851	H	13	Sealing cap metal chain	5.04	4.08	3.84	3.36
571-2138131	J	13	Replacement coupling ring	1.00	.81	.76	.67
571-2060701	A	17	Standard cable clamp	2.48	2.00	1.89	1.65
571-2063221	B	17	Large cable clamp	2.73	2.21	2.08	1.82
571-2072411	C	17	Flexible cable boot	3.02	2.45	2.30	2.02

MOUSER STOCK NO.	Fig.	Shell Size	Description	Price Each 1	10	100	500
571-2073871	D	17	Small internal cable grip	2.54	2.06	1.94	1.69
571-2073872	D	17	Large internal cable grip	2.46	1.99	1.87	1.64
571-540111	E	17	Heat shrink sealing boot	6.32	5.12	4.82	4.21
571-2064032	F	17	Peripheral seal	.51	.41	.39	.34
571-2074451	G	17	Sealing cap plastic strap	2.73	2.21	2.08	1.82
571-2086521	H	17	Sealing cap metal chain	4.10	3.32	3.12	2.73
571-2063981	I	17	Rubber boot	3.84	3.11	2.93	2.56
571-2138101	J	17	Replacement coupling ring	.80	.65	.61	.53
571-2061381	A	23	Standard cable clamp	2.56	2.07	1.95	1.71
571-2065121	B	23	Large cable clamp	3.23	2.62	2.46	2.16
571-2077741	K	23	Self-centering cable clamp	3.74	3.03	2.85	2.49
571-540121	E	23	Heat shrink sealing boot	7.08	5.73	5.39	4.72
571-2064033	F	23	Peripheral seal	.93	.75	.71	.62
571-2074461	G	23	Sealing cap plastic strap	3.17	2.57	2.42	2.11
571-2086801	H	23	Sealing cap metal chain	4.91	3.98	3.74	3.28
571-2138121	J	23	Replacement coupling ring	1.28	1.04	.98	.85
571-2008211	L	Type III +	Series 1 and 4 keying plug	.14	.11	.10	.09
571-2065091	M	20 DM&DF	Series 2 keying plug	.35	.28	.27	.23
571-2065081	N	Type XII	Series 3 and 4 keying plug sockets	.52	.42	.39	.34
571-2075971	N	Type XII	Series 3 and 4 keying plug pins	1.73	1.40	1.32	1.16

Connectors, Switches, Plugs, Jumpers, and Headers

3M INTRA-CONNECTORS

The Intra-Connector makes inaccessible circuits accessible for testing by providing probe pins in-line between ribbon cable sockets and standard mating. .100" x .100" board connectors.

Features:

- Includes one set of female contacts and two sets of male contacts at right angles
- Male contacts are standard .025" square pins

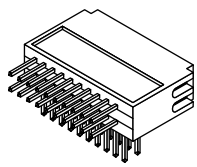

For quantities greater than listed, call for quote.

MOUSER STOCK NO.	No. of Contacts	Price Each		
		1	25	100
517-922576-20	20	9.84	9.05	8.56
517-922576-26	26	11.35	10.44	9.87
517-922576-34	34	13.21	12.15	11.49
517-922576-40	40	14.72	13.54	12.81
517-922576-50	50	16.10	14.81	14.01
517-922576-60	60	19.15	17.62	16.66

AUGAT CROSSOVER HEADERS, FEMALE TO FEMALE

Specifications:

- Insulator is glass filled polyester
- Contacts are nickel-silver alloy 770
- Standard .025" contact
- Reinforced thermoplastic latches

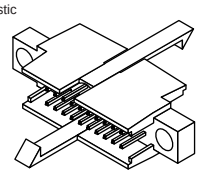

For quantities greater than listed, call for quote.

MOUSER STOCK NO.	No. of Pins	Price Each		
		1	100	500
506-110-20003-201	20	21.12	19.20	17.55
506-110-40003-201	40	28.89	26.26	24.00

SHORTING JUMPERS

Features:

- Fits all standard .100" space headers
- Low insertion and withdrawal forces
- Nail grip for easy removal
- Gold plated
- Open-ended option permits stacking and probe testing
- Operating temperature: -65°C to +150°C

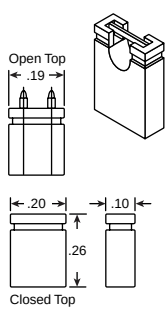

For quantities greater than listed, call for quote.

MOUSER STOCK NO.	Color	Open/ Closed Top	Price Each			
			1	100	500	1000
151-8000	Black	Open	.24	.19	.17	.15
151-8001	Blue	Open	.24	.19	.17	.15
151-8003	Red	Open	.24	.19	.17	.15
151-8010	Black	Closed	.24	.19	.17	.15
151-8011	Blue	Closed	.24	.19	.17	.15
151-8013	Red	Closed	.24	.19	.17	.15

3M INTRA-SWITCHES

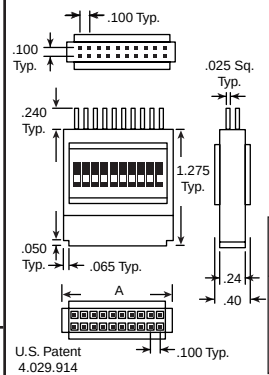

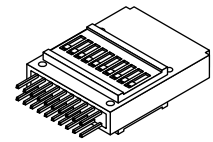

Inserting the Intra Switch connector between mating system connectors, you have instant line-by-line switching. Applications include switching command signals to or from test equipment and programming optional preset logic functions.

Features:

- "Open" and "closed" position indicators are molded-in for easy identification
- Contacts are non-corrosive alloy 770

For quantities greater than listed, call for quote.

MOUSER STOCK NO.	No. of Contacts	Dim. "A"	Price Each		
			1	25	100
517-922578-20	20	1.16	14.78	13.60	12.86
517-922578-26	26	1.46	16.99	15.63	14.78
517-922578-34	34	1.86	19.79	18.21	17.22
517-922578-40	40	2.16	22.00	20.24	19.14
517-922578-50	50	2.66	25.72	23.66	22.38

CA STRIP LINE PLUGS

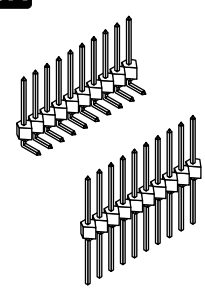

Features:

- Post material: phosphor bronze, gold plate over nickel
- Insulator: glass filled nylon, black, UL94V-0
- Side notches for ease of breaking into any number of contacts
- .100" spacing (.1" x .1" dual row)

Right Angle PC For quantities greater than listed, call for quote.

MOUSER STOCK NO.	Total Positions	Price Each		
		1	50	100
544-CA-S36RSP100	36 single row	3.39	2.80	2.34
544-CA-D72RSP100	72 dual row	6.77	5.59	4.67

Straight PC For quantities greater than listed, call for quote.

544-CA-S36SP100	36 single row	2.11	1.77	1.61
544-CA-D72SP100	72 dual row	4.21	3.75	3.21

THUMB PULL SHORTING JUMPERS

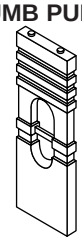

Specifications

- Current rating: 3.0 amp
- Contact resistance: 7mΩ
- Insertion force: 80 grams
- Withdrawal force: 112 grams
- Gold plated contacts

For quantities greater than listed, call for quote.

MOUSER STOCK NO.	Color	Price Each			
		1	100	500	1000
151-8030	Black	.35	.23	.21	.19
151-8031	Blue	.35	.23	.21	.19
151-8033	Red	.35	.23	.21	.19

COMPONENT HEADERS

Component headers allow discrete components to be assembled to a standard SIP/DIP base. It then can be plugged into a socket or soldered directly to a PC board.

Specifications:

- Current rating: 3 amp
- Temperature range: -55°C to +125°C
- Flammability rating: UL94V-0

Materials:

- Insulator: PBT 30% glass filled polyester
- Contact: precision machined, gold plated brass
- Pin: gold plated brass

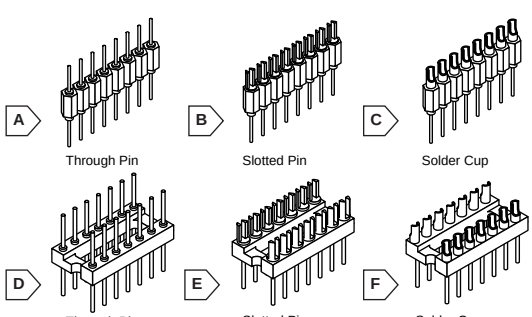

✻ With break-a-way features

For quantities greater than listed, call for quote.

MOUSER STOCK NO.	Fig.	No. of Pins	Plating	Pin Spacing (In.)	Price Each			
					1	100	500	1000
SIP Through Pin Solder Tail								
✻ 151-8432	A	32	Gold	.100	3.66	3.31	2.87	2.59
SIP Slotted Pin Solder Tail								
✻ 151-8532	B	32	Gold	.100	5.00	4.53	3.93	3.53
SIP Solder Cup Solder Tail								
✻ 151-8632	C	32	Gold	.100	5.35	4.84	4.20	3.78
DIP Through Pin Header								
151-71314	D	14	Gold	.30 x .100	3.22	2.53	2.30	2.07
151-71316	D	16	Gold	.30 x .100	3.68	2.90	2.63	2.37
DIP Slotted Pin Header								
151-72314	E	14	Gold	.30 x .100	3.22	2.61	2.37	2.14
151-72316	E	16	Gold	.30 x .100	3.68	2.90	2.63	2.37
DIP Solder Cup Header								
151-73314	F	14	Gold	.30 x .100	3.22	2.53	2.30	2.07
151-73316	F	16	Gold	.30 x .100	3.68	2.90	2.63	2.37

AUGAT DIP COMPONENT HEADERS

Features:

- Thermoplastic polyester insulator, UL rated 94V-0
- Phosphor bronze pins, gold or tin plated
- Pin spacing: .300" x .100"

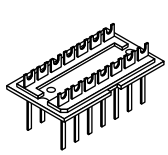

MEETS MIL SPECS

For quantities greater than listed, call for quote.

MOUSER STOCK NO.	Contact Plating	No. of Pins	Price Each		
			1	100	500
506-614-DG6	Tin	14	1.48	1.37	1.16
506-616-DG6	Tin	16	1.69	1.57	1.32
506-628-CG2T	Tin	28	5.63	5.12	4.66
506-614-DG5	Gold	14	1.75	1.63	1.38
506-616-DG5	Gold	16	2.00	1.86	1.57

DIP COMPONENT HEADERS

These component headers are available without (T-1) or with nylon covers in three heights, low (T-2), tall (T-3) and very tall (T-4), to meet your specific requirement.

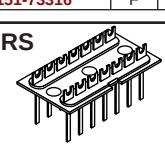

For quantities greater than listed, call for quote.

MOUSER STOCK NO.	No. of Pins	Cover Height (In.)	Price Each			
			1	100	500	1000
151-314T1	14	W/O	.75	.51	.46	.41
151-316T1	16	W/O	.83	.55	.51	.46
151-624T1	24	W/O	1.27	.98	.89	.81
151-314T2	14	.20	.79	.53	.48	.44
151-316T2	16	.20	.78	.60	.54	.49
151-624T2	24	.30	1.24	.95	.86	.78
151-314T3	14	.41	.78	.60	.54	.49
151-316T3	16	.41	.86	.67	.61	.55
151-624T3	24	.61	1.30	1.00	.91	.83
151-624T4	24	.88	1.36	1.05	.95	.86

CA DIP COMPONENT HEADERS

Specifications:

- Current rating: 1 amp
- Temperature range: -65°C to +125°C
- Contacts: gold or tin plated brass



Tin Plated Contacts For quantities greater than listed, call for quote.

MOUSER STOCK NO.	Total Positions	Price Each		
		1	25	100
544-14PT-02	14	.68	.65	.54
544-16PT-02	16	.73	.69	.58
544-24PT-02	24	1.15	1.09	.92

Gold Plated Contacts

544-16P-02	16	1.05	.99	.70

IDC Connector • Not illustrated

544-CA-14-IDP	14	1.06	.90	.83

PLASTIC LEADED CHIP CARRIER SOCKETS

Features:
- Accepts JEDEC type A chips
- Low profile
- Polarization indicator to assure positive chip carrier alignment

Specifications:
- Contact resistance: 30mΩ max. at 100mA DC
- Insulator resistance: 1000 MΩ min. at 500 VDC
- Current rating: 1 amp
- Voltage rating: 500 VAC for 1 minute
- Operating temp.: -55°C ~ 105°C
- Contact material: tin/gold plated phosphor bronze
- Housing material: PPS and 40% glass fiber (UL 94V-0)

MOUSER STOCK NO.	Fig.	No. of Contacts	Contact Plating	Mounting Type	Dimensions (In.)				Price Each		
					A	B	C	D	1	10	50
151-1528	A	28	Tin	Thru-hole	.30	.71	.87	.50	1.21	1.01	.92
151-1529	A	28	Gold	Thru-hole	.30	.71	.87	.50	1.27	1.06	.96
151-1530	B	28	Tin	SMD	.30	.70	.80	.30	1.79	1.49	1.35
151-1532	A	32	Tin	Thru-hole	.40	.84	1.01	.60	1.27	1.06	.96
151-1533	A	32	Gold	Thru-hole	.40	.84	1.01	.60	1.31	1.09	.99
151-1534	B	32	Tin	SMD	.30	.70	.89	.40	1.92	1.60	1.45
151-1544	A	44	Tin	Thru-hole	.50	.93	1.17	.70	1.34	1.12	1.02
151-1545	A	44	Gold	Thru-hole	.50	.93	1.17	.70	1.44	1.20	1.09
151-1546	B	44	Tin	SMD	.50	.90	1.08	.50	2.00	1.67	1.52
151-1552	A	52	Tin	Thru-hole	.60	1.02	1.29	.80	1.44	1.20	1.09
151-1553	A	52	Gold	Thru-hole	.60	1.02	1.29	.80	1.48	1.23	1.12
151-1568	A	68	Tin	Thru-hole	.80	1.22	1.58	1.00	1.57	1.31	1.19
151-1569	A	68	Gold	Thru-hole	.80	1.22	1.58	1.00	1.70	1.42	1.29
151-1570	B	68	Tin	SMD	.80	1.21	1.51	.80	2.22	1.85	1.68
151-1584	A	84	Tin	Thru-hole	1.00	1.42	1.85	1.20	1.84	1.53	1.39
151-1585	A	84	Gold	Thru-hole	1.00	1.42	1.85	1.20	1.92	1.60	1.45
151-1586	B	84	Tin	SMD	1.00	1.41	1.79	1.00	2.44	2.03	1.85

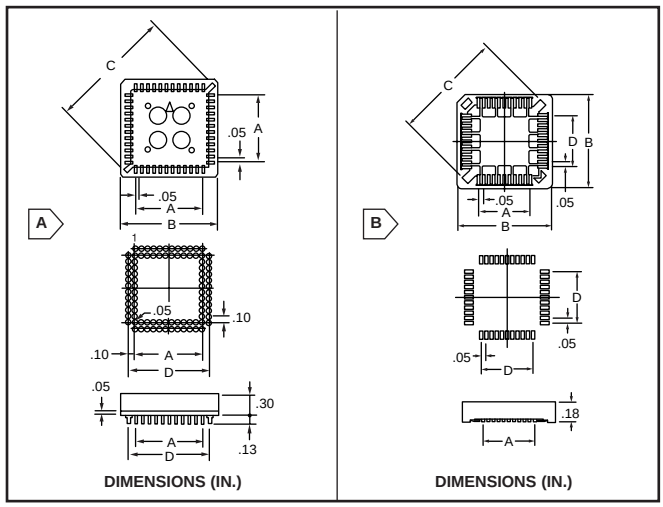

DIMENSIONS (IN.) DIMENSIONS (IN.)

PLASTIC LEADED CHIP CARRIER SOCKETS

Now Available with Gold Contacts

Features:
- Molding polarization
- Low profile
- Current rating: 1.0 amp
- Contact resistance: 10mΩ typical
- Made in the UK

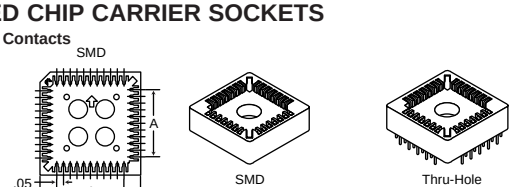

For quantities greater than listed, call for quote.

MOUSER STOCK NO.	No. of Contacts	Contact Plating	Mounting Type	Dimensions (In.)		Price Each	
				A	B	1	10
151-1028	28	Tin	Thru-hole	.30	.72	1.93	1.75
151-1029	28	Gold	Thru-hole	.30	.72	2.12	1.93
151-1030	28	Tin	SMD	.30	.72	2.78	2.53
151-1032	32	Tin	Thru-hole	.29 x .39	.69 x .80	1.98	1.80
151-1033	32	Gold	Thru-hole	.29 x .39	.69 x .80	2.18	1.98
151-1034	32	Tin	SMD	.29 x .39	.69 x .80	2.94	2.88
151-1044	44	Tin	Thru-hole	.50	.91	2.23	2.03
151-1045	44	Gold	Thru-hole	.50	.91	2.45	2.23
151-1046	44	Tin	SMD	.50	.91	3.16	2.88
151-1052	52	Tin	Thru-hole	.60	1.07	2.43	2.21
151-1053	52	Gold	Thru-hole	.60	1.07	2.67	2.43
151-1054	52	Tin	SMD	.60	1.07	3.36	3.05
151-1068	68	Tin	Thru-hole	.80	1.26	2.82	2.56
151-1069	68	Gold	Thru-hole	.80	1.26	3.10	2.82
151-1070	68	Tin	SMD	.80	1.26	3.52	3.20
151-1084	84	Tin	Thru-hole	1.00	1.46	3.28	2.98
151-1085	84	Gold	Thru-hole	1.00	1.46	3.61	3.28
151-1086	84	Tin	SMD	1.00	1.46	3.96	3.60

SIP BREAK-A-WAY IC SOCKETS

Materials:
- Insulator: PBT 30% glass filled plastic
- Contact: gold plated, beryllium copper

Specifications:
- Current rating: 3 amp
- Temp. range: -55°C to +125°C
- Contact resistance: <4mΩ
- UL 94V-0
- Pin spacing: .10"
- Pin length: 2 level .36" 3 level .50", PC .12"

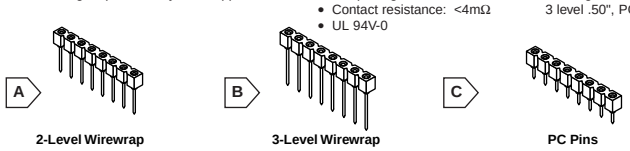

2-Level Wirewrap 3-Level Wirewrap PC Pins

MOUSER STOCK NO.	Fig.	No. of Contacts	Contact Plating	Inner Contact Plating	Price Each				
					1	100	500	1000	5000
151-5620	A	20	Tin	Gold	2.25	1.88	1.71	1.55	Call For Quote
151-5621	A	20	Gold	Gold	3.23	2.70	2.45	2.23	
151-5630	A	32	Tin	Gold	3.60	3.00	2.73	2.48	
151-5631	A	32	Gold	Gold	5.16	4.31	3.92	3.56	
151-5720	B	20	Tin	Gold	2.65	2.22	2.02	1.84	
151-5721	B	20	Gold	Gold	3.77	3.17	2.88	2.62	
151-5730	B	32	Tin	Gold	4.20	3.51	3.20	2.91	
151-5731	B	32	Gold	Gold	5.99	5.01	4.57	4.15	
151-5520	C	20	Tin	Gold	1.20	1.09	.99	.90	
151-5521	C	20	Gold	Gold	1.32	1.21	1.09	1.00	
151-5530	C	32	Tin	Gold	1.61	1.47	1.33	1.21	
151-5531	C	32	Gold	Gold	1.78	1.63	1.47	1.35	

SIP BREAK-A-WAY SOCKET TERMINAL STRIPS

- Gold plated contacts
- 10 pin strips
- .100" grid spacing

MEETS MIL SPECS

MOUSER STOCK NO.	Type	Sleeve Plating	Price Each			
			1	100	500	1000
506-510-AG91D	PC mount	Tin	1.11	1.00	.90	Call For Quote
506-510-AG91F	Wirewound	Tin	1.88	1.73	1.56	
506-510-AG90D	PC mount	Gold	1.52	1.39	1.25	
506-510-AG90F	Wirewound	Gold	2.46	2.25	2.04	

SINGLE-IN-LINE-MEMORY-MODULE (SIMM) SOCKETS

Features:
- Gas-tight high normal force contact
- Wipe to board contact system
- Shoe horn removal assist
- High temperature plastic permits most accepted solder techniques

Specifications:
- UL Recognized 94V-0
- Standard JEDEC dimensions
- Tin plated, beryllium copper or phosphor bronze contacts
- 1 amp contact rating

E111362

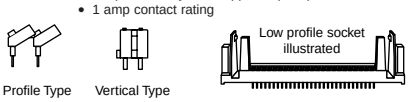

Low Profile Type Vertical Type

MOUSER STOCK NO.	Description	Price Each		
		1	25	100
506-2900-2TT10301A	30 contact single row vertical SIMM socket	1.70	1.51	1.42
506-2900-2TT20304B	60 contact double row low profile SIMM socket	3.40	3.02	2.84

HI-REL ZIG ZAG SOCKETS WITH MACHINED CONTACTS

Features:
- Tapered entry socket
- Machined 4 finger inner contact and outer sleeve
- High shock and vibration resistance

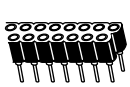

Specifications:
- Flammability rating: UL 94V-0
- Contact material: beryllium copper
- Contact rating: 3.0 amp
- Contact resistance: <4mΩ
- Contact spacing: .100"
- Temperature range: -55°C to +125°C

MOUSER STOCK NO.	No. of Contacts	Contact Plating	Body Width (In.)	Body Length (In.)	Price Each				
					1	100	500	1000	5000
151-116T	16	Tin	.20	.82	1.04	.80	.73	.67	Call For Quote
151-118T	18	Tin	.20	.92	1.18	.90	.82	.75	
151-120T	20	Tin	.20	1.02	1.20	1.01	.92	.83	
151-124T	24	Tin	.20	1.26	1.45	1.21	1.10	1.00	
151-128T	28	Tin	.20	1.40	1.69	1.41	1.28	1.17	

HI-REL SINGLE-IN-LINE-MEMORY-MODULE (SIMM) SOCKETS

- Flammability rating: UL 94V-0
- Contact material: phosphor bronze
- Contact plating: tin
- Contact rating: 1 amp
- Contact resistance: 20mΩ
- Breakdown voltage: 1000VAC
- Material: liquid polymer

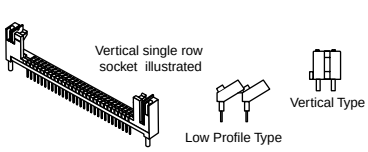

MOUSER STOCK NO.	Description	Price Each			
		1	100	500	1000
151-3130	30 contact vertical single row socket	1.79	1.55	1.31	Call For Quote
151-3230	30 contact 26° angle low profile single row socket	1.79	1.55	1.31	
151-3160	60 contact vertical double row socket	3.56	3.08	2.61	
151-3260	60 contact 26° ang. low profile double row socket	3.56	3.08	2.61	

DRAM OPTION SOCKETS

Specifications:
- Flammability rating: UL 94V-0
- Contact material: phosphor bronze
- Contact rating: 1.0 amp
- Contact resistance: 1.0mΩ
- Temperature range: -65°C to +150°C

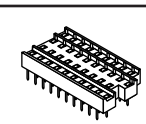

MOUSER STOCK NO.	No. of Pins	Contact Plating	Body Width (In.)	Row to Row (In.)	Body Length (In.)	Price Each				
						1	100	500	1000	5000
151-9218	16-18	Tin	.50	.40	.90	.59	.45	.41	.38	Call
151-9220	18-20	Tin	.50	.40	1.0	.66	.51	.46	.42	

DUAL LEAF IC SOCKETS

Features:

- Low profile .175" max. seating plane above PC board
- Dual wiping contacts
- Anti-over stress feature prevents contact damage
- Closed bottom design prevents solder contamination of contact cavity

Specifications:

- Housing: glass-filled, black UL 94V-0rated thermoplastic
- Contact material: phosphor bronze
- Contact plating: tin or gold over nickel

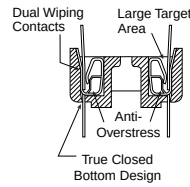

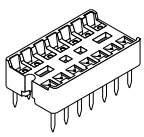
Closed Frame

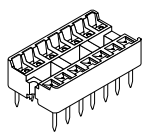
Open Frame

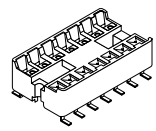
Open Frame SMD

E28476 LR7189

Closed Frame

MOUSER STOCK NO.	No. of Pins	Body Width (In.)	Row to Row (In.)	Max Body Length (In.)	Price Each 1	25	100	500
Tin Plated Contacts								
571-26412963	6	.394	.300	.295	**.10**	**.07**	**.06**	**.05**
571-26404633	8	.394	.300	.395	**.11**	**.08**	**.07**	**.06**
571-26403573	14	.394	.300	.695	**.13**	**.09**	**.08**	**.07**
571-26403583	16	.394	.300	.795	**.14**	**.10**	**.09**	**.08**
571-26403593	18	.394	.300	.895	**.18**	**.13**	**.11**	**.10**
571-26404643	20	.394	.300	.995	**.21**	**.15**	**.13**	**.11**
571-26403603	22	.494	.400	1.095	**.31**	**.22**	**.20**	**.17**
571-26403613	24	.694	.600	1.195	**.28**	**.20**	**.18**	**.15**
571-26403623	28	.694	.600	1.395	**.31**	**.22**	**.19**	**.17**
571-26403793	40	.694	.600	1.995	**.44**	**.31**	**.28**	**.24**
Gold Plated Contacts								
571-26412964	6	.394	.300	.295	**.36**	**.26**	**.23**	**.20**
571-26404634	8	.394	.300	.395	**.36**	**.26**	**.23**	**.20**
571-26403574	14	.394	.300	.695	**.60**	**.43**	**.38**	**.34**
571-26403584	16	.394	.300	.795	**.69**	**.49**	**.44**	**.38**
571-26403594	18	.394	.300	.895	**.78**	**.55**	**.49**	**.43**
571-26404644	20	.394	.300	.995	**.86**	**.61**	**.55**	**.48**
571-26403604	22	.494	.400	1.095	**.95**	**.67**	**.60**	**.53**
571-26403614	24	.694	.600	1.195	**1.03**	**.74**	**.66**	**.58**
571-26403624	28	.694	.600	1.395	**1.21**	**.86**	**.76**	**.67**
571-26403794	40	.694	.600	1.995	**1.72**	**1.23**	**1.09**	**.96**

Open Frame

Tin Plated Contacts								
571-26415993	14	.394	.300	.695	**.13**	**.09**	**.08**	**.07**
571-26416003	16	.394	.300	.795	**.14**	**.10**	**.09**	**.08**
571-26416013	18	.394	.300	.895	**.18**	**.12**	**.11**	**.10**
571-26416023	20	.394	.300	.995	**.20**	**.14**	**.12**	**.11**
571-26441053	22	.394	.300	1.095	**.28**	**.20**	**.18**	**.16**
571-26416033	22	.494	.400	1.095	**.34**	**.24**	**.21**	**.19**
571-26419323	24	.394	.300	1.195	**.24**	**.17**	**.15**	**.13**
571-23824713	24	.494	.400	1.195	**.54**	**.38**	**.34**	**.30**
571-26416043	24	.694	.600	1.195	**.31**	**.22**	**.19**	**.17**
571-23825713	28	.394	.300	1.395	**.31**	**.22**	**.20**	**.18**
571-26416053	28	.694	.600	1.395	**.32**	**.23**	**.20**	**.18**
571-26440183	32	.694	.600	1.595	**.35**	**.25**	**.22**	**.19**
571-26416063	40	.694	.600	1.995	**.43**	**.31**	**.27**	**.24**
571-26435743	48	.694	.600	2.395	**.73**	**.52**	**.46**	**.40**
571-6435753	64	1.024	.900	3.215	**2.95**	**2.10**	**1.87**	**1.64**

Open Frame Surface Mount

Tin Plated Contacts								
571-23824013	8	.394	.300	.395	**.19**	**.14**	**.12**	**.11**
571-23824023	14	.394	.300	.695	**.34**	**.24**	**.21**	**.19**
571-23824033	16	.394	.300	.795	**.38**	**.27**	**.24**	**.21**
571-23824043	18	.394	.300	.895	**.43**	**.31**	**.27**	**.24**
571-23824053	20	.394	.300	.995	**.48**	**.34**	**.30**	**.27**
571-23824083	24	.694	.300	1.195	**.58**	**.41**	**.36**	**.32**
571-23826361	28	.394	.300	1.395	**.96**	**.68**	**.61**	**.53**
571-23824093	28	.694	.600	1.395	**.67**	**.47**	**.43**	**.37**
571-23824243	32	.694	.600	1.595	**.77**	**.55**	**.49**	**.43**
571-23824113	40	.694	.600	1.995	**.96**	**.68**	**.61**	**.53**
Gold Plated Contacts								
571-23824014	8	.394	.300	.395	**.49**	**.35**	**.31**	**.27**
571-23824024	14	.394	.300	.695	**.86**	**.61**	**.55**	**.48**
571-23824034	16	.394	.300	.795	**.99**	**.70**	**.62**	**.55**
571-23824054	20	.394	.300	.995	**1.23**	**.88**	**.84**	**.68**
571-23824084	24	.394	.300	1.195	**1.48**	**1.05**	**.94**	**.82**
571-23824094	28	.694	.600	1.395	**1.72**	**1.23**	**1.09**	**.96**
571-23824244	32	.694	.600	1.595	**2.15**	**1.53**	**1.36**	**1.20**
571-23824114	40	.694	.600	1.995	**2.46**	**1.75**	**1.56**	**1.37**

PLASTIC LEADED CHIP CARRIER (PLCC) SOCKETS

Features:

- Positive locking contact design prevents package "popout"
- High normal force contacts - above 200 grams provide optimum mating/retention and reliability of PLCC interconnection

Specifications:

- Housing: PPS or PCT UL 94V-0 220°C
- Contact material: phosphor bronze
- Contact plating: tin over nickel

E28476 LR7189

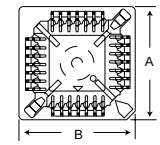

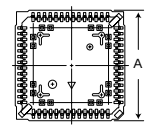

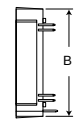

PLCC Thru-Hole

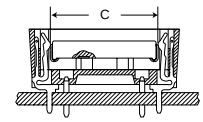

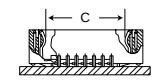

PLCC Surface Mount

For quantities greater than listed, call for quote.

MOUSER STOCK NO.	No. of Pos.	Dimensions (In.) A	B	C	Package Type	Price Each 1	25	50
Thru-Hole								
571-8215811	28	.685	.670	.454	Square	**1.58**	**1.36**	**1.23**
571-8216651	32	.785/.685	.770/.670	.554/.454	Rectangular	**1.73**	**1.49**	**1.34**
571-8215751	44	.885	.870	.654	Square	**1.91**	**1.64**	**1.48**
571-8215511	52	.985	.970	.754	Square	**1.98**	**1.71**	**1.54**
571-8215741	68	1.185	1.170	.954	Square	**2.18**	**1.88**	**1.69**
571-8215731	84	1.385	1.370	1.154	Square	**2.56**	**2.20**	**1.99**
Surface Mount								
571-8222691	20	.565	.565	.364	Square	**1.28**	**1.10**	**1.03**
571-8222711	28	.665	.665	.464	Square	**1.55**	**1.33**	**1.20**
571-8222731	32			.564/.464	Rectangular	**1.67**	**1.44**	**1.30**
571-8222751	44	.865	.865	.664	Square	**2.07**	**1.78**	**1.61**
571-8222771	52	1.000	1.000	.764	Square	**2.39**	**2.06**	**1.86**
571-8222791	68	1.200	1.200	.964	Square	**2.65**	**2.28**	**2.06**

SINGLE-IN-LINE-MEMORY MODULE (SIMM) SOCKETS

Features:

- Various circuit sizes available
- Single or double row deisngs
- Vertical or low profile mounting styles
- Plastic or metal latch types

Specifications:

- Housing material: liquid crystal polymer UL 94V-0
- Contact material: phosphor bronze
- Contact plating: tin over nickel
- Latch: nickel plated brass

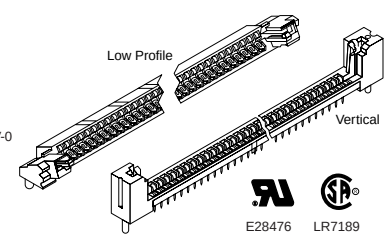

E28476 LR7189

Micro-Edge .050" CL with Metal Latches

MOUSER STOCK NO.	No. of Positions	Contact Plating	Mounting Type	Price Each 1	25	50	100
Single Row (Right Polarization)							
571-8220193	68	Tin	Vertical	**1.85**	**1.76**	**1.70**	**1.60**
571-8220194	72	Tin	Vertical	**1.96**	**1.87**	**1.80**	**1.70**
571-8220195	80	Tin	Vertical	**2.18**	**2.08**	**2.01**	**1.89**
571-8220313	68	Gold	Vertical	**2.07**	**1.97**	**1.90**	**1.79**
571-8220314	72	Gold	Vertical	**2.20**	**2.09**	**2.02**	**1.90**
571-8220315	80	Gold	Vertical	**2.44**	**2.32**	**2.24**	**2.11**
Single Row (Left Polarization)							
571-8220303	72	Tin	Vertical	**1.96**	**1.87**	**1.80**	**1.70**
571-8219973	72	Gold	Vertical	**2.20**	**2.09**	**2.02**	**1.90**
Double Row							
571-8220332	64	Gold	Vertical	**3.52**	**3.34**	**3.23**	**3.04**
571-8220233	68	Tin	Vertical	**3.33**	**3.17**	**3.06**	**2.88**
571-8220234	72	Tin	Vertical	**3.53**	**3.36**	**3.25**	**3.06**
571-8220334	72	Gold	Vertical	**3.96**	**3.77**	**3.64**	**3.42**

Micro-Edge .100" CL with Metal Latches

Single Row							
571-8220562	30	Tin	Vertical	**1.11**	**1.06**	**1.02**	**.96**
571-8220612	30	Gold	Vertical	**1.24**	**1.18**	**1.14**	**1.07**
571-8221292	30	Tin	22° Lo-Profile	**1.26**	**1.20**	**1.16**	**1.09**
571-8221302	30	Gold	22° Lo-Profile	**1.41**	**1.34**	**1.29**	**1.22**
Double Row							
571-8221132	30	Tin	22° Lo-Profile	**1.63**	**1.55**	**1.50**	**1.41**
571-8221322	30	Gold	22° Lo-Profile	**1.81**	**1.73**	**1.67**	**1.57**

Micro-Edge .100" CL with Plastic Latches

Single Row							
571-8218282	30	Tin	Vertical	**1.04**	**.99**	**.95**	**.90**
571-8218762	30	Tin	25° Lo-Profile	**1.04**	**.99**	**.95**	**.90**
Double Row							
571-8218852	30	Tin	Vertical	**1.52**	**1.44**	**1.39**	**1.31**
571-8218322	30	Tin	25° Lo-Profile	**1.52**	**1.44**	**1.39**	**1.31**

STANDARD LOW PROFILE IC SOCKETS

WITH SCREW MACHINED SLEEVES

Features open frame design which leaves space beneath the IC for improved heat dissipation and easier PCB cleaning and inspection. 4 finger inner contact is stamped beryllium copper, press fitted into a precision, machined, brass receptacle sleeve.

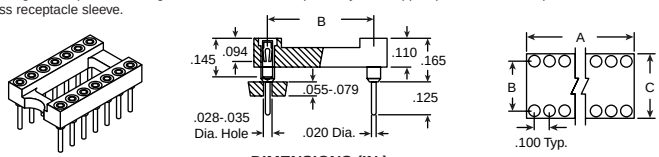

DIMENSIONS (IN.)

Tin Sleeve, Tin Contact

• Sleeve: 200µ tin • Contact: 200µ tin

MOUSER STOCK NO.	Manufacturers Type	No. of Cont.	Dimensions (In.) A	B	C	Price Each 1	10	100	500
575-199308	110-99-308-41-001	8	.4	.3	.4	.34	.19	.16	Call For Quote
575-199314	110-99-314-41-001	14	.7	.3	.4	.60	.33	.27	
575-199316	110-99-316-41-001	16	.8	.3	.4	.69	.38	.31	
575-199318	110-99-318-41-001	18	.9	.3	.4	.78	.43	.35	
575-199320	110-99-320-41-001	20	1.0	.3	.4	.86	.48	.39	
575-199324	110-99-324-41-001	24	1.2	.3	.4	1.04	.57	.47	
575-199328	110-99-328-41-001	28	1.4	.3	.4	1.21	.66	.54	
575-199424	110-99-424-41-001	24	1.2	.4	.5	1.04	.57	.47	
575-199624	110-99-624-41-001	24	1.2	.6	.7	1.04	.57	.47	
575-199628	110-99-628-41-001	28	1.4	.6	.7	1.21	.66	.54	
575-199632	110-99-632-41-001	32	1.6	.6	.7	1.38	.76	.62	
575-199640	110-99-640-41-001	40	2.0	.6	.7	1.73	.95	.78	
575-199648	110-99-648-41-001	48	2.4	.6	.7	2.07	1.14	.93	
575-199964	110-99-964-41-001	64	3.2	.9	1.0	2.76	1.52	1.24	

Tin Sleeve, Gold Contact

• Sleeve: 200µ tin • Contact: 30µ gold

575-193308	110-93-308-41-001	8	.4	.3	.4	.44	.24	.20	Call For Quote
575-193314	110-93-314-41-001	14	.7	.3	.4	.78	.43	.35	
575-193316	110-93-316-41-001	16	.8	.3	.4	.88	.49	.40	
575-193318	110-93-318-41-001	18	.9	.3	.4	1.00	.55	.45	
575-193320	110-93-320-41-001	20	1.0	.3	.4	1.11	.61	.50	
575-193324	110-93-324-41-001	24	1.2	.3	.4	1.34	.74	.60	
575-193328	110-93-328-41-001	28	1.4	.3	.4	1.56	.86	.70	
575-193422	110-93-422-41-001	22	1.1	.4	.5	1.22	.67	.55	
575-193424	110-93-424-41-001	24	1.2	.4	.5	1.34	.74	.60	
575-193624	110-93-624-41-001	24	1.2	.6	.7	1.34	.74	.60	
575-193628	110-93-628-41-001	28	1.4	.6	.7	1.56	.86	.70	
575-193632	110-93-632-41-001	32	1.6	.6	.7	1.78	.98	.80	
575-193640	110-93-640-41-001	40	2.0	.6	.7	2.22	1.22	1.00	
575-193648	110-93-648-41-001	48	2.4	.6	.7	2.67	1.47	1.20	
575-193950	110-93-950-41-001	50	2.5	.9	1.0	2.78	1.53	1.25	
575-193964	110-93-964-41-001	64	3.2	.9	1.0	3.56	1.96	1.60	

Gold Sleeve, Gold Contact

• Sleeve: 10µ gold • Contact: 30µ gold

575-113308	110-13-308-41-001	8	.4	.3	.4	.63	.35	.28	Call For Quote
575-113314	110-13-314-41-001	14	.7	.3	.4	1.10	.61	.50	
575-113316	110-13-316-41-001	16	.8	.3	.4	1.26	.69	.57	
575-113318	110-13-318-41-001	18	.9	.3	.4	1.42	.78	.64	
575-113320	110-13-320-41-001	20	1.0	.3	.4	1.58	.87	.71	
575-113324	110-13-324-41-001	24	1.2	.3	.4	1.89	1.04	.85	
575-113328	110-13-328-41-001	28	1.4	.3	.4	2.21	1.22	1.00	
575-113624	110-13-624-41-001	24	1.2	.6	.7	1.89	1.04	.85	
575-113628	110-13-628-41-001	28	1.4	.6	.7	2.21	1.21	.99	
575-113632	110-13-632-41-001	32	1.6	.6	.7	2.52	1.39	1.13	
575-113640	110-13-640-41-001	40	2.0	.6	.7	3.15	1.73	1.42	
575-113964	110-13-964-41-001	64	3.2	.9	1.0	5.04	2.77	2.27	

ULTRA LOW PROFILE IC SOCKETS WITH SCREW MACHINED SLEEVES

Socket height is .122" above the printed circuit board. It has all the features of the standard low profile series including open frame design, for maximum heat dissipation and easier cleaning. 4 finger stamped beryllium copper inner contact, press fitted into a precision machined brass receptacle sleeve.

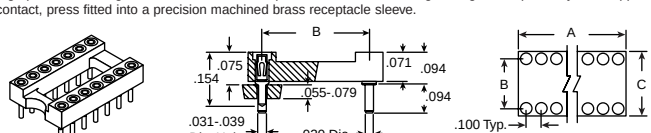

DIMENSIONS (IN.)

• Sleeve: 200µ tin • Contact: 30µ gold

MOUSER STOCK NO.	Manufacturers Type	No. of Cont.	Dimensions (In.) A	B	C	Price Each 1	10	100	500
575-393308	115-93-308-41-003	8	.4	.3	.4	.62	.41	.34	Call For Quote
575-393314	115-93-314-41-003	14	.7	.3	.4	1.09	.69	.57	
575-393316	115-93-316-41-003	16	.8	.3	.4	1.25	.79	.65	
575-393318	115-93-318-41-003	18	.9	.3	.4	1.40	.89	.73	
575-393320	115-93-320-41-003	20	1.0	.3	.4	1.56	.95	.78	
575-393324	115-93-324-41-003	24	1.2	.3	.4	1.87	1.14	.93	
575-393328	115-93-328-41-003	28	1.4	.3	.4	2.18	1.33	1.09	
575-393422	115-93-422-41-003	22	1.1	.4	.5	1.72	1.05	.86	
575-393424	115-93-424-41-003	24	1.2	.4	.5	1.87	1.14	.93	
575-393624	115-93-624-41-003	24	1.2	.6	.7	1.87	1.14	.93	
575-393628	115-93-628-41-003	28	1.4	.6	.7	2.18	1.33	1.09	
575-393632	115-93-632-41-003	32	1.6	.6	.7	2.50	1.53	1.25	
575-393640	115-93-640-41-003	40	2.0	.6	.7	3.12	1.91	1.56	
575-393648	115-93-648-41-003	48	2.4	.6	.7	3.74	2.29	1.87	

3-LEVEL WIRE WRAP IC SOCKETS WITH SCREW MACHINED SLEEVES

Socket has .515" terminal lengths for 3 level, solderless, wire wrapping. Terminals are locked into the insulator body to withstand the torques of wrapping tool. Open frame design for easier PCB cleaning and maximum heat dissipation. Features a 4 finger inner contact of beryllium copper, press fit into a precision machined brass receptacle sleeve.

DIMENSIONS (IN.)

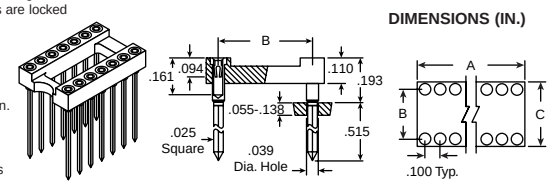

Tin Sleeve, Gold Contact

• Sleeve: 200µ tin • Contact: 30µ gold

MOUSER STOCK NO.	Manufacturers Type	No. of Cont.	Dimensions (In.) A	B	C	Price Each 1	10	100	500
575-293308	123-93-308-41-001	8	.4	.3	.4	.98	.49	.40	Call For Quote
575-293314	123-93-314-41-001	14	.7	.3	.4	1.71	.94	.77	
575-293316	123-93-316-41-001	16	.8	.3	.4	1.95	1.07	.88	
575-293318	123-93-318-41-001	18	.9	.3	.4	2.20	1.21	.99	
575-293320	123-93-320-41-001	20	1.0	.3	.4	2.44	1.34	1.10	
575-293324	123-93-324-41-001	24	1.2	.3	.4	2.93	1.61	1.32	
575-293328	123-93-328-41-001	28	1.4	.3	.4	3.42	1.88	1.54	
575-293422	123-93-422-41-001	22	1.1	.4	.5	2.68	1.48	1.21	
575-293424	123-93-424-41-001	24	1.2	.4	.5	2.93	1.61	1.32	
575-293624	123-93-624-41-001	24	1.2	.6	.7	2.93	1.61	1.32	
575-293628	123-93-628-41-001	28	1.4	.6	.7	3.42	1.88	1.54	
575-293632	123-93-632-41-001	32	1.6	.6	.7	3.90	2.15	1.76	
575-293640	123-93-640-41-001	40	2.0	.6	.7	4.88	2.68	2.20	
575-293648	123-93-648-41-001	48	2.4	.6	.7	5.86	3.22	2.64	
575-293950	123-93-950-41-001	50	2.5	.9	1.0	6.10	3.36	2.75	
575-293964	123-93-964-41-001	64	3.2	.9	1.0	7.81	4.29	3.51	

Gold Sleeve, Gold Contact

• Sleeve: 10µ gold • Contact: 30µ gold

575-213308	123-13-308-41-001	8	.4	.3	.4	1.24	.68	.56	Call For Quote
575-213314	123-13-314-41-001	14	.7	.3	.4	2.17	1.20	.98	
575-213316	123-13-316-41-001	16	.8	.3	.4	2.48	1.37	1.12	
575-213320	123-13-320-41-001	20	1.0	.3	.4	3.10	1.71	1.40	
575-213324	123-13-324-41-001	24	1.2	.3	.4	3.72	2.05	1.68	
575-213624	123-13-624-41-001	24	1.2	.6	.7	3.72	2.05	1.68	
575-213628	123-13-628-41-001	28	1.4	.6	.7	4.34	2.39	1.96	
575-213640	123-13-640-41-001	40	2.0	.6	.7	6.21	3.41	2.79	

IC SOCKETS WITH INTEGRAL DECOUPLING CAPACITOR

• Capacitor: .1µF 20%-50V
• Temperature range: -25°C to + 85°C

DIMENSIONS (IN.)

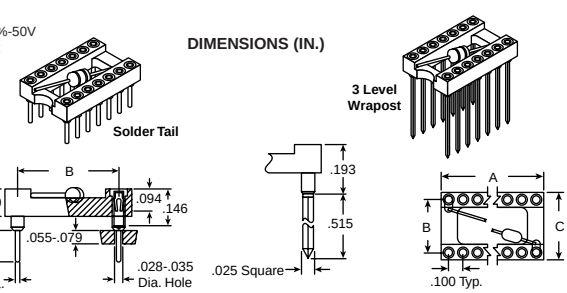

Tin Sleeve, Gold Contact, Solder Tail

• Sleeve: 200µ tin • Contact: 30µ gold

MOUSER STOCK NO.	Manufacturers Type	No. of Cont.	Dimensions (In.) A	B	C	Price Each 1	10	100	500
575-493314	110-93-314-41-801	14	.7	.3	.4	2.09	1.23	1.01	Call For Quote
575-493316	110-93-316-41-801	16	.8	.3	.4	2.24	1.32	1.08	
575-493318	110-93-318-41-801	18	.9	.3	.4	2.40	1.41	1.15	
575-493320	110-93-320-41-801	20	1.0	.3	.4	2.54	1.44	1.18	
575-493324	110-93-324-41-801	24	1.2	.3	.4	2.90	1.64	1.34	
575-493624	110-93-624-41-801	24	1.2	.6	.7	3.21	1.81	1.48	
575-493628	110-93-628-41-801	28	1.4	.6	.7	3.46	1.96	1.60	
575-493640	110-93-640-41-801	40	2.0	.6	.7	4.23	2.31	1.89	

Gold Sleeve, Gold Contact, Solder Tail

• Sleeve: 10µ gold • Contact: 30µ gold

575-413314	110-13-314-41-801	14	.7	.3	.4	2.47	1.45	1.19	Call For Quote
575-413316	110-13-316-41-801	16	.8	.3	.4	2.70	1.59	1.30	
575-413318	110-13-318-41-801	18	.9	.3	.4	2.89	1.70	1.39	
575-413320	110-13-320-41-801	20	1.0	.3	.4	3.12	1.76	1.44	
575-413324	110-13-324-41-801	24	1.2	.3	.4	3.60	2.03	1.66	
575-413624	110-13-624-41-801	24	1.2	.6	.7	3.90	2.20	1.80	
575-413628	110-13-628-41-801	28	1.4	.6	.6	4.24	2.40	1.96	
575-413640	110-13-640-41-801	40	2.0	.6	.7	5.20	2.83	2.32	

Tin Sleeve, Gold Contact, 3 Level Wrapost

• Sleeve: 200µ tin • Contact: 30µ gold

575-593314	123-93-314-41-801	14	.7	.3	.4	3.17	1.99	1.63	Call For Quote
575-593316	123-93-316-41-801	16	.8	.3	.4	3.50	2.20	1.80	
575-593318	123-93-318-41-801	18	.9	.3	.4	3.78	2.38	1.95	
575-593320	123-93-320-41-801	20	1.0	.3	.4	4.12	2.48	2.03	
575-593324	123-93-324-41-801	24	1.2	.3	.4	4.76	3.05	2.50	
575-593624	123-93-624-41-801	24	1.2	.6	.7	4.76	3.05	2.50	
575-593628	123-93-628-41-801	28	1.4	.6	.7	5.66	3.41	2.79	
575-593640	123-93-640-41-801	40	2.0	.6	.7	7.38	4.29	3.51	

Other Mill-Max products are available. Call any Mouser Service Representative for price and availability.

INTERCONNECT COMPONENTS

MILL-MAX pin receptacles are machined, component lead sockets primarily used for the plugging and unplugging of components on pc boards. Printed circuit pins are machined, individual pins used for various plug-in applications and board to board interconnection.

Pin Receptacles

Specifications:

- Shell: machined brass, 200µ tin over nickel
- Contact: multi-finger, beryllium copper, 30µ gold over nickel

For quantities greater than listed, call for quote.

MOUSER STOCK NO.	Manufacturers Type	Fig.	Mtg. Hole	Pin Dia. Range	Dimensions (In.)				Price Each			
					C	D	K	L	1	10	100	1000
PC Solder Mount												
575-054800	0548-0-15-01-11-27-10-0	A	.038	.015-.021	.058	.034	.031	.155	**.28**	**.15**	**.074**	**.059**
575-055210	0552-1-15-01-11-27-10-0	B	.043	.015-.021	.055	.038	.016	.136	**.15**	**.08**	**.040**	**.032**
575-055220	0552-2-15-01-11-27-10-0	B	.043	.015-.021	.055	.038	.016	.170	**.15**	**.08**	**.040**	**.033**
575-140700	1407-0-15-01-11-27-10-0	C	.043	.015-.021	.055	.038	.031	.146	**.17**	**.09**	**.046**	**.037**
575-055400	0554-0-15-01-11-27-10-0	D	.043	.015-.021	.056	.038	.038	.160	**.33**	**.18**	**.088**	**.071**
575-067700	0677-0-15-01-30-27-10-0	E	.054	.015-.025	.063	.049	.041	.248	**.39**	**.21**	**.104**	**.083**
575-055500	0555-0-15-01-30-27-10-0	F	.056	.015-.025	.072	.051	.038	.160	**.32**	**.17**	**.086**	**.069**
575-066700	0667-0-15-01-30-27-10-0	G	.060	.015-.025	.072	.055	.016	.161	**.19**	**.10**	**.050**	**.040**
575-066500	0665-0-15-01-30-27-10-0	H	.064	.015-.025	.080	.058	.088	.180	**.30**	**.16**	**.080**	**.064**
575-029500	0295-0-15-01-06-27-10-0	I	.065	.022-.032	.077	.060	.014	.259	**.42**	**.23**	**.113**	**.090**
575-029200	0292-0-15-01-06-27-10-0	J	.073	.022-.032	.093	.068	.030	.250	**.38**	**.20**	**.102**	**.082**
575-029400	0294-0-15-01-06-27-10-0	K	.078	.022-.032	.090	.073	.018	.206	**.38**	**.20**	**.100**	**.080**
575-030010	0300-1-15-01-47-27-10-0	L	.045	.025-.037	.078	.040	.210	.320	**.45**	**.24**	**.119**	**.095**
575-030020	0300-2-15-01-47-27-10-0	L	.045	.025-.037	.078	.040	.210	.397	**.53**	**.28**	**.141**	**.113**
575-033100	0331-0-15-01-18-27-10-0	M	.074	.037-.043	.090	.069	.025	.150	**.51**	**.27**	**.135**	**.108**
575-032700	0327-0-15-01-34-27-10-0	N	.077	.032-.047	.090	.072	.018	.206	**.38**	**.20**	**.102**	**.082**
575-032900	0329-0-15-01-34-27-10-0	O	.077	.032-.047	.090	.072	.018	.221	**.79**	**.42**	**.210**	**.168**
575-031700	0317-0-15-01-34-27-10-0	P	.093	.032-.047	.120	.088	.032	.253	**.55**	**.30**	**.148**	**.118**
575-032200	0322-0-15-01-34-27-10-0	Q	.090	.032-.047	.125	.085	.192	.317	**.69**	**.37**	**.183**	**.147**
575-031600	0316-0-15-01-34-27-10-0	R	.090	.032-.047	.125	.085	.036	.236	**.48**	**.25**	**.127**	**.102**
575-035500	0355-0-15-01-02-27-10-0	T	.105	.040-.050	.118	.100	.016	.290	**.47**	**.25**	**.126**	**.101**
575-036400	0364-0-15-01-13-27-10-0	U	.103	.048-.064	.120	.098	.018	.213	**.61**	**.33**	**.164**	**.131**
575-039300	0393-0-15-01-07-27-10.0	V	.147	.065-.082	.188	.142	.100	.412	**1.04**	**.55**	**.276**	**.221**
575-03900	0390-0-15-01-08-27-10-0	W	.147	.084-.102	.188	.142	.105	.465	**1.25**	**.67**	**.334**	**.267**
Hex Press Fit												
575-055310	0553-1-15-01-11-27-10-0	X	.041	.015-.021	.055	.038	.016	.140	**.30**	**.16**	**.079**	**.063**
575-055320	0553-2-15-01-11-27-10-0	X	.041	.015-.021	.055	.038	.016	.170	**.30**	**.16**	**.079**	**.063**
575-025200	0252-0-15-01-30-27-10-0	Y	.057	.015-.025	.072	.053	.031	.170	**.33**	**.17**	**.087**	**.070**
575-027900	0279-0-15-01-47-27-10-0	Z	.061	.025-.037	.078	.057	.028	.200	**.53**	**.28**	**.142**	**.114**
575-032800	0328-0-15-01-34-27-10-0	AA	.076	.032-.047	.090	.071	.028	.206	**.45**	**.24**	**.121**	**.097**
575-036500	0365-0-15-01-23-27-10-0	BB	.104	.045-.067	.120	.098	.026	.223	**.77**	**.41**	**.205**	**.164**
PC Swage Mount .062" PCB												
575-032620	0326-2-19-01-06-27-10-0	CC	.060	.022-.032	.094	.058	.200	.294	**.80**	**.43**	**.213**	**.170**
575-034420	0344-2-19-01-34-27-10-0	DD	.067	.032-.047	.125	.065	.230	.324	**.86**	**.46**	**.229**	**.183**
Lobed Press Fit												
575-033300	0333-0-42-01-34-27-10-0	EE	.076	.032-.047	.102	.074	.080	.220	**.81**	**.43**	**.216**	**.173**
Knurled Press Fit												
575-035700	0357-0-15-01-34-27-10-0	FF	.078	.032-.047	.102	.072	.080	.220	**.55**	**.29**	**.147**	**.118**
575-035900	0359-0-15-01-34-27-10-0	GG	.089	.032-.047	.110	.080	.037	.250	**.56**	**.30**	**.149**	**.119**
575-036000	0360-0-15-01-34-27-10-0	HH	.089	.032-.047	.110	.080	.037	.250	**.59**	**.31**	**.157**	**.126**
575-035800	0358-0-15-01-34-27-10-0	I I	.089	.032-.047	.110	.082	.240	.343	**.58**	**.31**	**.156**	**.125**
575-036600	0366-0-15-01-13-27-10-0	JJ	.108	.048-.064	.136	.102	.037	.250	**.76**	**.40**	**.202**	**.161**
575-004010	0040-1-17-01-30-27-02-0	KK	.055	.015-.025	.072	.053	.200	.460	**.30**	**.16**	**.081**	**.065**
575-003920	0039-2-17-01-30-27-02-0	KK	.055	.015-.025	.072	.053	.200	.560	**.24**	**.13**	**.063**	**.050**
575-003830	0038-3-17-01-30-27-02-0	KK	.055	.015-.025	.072	.053	.200	.700	**.26**	**.14**	**.071**	**.057**
Crimp Barrel												
575-034800	0348-0-33-01-34-27-10-0	LL	- - -	.032-.047	.105	.049	.224	.530	**1.27**	**.68**	**.339**	**.271**
575-036800	0368-0-33-01-13-27-10-0	MM	- - -	.048-.064	.103	.067	.234	.530	**1.37**	**.73**	**.365**	**.292**
575-03700	0370-0-19-01-07-27-10-0	NN	- - -	.065-.082	.100	.050	.440	.690	**1.37**	**.73**	**.365**	**.292**
Pentagon Press Fit												
575-035400	0354-0-15-01-02-27-10-0	OO	.103	.040-.050	.118	.088	.020	.290	**.66**	**.35**	**.177**	**.141**
PC Mount Thru Hole												
575-031400	0314-0-15-01-34-27-10-0	S	.090	.032-.047	.125	.085	.036	.236	**.48**	**.25**	**.127**	**.102**

Printed Circuit Pins

Specifications:

- Machined brass, 20µ gold plated

For quantities greater than listed, call for quote.

MOUSER STOCK NO.	Manufacturers Type	Fig.	Mtg. Hole	Board Thickness (In.)	Dimensions (In.)				Price Each			
					D	A	V	L	1	10	100	1000
PC Swage Mount												
575-311710	3117-1-00-21-00-00-08-0	PP	.035	.031	.025	.188	.047	.260	**.16**	**.08**	**.042**	**.034**
575-311210	3112-1-00-21-00-00-08-0	QQ	.043	.031	.025	.125	.051	.201	**.16**	**.08**	**.041**	**.033**
575-310110	3101-1-00-21-00-00-08-0	RR	.043	.031	.040	.150	.051	.221	**.14**	**.07**	**.036**	**.029**
575-310210	3102-1-00-21-00-00-08-0	RR	.043	.031	.040	.188	.051	.259	**.14**	**.08**	**.038**	**.030**
575-310310	3103-1-00-21-00-00-08-0	RR	.043	.031	.040	.300	.051	.371	**.21**	**.11**	**.056**	**.045**
575-311720	3117-2-00-21-00-00-08-0	PP	.035	.062	.025	.188	.078	.291	**.12**	**.07**	**.033**	**.027**
575-311220	3112-2-00-21-00-00-08-0	QQ	.043	.062	.025	.125	.082	.232	**.13**	**.07**	**.034**	**.027**
575-310120	3101-2-00-21-00-00-08-0	RR	.043	.062	.040	.150	.082	.252	**.14**	**.08**	**.038**	**.030**
575-310220	3102-2-00-21-00-00-08-0	RR	.043	.062	.040	.188	.082	.290	**.15**	**.08**	**.040**	**.032**
575-310320	3103-2-00-21-00-00-08-0	RR	.043	.062	.040	.300	.082	.402	**.18**	**.10**	**.048**	**.038**
575-322220	3222-2-00-21-00-00-08-0	SS	.043	.062	.040	.150	.082	.252	**.25**	**.13**	**.066**	**.053**
575-330120	3301-2-14-21-00-00-08-0	TT	.043	.062	.040	.257	.082	- - -	**.50**	**.26**	**.132**	**.106**
20A Crimp Barrel												
575-360300	3603-0-07-21-00-00-08-0	UU	- - -	- - -	.040	.188	- - -	.588	**.81**	**.43**	**.217**	**.173**
575-360200	3602-0-07-21-00-00-08-0	VV	- - -	- - -	.062	.188	- - -	.588	**.86**	**.46**	**.229**	**.183**
575-360110	3601-1-07-21-00-00-08-0	WW	- - -	- - -	.080	.200	- - -	.506	**.83**	**.44**	**.221**	**.177**

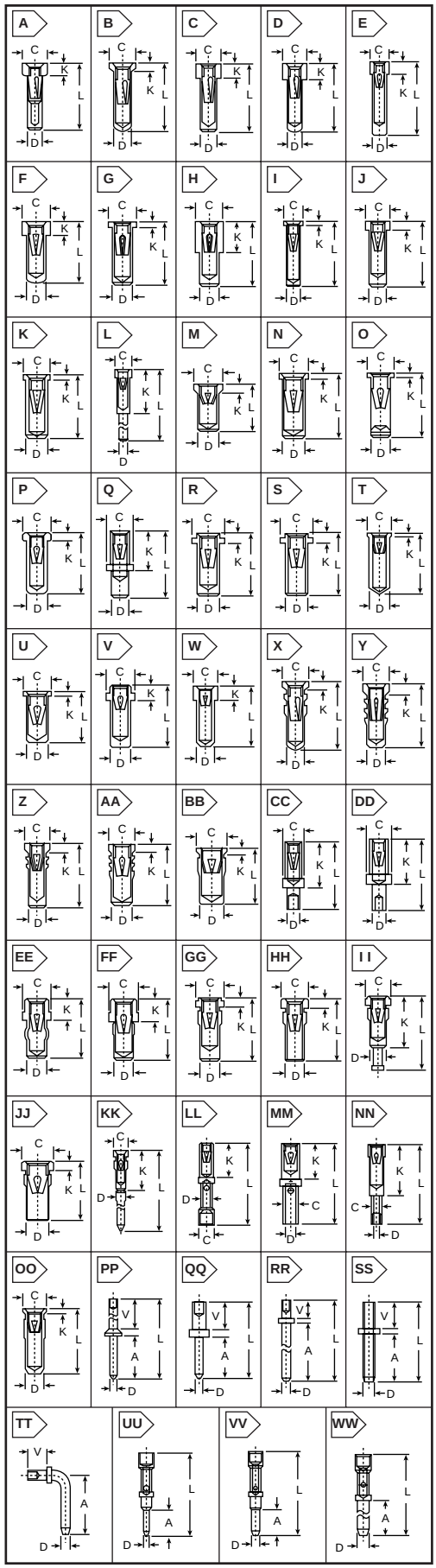

IC Sockets

DUAL LEAF IC SOCKETS

Features:
- End and side XY stackable for maximum use of PC board space
- Contact angles 35° to prevent IC leg from going behind the contact

Specifications:
- Current rating: 1.0 amp
- Contact material: phosphor bronze
- Molding material: glass-reinforced polyester
- Flammability rating: UL 94V-0
- Insulation resistance: 100GΩ

Dual Leaf Contact

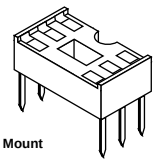
PC Mount

For quantities greater than listed, call for quote.

MOUSER STOCK NO.	No. of Pins	Body Width (In.)	Row to Row (In.)	Max Body Length (In.)	Price Each 1	100	500	1000
Tin Plated Contacts								
151-9006	6	.40	.30	.295	.12	.06	.053	.045
151-9008	8	.40	.30	.395	.20	.10	.084	.07
151-9014	14	.40	.30	.695	.32	.16	.13	.11
151-9016	16	.40	.30	.795	.34	.17	.14	.12
151-9018	18	.40	.30	.895	.36	.20	.17	.14
151-9020	20	.40	.30	.995	.39	.22	.18	.15
151-9022	22	.50	.40	1.095	.43	.24	.20	.17
151-9024	24	.70	.60	1.195	.48	.26	.22	.18
151-9028	28	.70	.60	1.395	.56	.30	.25	.21
151-9032	32	.70	.60	1.595	.51	.34	.28	.24
151-9040	40	.70	.60	1.995	.69	.43	.36	.30
151-9048	48	.70	.60	2.400	.65	.50	.42	.36
151-9064	64	1.00	.90	3.200	.87	.67	.56	.48
Tin Plated Contacts with 10µ Gold in Contact Area								
151-9106	6	.40	.30	.295	.27	.18	.17	.15
151-9108	8	.40	.30	.395	.36	.24	.22	.20
151-9114	14	.40	.30	.695	.63	.42	.39	.35
151-9116	16	.40	.30	.795	.73	.49	.44	.40
151-9118	18	.40	.30	.895	.76	.55	.50	.45
151-9120	20	.40	.30	.995	.79	.61	.55	.50
151-9122	22	.50	.40	1.095	.87	.67	.61	.55
151-9124	24	.70	.60	1.195	.97	.75	.68	.62
151-9125	24	.40	.30	1.195	.97	.75	.68	.62
151-9128	28	.70	.60	1.395	1.10	.85	.77	.70
151-9132	32	.70	.60	1.600	1.26	.97	.88	.80
151-9140	40	.70	.60	1.995	1.46	1.21	1.10	1.00
151-9148	48	.70	.60	2.400	1.75	1.46	1.32	1.20
151-9164	64	1.00	.90	3.200	2.33	1.94	1.77	1.61

IC SOCKETS WITH MACHINED CONTACTS

Specifications:
- Current rating: 5.0 amp
- Contact material: brass outer sleeve, beryllium copper inner contact
- Molding material: glass-reinforced polyester

Features:
- Precision machined, 4 finger inner contact for low insertion force
- Precision machined, closed bottom sleeve protects against contamination

Four Finger Contact

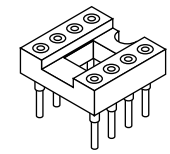
PC Mount

For quantities greater than listed, call for quote.

MOUSER STOCK NO.	No. of Cont.	Outer Contact Plating	Inner Contact Plating	Body Width (In.)	Row to Row (In.)	Max Body Lth. (In.)	Price Each 1	100	500	1000
151-308SGG	8	Gold	Gold	.40	.30	.40	.65	.61	.59	.54
151-308SGT	8	Tin	Gold	.40	.30	.40	.59	.55	.53	.49
151-314SGG	14	Gold	Gold	.40	.30	.70	.99	.95	.93	.86
151-314SGT	14	Tin	Gold	.40	.30	.70	.89	86	.84	.77
151-316SGG	16	Gold	Gold	.40	.30	.80	1.16	1.07	1.04	.96
151-316SGT	16	Tin	Gold	.40	.30	.80	1.04	.96	.94	.86
151-318SGG	18	Gold	Gold	.40	.30	.90	1.35	1.17	1.15	1.06
151-318SGT	18	Tin	Gold	.40	.30	.90	1.22	1.05	1.03	.95
151-320SGG	20	Gold	Gold	.40	.30	1.00	1.37	1.29	1.24	1.14
151-320SGT	20	Tin	Gold	.40	.30	1.00	1.23	1.16	1.12	1.03
151-422SGG	22	Gold	Gold	.50	.40	1.10	1.61	1.52	1.42	1.31
151-422SGT	22	Tin	Gold	.50	.40	1.10	1.45	1.37	1.28	1.18
151-324SGG	24	Gold	Gold	.40	.30	1.20	1.69	1.56	1.53	1.41
151-624SGG	24	Gold	Gold	.70	.60	1.20	1.69	1.56	1.53	1.41
151-624SGT	24	Tin	Gold	.70	.60	1.20	1.52	1.39	1.37	1.27
151-628SGG	28	Gold	Gold	.70	.60	1.40	1.99	1.83	1.79	1.65
151-628SGT	28	Tin	Gold	.70	.60	1.40	1.79	1.65	1.61	1.49
151-632SGG	32	Gold	Gold	.70	.60	1.80	2.69	2.24	2.04	1.85
151-632SGT	32	Tin	Gold	.70	.60	1.80	2.05	1.88	1.84	1.70
151-640SGG	40	Gold	Gold	.70	.60	2.00	2.55	2.37	2.29	2.11
151-640SGT	40	Tin	Gold	.70	.60	2.00	2.29	2.13	2.06	1.89
151-648SGG	48	Gold	Gold	.70	.60	2.40	3.64	3.04	2.76	2.51
151-648SGT	48	Tin	Gold	.70	.60	2.40	2.75	2.56	2.47	2.26
151-950SGG	50	Gold	Gold	1.00	.90	2.50	3.79	3.16	2.87	2.61
151-950SGT	50	Tin	Gold	1.00	.90	2.50	2.86	2.67	2.57	2.35
151-964SGG	64	Gold	Gold	1.00	.90	3.20	4.81	3.99	3.64	3.31
151-964SGT	64	Tin	Gold	1.00	.90	3.20	3.67	3.41	3.29	3.01

WIRE WRAP IC SOCKETS With Machined Contacts / Sleeves

Features:
- Precision machined, 4 finger inner contact for low insertion force
- Precision machined closed bottom sleeve protects against contamination

Specifications:
- Current rating: 5 amp
- Contact material: brass outer sleeve, beryllium copper inner contact
- Molding material: glass-reinforced polyester
- Inner contact plating: gold
- Lead length: .499"

Four Finger Contact

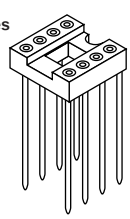
3 Level Wire Wrap

For quantities greater than listed, call for quote.

MOUSER STOCK NO.	No. of Cont.	Outer Contact Plating	Body Width (In.)	Row to Row (In.)	Max Body Lth. (In.)	Price Each 1	100	500	1000
151-308WGG	8	Gold	.40	.30	.40	1.21	1.06	.96	.87
151-308WGT	8	Tin	.40	.30	.40	.87	.80	.73	.66
151-314WGG	14	Gold	.40	.30	.70	2.23	1.86	1.69	1.54
151-314WGT	14	Tin	.40	.30	.70	1.37	1.25	1.23	1.13
151-316WGG	16	Gold	.40	.30	.80	2.45	2.13	1.94	1.76
151-316WGT	16	Tin	.40	.30	.80	1.46	1.33	1.30	1.20
151-318WGG	18	Gold	.40	.30	.90	2.51	2.30	2.09	1.91
151-318WGT	18	Tin	.40	.30	.90	1.82	1.54	1.51	1.37
151-320WGG	20	Gold	.40	.30	1.00	2.90	2.63	2.39	2.17
151-320WGT	20	Tin	.40	.30	1.00	1.91	1.71	1.65	1.50
151-422WGG	22	Gold	.50	.40	1.00	3.00	2.77	2.52	2.32
151-422WGT	22	Tin	.50	.40	1.00	2.06	1.89	1.81	1.66
151-624WGG	24	Gold	.70	.60	1.20	3.09	2.85	2.78	2.56
151-624WGT	24	Tin	.70	.60	1.20	2.13	2.05	2.00	1.84
151-628WGG	28	Gold	.70	.60	1.40	4.30	3.95	3.85	3.55
151-628WGT	28	Tin	.70	.60	1.40	3.09	2.80	2.54	2.31
151-640WGG	40	Gold	.70	.60	2.00	4.99	4.64	4.58	4.21
151-640WGT	40	Tin	.70	.60	2.00	3.59	3.35	3.29	3.04

LOW PROFILE IC SOCKETS WITH MACHINED CONTACTS

This new "Super Flat" IC socket has a unique hollow tail design which allows the IC pins to be inserted further into the socket contacts thus allowing the IC to lie lower in the socket. It's use is recommended whenever vertical space requirements are at a premium.

Features:
- Precision machined 4 finger inner contact for low insertion force of flat or round leads
- Precision machined, non-wicking, closed bottom sleeve protects against solder/flux contamination
- Low profile, open frame design for maximum cooling and minimum space

Specifications:
- Current rating: 3 amp
- Temperature range: -55°C to +125°C
- Contact resistance: <4mΩ
- Flammability rating: UL 94V-0

Materials:
- Insulation: PBT 30% glass filled plastic

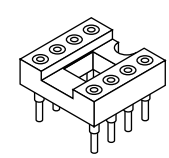
PC Mount

For quantities greater than listed, call for quote.

MOUSER STOCK NO.	No. of Cont.	Outer Contact Plating	Inner Contact Plating	Body Width (In.)	Row to Row (In.)	Max Body Lth. (In.)	Price Each 1	100	500	1000
151-4308	8	Tin	Gold	.40	.30	.40	.79	.72	.66	.59
151-4314	14	Tin	Gold	.40	.30	.70	1.38	1.26	1.15	1.04
151-4316	16	Tin	Gold	.40	.30	.80	1.72	1.43	1.30	1.18
151-4318	18	Tin	Gold	.40	.30	.90	1.94	1.62	1.47	1.34
151-4320	20	Tin	Gold	.40	.30	1.00	2.15	1.79	1.63	1.48
151-4624	24	Tin	Gold	.70	.60	1.20	2.58	2.15	1.96	1.79
151-4628	28	Tin	Gold	.70	.60	1.40	3.00	2.50	2.28	2.08
151-4640	40	Tin	Gold	.70	.60	2.00	4.28	3.57	3.25	2.96

.07" SPACING IC SOCKETS

Specifications:
- Flammability rating: UL94V-0
- Contact material: phosphor bronze
- Contact plating: tin
- Contact rating: 1 amp
- Contact resistance: 10mΩ
- Temperature range: -65°C to +150°C

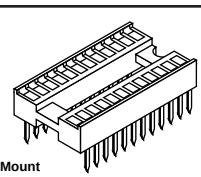
PC Mount

For quantities greater than listed, call for quote.

MOUSER STOCK NO.	No. of Cont.	Outer Contact Plating	Body Width (In.)	Row to Row (In.)	Max Body Lth. (In.)	Price Each 1	100	500	1000
151-724-STT	24	Tin	.50	.40	.84	1.43	1.19	1.08	.98
151-728-STT	28	Tin	.50	.40	.98	1.67	1.39	1.26	1.15
151-730-STT	30	Tin	.50	.40	1.05	1.79	1.49	1.35	1.23
151-740-STT	40	Tin	.70	.60	1.40	2.38	1.99	1.80	1.64
151-742-STT	42	Tin	.70	.60	1.47	2.50	2.09	1.90	1.73
151-764-STT	64	Tin	.85	.75	2.24	3.09	2.58	2.34	2.13

SOLID FRAME IC SOCKETS WITH MACHINED CONTACTS

Features:
- Precision machined, 4 finger inner contact for low insertion force
- Precision machined closed bottom sleeve protects against contamination

Specifications:
- Current rating: 3 amp
- Temperature range: -55°C to +125°C
- Contact resistance: <4mΩ
- Flammability rating: UL 94V-0

Materials:
- Insulation: PBT 30% glass filled plastic

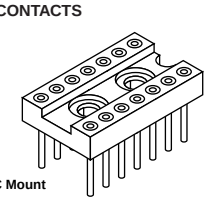
PC Mount

For quantities greater than listed, call for quote.

MOUSER STOCK NO.	No. of Cont.	Outer Contact Plating	Inner Contact Plating	Body Width (In.)	Row to Row (In.)	Max Body Lth. (In.)	Price Each 1	100	500	1000
151-5314	14	Tin	Gold	.40	.30	.70	1.15	.91	.82	.74
151-5316	16	Tin	Gold	.40	.30	.80	1.26	.99	.90	.81
151-5318	18	Tin	Gold	.40	.30	.90	1.59	1.25	1.14	1.02
151-5320	20	Tin	Gold	.40	.30	1.00	1.82	1.43	1.30	1.17
151-5624	24	Tin	Gold	.70	.60	1.20	2.20	1.73	1.57	1.42
151-5628	28	Tin	Gold	.70	.60	1.40	2.38	1.87	1.70	1.53
151-5640	40	Tin	Gold	.70	.60	2.00	3.36	2.64	2.40	2.16

IC Sockets

HI-REL SOLID FRAME SOCKETS With Machined Contacts

Tapered entry with four-finger machined inner contact and machined outer sleeve. Contact features closed end construction eliminating any solder or flux wicking problems. Meets most severe military requirements for high shock and vibration.

Features:
- Low profile
- XY stackable
- UL rated 94V-0, thermoplastic polyester insulator
- Closed frame insulator

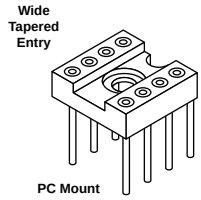

For quantities greater than listed, call for quote.

MOUSER STOCK NO.	No. of Cont.	Spacing (In.)	Price Each 1	25	100	500
Gold Plated Contact and Tin Plated Sleeve						
506-508-AG11D	8	.3 x .1	1.22	1.08	1.05	.95
506-514-AG11D	14	.3 x .1	1.69	1.50	1.46	1.32
506-516-AG11D	16	.3 x .1	1.85	1.65	1.60	1.44
506-518-AG11D	18	.3 x .1	2.34	2.08	2.01	1.82
506-520-AG11D	20	.3 x .1	2.67	2.37	2.30	2.08
506-522-AG11D	22	.4 x .1	2.89	2.57	2.49	2.25
506-524-AG11D	24	.6 x .1	3.23	2.87	2.78	2.51
506-528-AG11D	28	.6 x .1	3.49	3.10	3.01	2.72
Gold Plated Contact and Sleeve						
506-508-AG10D	8	.3 x .1	1.67	1.49	1.44	1.30
506-514-AG10D	14	.3 x .1	2.49	2.21	2.14	1.93
506-516-AG10D	16	.3 x .1	2.78	2.48	2.40	2.17

MEETS MIL SPECS

LOW COST DIP SOCKETS SINGLE LEAF CONTACTS

Features:
- PC mounting
- Anti-overstress detent
- Enlarged entry for use of hand and machine IC insertion
- Open ladder insulator for better cleaning, cooling, visibility, and repair
- Insulator-thermoplastic polyester, UL rated 94V-0

For quantities greater than listed, call for quote.

MOUSER STOCK NO.	No. of Pins	Spacing (In.)	Price Each 1	100	500	1000
Tin Plated, Phosphor Bronze						
506-214-AG19DC	14	.3 x .1	.14	.12	.11	.09
506-216-AG19DC	16	.3 x .1	.16	.13	.12	.10
506-218-AG19DC	18	.3 x .1	.18	.17	.15	.14
506-220-AG19DC	20	.3 x .1	.20	.19	.17	.13
506-222-AG19DC	22	.4 x .1	.34	.28	.26	.22
506-224-AG19DC	24	.6 x .1	.24	.20	.19	.16
506-228-AG19DC	28	.6 x .1	.28	.23	.22	.18
506-240-AG19DC	40	.6 x .1	.40	.36	.34	.32
Tin Plated, Beryllium Copper						
506-208-AG39D	8	.3 x .1	.16	.13	.12	.11
506-214-AG39D	14	.3 x .1	.24	.21	.18	.16
506-216-AG39D	16	.3 x .1	.29	.24	.21	.20
506-222-AG39D	22	.4 x .1	.45	.40	.39	.35
506-240-AG39D	40	.6 x .1	.70	.63	.61	.53
Gold Plated, Beryllium Copper						
506-208-AG49D	8	.3 x .1	.35	.30	.26	.25
506-214-AG49D	14	.3 x .1	.41	.35	.30	.28
506-218-AG49D	18	.3 x .1	.52	.45	.39	.37
506-228-AG49D	28	.6 x .1	.82	.73	.71	.62

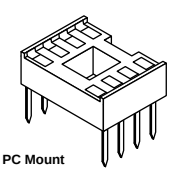

File No. 111362

MEETS MIL SPECS

HI-REL WIRE WRAP SOCKETS With Machined Contacts

Tapered entry with four-finger machined inner contact and machined outer sleeve. Contact features closed end construction eliminating any solder or flux wicking problems. Meets most severe military requirements for high shock and vibration.

Features:
- Low profile
- XY stackable
- UL rated 94V-0, thermoplastic polyester insulator
- Closed frame insulator
- Single beam contact

MEETS MIL SPECS

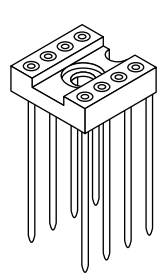

MOUSER STOCK NO.	No. of Cont.	Spacing (In.)	Price Each 1	25	100	500
Gold Plated Contact and Tin Plated Sleeve						
506-518-AG11F	18	.3 x .1	3.07	2.73	2.65	2.39
506-524-AG11F	24	.6 x .1	4.20	3.74	3.62	3.27
506-540-AG11F	40	.6 x .1	6.40	5.68	5.51	4.97
Gold Plated Contact and Sleeve						
506-540-AG10F	40	.6 x .1	9.66	8.05	7.27	5.71

SOLID FRAME WIRE WRAP IC SOCKETS
With Machined Contacts

Features:
- Precision machined, 4 finger inner contact for low insertion force
- Precision machined closed bottom sleeve protects against contamination

Specifications:
- Current rating: 3 amp
- Temperature range: -55°C to +125°C
- Contact resistance: <4mΩ
- Flammability rating: UL 94V-0
- Inner contact plating: gold

Materials:
- Insulator: PBT 30% glass filled plastic

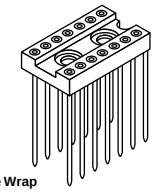

For quantities greater than, call for quote.

MOUSER STOCK NO.	No. of Cont.	Outer Contact Plating	Body Width (In.)	Row to Row (In.)	Max Body Lth. (In.)	Price Each 1	100	500	1000
151-63314	14	Tin	.40	.30	.70	1.44	1.20	1.10	.99
151-63316	16	Tin	.40	.30	.80	1.60	1.33	1.21	1.09
151-63318	18	Tin	.40	.30	.90	1.97	1.64	1.49	1.34
151-63320	20	Tin	.40	.30	1.00	2.27	1.89	1.72	1.55
151-66324	24	Tin	.70	.60	1.20	2.70	2.25	2.04	1.84
151-66328	28	Tin	.70	.60	1.40	3.07	2.56	2.32	2.09
151-66340	40	Tin	.70	.60	2.00	4.10	3.42	3.11	2.80

WIRE WRAP IC SOCKETS

- Gold contact, tin sleeve

Economy Series DIP IC sockets with stamped and rolled contacts. Contacts have tapered entry ensuring proper targeting for automatic and manual IC loading. Sockets also feature four-fingered beryllium copper inner contacts.

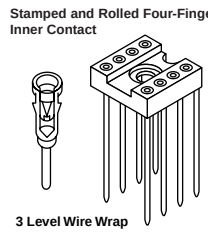

MOUSER STOCK NO.	No. of Cont.	Spacing (In.)	Price Each 1	25	100	500
506-508AG11F-ES	8	.3 x .1	.84	.72	.70	.58
506-514AG11F-ES	14	.3 x .1	.90	.80	.78	.70
506-516AG11F-ES	16	.3 x .1	1.05	.93	.90	.82
506-518AG11F-ES	18	.3 x .1	1.18	1.05	1.02	.92
506-520AG11F-ES	20	.3 x .1	1.31	1.17	1.13	1.02
506-522AG11F-ES	22	.4 x .1	1.55	1.38	1.34	1.21
506-524AG11F-ES	24	.6 x .1	1.58	1.40	1.36	1.23
506-528AG11F-ES	28	.6 x .1	1.84	1.63	1.58	1.43
506-532AG11F-ES	32	.6 x .1	2.10	1.87	1.81	1.63
506-540AG11F-ES	40	.6 x .1	2.71	2.33	2.26	2.04

IC SOCKETS WITH DECOUPLING CAPACITOR

Features:
- Insulator: thermoplastic polyester rated 94V-0
- Contacts: beryllium copper (per QQ-C-533) or copper alloy
- Plating: tin/lead (per MIL-P-81728) single beam contact

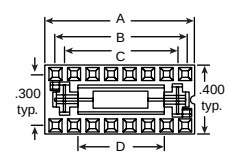

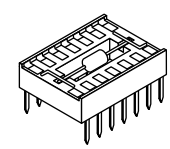

For quantities greater than, call for quote.

MOUSER STOCK NO.	No. of Cont.	Dimensions (In.) A	B	C	D	Cap Value (µF)	Price Each 1	100	500	1000
506-218ACB29D-N01	18	.900	.790	.706	.555	.01	.70	.58	.55	.48

SOLID FRAME ECONOMY TAPERED ENTRY IC SOCKETS

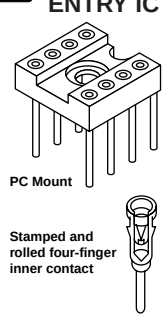

Economy series DIP IC sockets with stamped and rolled contacts. Contacts have tapered entry ensuring proper targeting for automatic and manual IC loading. Sockets also feature four fingered beryllium copper inner contacts.

MOUSER STOCK NO.	No. of Pins	Spacing (In.)	Price Each 1	25	100	500
506-508AG11D-ES	8	.3 x .1	.60	.54	.52	.44
506-514AG11D-ES	14	.3 x .1	.70	.60	.59	.53
506-516AG11D-ES	16	.3 x .1	.78	.69	.67	.61
506-518AG11D-ES	18	.3 x .1	.87	.78	.75	.68
506-520AG11D-ES	20	.3 x .1	.97	.86	.84	.76
506-522AG11D-ES	22	.4 x .1	1.19	1.02	.99	.89
506-524AG11D-ES	24	.6 x .1	1.21	1.04	1.00	.91
506-528AG11D-ES	28	.6 x .1	1.36	1.21	1.17	1.06
506-540AG11D-ES	40	.6 x .1	2.01	1.73	1.67	1.51

PGM SERIES • MOLDED PLASTIC PIN GRID ARRAY SOCKETS

Specifications:
- Standard insulator thickness: .115" typical
- Printed wiring board hole size: .035" solder tail
- IC pin dimension range: .017" to .022" diameter
- Solder tail length: (PC) .125"
- Gold plated contacts
- Tin plated sleeve

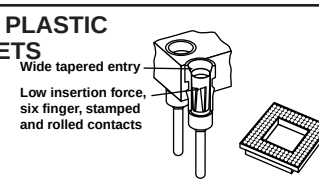

MEETS MIL SPECS

MOUSER STOCK NO.	No. of Pins	Insulator Size (In.)	Price Each 1	100	500	1000
506-PGM068-1A1006-V	68	1.0 x 1.0	4.00	3.33	2.86	2.48
506-PGM068-1A1133-V	68	1.1 x 1.1	4.00	3.33	2.86	2.48
506-PGM114-1A1337-V	114	1.3 x 1.3	6.70	5.59	4.79	4.15
506-PGM132-1A1415-V	132	1.4 x 1.4	7.76	6.47	5.54	4.80

UNIVERSAL ZIF TEST SOCKETS

Aries universal test sockets accept DIP devices with row-to-row pin spacing of .300" to .600". They are direct replacements for other test sockets currently on the market.

For quantities greater than listed, call for quote.

MOUSER STOCK NO.	No. of Pins	Price Each 1	10	25
Tin Plated Contacts				
535-24-6554-10	24	7.11	6.37	6.16
535-28-6554-10	28	8.70	8.12	7.54
535-32-6554-10	32	9.71	8.64	8.41
535-40-6554-10	40	11.58	10.30	9.36
535-48-6554-10	48	13.61	12.09	10.99
Gold Plated Contacts				
535-24-6554-11	24	10.28	9.80	8.91
535-28-6554-11	28	11.94	10.62	9.10
535-32-6554-11	32	13.23	11.77	10.70
535-40-6554-11	40	15.80	14.74	13.69
535-48-6554-11	48	18.77	16.43	14.94

Specifications:
- Body: UL94V-0 glass-filled thermoplastic
- Contacts: beryllium copper with gold or tin over nickel
- Current rating: 1 amp
- Life cycles: 25,000 to 50,000 insertions

Features:
- Accepts DIP devices on .300" to .600" centers
- May be soldered directly to board or plugged into any compatible socket
- Choice of gold or tin plated contacts

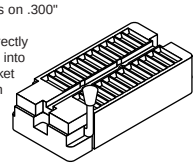

UNIVERSAL ZIF SOIC TEST SOCKETS

Specifications:
- Body: UL94V-0 glass-filled polyphenylene sulphide (PPS)
- Contacts: berryllium copper
- Contact plating: 20µ gold over 100µ nickel over 20µ copper
- Current rating: 1 amp

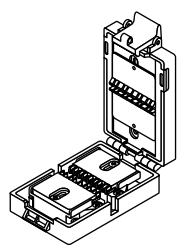

MOUSER STOCK NO.	Price Each
535-44-547-11	168.00

Features:
- Accepts SOIC gull-wing or J-lead devices with up to 44 pins

PLCC ZIF TEST AND BURN-IN SOCKETS

Specifications:
- Body: UL94V-0 glass-filled polyphenylene sulphide
- Contact plating: 12µ gold over 50µ nickel
- Life cycles: 10,000 insertions (min.)
- Contacts: beryllium copper
- Current rating: 1 amp

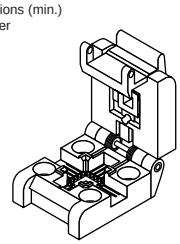

For quantities greater than listed, call for quote.

MOUSER STOCK NO.	No. of Pins	Price Each
535-28-536-11	28	53.50
535-44-536-11	44	57.46
535-68-536-11	68	74.61
535-84-536-11	84	79.17

Features:
- ZIF prevents bending or damaging legs
- Corner post provide positive package orientation
- Accepts JEDEC, MO-047, MO-052, and other ceramic, leadless, or J-lead packages (Shimms required)

LO-PRO ZIF IC SOCKETS

These low profile ZIF IC sockets permit 24, 28, or 40 pin DIP devices to be inserted without bending or damaging the leads. No force is required to insert or remove the component from the socket.

Specifications:
- Body: UL94V-0 glass-filled polyester thermo-plastic
- Contacts: beryllium copper with tin over nickel plating
- Current rating: 2 amp
- Contacts: tin plated



For quantities greater than listed, call for quote.

MOUSER STOCK NO.	No. of Pins	Price Each 1	10	25
535-24-526-10	24	5.08	4.43	4.22
535-28-526-10	28	5.41	4.71	4.54
535-40-526-10	40	6.54	5.75	5.46

Features:
- CAM action compresses double sided contacts for gas tight seal
- Test point openings allow access to all pins

ZIF IC SOCKETS

A true ZIF (Zero Insertion Force) device. Contacts are normally open and are closed by CAM action controlled by lever arms. A tapered entry guides legs into mating position with contacts.

MEETS MIL SPECS™ For 516-11 Series Only

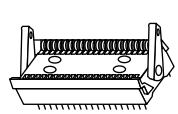

For quantities greater than listed, call for quote.

MOUSER STOCK NO.	No. of Pins	Plating	Price Each 1	10	25	100
535-24-516-10	24	Tin	8.16	7.13	6.63	5.35
535-24-516-11	24	Gold	10.16	9.53	9.21	8.89
535-28-516-10	28	Tin	9.40	8.23	7.64	5.78
535-28-516-11	28	Gold	11.57	10.12	9.40	7.10
535-40-516-10	40	Tin	12.23	10.85	10.08	7.20
535-40-516-11	40	Gold	9.36	8.19	7.61	7.13

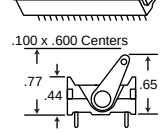

DIMENSIONS (IN.)

OPEN FRAME MACHINE PIN COLLET SOCKETS

NEW THIS ISSUE

Specifications:
- Body: blue UL 94V-0 glass-filled polyester thermoplastic (PBT)
- Pins: 200µ tin over 100µ nickel plated brass
- Contacts: 10µ gold over 50µ nickel plated beryllium copper

For quantities greater than listed, call for quote.

Features:
- Open frame allows for more efficient utilization of board space and better cooling
- Compatible with automatic insertion equipment

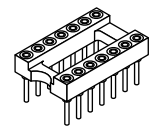

MOUSER STOCK NO.	No. of Pins	Pin Centers	Price Each 1	10	25	100
535-08-3518-10	8	.300	.23	.20	.19	.18
535-14-3518-10	14	.300	.39	.34	.32	.31
535-16-3518-10	16	.300	.88	.79	.73	.63
535-18-3518-10	18	.300	.99	.88	.80	.78
535-20-3518-10	20	.300	1.11	.99	.89	.70
535-24-3518-10	24	.300	1.36	1.19	1.06	.88
535-24-6518-10	24	.600	1.37	1.21	1.08	.96
535-28-3518-10	28	.300	1.68	1.49	1.34	1.23
535-28-6518-10	28	.600	1.68	1.49	1.25	1.08
535-32-6518-10	32	.600	1.93	1.71	1.43	1.23
535-40-6518-10	40	.600	2.38	2.10	1.77	1.43
535-48-6518-10	48	.600	2.87	2.56	2.14	1.85

LO-PRO® FILE MACHINE PIN COLLET SOCKET STRIPS

Specifications:
- Body: black UL 94V-0 glass-filled thermoplastic (PPS)
- Pins: either 10µ gold or 200µ tin over 100µ nickel plated brass
- Contacts: 10µ gold over 50µ nickel plated beryllium copper

Features:
- Lo-Pro® file collet sockets are available in single and double rows with a height of only .095"

NEW THIS ISSUE

For quantities greater than listed, call for quote.

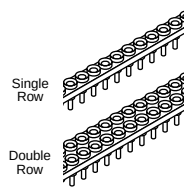

MOUSER STOCK NO.	No. of Pins	Pin Plating	Price Each 1	10	25	100
Single Row						
535-40-0518-10	40	Tin	2.52	2.23	2.09	1.34
535-40-0518-11	40	Gold	3.71	3.29	3.07	1.97
Double Row						
535-80-1518-10	80	Tin	5.03	4.45	4.16	2.67
535-80-1518-11	80	Gold	7.40	6.56	6.13	3.94

LOCK/EJECT DIP SOCKETS

EJECT-A-DIP® is a rugged, solderable socket with a unique ejector/latch for fast in-field board maintenance. It locks in the connector or device, making it ideal for high vibration environments. When used as an ejector, it removes DIP packages without pin damage.

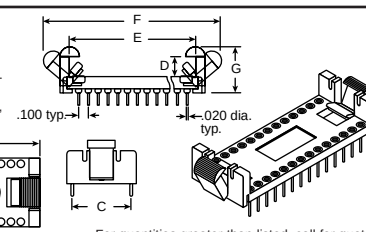

Specifications:
- Pin body plating: tin
- Contact plating: 10µ gold
- Contact current rating: 3A
- Body: UL 94V-0 glass-filled polyester (PBT)

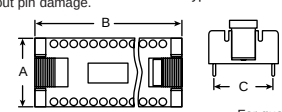

For quantities greater than listed, call for quote.

MOUSER STOCK NO.	No. of Pins	Dimensions (In.) A	B	C	D	E	F	G	Price Each 1	10	25
535-14-C280-10	14	.40	.95	.30	.280	.77	1.30	.54	2.54	2.25	2.03
535-16-C280-10	16	.40	1.05	.30	.280	.83	1.54	.54	2.77	2.45	2.21
535-24-C182-10	24	.70	1.49	.60	.182	1.27	1.80	.46	3.83	3.39	3.07
535-28-C182-10	28	.70	1.69	.60	.182	1.47	2.00	.46	4.38	3.88	3.63
535-32-C182-10	32	.70	1.89	.60	.182	1.69	2.20	.46	5.06	4.43	4.15
535-40-C182-10	40	.70	2.29	.60	.182	2.07	2.60	.46	6.35	5.63	5.26

.07" SPACING IC SOCKET

NEW THIS ISSUE

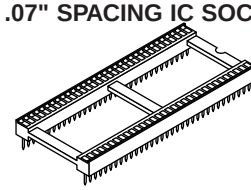

Specifications:
- Body: black UL 94V-0 nylon 6T
- Contacts: 150µ tin over 50µ nickel plated phosphor bronze

For quantities greater than listed, call for quote.

MOUSER STOCK NO.	No. of Pins	Price Each 1	10	25	100
535-64-570-10E	64	1.50	1.33	1.24	.64

DISPLAY SOCKETS

DIMENSIONS (IN.)

NEW THIS ISSUE

Specifications:
- Body: red UL 94-HB glass-filled nylon
- Contacts: either 10µ gold or 100µ tin over 50µ nickel plated phosphor bronze

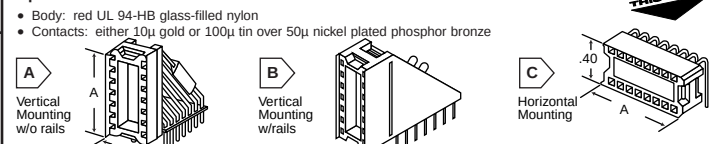

For quantities greater than listed, call for quote.

MOUSER STOCK NO.	Fig.	A Dim. (In.)	No. of Pins	Plating	Row to Row Sp. Socket	Pin	Price Each 1	10	25	100
535-14-810-90T	A	.75	14	Tin	.300	.100	3.70	3.28	3.06	2.42
535-10-2810-90	A	.55	10	Gold	.200	.100	4.96	4.39	4.11	3.97
535-14-810-90	A	.75	14	Gold	.300	.100	4.96	4.39	4.11	3.97
535-14-810-90R	B	.75	14	Tin	.300	.100	2.75	2.43	2.29	1.79
535-14-820-90T	C	.75	14	Tin	.300	.100	2.98	2.71	3.75	2.00
535-14-823-90	C	.75	14	Gold	.300	.300	4.22	3.74	3.07	2.71
535-16-820-90T	C	.85	16	Tin	.300	.100	3.27	2.90	2.71	2.41
535-28-6823-90	C	1.45	28	Gold	.600	.300	10.43	9.24	7.09	6.35
535-40-6823-90	C	2.05	40	Gold	.600	.300	13.56	12.00	9.23	8.27

SOJ J-LEAD SURFACE MOUNT IC SOCKETS

Specifications:
- Body: UL94V-0 polyphenylene sulphide (PPS)
- Contacts: phosphor bronze with tin plating
- Current rating: 1 amp

Features:
- Allows SOJ packaged devices to be socketed for easy removal

✻Contact center spacing is .429", all others are .331"

For quantities greater than listed, call for quote.

MOUSER STOCK NO.	No. of Pins	Price Each 1	10	25
535-24-S538-00	24	1.62	1.43	1.23
535-26-S538-00	26	1.74	1.54	1.44
535-28-S538-00	28	1.99	1.77	1.65
✻ 535-28-L538-00	28	1.99	1.77	1.65
535-32-S538-00	32	2.29	2.03	1.89
✻ 535-40-L538-00	40	2.66	2.36	2.20

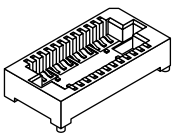

TYPE DIN41612 CONNECTORS

NEW THIS ISSUE

Specifications:
- Housing: natural UL 94V-0 glass-filled thermoplastic (PBT)
- Contact plating: 100µ tin on solder tail and 8µ gold in contact area, both over 35µ nickel
- Contacts: male-brass, female-phosphor bronze
- Pin spacing: .100" x .100" centers

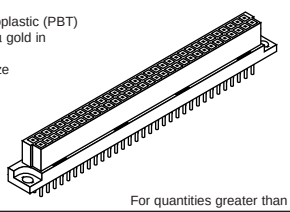

For quantities greater than listed, call for quote.

MOUSER STOCK NO.	No. of Pos.	Type Contact	Din Type	Price Each 1	10	25	100
2 Row Standard Mounting							
535-64-22DBF100-12	64	Female	C	2.31	2.05	1.91	1.85
535-64-22DBM100-12	64	Male	C	2.56	2.26	2.11	1.56
3 Row Standard Mounting							
535-96-33DCF100-12	96	Female	C	3.90	3.46	3.23	2.38
535-96-33DCM100-12	96	Male	C	3.19	2.82	2.64	1.94
3 Row Reverse Mounting							
535-96-33DRF100-12	96	Female	R	4.95	4.39	4.10	3.02
535-96-33DRM100-12	96	Male	R	3.13	2.77	2.59	1.92

SINGLE AND DUAL ROW HEADERS

NEW THIS ISSUE

Specifications:
- Body: black UL 94V-0 glass-filled thermoplastic polyester (PBT)
- Contacts: either 100µ tin or 3-5µ gold over 35µ nickel plated brass
- Pin spacing: .100" centers

A 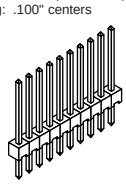

B 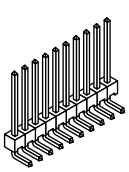

C 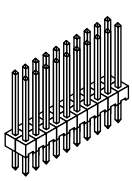

For quantities greater than listed, call for quote.

MOUSER STOCK NO.	Fig.	Contact Plating	Price Each 1	10	25	100
Straight Solder Tail, Single Row, 40 Contacts						
535-40-921-10	A	Tin	.17	.16	.15	.14
535-40-921-11	A	Gold	.17	.16	.15	.14
Right Angle Solder Tail, Single Row 40 Contacts						
535-40-921-50	B	Tin	.46	.41	.39	.37
535-40-921-51	B	Gold	.43	.39	.36	.34
Straight Solder Tail, Double Row, 80 Contacts						
535-80-921-20	C	Tin	.40	.38	.35	.33
535-80-921-21	C	Gold	.34	.30	.29	.27
Right Angle Solder tail, Double Row, 80 Contactd						
535-80-921-60	D	Tin	.93	.82	.77	.74
535-80-921-61	D	Gold	.94	.83	.78	.75

D 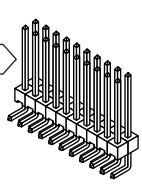

MINI-LINK™ MINIATURE JUMPER

NEW THIS ISSUE

Specifications:
- Body: black UL 94V-0 glass-filled polyester thermoplastic
- Contacts: tin over nickel plated phosphor bronze

Features:
- Mini-Link™ miniature jumpers are useful for jumpering .025 square pins on .100" centers
- Jumper terminal is partially exposed for testing

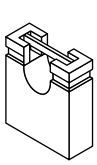

For quantities greater than listed, call for quote.

MOUSER STOCK NO.	Price Each 1	10	25	100
535-64-570-10E	1.50	1.33	1.24	.64

SOIC AND SOJ TO DIP ADAPTORS

Specifications:
- Board material: .062" FR-4
- Pins: brass alloy with tin over nickel plating

Features:
- Cost effective, permits upgrading to SOJ or SOIC---without changing PCB layout
- Available on .300", .400", and .600" centers



For quantities greater than listed, call for quote.

MOUSER STOCK NO.	No. of Pins	Type	Price Each 1	10	25
.300" Centers					
535-08-350000-10	8	SOIC	4.34	3.84	3.60
535-14-350000-10	14	SOIC	4.82	4.27	3.99
535-16-350000-10	16	SOIC	4.82	4.27	3.99
535-18-350000-10	18	SOIC	4.82	4.27	3.99
535-20-350000-10	20	SOIC	4.82	4.27	3.99
535-20-350001-10	20	SOJ	5.91	5.23	4.90
535-24-350000-10	24	SOIC	4.05	3.59	3.16
535-28-350002-10	28	SOIC	5.91	5.23	4.90
.400" Centers					
535-32-450001-10	32	SOJ	8.66	7.67	7.18
.600" Centers					
535-24-650000-10	24	SOIC	7.40	6.56	6.30
535-28-650000-10	28	SOIC	9.36	8.29	7.76
535-32-650000-10	32	SOJ	9.85	8.73	8.16

PLCC TO DIP ADAPTORS

Features:
- Converts PLCC packaged IC's to a DIP footprint
- Ideal for prototyping, testing, and evaluation
- PLCC sockets or PLCC contact pads

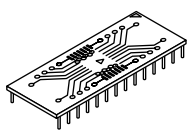

Specifications:
- Body: FR-4 plastic
- Solder tail pins: brass alloy with tin over nickel plating
- Optional PLCC socket contacts: copper alloy with tin over nickel plating
- Current rating: 1 amp

For quantities greater than listed, call for quote.

MOUSER STOCK NO.	No. of Pins	Price Each 1	10	25
With PLCC Pads				
535-28-652000-10	28	16.42	14.55	13.62
535-44-652000-10	44	19.06	16.90	15.81
535-68-652000-10	68	21.89	19.39	18.41
535-84-652000-10	84	30.31	26.85	25.11
With PLCC Socket				
535-28-653000-10	28	22.72	20.12	18.82
535-44-653000-10	44	26.16	23.17	20.93
535-68-653000-10	68	30.28	26.82	25.09
535-84-653000-10	84	30.28	26.82	25.09

With PLCC Pads

UNIVERSAL ZIF SOIC TO DIP ADAPTOR SOCKET

Specifications:
- Body: FR-4 plastic
- Female outer pin: brass, tin plated over nickel
- Female inner contact: 4 finger beryllium copper collett contact with 10µ gold over 50µ nickel plating
- Male pin: phosphor bronze with tin over nickel plating
- Current rating: 3 amp

Features:
- Adapts Aries universal ZIF SOIC test socket (Mouser Stock No. 535-44-547-11) to .600" DIP PCB layout

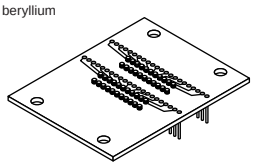

MOUSER STOCK NO.	Price Each
535-44-647-10	104.04

DIP ADAPTOR SOCKETS

These adaptor sockets allow the use of .300" center devices when the PCB is drilled on .600" centers and vice-versa, giving the flexibility of using .600" or .300" center devices in the same application.

A 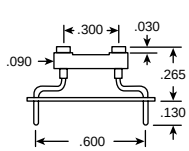

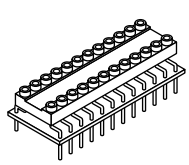

Specifications:
- Pin body plating: tin
- 4-fingered collet contact: beryllium copper
- Contact plating: 30µ gold
- Contact current rating: 3A
- Socket body: black UL 94-HB glass-filled nylon

B 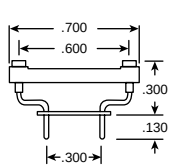

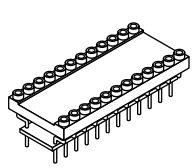

For quantities greater than listed, call for quote.

MOUSER STOCK NO.	Fig	No. of Pins	Description	Price Each 1	10	25
535-1106396-24	A	24	.300" DIP to .600" PCB adaptors	7.17	6.14	5.94
535-1106396-28	A	28	.300" DIP to .600" PCB adaptors	7.99	6.85	6.62
535-1107254-24	B	24	.600" DIP to .300" PCB adaptors	7.18	6.14	5.95
535-1107254-28	B	28	.600" DIP to .300" PCB adaptors	7.99	6.85	6.62

IC Sockets
(LED DISPLAY, PGA, ZIF,AND TEST)

PRECISION MACHINED PGA SOCKETS

(Very Low Insertion Force)

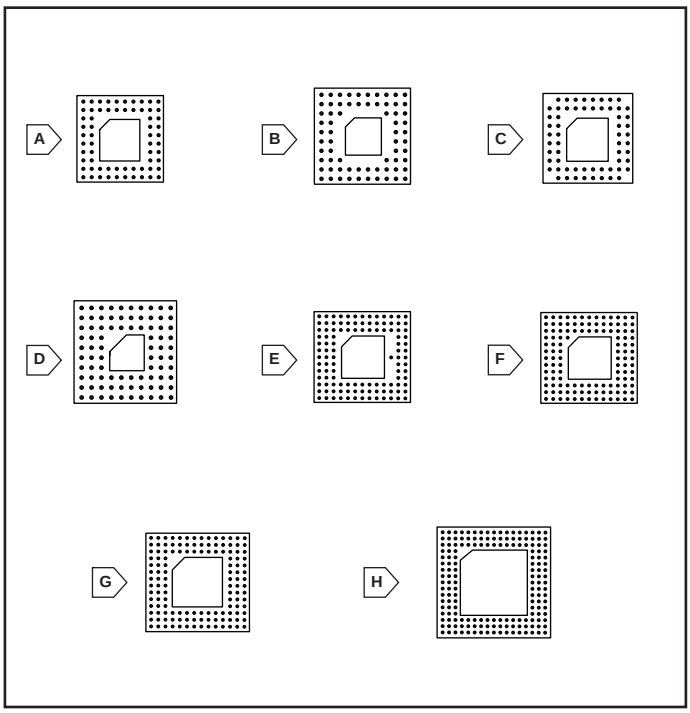

Mouser pin grid array sockets employ a new 3 finger inner contact that reduces insertion force to no more than 1 ounce, the lowest in the industry. These sockets are a superior product and an exceptional value. For pin grids not listed, call your Mouser Service Representative.

Specifications:
- Current rating: 3 amp
- Temperature range: -55°C to +150°C
- Flammability rating: UL 94V-0

Materials:
- Insulator: PPS plastic
- Contact: gold plated, beryllium copper
- Pin: tin plated brass

Features:
- Very low insertion force, through the use of new precision machined 3 finger inner contacts
- Precision machined, non-wicking, closed bottom sleeve protects against solder/flux contamination

MOUSER STOCK NO.	Fig.	No. of Pins	Pin Grid	Termination	Price Each			
					1	100	500	1000
151-6410	A	64	10 x 10	PCB	3.74	3.40	3.09	Call For Quote
151-6810	B	68	10 x 10	PCB	3.94	3.59	3.27	
151-6811	C	68	11 x 11	PCB	3.94	3.59	3.27	
151-8410	D	84	10 x 10	PCB	4.75	4.32	3.93	
151-11413	E	114	13 x 13	PCB	6.27	5.71	5.20	
151-12113	F	121	13 x 13	PCB	6.62	6.03	5.49	
151-13214	G	132	14 x 14	PCB	7.18	6.53	5.94	
151-16817	H	168	17 x 17	PCB	9.14	8.31	7.56	

PLCC TEST / BURN-IN SOCKETS

Specifications:
- Contact resistance: 30mΩ (max.)
- Insulating resistance: 1TΩ
- Operating temperature: -55°C to +170°C
- Typical life: 10,000 insertions (min.)

Features:
- Spring activated cover
- High temperature molding
- Gold over nickel plating

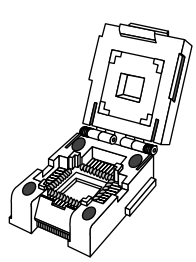

MOUSER STOCK NO.	No. of Pins	Description	Price Each
151-2044	44	PLCC test / burn-in socket	35.10
151-2068	68	PLCC test / burn-in socket	49.75
151-2084	84	PLCC test / burn-in socket	53.45

AUGAT LED NUMERIC DISPLAY SOCKETS

For Pc Mounting

Features:
- Machined contacts
- Gold plated contacts
- Tapered entry socket
- PC mounting

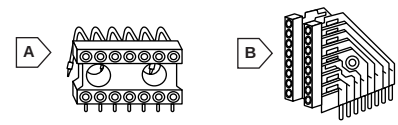

Right Angle PC Mount — 90° Socket Angle

MEETS MIL SPECS

MOUSER STOCK NO.	Fig.	No. of Pins	Spacing (In.)	Price Each			
				1	25	100	500
506-514-AG7D	A	14	.3 x .1	4.14	3.68	3.56	Call For Quote
506-516-AG7D	A	16	.3 x .1	4.58	4.07	3.95	
506-516-AG21D	B	16	.3 x .1	9.78	8.69	8.42	

3M ZERO INSERTION FORCE IC SOCKETS (ZIP SOCKETS)

The ZIP DIPII which protects IC's during test, burn-in and EPROM programming while maintaining a secure connection with a lever-operated metal cam. The econo ZIP socket is ideal for field replacement, programming, reprogramming, and IC updates. The IC is held securely by a screwdriver rotation of a cam for security against vibration or accidental unloading.

Features:
- OEM/end user applications
- Used for testing, programming and reprogramming

Specifications:
- Temperature rating: -55°C to 105°C
- Current rating: 1A ~ 5A
- Dielectric withstand voltage: 1000Vrms

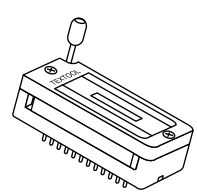

ZIP DIP Socket

ZIP DIP Sockets

For quantities greater than listed, call for quote.

MOUSER STOCK NO.	No. of Pins	Contact Plating	Price Each		
			1	5	10
517-333962	14	Gold	10.98	9.88	9.33
517-333965	14	Tin	9.52	8.57	8.09
517-334062	16	Gold	11.97	10.77	10.17
517-334065	16	Tin	10.27	9.24	8.73
517-334162	18	Gold	12.95	11.66	11.01
517-334165	18	Tin	11.02	9.92	9.37
517-334262	20	Gold	13.95	12.56	11.86
517-334265	20	Tin	11.78	10.60	10.01
517-334362	22	Gold	14.94	13.46	12.70
517-334365	22	Tin	12.52	11.27	10.64
517-334462	24	Gold	15.93	14.34	13.54
517-334465	24	Tin	13.27	11.94	11.28
517-334562	28	Gold	17.91	16.12	15.22
517-334565	28	Tin	14.78	13.30	12.56
517-334662	40	Gold	23.88	21.49	20.30
517-334665	40	Tin	19.30	17.37	16.41
517-449362	64	Gold	40.90	36.81	34.77
517-449365	64	Tin	33.88	30.49	28.80

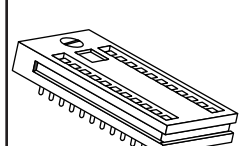

Econo ZIP Socket

Econo ZIP Sockets

MOUSER STOCK NO.	No. of Pins	Contact Plating	Price Each		
			1	5	10
517-48393	14	Gold	4.68	4.21	3.98
517-48397	14	Tin	4.41	3.97	3.75
517-48403	16	Gold	4.82	4.34	4.10
517-48407	16	Tin	4.56	4.10	3.88
517-48423	20	Gold	5.85	5.27	4.97
517-48427	20	Tin	5.51	4.96	4.68
517-48443	24	Gold	6.59	5.93	5.60
517-48447	24	Tin	6.20	5.58	5.27
517-48453	28	Gold	7.42	6.68	6.31
517-48457	28	Tin	6.97	6.27	5.70
517-48463	40	Gold	9.77	8.79	8.30
517-48467	40	Tin	9.11	8.20	7.74
517-52013	48	Gold	11.33	10.20	9.63
517-52017	48	Tin	10.55	9.50	8.97
517-52003	64	Gold	14.47	13.02	12.30
517-52007	64	Tin	13.44	12.10	11.42

Transistor Sockets, Kits, and Hardware

KEYSTONE ELECTRONICS CORP.

- Space savings
- Easier servicing
- Labor saving
- Simpler mounting

Sockets for TO-66 Case

MOUSER STOCK NO.	Fig.	Case Type	Top Plate Material	Standoff Height (In.)	Price Each 1	10	100	500
534-4611	A	TO-66	Molded nylon	.03	2.12	1.77	1.63	1.38
534-4612	A	TO-66	Molded nylon	.045	2.12	1.77	1.63	1.38
534-4614	A	TO-66	Molded nylon	.09	2.12	1.77	1.63	1.38
534-4615	B	TO-66	Phenolic	- - -	1.92	1.60	1.65	1.40
534-4625	C	TO-66	Molded nylon	.08	3.22	2.68	2.33	1.98

Sockets for TO-3 Case

534-4601	D	TO-3	Molded nylon	.09	.81	.74	.65	.56
534-4602	D	TO-3	Molded nylon	.045	.75	.68	.60	.52
534-4603	D	TO-3	Molded nylon	.03	.79	.73	.62	.53
534-4606	E	TO-3	Phenolic	- - -	.90	.81	.72	.61
534-4600	F	TO-3	Molded nylon	.09	.95	.85	.69	.58

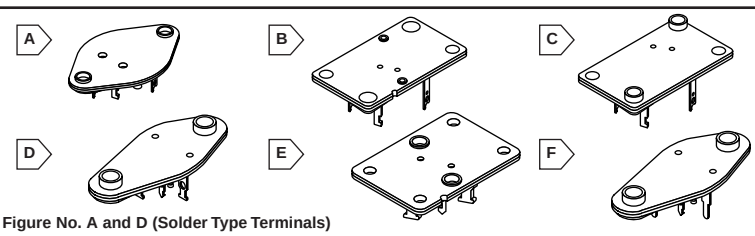

Figure No. A and D (Solder Type Terminals)
These sockets are held underneath the chassis and the transistor is inserted into the socket, holding the assembly in position.

Figure No. B, C, and E (Solder Type Terminals)
Pre-assembling the socket to the chassis by eyelets or rivets, permits the installation of the transistor at a later stage in the assembly.

Figure No. F (PC Type Terminals)
Easily assembled on PC board, stops on PC terminals provide sufficient spacing for proper assembly of transistor to socket.

KEYSTONE ELECTRONICS CORP. MOUNTING KITS

Socket mounting kits for TO-3 and TO-66 power transistors

These pre-packed universal mounting kits provide all the necessary hardware and insulators required to securely mount transistors to the chassis.

Features:
- Labor saving
- Easier mounting to chassis
- Better thermal efficiency
- Avoids soldering directly to the transistor
- Easier to service

Transistor Mounting Kit With Socket

For quantities greater than listed, call for quote.

MOUSER STOCK NO.	Fig.	Description	Price Each 1	10	100
534-4732	A	TO-3 kit includes 2 #6-20 screws, 1 mica insulator, 1 Stock No. 534-4602 transistor socket	1.59	1.33	1.28
534-4734	B	TO-3 kit includes 2 #6-20 screws, 1 mica insulator, 4 nylon bushings, 1 Stock No. 534-4606 transistor socket	1.74	1.45	1.32
534-4736	A	TO-66 kit includes 2 #6-20 screws, 1 mica insulator, 1 Stock No. 534-4612 transistor socket	2.05	1.71	1.58
534-4738	B	TO-66 includes 2 #6-20 screws, 1 mica insulator, 4 nylon bushings 1 Stock No. 534-4615 transistor socket	2.05	1.71	1.58
534-4616	C	Nylon power transistor mount only for TO-3	.17	- - -	.08

Transistor Mounting Kit Without Socket

534-4725	D	Kit for TO-3 case includes 2 #6-32 screws, 1 mica insulator, 2 shoulder washers, 2 metal washers, 1 solder terminal, 2 lockwashers and 2 #6-32 nuts	1.06	.88	.83
534-4726	D	Kit for TO-66 case includes 2 #6-32 screws, 1 mica insulator, 2 shoulder washers, 2 metal washers, 1 solder terminal, 2 lockwashers and 2 #6-32 nuts	1.06	.88	.83
534-4729	E	Kit for DO-4, TO-59, TO-60 and TO-62 cases includes 1 mica insulator, 1 shoulder washer, 1 solder terminal, 1 lockwasher, and 1 #10-32 nut	1.06	.88	.83
534-4730	E	Kit for DO-5, TO-48 and TO-61 cases includes 1 mica insulator, 1 shoulder washer, 1 solder terminal, 1 lockwasher and 1 1/4-28 nut	1.06	.88	.83
534-4724	F	Kit for TO-220 case includes 1 #4-40 screw, 1 mica insulator, 1 shoulder washer, 1 lockwasher & 1 #4-40 nut	1.06	.88	.83

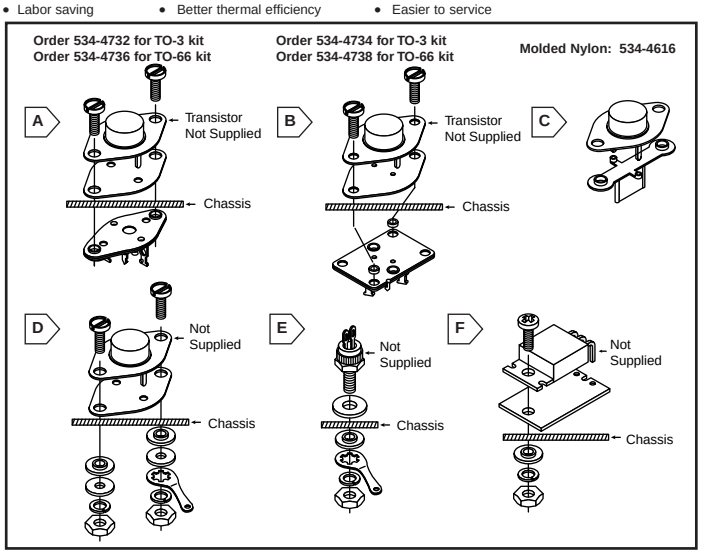

KEYSTONE ELECTRONICS CORP. TRANSISTOR MICA INSULATORS

NEW THIS ISSUE

- Rapid heat dissipation
- High dielectric strength
- Non-toxic
- Low cost
- Precision stamped .003" thick mica

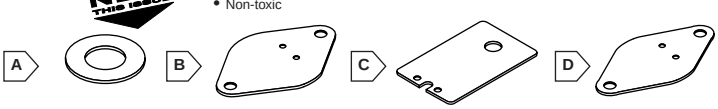

For quantities greater than listed, call for quote.

MOUSER STOCK NO.	Fig.	Screw Size	Description	Price Each 1	100	500
534-4681	A	10	For use with transistor cases with threaded stud	.07	.037	.013
534-4682	A	1/4	For use with transistor cases with threaded stud	.08	.039	.035
534-4656	A	6	For use with transistor cases with threaded stud	.07	.040	.034
534-4651	B	- - -	For use with TO-3 case transistor	.11	.055	.046
534-4672	C	- - -	For use with TO-220 case transistor	.11	.055	.046
534-4666	D	- - -	For use with various TO-66 cases	.11	.055	.046

POWER TRANSISTOR SOCKETS

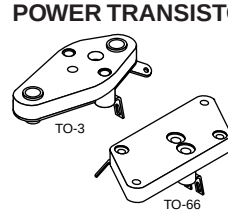

Specifications:
- Material: Phenolic resin
- Contact material: Phosphor bronze
- Contact rating: 5.0 amp
- Contact resistance: 10mΩ
- Temp. range: -33°C to +105°C

MOUSER STOCK NO.	Case Style	Contact Plating	Price Each 1	100	500	1000
151-TO-360T	TO-3	Tin	2.00	1.82	1.65	1.50
151-TO-660T	TO-66	Tin	1.60	1.34	1.22	1.10

AUGAT TO-3 POWER TRANSISTOR SOCKETS

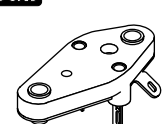

Features:
- Temperature rating: 170°C max.
- Insulation resistance: 500MΩ
- Breakdown voltage: 800V RMS
- Contact resistance: 10mΩ max.
- Current rating: 10 amp max.
- Force: 12 oz. average retention

MOUSER STOCK NO.	Lead Dia. (In.)	Contact Plating	Price Each 1	100
506-8080-1G24	.040	Tin	2.62	2.38
506-8080-1G25	.040	Gold	3.64	3.31
506-8080-1G35	.060	Tin	3.19	2.95

SMALL SIGNAL TRANSISTOR SOCKETS

- Flammability rating: UL94V-0
- Material: 30% glass filled polyester
- Contact material: Phosphor bronze
- Contact rating: 1.0 amp
- Contact resistance: 10mΩ
- Temperature range: -65°C to +150°C
- Pin circle diameter: 0.2

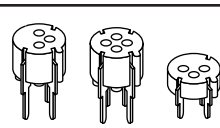

MOUSER STOCK NO.	Case Style	No. of Pins	Contact Plating	Price Each 1	100	500	1000	5000
151-TO-18320G	TO-18	3	Gold	.72	.57	.52	.47	Call
151-TO-18420G	TO-18	4	Gold	.87	.68	.62	.56	For
151-TO-5320G	TO-5	3	Gold	.72	.57	.52	.47	Quote

AUGAT LOW PROFILE TRANSISTOR AND IC SOCKETS

For quantities greater than listed, call for quote.

MOUSER STOCK NO.	Type Leads	No. of Contacts	Contact Plating	Sleeve Plating	Insulator Color	Price Each 1	100
506-8058-1G59	PC	3	Gold	Gold	Brown	5.18	3.89
506-8058-1G49	PC	8	Gold	Gold	Brown	6.10	4.58

EAGLE POWER TRANSISTOR COVERS AND MOUNTS

Features
- Simplifies mounting and installation
- Improved thermal efficiency
- Heavy duty type 66 nylon

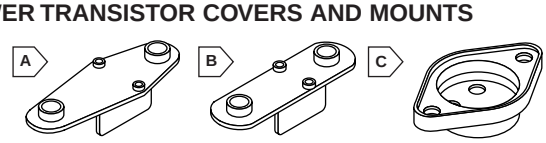

MOUSER STOCK NO.	Fig.	Description	Price Each 1	100	1000	5000
561-E001	A	TO-3 Power transistor mount	.43	.16	.11	.042
561-E002	B	TO-66 power transistor mount	.43	.16	.11	.042
561-E003	C	TO-3 power transistor cover	.94	.35	.23	.084
561-E004	C	TO-66 power transistor cover	.94	.35	.23	.084

3M Scotchlok™ IDC Wire Connectors

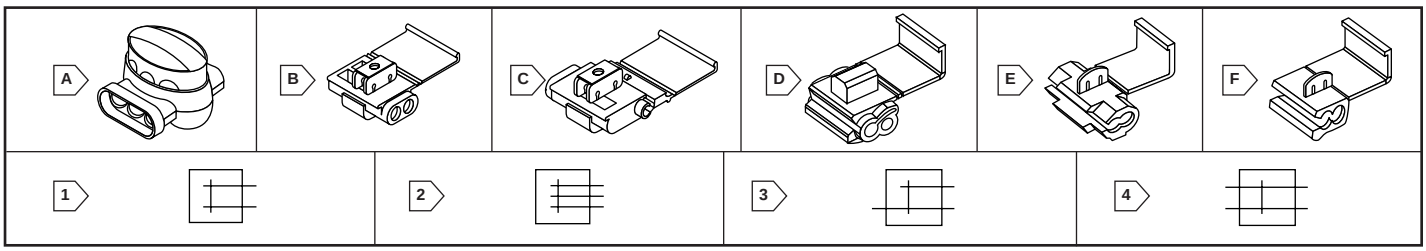

INSULATION DISPLACEMENT CONNECTORS

Pigtail - 2 or 3 Wire

✻ Flame retardant

MOUSER STOCK NO.	Fig.	Type of Connector	Color	Description	Wire (AWG) Stranded or Solid	Insulation O.D. Max. (In.)	Operating Temperature	Price Each 1	100	500	1000
✻ **517-314**	A	1 or 2	Blue	Use to electrically connect two or three wire ends, insulate the connection and provide a moisture resistant seal	22-14	.150	105°C	**.46**	**.39**	**.36**	**.348**
✻ **517-314U**	A	1 or 2	White	Use to electrically connect two or three wire ends and insulate the connection.	22-14	.150	105°C	**.35**	**.30**	**.28**	**.264**

Pigtail

✻ **517-557**	B	1	Red	Use to electrically connect two wire ends and insulate the connection.	22-16	.120	105°C	**.19**	**.16**	**.15**	**.142**

Tap

✻ **517-558**	C	3	Red	Use to electrically connect a (tap) wire end to a through (run) wire and insulate the connection.	22-16	.120	105°C	**.19**	**.17**	**.16**	**.148**
✻ **517-567**	D	3	Brown		18-14 Tap, 12-10 Run	.145 Tap, .190 Run	105°C	**.25**	**.22**	**.21**	**.193**

Tap and Parallel

✻ **517-560**	E	3 or 4	Lt. Blue	Use to electrically connect a (tap) wire end to a through (run) wire and insulate the connection.	18-14	.145	105°C	**.09**	**.08**	**.07**	**.068**
517-562	F	3 or 4	Yellow		12, 10 Stranded Only	.190	90°C	**.17**	**.15**	**.14**	**.13**

Parallel

517-564	E	4	White	Use to electrically connect two through (run) wires and insulate the connection.	18-14	.145	- - - -	**.09**	**.08**	**.07**	**.068**

Pigtail and Tap

MOUSER STOCK NO.	Fig.	Type of Connector	Color	Description	Wire (AWG) Stranded or Solid	Insulation O.D. Max. (In.)	Operating Temperature	Price Each 1	100	500	1000
517-905	E	1 or 3	Red	Use to electrically connect a (tap) wire end to a through (run) wire and insulate the connection.	22-18 Tap 18-14 Run	.110 .145	- - - -	**.15**	**.13**	**.12**	**.116**

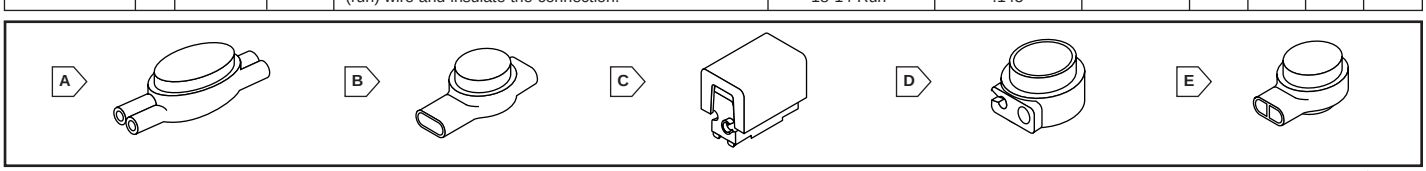

INSULATION DISPLACEMENT CONNECTORS FOR COMMUNICATION

- May be used on standard polyethylene wire insulation, polypropylene insulation of filled cable, and pulp
- Use of a connector is limited only to wire range and port size
- Wire sizes may be intermixed within a connector
- Self stripping, insulated, and moisture resistant
- Contains EG-3 sealant - consisting of white mineral oil, polybutylene, and silane-treated amorphous silica

Trim Wires

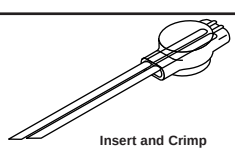
Insert and Crimp

Full-Pair Connectors

MOUSER STOCK NO.	Fig.	Type of Connector	Color	Description	Wire (AWG) Solid	Price Each 1	100	500	1000
517-U1B	A	1	Blue	Full-pair connection	16-19	**1.64**	**1.25**	**1.18**	**1.09**
517-U1R	A	1	Red	Full-pair connection	19-24	**1.70**	**1.30**	**1.22**	**1.13**

Four-Way Bridging Connector

517-U1Y	A	2	Yellow	Four-way bridging connection	16-19	**2.08**	**1.58**	**1.48**	**1.39**

2 or 3 Wire Butt Connectors

MOUSER STOCK NO.	Fig.	Type of Connector	Color	Description	Wire (AWG) Solid	Price Each 1	100	500	1000
517-UAL	B	3 or 4	Gray	2 or 3 wire butt connector for aluminum and filled cable	17-24	**.24**	**.15**	**.14**	**.13**
517-ULG	B	3 or 4	Green	2 or 3 wire butt connector for filled cable	19-24	**.24**	**.15**	**.14**	**.13**
517-UR20074	B	3 or 4	Red	2 or 3 wire butt connector	19-26	**.16**	**.10**	**.09**	**.08**

Tap Connectors

MOUSER STOCK NO.	Fig.	Type of Connector	Color	Description	Wire (AWG) Solid	Price Each 1	100	500	1000
517-UB	C	5	Blue	Tap connector	22-26	**.23**	**.13**	**.12**	**.11**
517-UG20082	D	5	Green	Tap connector	19-26	**.23**	**.13**	**.12**	**.11**

2-Wire Butt Connector

MOUSER STOCK NO.	Fig.	Type of Connector	Color	Description	Wire (AWG) Solid	Price Each 1	100	500	1000
517-UY14911	E	3	Yellow	2 wire butt connector	22-26	**.16**	**.10**	**.09**	**.08**

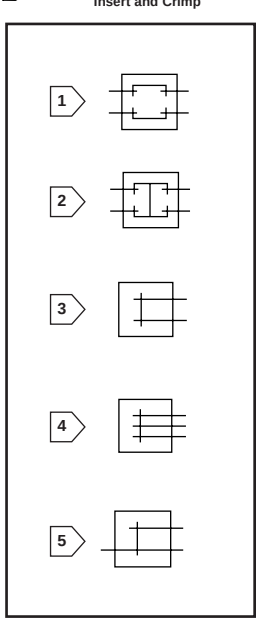

IDC Connectors, Tools, and Hardware

3M SCOTCHLOK™ DIRECT BURIAL SPLICE KITS

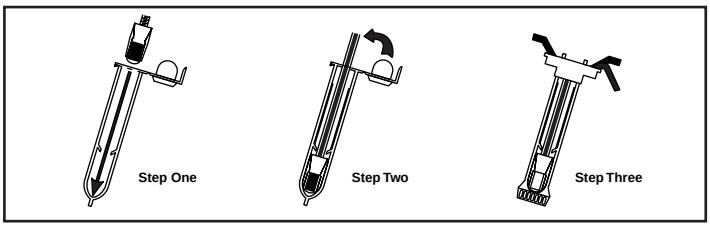

These 3M Scotchlok™ direct burial splice kits splice and effectively moisture seal two or more conductors for remote control circuits in irrigation and landscape lighting systems. DBY-6 and DBR-6 are UL listed for direct burial splices.

E102356

Connectors

MOUSER STOCK NO.	Common Wire AWG Combinations	Volts	Splices Per Kit	Price Each 1	100	500	1000
✻ 517-DBY-6	2 #18, 2 #12	600	2	2.70	2.51	2.36	Call For Quote
517-DBY	2 #18, 2 #12	30	2	1.97	1.85	1.74	
✻ 517-DBR-6	7 #18, 4 #12, 3#10	600	2	2.79	2.62	2.46	
517-DBR	7 #18, 4 #12, 3#10	30	2	1.95	1.84	1.72	

3M SCOTCHLOK™ IDC FEMALE T-TAP DISCONNECTS

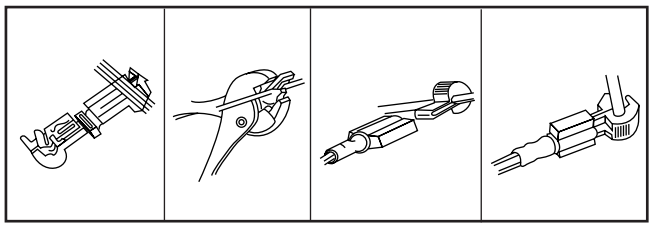

- Quick, easy connection
- No messy tape to tangle
- No cutting and stripping the wire

Mates with standard .250 x .032 male blade

MOUSER STOCK NO.	Color	Wire (AWG)	Standard Package Box	Case	Price Each 1	100	500	1000
517-951X	Red	22-18	50	500	.33	.20	.18	.16
517-952X	Blue	18-14	50	500	.33	.20	.18	.16
517-953X	Yellow	12	50	100	.41	.22	.20	.18

3M SCOTCHLOK™ IDC CRIMP TOOLS

3M Scotchlok™ communications connectors may be used on standard polyethylene wire insulation, the polypropylene insulation of filled cable, and on pulp. Use of connector is limited only to wire range and port size. Wire sizes may be intermixed within a connector.

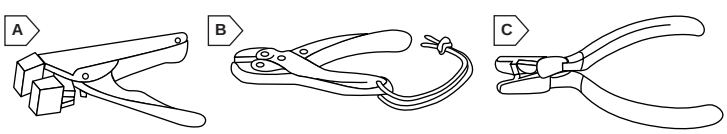

- Solid wire

MOUSER STOCK NO.	Fig.	Description	Price Each
517-E9BM	A	Adjust. jaws crimp tool for use with all IDC, and U series connectors	50.35
517-E9E	B	Parallel action for use with UAL, UG, UR, UY, UB connectors	22.15
517-E9Y	C	Stepped jaws for use with UAL, UG, UR, UY, UB connectors	22.94

EAGLE STRAIN RELIEF ASSEMBLY TOOLS

- Makes bushing installation a "breeze"
- One tool fits all
- Cushioned handles

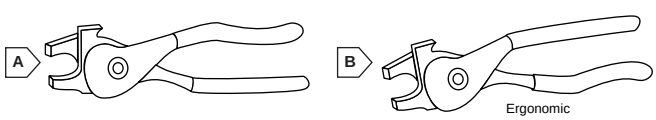

Adjustable To All Sizes

MOUSER STOCK NO.	Fig.	Price Each 1	5
561-M0022	A	58.78	Call
561-M0023	B	58.78	

EAGLE STRAIN RELIEF BUSHINGS

- Holes with flats prevent rotation of bushing

E96397 LR60335

DIMENSIONS (IN.)

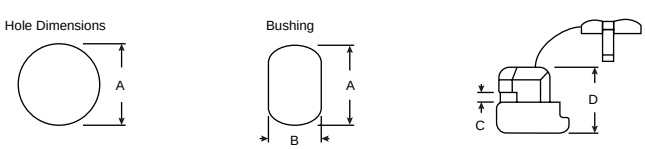

Black Nylon

MOUSER STOCK NO.	Cable Cross Section	Cable Type	Height Min.	Height Max.	Width Min.	Width Max.	Dia.	Mounting Hole A	B	Max. Panel Thickness C	Bushing Length D	Price Each 1	100	1000
561-MP3P4	Flat	SP-1, SPT-1	.120	.120	.222	.222	- - -	.437	.390	.062	.410	.08	.048	Call For Quote
561-MP4K1	Flat	SPT-2, HPN	.150	.160	.280	.400	- - -	.500	.460	.095	.495	.13	.069	
561-MP4K4	Flat	SPT-1, SPT-2, HPN	.120	.120	.300	.300	- - -	.500	.465	.100	.406	.10	.057	
561-MP4N4	Flat	SPT-1, SPT-2, HPN	.120	.120	.300	.300	- - -	.500	.465	.062	.406	.13	.069	
561-MP5K4	Flat	SPT-2	.150	.150	.160	.160	- - -	.562	.530	.125	.609	.17	.099	
561-MP30-1	Flat	SPT-2, SPT-1	.120	.160	.300	.410	- - -	.560	.730	.125	.670	.20	.114	
561-MP5N4	Round	SV, SVT, HPD	- - -	- - -	- - -	- - -	.290	.500	.450	.062	.438	.10	.057	
561-MP5P4	Round	SV, SVT, HPD	- - -	- - -	- - -	- - -	.290	.500	.450	.100	.438	.10	.051	
561-MP6N34	Round	SJ, SJT	- - -	- - -	- - -	- - -	.430	.625	.550	.062	.580	.20	.114	
561-MP6N4	Round	SJT, SJO	- - -	- - -	- - -	- - -	.300	.625	.550	.062	.580	.20	.114	
561-MP6P34	Round	SJ, SJT, SJO	- - -	- - -	- - -	- - -	.360	.625	.550	.125	.580	.17	.099	Call For Quote
561-MP6P4	Round	SJ, SJT, SJO	- - -	- - -	- - -	- - -	.300	.625	.550	.125	.580	.20	.114	
561-MP6W1	Round	SJ, SJT, SJO	- - -	- - -	- - -	- - -	.300	.500	.465	.090	.437	.13	.069	
561-MP7W20	Round	SJT, S, STO	- - -	- - -	- - -	- - -	.430	.875	.770	.125	.750	.32	.155	

90° Angle Style

MOUSER STOCK NO.	Cable Cross Section	Cable Type	Height Min.	Height Max.	Width Min.	Width Max.	Dia.	Mounting Hole A	B	Max. Panel Thickness C	Bushing Length D	Price Each 1	100	1000
561-MP13L1	Flat	SP-1	.120	.120	.220	.220	- - -	.437	.390	.062	.050	.16	.091	Call For Quote
561-MP14L1	Flat	SPT-2, HPN	.150	.160	.280	.300	- - -	.500	.450	.100	.687	.19	.107	
561-MP15L1	Round	SV	- - -	- - -	- - -	- - -	.265	.500	.450	.100	.687	.19	.107	

AUGAT RDI Terminal Blocks

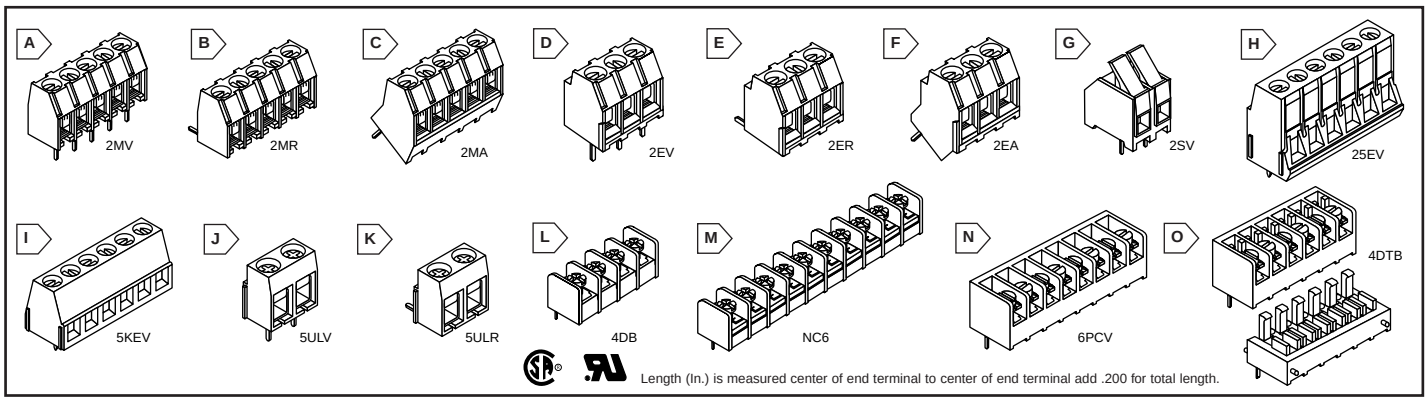

Length (In.) is measured center of end terminal to center of end terminal add .200 for total length.

2M SUBMINIATURE SERIES

- Subminiature .5" height
- 3-48 screws on .2" centers
- 20 amp rating
- 12-22 AWG wire range

For quantities greater than listed, call for quote.

MOUSER STOCK NO.	Fig.	No. Pos.	Lth. (In.)	Price Each 1	25	50	100
Vertical							
506-2MV02	A	2	0.4	.61	.55	.51	.46
506-2MV03	A	3	0.6	.91	.82	.76	.69
506-2MV04	A	4	0.8	1.22	1.10	1.01	.92
506-2MV05	A	5	1.0	1.52	1.37	1.26	1.15
506-2MV06	A	6	1.2	1.82	1.66	1.51	1.37
506-2MV07	A	7	1.4	2.13	1.94	1.77	1.61
506-2MV08	A	8	1.6	2.43	2.21	2.01	1.83
506-2MV09	A	9	1.8	2.73	2.48	2.26	2.06
506-2MV10	A	10	2.0	3.04	2.77	2.52	2.29
506-2MV12	A	12	2.4	3.64	3.31	3.01	2.74
Right Angle							
506-2MR02	B	2	0.4	.69	.63	.57	.52
506-2MR03	B	3	0.6	1.04	.95	.86	.78
506-2MR04	B	4	0.8	1.38	1.26	1.15	1.05
506-2MR05	B	5	1.0	1.73	1.57	1.43	1.30
506-2MR06	B	6	1.2	2.07	1.88	1.71	1.56
506-2MR08	B	8	1.6	2.76	2.51	2.28	2.07
506-2MR10	B	10	2.0	3.45	3.14	2.86	2.60
506-2MR12	B	12	2.4	4.14	3.77	3.43	3.12
45° Angle							
506-2MA02	C	2	0.4	.74	.67	.62	.56
506-2MA03	C	3	0.6	1.11	1.01	.93	.85
506-2MA04	C	4	0.8	1.49	1.34	1.23	1.13
506-2MA05	C	5	1.0	1.86	1.68	1.54	1.41
506-2MA06	C	6	1.2	2.23	2.03	1.85	1.68
506-2MA07	C	7	1.4	2.60	2.37	2.16	1.97
506-2MA08	C	8	1.6	2.97	2.70	2.46	2.24
506-2MA09	C	9	1.8	3.34	3.04	2.77	2.52
506-2MA10	C	10	2.0	3.71	3.38	3.08	2.80
506-2MA12	C	12	2.4	4.46	4.06	3.69	3.36

2E ELEVATOR CLAMP TERMINAL BLOCK

- Modular housing permits end-stackability and interlocking
- 12-22 AWG wire range
- 20 amp rating
- 3-48 screws on .2" centers

For quantities greater than listed, call for quote.

MOUSER STOCK NO.	Fig.	No. Pos.	Lth. (In.)	Price Each 1	25	50	100
Vertical							
506-2EV02	D	2	0.4	.64	.58	.53	.48
506-2EV03	D	3	0.6	.96	.87	.79	.72
506-2EV04	D	4	0.8	1.28	1.16	1.06	.96
Right Angle							
506-2ER02	E	2	0.4	.64	.58	.53	.48
506-2ER03	E	3	0.6	.96	.87	.79	.72
45°Angle							
506-2EA02	F	2	0.4	.64	.58	.53	.48
506-2EA03	F	3	0.6	.96	.87	.79	.72
506-2EA04	F	4	0.8	1.28	1.16	1.06	.96

2SV SCREWDRIVER-LESS SERIES

- New tool-less design
- Subminiature .45" height
- .2" spacing
- 18-24 AWG wire range
- 20 amp rating

For quantities greater than listed, call for quote.

MOUSER STOCK NO.	Fig.	No. Pos.	Lth. (In.)	Price Each 1	25	50	100
506-2SV-02	G	2	0.4	.54	.48	.45	.41
506-2SV-03	G	3	0.6	.81	.73	.67	.61
506-2SV-04	G	4	0.8	1.07	.97	.89	.82
506-2SV-05	G	5	1.0	1.34	1.21	1.11	1.02
506-2SV-09	G	9	1.8	2.41	2.17	2.00	1.93

EURO PCB TERMINAL BLOCK

Specifications:

- Rating: 10 amp/300V, 15 amp/150V
- Wire range: 10-22 AWG (25EV Series), 12-22 AWG (5KEV Series)
- Flammability: UL94V-0 • Color: phoenix green

LR30811 E54800

Competitive Cross Reference	
PHOENIX MKDS5/XX 6.36	AUGAT/RDI 25EV-XX
PHOENIX MKDS3/XX	AUGAT/RDI 5KEV-XX

25EV Series

M3 screws on .250" (6.35mm) centers

MOUSER STOCK NO.	Fig.	No. Pos.	Lth. (In.)	Price Each 1	25	50	100
506-25EV-02	H	2	.75	.81	.73	.67	.61
506-25EV-03	H	3	1.0	1.21	1.09	1.00	.92
506-25EV-04	H	4	1.25	1.61	1.45	1.34	1.22
506-25EV-05	H	5	1.5	2.01	1.81	1.67	1.53
506-25EV-06	H	6	1.75	2.41	2.18	2.01	1.83
506-25EV-08	H	8	2.25	3.22	2.90	2.67	2.44
506-25EV-10	H	10	2.75	4.02	3.63	3.34	3.06
506-25EV-12	H	12	3.25	4.82	4.35	4.01	3.67

5KEV Series

M2.6 screws on .197" (5mm) centers

506-5KEV-02	I	2	.589	.64	.58	.53	.49
506-5KEV-03	I	3	.787	.96	.87	.80	.73
506-5KEV-04	I	4	.994	1.28	1.16	1.06	.97
506-5KEV-05	I	5	1.181	1.60	1.44	1.33	1.22
506-5KEV-06	I	6	1.378	1.92	1.73	1.60	1.46
506-5KEV-08	I	8	1.776	2.56	2.31	2.13	1.95
506-5KEV-10	I	10	2.166	3.20	2.89	2.66	2.43
506-5KEV-12	I	12	2.56	3.84	3.47	3.19	2.92

5UL Series, Ultra Low Profile

Vertical							
506-5ULV02	J	2	.415	.48	.43	.40	.37
506-5ULV03	J	3	.611	.72	.65	.60	.55
506-5ULV04	J	4	.814	.96	.87	.80	.73
Right Angle							
506-5ULR02	K	2	.415	.48	.43	.40	.37
506-5ULR03	K	3	.611	.72	.65	.60	.55
506-5ULR04	K	4	.814	.96	.87	.80	.73

4DB DUAL BARRIER SERIES

- Thicker barriers
- 6-32 screws on .325" centers
- New combo head screws (P107 series only)
- 14-22 AWG wire range
- 20 amp rating

For quantities greater than listed, call for quote.

MOUSER STOCK NO.	Fig.	No. Pos.	Lth. (In.)	Price Each 1	25	50	100
506-4DB-P107-02	L	2	.585	.42	.38	.35	.32
506-4DB-P107-04	L	4	1.235	.70	.63	.58	.53
506-4DB-P107-06	L	6	1.885	.98	.88	.81	.74
506-4DB-P107-08	L	8	2.535	1.25	1.13	1.04	.95
506-4DB-P107-12	L	12	3.835	1.81	1.63	1.50	1.37

NC6 HEAVY DUTY MINI SERIES

- Thicker barriers
- 6-32 screws on .375" centers
- New combo head screws
- 12-22 AWG wire range
- 20 amp rating

For quantities greater than listed, call for quote.

506-NC6-P107-02	M	2	.815	.37	.34	.31	.28
506-NC6-P107-03	M	3	1.19	.56	.51	.47	.43
506-NC6-P107-04	M	4	1.565	.75	.68	.62	.57
506-NC6-P107-05	M	5	1.94	.94	.85	.78	.71
506-NC6-P107-06	M	6	2.315	1.12	1.01	.93	.85
506-NC6-P107-08	M	8	3.065	1.50	1.35	1.25	1.14

PCV TRI-BARRIER SERIES

3 PCV Series

- 5 amp rating
- 18-22 AWG wire range
- 3-48 screws on .250" centers

For quantities greater than listed, call for quote.

MOUSER STOCK NO.	Fig.	No. Pos.	Lth. (In.)	Price Each 1	25	50	100
506-3PCV-02	N	2	.57	.76	.68	.63	.58
506-3PCV-03	N	3	.82	1.14	1.03	.95	.86
506-3PCV-04	N	4	1.07	1.51	1.37	1.26	1.15
506-3PCV-05	N	5	1.32	1.89	1.71	1.57	1.44
506-3PCV-06	N	6	1.57	2.27	2.05	1.89	1.73
506-3PCV-07	N	7	1.82	2.65	2.39	2.20	2.01
506-3PCV-08	N	8	2.07	3.03	2.73	2.52	2.30
506-3PCV-09	N	9	2.32	3.41	3.07	2.83	2.59
506-3PCV-10	N	10	2.57	3.79	3.42	3.15	2.88

4 PCV Series

- 20 amp rating
- 14-22 AWG wire range
- 4-40 screws on .325" centers

For quantities greater than listed, call for quote.

MOUSER STOCK NO.	Fig.	No. Pos.	Lth. (In.)	Price Each 1	25	50	100
506-4PCV-02	N	2	.705	.69	.62	.57	.52
506-4PCV-03	N	3	1.03	1.04	.93	.86	.79
506-4PCV-04	N	4	1.35	1.38	1.24	1.14	1.04
506-4PCV-05	N	5	1.68	1.73	1.56	1.44	1.31
506-4PCV-06	N	6	2.00	2.07	1.87	1.72	1.57
506-4PCV-07	N	7	2.33	2.42	2.18	2.01	1.84
506-4PCV-08	N	8	2.65	2.62	2.49	2.30	2.10
506-4PCV-09	N	9	2.98	3.11	2.80	2.58	2.36
506-4PCV-10	N	10	3.30	3.45	3.12	2.87	2.62

6 PCV Series

- 25 amp rating
- 12-22 AWG wire range
- 6-32 screws on .375" centers

For quantities greater than listed, call for quote.

MOUSER STOCK NO.	Fig.	No. Pos.	Lth. (In.)	Price Each 1	25	50	100
506-6PCV-02	N	2	.815	.64	.58	.53	.49
506-6PCV-03	N	3	1.19	.96	.87	.80	.73
506-6PCV-04	N	4	1.56	1.28	1.16	1.06	.97
506-6PCV-05	N	5	1.94	1.60	1.45	1.33	1.22
506-6PCV-06	N	6	2.31	1.92	1.73	1.60	1.46
506-6PCV-07	N	7	2.69	2.24	2.02	1.86	1.70
506-6PCV-08	N	8	3.06	2.56	2.31	2.13	1.95
506-6PCV-09	N	9	3.44	2.88	2.60	2.40	2.19
506-6PCV-10	N	10	3.81	3.20	2.89	2.66	2.43
506-6PCV-12	N	12	4.56	3.84	3.47	3.20	2.92
506-6PCV-14	N	14	5.31	4.48	4.05	3.73	3.41
506-6PCV-16	N	16	6.06	5.13	4.62	4.26	3.89

4DTB DEPLUGGABLE SERIES

Features:

- Tri-barrier construction
- 2 piece depluggable design
- 20 amp rating
- 14-22 AWG wire range
- 4-40 screws on .325" centers

Depluggable assembly includes terminal block and PCB header.

For quantities greater than listed, call for quote.

MOUSER STOCK NO.	Fig.	No. Pos.	Lth. (In.)	Price Each 1	25	50	100
506-4DTB-05	O	5	1.68	2.08	1.88	1.73	1.58
506-4DTB-06	O	6	2.01	2.50	2.25	2.08	1.90
506-4DTB-07	O	7	2.33	2.91	2.63	2.42	2.21

Test Points, Terminal Strips, Terminal Blocks, & Connector Modules

TEST POINTS

Mouser printed circuit board terminals are ideal for use as test points and for raising hot components above the surface of the printed circuit board. When terminals are pressed through plated holes they will not damage the plating. The terminals will also remain in place even if the board is reversed for flow soldering.

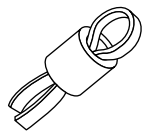

Material:
Bead: Boro silicate sintered glass
Tag: Phosphor bronze B5384 solder tinned

✻When ordering bags of 100 add "-100" to the part number,
When ordering bags of 1000 add "-1000" to the part number

Price Each				✻Price Per 100		✻ Price Per 1000		
1	10	25	50	1	5	1	10	25
.35	.28	.21	.17	13.76	12.60	116.99	108.29	98.45

Note: Coefficient of expansion is quoted for the range of 50°C to 300°C.

Glass Bead				
Coeff	Density	Viscosity Poise °C	Log (OHM. CM)	Dielectric Properties
Therm. Expn x 10°/°C 4.94	g/cc 2.27	14.6 13 7.6 10 10 10 475 515 719	TR. DC. Resistivity 100 250°C 350°C 365 10.01 8.2	AT 1 MHZ AT 20°C Conts loss angle 5.7 0.003

✻ 3/32" Board thickness only

Dimensions	
.055 BEAD (B) DIAMETER (INCHES)	.080 BEAD (B) DIAMETER (INCHES)
A= .120-.130 B= .051-.059 C= .087-.097 D= .042-.052 E= .020 F= .109	A= .112-.122 B= .080-.085 C= .113-.123 D= .059-.069 E= .032 F= .109 ✻ F= .141

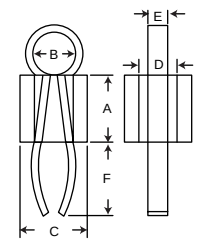

MOUSER STOCK NO.	Glass Insulator Diameter	Board Thickness	Mounting Hole	MOUSER STOCK NO.	Glass Insulator Diameter	Board Thickness	Mounting Hole	MOUSER STOCK NO.	Glass Insulator Diameter	Board Thickness	Mounting Hole	Color
151-201	.055"	1/16"	.040"	151-101	.080"	1/16"	.052"	151-301	.080"	3/32"	.052"	White
151-202	.055"	1/16"	.040"	151-102	.080"	1/16"	.052"	151-302	.080"	3/32"	.052"	Yellow
151-203	.055"	1/16"	.040"	151-103	.080"	1/16"	.052"	151-303	.080"	3/32"	.052"	Black
151-204	.055"	1/16"	.040"	151-104	.080"	1/16"	.052"	151-304	.080"	3/32"	.052"	Brown
151-205	.055"	1/16"	.040"	151-105	.080"	1/16"	.052"	151-305	.080"	3/32"	.052"	Blue
151-206	.055"	1/16"	.040"	151-106	.080"	1/16"	.052"	151-306	.080"	3/32"	.052"	Pink
151-207	.055"	1/16"	.040"	151-107	.080"	1/16"	.052"	151-307	.080"	3/32"	.052"	Red
151-208	.055"	1/16"	.040"	151-108	.080"	1/16"	.052"	151-308	.080"	3/32"	.052"	Green

TERMINAL STRIPS

- Lug: Tin plated
- Strip: Phenolic .375" x .062"
- Mount: For #6 screw

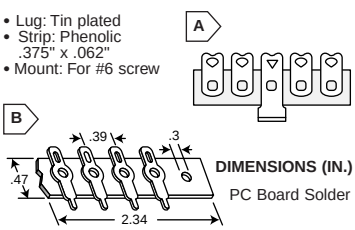

DIMENSIONS (IN.)
PC Board Solder

For quantities greater than listed, call for quote.

MOUSER STOCK NO.	Fig.	Desc.	Price Each		
			1	10	100
158-1002	A	2 lugs	.25	.17	.15
158-1003	A	3 lugs	.29	.19	.17
158-1004	A	4 lugs	.37	.25	.20
158-1005	A	5 lugs	.48	.32	.27
158-1006	A	6 lugs	.57	.38	.32
158-1007	A	7 lugs	.67	.45	.35
158-1008	A	8 lugs	.72	.48	.38
153-2304	B	4 tags	.75	.57	.52

BARRIER TERMINAL BLOCKS

These terminal blocks are direct replacements for TRW cinch 140 series barrier blocks. Insulator material is molded phenolic. Eyelets are nickel plated brass, screws are nickel plated steel, 10 amp rated. Universal screw head fits slotted or phillips screwdriver.

DIMENSIONS (IN.)

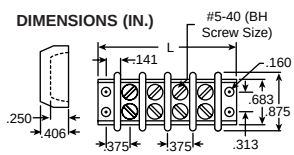

For quantities greater than listed, call for quote.

MOUSER STOCK NO.	Term.	L	Price Each		
			1	10	100
15BB002	2	1.425	.49	.45	.41
15BB004	4	2.175	.99	.85	.72
15BB006	6	2.55	1.43	1.25	1.14
15BB008	8	3.675	1.74	1.64	1.54
15BB010	10	5.175	2.50	2.08	1.90

ENCLOSED TERMINAL BLOCKS

Nickel plated brass terminals completely surround the wire end, hold it securely in place, and eliminate the need for lugs. Each position is numbered for easy identification.

Specifications:
- Housing of gray polyamid/nylon fiber glass reinforced
- .200" pin spacing
- Low profile
- PC mounting pins

- **End buttable with interlocking dovetail**
- **Accepts solid or stranded wire 14 AWG to 24 AWG**

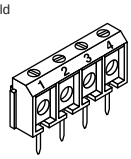

MOUSER STOCK NO.	Pos.	L (In.)	Description	Price Each			
				1	10	100	500
153-2502	2	.4	PC mount, nom. load: 6A, max.temp.: +150°C	1.56	1.37	1.18	1.08
153-2503	3	.6	PC mount, nom. load: 6A, max.temp.: +150°C	2.15	1.79	1.63	1.48
153-2504	4	.8	PC mount, nom. load: 6A, max.temp.: +150°C	2.71	2.26	2.05	1.86
153-2505	5	1.0	PC mount, nom. load: 6A, max.temp.: +150°C	3.24	2.70	2.45	2.23
153-2506	6	1.2	PC mount, nom. load: 6A, max.temp.: +150°C	3.96	3.30	3.00	2.73
153-2512	12	2.4	PC mount, nom. load: 6A, max.temp.: +150°C	6.06	5.05	4.59	4.17
153-2102	2	---	Nom. load: 13A @ 250VAC, temp.: -30°C~ +120°C	1.26	.97	.88	.80
153-2103	3	---	Nom. load: 13A @ 250VAC, temp.: -30°C~ +120°C	1.73	1.44	1.31	1.19

AUGAT CONNECTOR MODULES AND ACCESSORIES

Features:
- 20 amp rating
- Converts standard industry connectors to field wiring
- 12-22 AWG wire

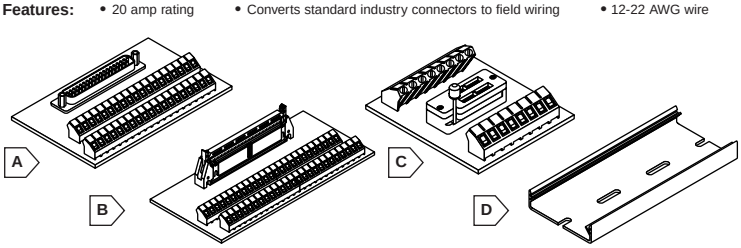

MOUSER STOCK NO.	Fig.	No. of Contacts	Description	Price Each			
				1	10	25	50
506-2M09DSM	A	9	D-sub connector module	16.20	14.43	13.63	12.12
506-2M15DSM	A	15	D-sub connector module	19.44	17.31	16.35	14.55
506-2M25DSM	A	25	D-sub connector module	23.97	21.35	20.16	18.50
506-2M37DSM	A	37	D-sub connector module	29.68	26.47	25.00	22.23
506-2M50DSM	A	50	D-sub connector module	50.78	45.25	42.73	37.71
506-2M10FC	B	10	Flat cable connector module	19.44	17.31	16.35	14.55
506-2M14FC	B	14	Flat cable connector module	21.87	19.48	18.40	16.37
506-2M16FC	B	16	Flat cable connector module	22.61	20.13	19.01	16.91
506-2M20FC	B	20	Flat cable connector module	25.68	22.88	21.61	19.23
506-2M26FC	B	26	Flat cable connector module	30.72	27.35	25.83	22.98
506-2M34FC	B	34	Flat cable connector module	37.74	33.61	31.75	28.25
506-2M40FC	B	40	Flat cable connector module	42.89	38.20	36.08	32.10
506-2M50FC	B	50	Flat cable connector module	52.04	46.36	43.78	38.96
506-2M60FC	B	60	Flat cable connector module	61.36	54.68	51.64	45.96
506-2M64FC	B	64	Flat cable connector module	63.53	56.60	53.45	47.57
506-2M16DPZ	C	16	ZIF dip socket module	23.89	21.29	20.11	17.57
506-2M24DPZ	C	24	ZIF dip socket module	30.72	27.35	25.83	22.98
506-2M40DPZ	C	40	ZIF dip socket module	45.08	40.15	37.92	33.75
506-2TK2-6	D	---	Mounting channel, 6"	1.09	1.02	.99	.96
506-2TK2-12	D	---	Mounting channel, 12"	1.94	1.82	1.76	1.70

COOPER Bussmann Circuit Components MAGNUM® PCB BARRIER TERMINAL BLOCKS

Specifications for Single Row:
- UL rated 250 volt @ 20 amps
- UL rated 94V-0 fire retardant thermoplastic bodies
- Operating temperature: -40°C to +150°C
- .375" spacing

Specifications for Double Row:
- Rating: 20 amp, 150V
- Breakdown voltage: 3600V
- Wiring: terminals will accept wire sizes through AWG #14
- Terminal screw size: #6-32
- Distance between barriers: 0.3"
- Molded material: UL 94V-0 thermoplastic
- Materials and finish: screws are steel, zinc plated. Terminals and accessories are tin plated brass
- Temperature rating: -40°C to +150°C

Low profile PC mount terminal strips
- **20 amp**
- **3/8 centers**

E62622 28145

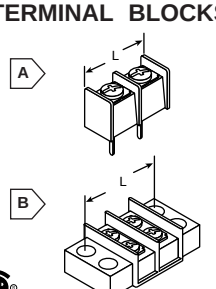

MOUSER STOCK NO.	Fig.	Position	L Dim. (In.)	Description	Price Each			
					1	10	100	500
504-LP2022-02	A	2	.75	Single row	.97	.81	.74	.66
504-LP2022-03	A	3	1.125	Single row	1.22	1.11	1.01	.90
504-LP2022-04	A	4	1.5	Single row	1.67	1.39	1.26	1.13
504-LP2022-05	A	5	1.875	Single row	2.00	1.67	1.52	1.35
504-LP2022-06	A	6	2.25	Single row	2.33	1.94	1.76	1.57
504-LP2022-07	A	7	2.625	Single row	2.74	2.28	2.07	1.85
504-LP2022-08	A	8	3	Single row	3.05	2.54	2.31	2.06
504-LP2022-09	A	9	3.375	Single row	3.42	2.85	2.59	2.31
504-LP2022-10	A	10	3.75	Single row	3.79	3.16	2.87	2.56
504-LP2022-11	A	11	4.125	Single row	4.10	3.42	3.11	2.78
504-LP2022-12	A	12	4.5	Single row	4.44	3.70	3.36	3.00
504-TB100-02	B	2	1.12	Double row	.82	.68	.62	.55
504-TB100-04	B	4	1.88	Double row	1.37	1.14	1.04	.93
504-TB100-06	B	6	2.62	Double row	2.02	1.68	1.53	1.37
504-TB100-08	B	8	3.38	Double row	2.66	2.22	2.02	1.80
504-TB100-10	B	10	4.12	Double row	3.31	2.76	2.51	2.24
504-TB100-12	B	12	4.88	Double row	4.03	3.36	3.05	2.72

Terminals

KEYSTONE ELECTRONICS CORP. PC QUICK-FIT TERMINALS

DIMENSIONS (IN.)

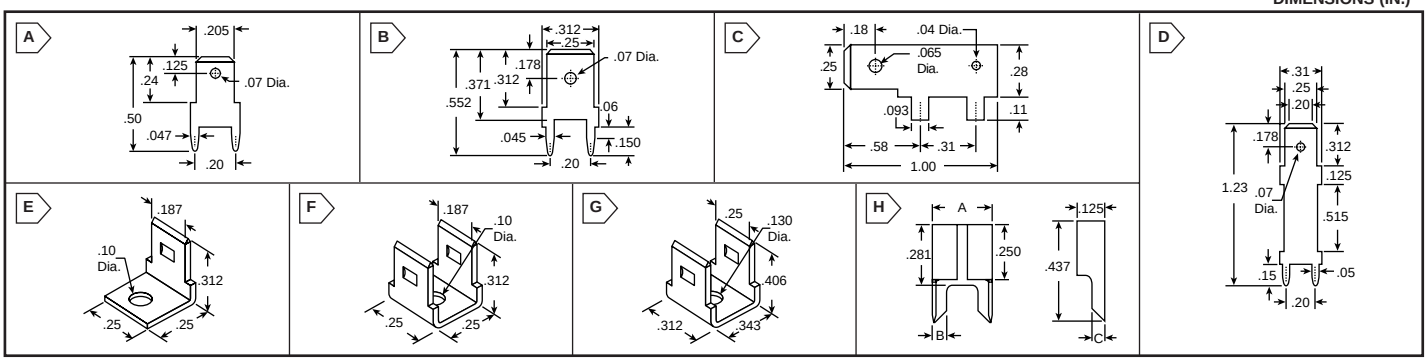

Specifications: • Material type: Brass • Material finish: Tin or bright

MOUSER STOCK NO.	Fig.	Tab Size (In.)	Description	Finish	Price Each 1	100	500
534-1286	A	.205	PCB straight terminal	Tin	.05	.049	.040
534-1287	B	.250	PCB straight terminal	Tin	.14	.057	.049
534-1265	C	.250	PCB right angle terminal	Tin	.29	.148	.129
534-1281	D	.250	PCB tall terminal	Tin	.18	.091	.078
534-1261	E	.187	Single tab rivet type terminal	Bright	.20	.098	.084

MOUSER STOCK NO.	Fig.	Tab Size (In.)	Description	Finish	Price Each 1	100	500
534-1262	F	.187	Dual tab rivet type terminal	Bright	.28	.140	.119
534-1257	G	.250	Dual tab rivet type terminal	Bright	.11	.056	.050
Female							
534-3525	H	.205	Dim.A: .271; Dim.B: .075; Dim.C: .060	Tin	.18	.090	.071
534-3528	H	.250	Dim.A: .291; Dim.B: .090; Dim.C: .050	Tin	.18	.090	.071

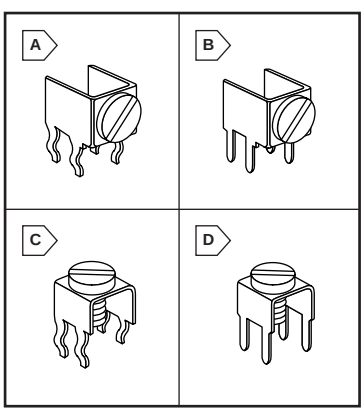

KEYSTONE ELECTRONICS CORP. PC MOUNT SCREW TYPE TERMINAL POST

Features:
- Current rating: 15A
- Terminal material: tin-plated brass
- Screw type: 6-32 x 1/4LG nickel-plated steel

Horizontal

MOUSER STOCK NO.	Fig.	Description	Price Each 1	100	500	1000
534-7692	A	Snap mount terminal, assembled	.41	.21	.19	.16
534-8190	B	Horizontal PC mount	.37	.19	.17	.13
534-7700	B	PC mount terminal assembled	.41	.21	.19	.16

Vertical

MOUSER STOCK NO.	Fig.	Description	Price Each 1	100	500	1000
534-7693	C	Snap mount terminal, assembled	.39	.20	.18	.15
534-8191	D	Vertical PC mount	.36	.18	.16	.097
534-7701	D	PC mount terminal, assembled	.39	.20	.18	.15

KEYSTONE ELECTRONICS CORP. PC BOARD DISCONNECT TAB

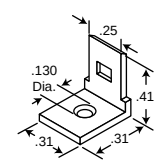

Features:
- Bright brass plate
- Mating tab portion designed to NEMA standards
- Terminal dimension: .250" x .03"

MOUSER STOCK NO.	Price Each 1	100	1000	5000
534-1256	.09	.057	.035	.032

KEYSTONE ELECTRONICS CORP. SCREW TYPE TERMINAL BOARDS

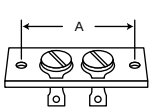

DIMENSIONS (IN.)

For quantities greater than listed, call for quote.

MOUSER STOCK NO.	No. of Terminals	Dim. A (In.)	Price Each 1	10	100
534-4187	1	.88	.37	.31	.28
534-4188	2	1.31	.56	.47	.40
534-4189	3	1.75	.77	.64	.55
534-4190	4	2.19	1.01	.84	.76
534-4191	5	2.63	1.25	1.04	.88

For quantities greater than listed, call for quote.

MOUSER STOCK NO.	No. of Terminals	Dim. A (In.)	Price Each 1	10	100
534-4192	6	3.06	1.45	1.21	1.09
534-4193	7	3.50	1.81	1.51	1.35
534-4194	8	3.94	2.00	1.67	1.53
534-4195	9	4.38	2.29	1.91	1.68
534-4196	10	4.81	2.53	2.11	1.88

SCREW TYPE TERMINAL BOARDS

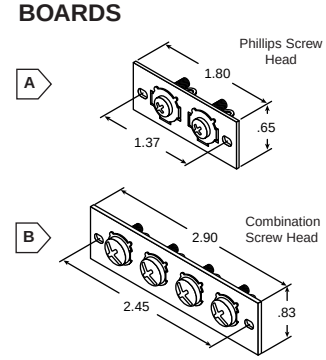

Black phenolic with hot - tinned brass terminals

MOUSER STOCK NO.	Fig.	No. of Term.	Price Each 1	10	100
15CA002	A	2	.38	.26	.25
15CA004	B	4	.56	.52	.46

FAHNESTOCK CLIPS

Features:
- Quick connect
- Quick disconnect
- Wire clip
- Battery clip
- Terminal/connector
- Nickel plated, spring brass

MOUSER STOCK NO.	Screw Size	W x L (In.)	Price Each 1	100	1000	5000
524-11-4030C	4	7/32 x 1/2	.24	.22	.162	.146
524-11-4034C	6	5/16 x 3/4	.21	.19	.139	.125

COMPRESSION TERMINAL

Printed circuit terminals. Ideal for speaker systems and other audio or low voltage applications. These terminal blocks firmly grasp stripped wire. Buttons are color coded black and red.

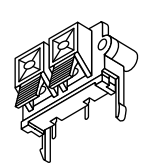

Features:
- PCB mount
- Contacts: tin plated
- ABS plastic

MOUSER STOCK NO.	Price Each 1	10	100	500
151-0300	.64	.49	.45	.41

PC MOUNT MALE QUICK DISCONNECTS

DIMENSIONS (IN.)

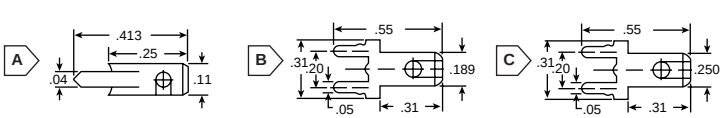

MOUSER STOCK NO.	Fig.	Size (Inches)	Price Each 1	100	1000	10000
153-1006	A	.11 x .03	.25	.13	.12	.110
153-1007	B	.189 x .03	.22	.11	.098	.081
153-1008	C	.250 x .03	.25	.13	.12	.110

NEW THIS ISSUE NEW THIS ISSUE NEW THIS ISSUE NEW THIS ISSUE NEW THIS ISSUE

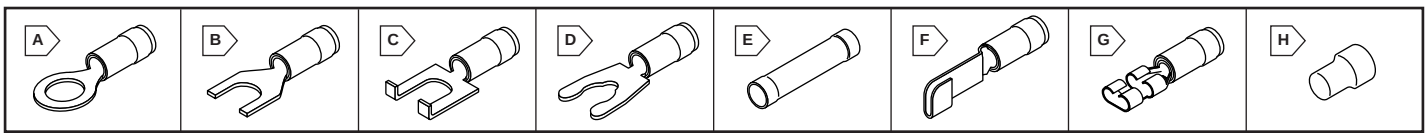

PIDG NYLON (PRE-INSULATED DIAMOND GRIP) TERMINALS

Designed for complete and uniform reliability in the most difficult circuit environments. These nylon terminals feature a tin plated brass body with a specially designed copper sleeve fitted over the terminal barrel to provide maximum circumferential insulation support to the wire.

Features:

- High dielectric strength
- High temperature rating
- Funnel ramp entry
- Copper support sleeve for insulation
- Temperature rated: 105°C

LR7189 MIL-T-7928

Ring Terminals

MOUSER STOCK NO.	Fig.	Color	Stud Size	Wire Size (AWG)	Price Each 1	100	500	1000
571-323912	A	Yellow	#2	26 - 22	.22	.196	.167	.124
571-323914	A	Yellow	#4	26 - 22	.23	.205	.175	.130
571-323915	A	Yellow	#6	26 - 22	.22	.196	.167	.124
571-323916	A	Yellow	#8	26 - 22	.27	.234	.199	.148
571-324075	A	Yellow	#10	26 - 22	.27	.234	.199	.148
571-328657	A	Red	#2	22 - 16	.22	.196	.167	.124
571-31880	A	Red	#4	22 - 16	.23	.205	.175	.130
571-36152	A	Red	#6	22 - 16	.23	.205	.175	.130
571-31890	A	Red	#8	22 - 16	.23	.205	.175	.130
571-36154	A	Red	#10	22 - 16	.23	.205	.175	.130
571-31894	A	Red	1/4”	22 - 16	.27	.234	.199	.148
571-31895	A	Red	5/16”	22 - 16	.27	.234	.199	.148
571-31897	A	Red	3/8”	22 - 16	.28	.242	.205	.154
571-320619	A	Blue	#6	16 - 14	.23	.205	.175	.130
571-320565	A	Blue	#8	16 - 14	.23	.205	.175	.130
571-36160	A	Blue	#10	16 - 14	.23	.205	.175	.130
571-321045	A	Blue	1/4”	16 - 14	.26	.231	.197	.146
571-328998	A	Blue	5/16”	16 - 14	.26	.231	.197	.146
571-328999	A	Blue	3/8”	16 - 14	.27	.234	.199	.148
571-35149	A	Yellow	#6	12 - 10	.29	.256	.217	.162
571-35108	A	Yellow	#8	12 - 10	.30	.258	.221	.166
571-35109	A	Yellow	#10	12 - 10	.30	.258	.221	.166
571-35110	A	Yellow	1/4"	12 - 10	.35	.281	.235	.177
571-35111	A	Yellow	5/16”	12 - 10	.35	.281	.235	.177
571-35112	A	Yellow	3/8"	12 - 10	.32	.260	.222	.165
571-35151	A	Yellow	1/2”	12 - 10	.36	.293	.245	.184

Spade Terminals

571-328394	B	Red	#2	22 - 16	.22	.196	.167	.124
571-327717	B	Red	#4	22 - 16	.27	.234	.199	.148
571-34541	B	Red	#6	22 - 16	.23	.205	.175	.130
571-32053	B	Red	#8	22 - 16	.23	.205	.175	.130
571-32054	B	Red	#10	22 - 16	.23	.205	.175	.130
571-35559	B	Blue	#6	16 - 14	.23	.205	.175	.130
571-32059	B	Blue	#8	16 - 14	.22	.196	.167	.124
571-321233	B	Blue	#8	16 - 14	.23	.205	.175	.130
571-32060	B	Blue	#10	16 - 14	.23	.205	.175	.130
571-32589	B	Yellow	#10	12 - 10	.30	.258	.221	.166

Flanged Spade Terminals

571-324608	C	Red	#2	22 - 16	.29	.256	.217	.162
571-32562	C	Red	#6	22 - 16	.24	.213	.181	.135
571-32498	C	Red	#8	22 - 16	.24	.213	.181	.135
571-320861	C	Blue	#6	16 - 14	.24	.213	.181	.135
571-320862	C	Blue	#8	16 - 14	.24	.213	.181	.135
571-320863	C	Blue	#10	16 - 14	.24	.213	.181	.135
571-325150	C	Yellow	#6	12 - 10	.64	.514	.432	.324
571-324015	C	Yellow	#10	12 - 10	.32	.260	.222	.165

Locking Spades

571-52927	D	Red	#4	22 - 16	.26	.231	.197	.146
571-52929	D	Red	#6	22 - 16	.26	.231	.197	.146
571-52930	D	Red	#8	22 - 16	.26	.231	.197	.146
571-52931	D	Red	#10	22 - 16	.37	.323	.275	.205
571-52935	D	Blue	#6	16 - 14	.26	.231	.197	.146
571-52936	D	Blue	#8	16 - 14	.26	.231	.197	.146
571-52937	D	Blue	#10	16 - 14	.26	.231	.197	.146
571-52941	D	Yellow	#6	12 - 10	.30	.258	.221	.166
571-52942	D	Yellow	#8	12 - 10	.51	.427	.356	.266
571-52943	D	Yellow	#10	12 - 10	.30	.258	.221	.166

Butt Splices

571-323994	E	Yellow	- - -	26 - 24	.54	.474	.402	.300
571-320559	E	Red	- - -	22 - 16	.81	.710	.603	.450
571-320562	E	Blue	- - -	16 - 14	.90	.720	.585	.450
571-320570	E	Yellow	- - -	12 - 10	1.36	1.10	.919	.689

Knife Disconnects

571-32446	F	Red	- - -	22 - 16	.44	.395	.321	.247
571-32448	F	Blue	- - -	16 - 14	.44	.395	.321	.247

PIDG NYLON (PRE-INSULATED DIAMOND GRIP) TERMINALS (cont.)

Faston Receptacles

MOUSER STOCK NO.	Fig.	Color	Size (In.)	Wire Size (AWG)	Price Each 1	100	500	1000
571-6409231	G	Red	.020x.110	22 - 18	.28	.242	.205	.154
571-6409291	G	Blue	.020x.110	16 - 14	.28	.242	.205	.154
571-428441	G	Yellow	.250	14 - 12	.40	.345	.295	.220
571-6409171	G	Red	.020x.187	22 - 18	.28	.242	.205	.154
571-6409111	G	Red	.250	22 - 18	.28	.242	.205	.154
571-6409151	G	Blue	.250	16 - 14	.28	.242	.205	.154
571-608941	G	Red	.110	22 - 18	.32	.260	.222	.165
571-6409191	G	Blue	.020x.187	16 - 14	.32	.260	.222	.165
571-6409091	G	Red	.020x.205	22 - 18	.28	.242	.205	.154
571-6409031	G	Red	.032x.250	22 - 18	.28	.242	.205	.154
571-6409051	G	Blue	.032x.250	16 - 14	.28	.242	.205	.154
571-6409071	G	Yellow	.032x.250	12 - 10	.35	.281	.235	.177

CLOSED END SPLICE, NYLON MOLDED

MOUSER STOCK NO.	Fig.	Color	Size (In.)	Wire Size (AWG)	Price Each 1	100	500	1000
571-35115	H	Transparent	1/4”	22 - 14	.14	.122	.104	.078
571-35653	H	Transparent	3/8”	22 - 10	.16	.141	.120	.089

PLASTI-GRIP VINYL PRE-INSULATED TERMINALS

Designed as inexpensive insulated terminals. These vinyl insulated terminals are tin-plated for corrosion resistance to salt spray and most chemical fumes.

Ring Terminals

MOUSER STOCK NO.	Fig.	Color	Stud Size	Wire Size (AWG)	Price Each 1	100	500	1000
571-34140	A	Red	#2	22 - 16	.17	.146	.124	.092
571-34141	A	Red	#4	22 - 16	.17	.146	.124	.092
571-34142	A	Red	#6	22 - 16	.17	.146	.124	.092
571-34148	A	Red	#8	22 - 16	.17	.146	.124	.092
571-34149	A	Red	#10	22 - 16	.17	.146	.124	.092
571-34150	A	Red	1/4”	22 - 16	.21	.176	.149	.111
571-34151	A	Red	5/16”	22 - 16	.21	.176	.149	.111
571-34152	A	Red	3/8”	22 - 16	.21	.176	.149	.111
571-34157	A	Blue	#4	16 - 14	.25	.216	.184	.137
571-34159	A	Blue	#6	16 - 14	.17	.146	.124	.092
571-34160	A	Blue	#8	16 - 14	.17	.146	.124	.092
571-34161	A	Blue	#10	16 - 14	.17	.146	.124	.092
571-34162	A	Blue	1/4”	16 - 14	.21	.176	.149	.111
571-34163	A	Blue	5/16”	16 - 14	.21	.176	.149	.111
571-34853	A	Yellow	#8	12 - 10	.23	.205	.175	.130
571-34854	A	Yellow	#10	12 - 10	.23	.205	.175	.130
571-34855	A	Yellow	1/4"	12 - 10	.26	.231	.197	.146
571-34856	A	Yellow	5/16”	12 - 10	.27	.234	.199	.148
571-34173	A	Yellow	3/8"	12 - 10	.26	.231	.197	.146

Spade Terminals

571-320665	B	Red	#6	22 - 16	.17	.146	.124	.092
571-34155	B	Red	#8	22 - 16	.17	.146	.124	.092
571-34156	B	Red	#10	22 - 16	.17	.146	.124	.092
571-322994	B	Blue	#6	16 - 14	.17	.146	.124	.092
571-34166	B	Blue	#8	16 - 14	.17	.146	.124	.092
571-34167	B	Blue	#10	16 - 14	.17	.146	.124	.092
571-35152	B	Yellow	#8	12 - 10	.29	.256	.217	.162
571-34176	B	Yellow	#10	12 - 10	.23	.205	.175	.130

Flanged Spade Terminals

571-322249	C	Red	#6	22 - 16	.19	.167	.142	.106
571-324169	C	Red	#8	22 - 16	.19	.167	.142	.106
571-328516	C	Red	#10	22 - 16	.39	.331	.281	.210
571-324165	C	Blue	#6	16 - 14	.19	.167	.142	.106

Locking Spade Terminals

571-52949	D	Red	#6	22 - 16	.21	.176	.149	.111
571-52950	D	Red	#8	22 - 16	.25	.216	.184	.137
571-52951	D	Red	#10	22 - 16	.32	.260	.222	.165
571-52955	D	Blue	#6	16 - 14	.21	.176	.149	.111
571-52956	D	Blue	#8	16 - 14	.24	.213	.181	.135
571-52957	D	Blue	#10	16 - 14	.21	.176	.149	.111

Butt Splices

571-34070	E	Red	- - -	22 - 16	.21	.176	.149	.111
571-34071	E	Blue	- - -	16 - 14	.21	.176	.149	.111
571-34072	E	Yellow	- - -	12 - 10	.34	.299	.254	.189

NEW THIS ISSUE NEW THIS ISSUE NEW THIS ISSUE NEW THIS ISSUE NEW THIS ISSUE

Terminals, Tools, and Connector Kits

AMP SOLISTRAND UNINSULATED TERMINALS

These terminals are designed to terminate solid and stranded, irregular shaped conductors while retaining performance characteristics of single purpose terminals and splices. Terminals are tin plated for corrosion resistance.

NEW THIS ISSUE

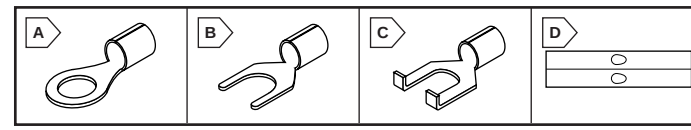

Ring Terminals

For quantities greater than listed, call for quote.

MOUSER STOCK NO.	Fig.	Stud Size	Wire Size (AWG)	Price Each 1	100	500	1000
571-34104	A	#4	22 - 16	.12	.108	.092	.069
571-34105	A	#6	22 - 16	.11	.098	.083	.062
571-34108	A	#8	22 - 16	.11	.098	.083	.062
571-34109	A	#10	22 - 16	.11	.098	.083	.062
571-34113	A	1/4"	22 - 16	.13	.115	.099	.073
571-34114	A	5/16"	22 - 16	.13	.115	.099	.073
571-34115	A	3/8"	22 - 16	.14	.122	.104	.078
571-34120	A	#6	16 - 14	.11	.098	.083	.062
571-34122	A	#8	16 - 14	.11	.098	.083	.062
571-34123	A	#10	16 - 14	.11	.098	.083	.062
571-34124	A	1/4"	16 - 14	.13	.115	.099	.073
571-34125	A	5/16"	16 - 14	.13	.115	.099	.073
571-34126	A	3/8"	16 - 14	.17	.146	.124	.092
571-35476	A	#6	12 - 10	.17	.146	.124	.092
571-32994	A	#8	12 - 10	.16	.141	.120	.089
571-33457	A	#10	12 - 10	.17	.146	.124	.092
571-33458	A	1/4"	12 - 10	.18	.162	.138	.102
571-33459	A	5/16"	12 - 10	.19	.167	.142	.106
571-33220	A	3/8"	12 - 10	.19	.167	.142	.106

Spade Terminals

For quantities greater than listed, call for quote.

MOUSER STOCK NO.	Fig.	Stud Size	Wire Size (AWG)	Price Each 1	100	500	1000
571-535551	B	#2	22 - 16	.18	.162	.138	.102
571-323127	B	#6	22 - 16	.11	.098	.083	.062
571-34117	B	#8	22 - 16	.11	.098	.083	.062
571-34118	B	#10	22 - 16	.11	.098	.083	.062
571-322451	B	#6	12 - 10	.22	.196	.167	.124
571-32995	B	#8	12 - 10	.16	.141	.120	.089
571-35495	B	#10	12 - 10	.24	.213	.181	.135

Flanged Spade

For quantities greater than listed, call for quote.

571-324605	C	#2	22 - 16	.12	.108	.092	.069
571-320749	C	#6	22 - 16	.12	.108	.092	.069
571-320856	C	#8	16 - 14	.12	.108	.092	.069

Butt Splices

For quantities greater than listed, call for quote.

571-31818	D	- - -	22 - 16	.16	.141	.120	.089
571-31819	D	- - -	16 - 14	.16	.141	.120	.089
571-32151	D	- - -	12 - 10	.23	.205	.175	.130

AMP CRIMP TOOLS FOR SOLDERLESS TERMINALS

Heavy duty or small task tool designed with crimper, cutter, and stripper all in one.

MOUSER STOCK NO.	Fig.	Crimp Terminal Size: Insulated Terminal Sizes	Crimp Terminal Size: Non-Insulated Terminal Sizes	Price Each
571-6018841	A	22-10	24-14	47.17

MOUSER STOCK NO.	Fig.	Crimps Wire AWG	Description	Price Each
571-605144-1	B	22 - 10	Super Champ IV crimp tool	24.90
571-66018814	C	22 - 10	Super Champ crimp tool	12.45
571-3549401	D	- - -	Procrimper II without dies	63.75
571-584231	--	- - -	Die set for Procrimper II	35.25

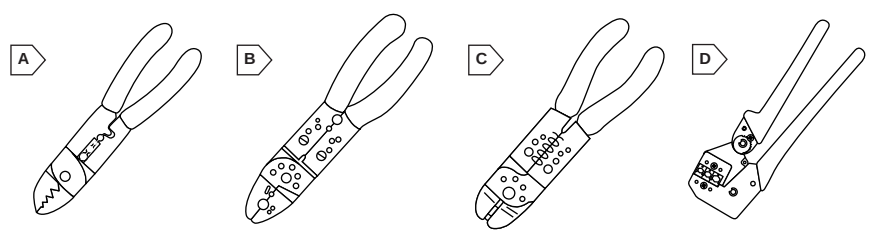

Crimping tool with bolt cutter

Crimps both insulated and non-insulated terminals

Crimps insulated terminals only

Crimps all terminals

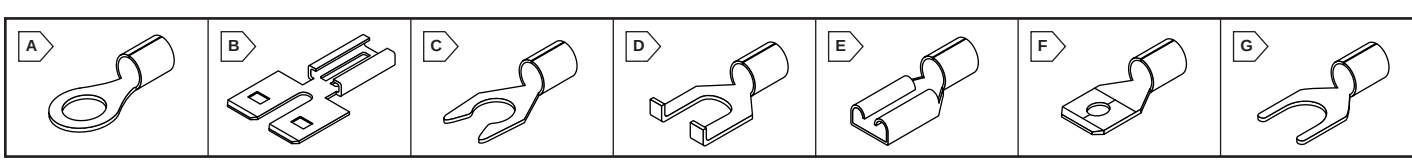

SOLDERLESS TERMINALS

Ring Terminals Non-Insulated

For quantities greater than listed, call for quote.

MOUSER STOCK NO.	Fig.	Stud Size	Wire Size (AWG)	Price Each 1	100	1000	5000
159-2222	A	#4	22 - 16	.08	.049	.042	.033
159-2223	A	#6	22 - 16	.08	.049	.042	.033
159-2224	A	#8	22 - 16	.08	.049	.042	.033
159-2227	A	#10	22 - 16	.08	.051	.045	.033
159-2229	A	1/4"	22 - 16	.08	.051	.045	.033
159-2231	A	5/16"	22 - 16	.08	.051	.045	.033
159-1627	A	#4	16 - 14	.09	.058	.048	.035
159-1629	A	#6	16 - 14	.09	.058	.048	.035
159-1631	A	#8	16 - 14	.09	.058	.048	.035
159-1632	A	#10	16 - 14	.09	.058	.048	.035
159-1633	A	1/4"	16 - 14	.14	.084	.071	.056
159-1634	A	5/16"	16 - 14	.14	.084	.071	.056
159-1216	A	#6	12 - 10	.14	.088	.076	.060
159-1217	A	#8	12 - 10	.17	.10	.088	.070
159-1218	A	#10	12 - 10	.17	.10	.088	.070
159-1219	A	1/4"	12 - 10	.24	.132	.113	.088
159-1220	A	5/16"	12 - 10	.24	.132	.113	.088
159-1221	A	3/8"	12 - 10	.24	.132	.113	.088

Double Male/Female Adaptor

159-1226	B	.250 x .032	- - - - - -	.17	.109	.092	.074

Locking Spade Terminals Non-Insulated

159-2241	C	#6	22 - 16	.08	.049	.042	.033
159-2242	C	#8	22 - 16	.08	.049	.042	.033
159-2243	C	#10	22 - 16	.08	.059	.050	.039
159-1644	C	#6	16 - 14	.08	.059	.050	.039
159-1645	C	#8	16 - 14	.08	.059	.050	.039
159-1646	C	#10	16 - 14	.08	.059	.050	.039

Flange Spade Terminals Non-Insulated

For quantities greater than listed, call for quote.

MOUSER STOCK NO.	Fig.	Stud Size	Wire Size (AWG)	Price Each 1	100	1000	5000
159-2244	D	#6	22 - 16	.08	.049	.042	.033
159-2245	D	#8	22 - 16	.08	.049	.042	.033
159-2246	D	#10	22 - 16	.08	.051	.045	.034
159-1647	D	#6	16 - 14	.08	.051	.045	.034
159-1648	D	#8	16 - 14	.08	.051	.045	.034
159-1649	D	#10	16 - 14	.08	.051	.045	.034

Disconnects Non-Insulated

159-2235	E	.110 x .020	22 - 16	.05	.028	.024	.020
159-2237	E	.187 x .020	22 - 16	.07	.040	.034	.027
159-2239A	E	.205 x .020	22 - 16	.07	.040	.034	.027
159-2240	E	.250 x .032	22 - 16	.10	.060	.052	.041
159-1640	E	.110 x .020	16 - 14	.05	.028	.024	.020
159-1641	E	.187 x .020	16 - 14	.07	.040	.035	.027
159-1642	E	.205 x .020	16 - 14	.07	.040	.035	.027
159-1643	E	.250 x .032	16 - 14	.10	.060	.052	.041
159-1224	E	.250 x .048	12 - 10	.10	.061	.052	.041
159-2247	F	.250 x .032	22 - 16	.07	.040	.034	.027
159-1650	F	.250 x .032	16 - 14	.07	.040	.034	.027
159-1225	F	.250 x .032	12 - 10	.10	.064	.055	.044

Spade Terminals Non-Insulated

159-2232	G	#6	22 - 16	.08	.049	.042	.033
159-2233	G	#8	22 - 16	.08	.049	.042	.033
159-2234	G	#10	22 - 16	.09	.058	.050	.039
159-1635	G	#6	16 - 14	.09	.058	.050	.039
159-1637	G	#8	16 - 14	.09	.058	.050	.039
159-1639	G	#10	16 - 14	.09	.058	.050	.039
159-1222	G	#8	12 - 10	.15	.095	.081	.060
159-1223	G	#10	12 - 10	.15	.095	.081	.060

Solderless Connector Kit
(Non-Insulated)

Features:
- 18 different connectors
- Fully assembled and keyed for easy use

MOUSER STOCK NO.	No. of Pieces	Price Each
370-159-2	180	14.95

Contains 10 each per kit of the following:

Fig.	Description
A	3/8" 12-10 ring, #6 12-10 ring #8 16-14 ring, 1/4" 22-16 ring #6 22-16 ring
G	#10 12-10 spade #8 16-14 spade #6 22-16 spade
C	#10 16-14 locking spade #6 16-14 locking spade #10 22-16 locking spade #6 22-16 locking spade
D	#8 16-14 flanged spade #8 22-16 flanged spade
E	.250x.032 16-14 female disconnect .250x.032 22-16 female disconnect
F	.250x.032 16-14 male disconnect .250x.032 22-16 male disconnect

Insulated Terminals and Connectors

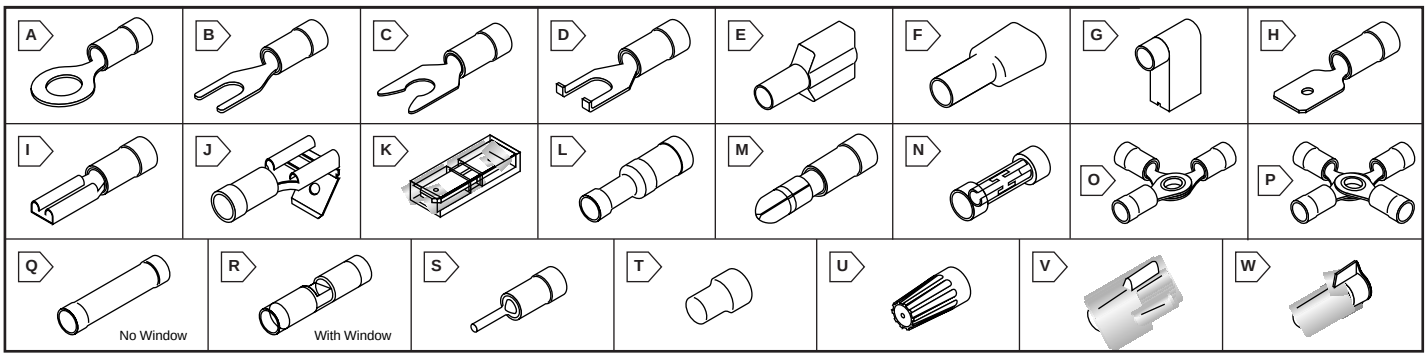

Ring Terminals Vinyl Insulated

MOUSER STOCK NO.	Fig.	Color	Stud Size	Wire Size (AWG)	Price Each 1	100	1000	5000
159-2201	A	Red	1/4"	22-16	.15	.095	.081	Call For Quote
159-2202	A	Red	5/16"	22-16	.15	.095	.081	
159-2204	A	Red	#4	22-16	.12	.07	.061	
159-2206	A	Red	#6	22-16	.12	.07	.061	
159-2208	A	Red	#8	22-16	.12	.07	.061	
159-2210	A	Red	#10	22-16	.12	.07	.061	
159-1601	A	Blue	#4	16-14	.11	.067	.056	Call For Quote
159-1602	A	Blue	1/4"	16-14	.16	.099	.085	
159-1603	A	Blue	5/16"	16-14	.16	.099	.085	
159-1606	A	Blue	#6	16-14	.12	.07	.061	
159-1608	A	Blue	#8	16-14	.12	.07	.061	
159-1610	A	Blue	#10	16-14	.12	.07	.061	
159-1201	A	Yellow	#6	12-10	.16	.099	.085	
159-1202	A	Yellow	#8	12-10	.18	.12	.099	
159-1203	A	Yellow	#10	12-10	.18	.12	.099	
159-1204	A	Yellow	1/4"	12-10	.25	.16	.138	
159-1205	A	Yellow	5/16"	12-10	.29	.172	.15	
159-1206	A	Yellow	3/8"	12-10	.29	.172	.15	

Spade Terminals Vinyl Insulated

159-2226	B	Red	#6	22-16	.12	.07	.061	Call For Quote
159-2228	B	Red	#8	22-16	.12	.07	.061	
159-2220	B	Red	#10	22-16	.12	.07	.061	
159-1626	B	Blue	#6	16-14	.12	.07	.061	
159-1628	B	Blue	#8	16-14	.12	.07	.061	
159-1620	B	Blue	#10	16-14	.12	.07	.061	
159-1207	B	Yellow	#8	12-10	.18	.12	.099	
159-1208	B	Yellow	#10	12-10	.18	.12	.099	

Locking Spade Terminals Vinyl Insulated

159-2203	C	Red	#6	22-16	.12	.07	.061	Call For Quote
159-2207	C	Red	#8	22-16	.12	.07	.061	
159-2209	C	Red	#10	22-16	.12	.07	.061	
159-1605	C	Blue	#6	16-14	.13	.08	.064	
159-1607	C	Blue	#8	16-14	.13	.08	.064	
159-1609	C	Blue	#10	16-14	.13	.08	.064	

Flanged Spade Terminals Vinyl Insulated

159-2236	D	Red	#6	22-16	.12	.07	.061	Call For Quote
159-2238	D	Red	#8	22-16	.12	.07	.061	
159-2230	D	Red	#10	22-16	.12	.07	.061	
159-1636	D	Blue	#6	16-14	.12	.07	.061	
159-1638	D	Blue	#8	16-14	.12	.07	.061	
159-1630	D	Blue	#10	16-14	.12	.07	.061	

Couplers (Male) Nylon Insulated

MOUSER STOCK NO.	Fig.	Color	Wire Size (AWG)	Tab Width (In.)	Price Each 1	100	1000	5000
159-3251	E	Red	22-16	.250x.032	.21	.17	.15	Call
159-7251	E	Blue	16-14	.250x.032	.21	.17	.15	

Couplers (Female) Vinyl Insulated

159-2215	F	Red	22-16	.250x.032	.15	.095	.081	Call
159-1618	F	Blue	16-14	.250x.032	.15	.095	.081	

Couplers (Female) Nylon Insulated

159-3250	F	Red	22-16	.250x.032	.21	.17	.15	Call
159-7250	F	Blue	16-14	.250x.032	.21	.17	.15	

Flag Disconnects (Female) Nylon Insulated

159-2225	G	Red	22-16	.250x.032	.21	.17	.15	Call
159-1625	G	Blue	16-14	.250x.032	.21	.17	.15	

Disconnects Vinyl Insulated

MOUSER STOCK NO.	Fig.	Color	Size (In.)	Wire Size (AWG)	Price Each 1	100	1000	5000
159-2250	H	Red	.250x.032	22-16	.12	.07	.061	Call For Quote
159-6250	H	Blue	.250x.032	16-14	.12	.07	.061	
159-1210	H	Yellow	.250x.032	22-10	.13	.08	.064	
159-2211	I	Red	.11x.020	22-16	.12	.07	.061	
159-2187	I	Red	.187x.020	22-16	.12	.07	.061	
159-2205	I	Red	.20x.020	22-16	.12	.07	.061	
159-2251	I	Red	.250x.032	22-16	.12	.07	.061	

✻ Insulated Terminals and Connectors are UL and CSA approved, except where indicated with an asterisk, which is UL approved.

Solderless Connector Kit (Insulated)

Features:

- 18 different connectors
- Fully assembled and keyed for easy use

AA

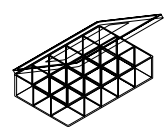

BB

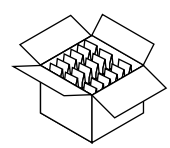

MOUSER STOCK NO.	Fig.	No. of Pieces	Price Each
370-159-1	AA	180	14.95
370-159-1C	BB	1800	129.95

370-159-1 contains 10 each per kit
370-159-1C contains 100 each per kit of the following:

Fig.	Description
A	#6 16-22 red ring #8 14-16 blue ring #10 16-22 red ring
B	#6 16-22 red spade #8 14-16 blue spade #10 16-22 red spade
D	#6 16-22 red flanged spade #8 14-16 blue flanged spade #10 16-22 red flanged spade
E	1/4" 16-22 red Nylon male coupler
F	1/4" 16-22 red nylon Female coupler
G	1/4" 14-16 blue nylon Female flag disconnect
H	1/4" 14-16 blue Male disconnect
I	1/4" 14-16 blue Female disconnect
L	.156" 16-22 red Female bullet
M	.156" 16-22 red Male bullet
Q	16-22 red butt connector 14-16 blue butt connector

Disconnects Vinyl Insulated (continued)

MOUSER STOCK NO.	Fig.	Color	Stud Size	Wire Size (AWG)	Price Each 1	100	1000	5000
159-1604	I	Blue	.110x.020	16-14	.10	.085	.067	Call For Quote
159-6187	I	Blue	.187x.020	16-14	.12	.07	.061	
159-6205	I	Blue	.20x.020	16-14	.12	.07	.061	
159-6251	I	Blue	.250x.032	16-14	.12	.07	.061	
159-1209	I	Yellow	.250x.032	12-10	.14	.10	.085	
159-2212	J	Red	.250x.032	22-16	.17	.09	.078	
159-1611	J	Blue	.250x.032	16-14	.18	.12	.099	

Adaptor- Male to Male Disconnect Vinyl Insulated

159-1502	K	Clear	.250x.032	- - - - -	.26	.16	.138	Call

Bullet Connectors Vinyl Insulated

159-2156	L	Red	.157	22-16	.14	.10	.085	Call For Quote
159-3156	M	Red	.157	22-16	.12	.07	.061	
159-1612	L	Blue	.157	16-14	.17	.090	.078	
159-1613	L	Blue	.195	16-14	.15	.095	.081	
159-1615	M	Blue	.157	16-14	.11	.067	.056	
159-1616	M	Blue	.195	16-14	.12	.07	.061	

Adaptor- Bullet to Bullet Connector (Female) Vinyl Insulated

159-1501	N	Yellow	.156	- - - - -	.23	.138	.126	Call

3 and 4-Way Connectors Vinyl Insulated

159-2217	O	Red	- - - - -	22-16	.62	.39	.33	Call For Quote
159-1212	O	Yellow	- - - - -	12-10	1.09	.678	.575	
159-2219	P	Red	- - - - -	22-16	.71	.45	.38	
159-1623	P	Blue	- - - - -	16-14	.71	.45	.38	
159-1214	P	Yellow	- - - - -	12-10	1.31	.805	.69	

Butt Connectors Vinyl Insulated

159-1622	Q	Red	- - - - -	22-16	.12	.07	.061	Call For Quote
159-1614	Q	Blue	- - - - -	16-14	.12	.07	.061	
159-1213	Q	Yellow	- - - - -	12-10	.22	.138	.115	
159-1651	R	Blue	- - - - -	16-14	.58	.36	.30	
159-1227	R	Yellow	- - - - -	12-10	.77	.48	.403	
159-2252	R	Red	- - - - -	12-16	.57	.356	.300	

Pin Terminals Vinyl Insulated

159-2213	S	Red	.074	22-16	.13	.08	.064	Call For Quote
159-1617	S	Blue	.074	16-14	.13	.08	.064	
159-1211	S	Yellow	.110	12-10	.28	.173	.15	

Closed End Terminals Vinyl Insulated

† 2x18 AWG or 1x8 AWG

159-1801	T	- - - - -	- - - - -	12-10	.24	.15	.126	Call
159-1802	T	- - - - -	- - - - -	18-8†	.26	.16	.138	

Wire Nuts

159-2216	U	Gray	- - - - -	22-16	.12	.07	.061	Call For Quote
159-2214	U	Orange	- - - - -	22-14	.12	.07	.061	
159-1803	U	Yellow	- - - - -	18-12	.15	.095	.081	
159-1804	U	Red	- - - - -	18-10	.19	.115	.10	

3M Hyflex Insulated Electrical Spring Connector

MOUSER STOCK NO.	Fig.	Color	Min. and Max. Wire Sizes	Price Each 1	100	500	1000
✻ 517-212	V	Tan	1 #15 to 1 #22, 3 #12, 4 #14 AWG	.09	.083	.078	Call

3M Ranger Nylon Insulated Electrical Spring Connector

517-312	W	Yellow	5-7 #22 AWG, 3-6 #20 AWG, 2-6 #18 or 16 AWG, 1-4 #14 AWG, 1-3 #12 AWG	.09	.083	.078	Call For Quote
517-512	W	Red	2-10 #18 AWG, 1-6 #14 AWG, 1-5 #12 AWG, 1-3 #10 AWG, 1-2 #8 AWG, 1 #6 AWG	.12	.07	.061	

Varistors

METAL OXIDE VARISTORS VE SERIES

Applications:

- Transient suppression in automotive environments (such as ignition pulses, alternator field, mutual harness coupling, inductive load switching fan, heater and booster starts)
- Consumer appliances connected to 110 or 220 VAC lines
- Protection of expensive semiconductor components
- Protection of industrial equipment and motors endangered by AC line transients (computers, traffic controls, ground fault interrupters, etc.)
- Protection of equipment connected to telephone or signal lines, such as railroad and communications equipment, security and fire alarm systems
- Voltage regulation and ARC suppression across relay contacts
- Additional uses are found in instrumentation to protect input terminals from encountering destructive high voltages

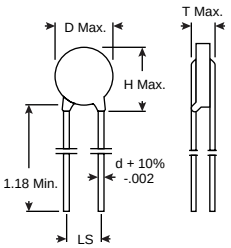

Features:

- Superior response time of less than 25 ns
- Maximum clamping voltage up to 1350 V
- Superior clamping characteristics
- Three different case sizes
- Voltage range from 48 through 510 VRMS
- Polycrystaline zinc oxide dielectric
- Standardized lead spacings

✻ File No. E84108 (S)

DIMENSIONS (IN.)

Size	D Max (In.)	H Max (In.)	d (In.)	LS (In.)	T Max (In.)
A	.354	.472	.024	.200	.177
C	.669	.787	.031	.300	.197
D	.945	1.060	.031	.300	.197

For quantities greater than listed, call for quote.

	MOUSER STOCK NO.	Maximum Operating Voltage (Vrms)	Maximum Clamping Voltage (8 x 20µs)		Energy (Joules) (10 x 1000µs) Number of Surges		Permissible Peak Current (8 x 20µs)	Typical Capacitance f = 1k Hz	Typical Power	Case Size	Price Each			
			Vp (V)	Ip(A)	1	10	2 Surges	pF	Watts		1	100	500	1000
	581-VZA048XX	48	135	10	4	1.6	600	530	0.2	A	**.31**	**.24**	**.20**	**.174**
	581-VZA075XX	75	200	10	6	1.8	600	400	0.2	A	**.32**	**.24**	**.20**	**.176**
✻	**581-VZA130XX**	130	340	10	11	4	600	250	0.2	A	**.36**	**.27**	**.23**	**.19**
	581-VZC130XX	130	340	50	38	25	2500	1000	0.6	C	**.72**	**.55**	**.46**	**.39**
	581-VZD130XX	130	340	100	70	46	4000	2500	0.8	D	**1.24**	**.94**	**.79**	**.693**
	581-VZA150XX	150	400	10	13	4.1	600	220	0.2	A	**.29**	**.22**	**.19**	**.164**
✻	**581-VZC150XX**	150	400	50	45	30	2500	850	0.6	C	**.72**	**.55**	**.46**	**.39**
✻	**581-VZD150XX**	150	400	100	80	56	4000	2000	0.8	D	**1.20**	**.93**	**.78**	**.66**
✻	**581-VZA250XX**	250	645	10	21	7.3	600	130	0.2	A	**.42**	**.32**	**.27**	**.23**
✻	**581-VZC250XX**	250	645	50	72	39	2500	500	0.6	C	**.70**	**.53**	**.45**	**.391**
✻	**581-VZA275XX**	275	710	10	23	7.4	600	120	0.2	A	**.32**	**.24**	**.20**	**.176**
	581-VZC275XX	275	710	50	75	40	2500	450	0.6	C	**.71**	**.54**	**.45**	**.396**
	581-VZD275XX	275	710	100	140	105	4000	1200	0.8	D	**1.49**	**1.13**	**.95**	**.832**
	581-VZD510XX	510	1350	100	200	150	4000	550	0.8	D	**1.79**	**1.36**	**1.14**	**1.00**

METAL OXIDE VARISTOR KIT

Contains:

3 each, VZA Series: 48, 130, 150 (Vrms)
3 each, VZC Series: 130, 150 (Vrms)
2 each, VZC Series: 250 (Vrms)
2 each, VZD Series: 130, 150,2 75, 510 (Vrms)

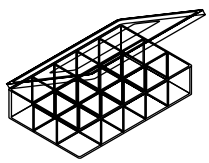

MOUSER STOCK NO.	Price Each
370-MOV-1	**32.95**

METAL OXIDE VARISTORS LA SERIES

Harris varistors are voltage dependent, symmetrical, metal-oxide semiconductor devices. Their characteristics enable them to protect against high transient voltage spikes (when properly selected) to meet anticipated loads. When the protected equipment or circuit encounters high voltage spikes, the varistor impedance changes from a very high standby value to a very low conducting value, thus clamping the transient voltage to a protective level. The excess energy of the incoming high voltage pulse is absorbed by the Harris varistor, protecting voltage sensitive components against damage.

DIMENSIONS: mm (IN.)

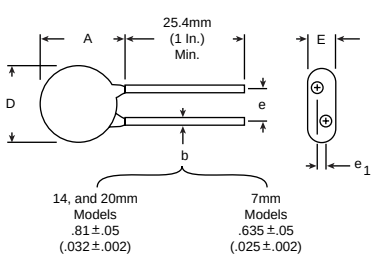

Features:

- Wide voltage / energy range
- Excellent clamp ratio
- Fast response time
- Low standby power
- No follow-on current
- Radial package
- Line voltage operation
- UL recognized

Outline Dimensions

Symbol	Varistor Model	
	V130LA V320LA	V480LA V575LA
e_1 + 1mm - (.039)	2.5 (.098)	4.0 (.157)
E(max)	5.6 (.220)	7.3 (.287)

Dimensions: mm (In.)			
Symbol	Varistor Model Size		
	7mm	14mm	20mm
A (max)	11.7 (0.461)	18.9 (0.744)	25.5 (1.01)
D (max)	8.7 (0.343)	16.4 (0.646)	22.5 (0.886)
e + 1mm - (.039)	5.0 (0.197)	7.5 (0.296)	7.5 (0.296)
Typical Weight (grams)	0.5	2	3

For quantities greater than listed, call for quote.

GE Number	MOUSER STOCK NO.	Size Disc Dia. (mm)	Device Marking	Maximum Ratings (25°C)				Characteristics					Typical Capacitance @ f=1MHz (pF)	Price Each			
				Continuous		Transient		VNOM Varistor Peak Voltage			Max. Clamping Voltage VC @ Test Current (8x20µs)						
				RMS Voltage	DC Voltage	Energy (10/1000µs)	Peak Cur (8/20µs)	Min.	Max @ IMA DC	Max @ IMA AC	Vc	Ip		1	100	500	1000
				Volts	Volts	Joules	Amps	Volts	Volts	Volts	Volts	Volts					
V130LA1	**570-V130LA1**	7	1301	130	175	7	800	184	255	273	390	10	180	**.38**	**.35**	**.32**	**.30**
V130LA2	**570-V130LA2**	7	1302	130	175	10	1200	184	232	254	340	10	180	**.42**	**.39**	**.36**	**.33**
V130LA10A	**570-V130LA10A**	14	130L10	130	175	35	4500	184	232	254	340	50	1000	**.70**	**.64**	**.59**	**.55**
V130LA20A	**570-V130LA20A**	20	130L20	130	175	70	6500	184	232	254	340	100	1900	**.93**	**.86**	**.79**	**.73**
V130LA20B	**570-V130LA20B**	20	130L20B	130	175	70	6500	184	220	238	325	100	1900	**.96**	**.88**	**.81**	**.76**
V150LA1	**570-V150LA1**	7	1501	150	200	8	800	212	284	301	430	10	150	**.42**	**.39**	**.36**	**.33**
V150LA2	**570-V150LA2**	7	1502	150	200	11	1200	212	268	282	395	10	150	**.42**	**.39**	**.36**	**.33**
V150LA10A	**570-V150LA10A**	14	150L10	150	200	40	4500	212	268	282	395	50	800	**.70**	**.64**	**.59**	**.55**
V150LA20A	**570-V150LA20A**	20	150L20	150	200	80	6500	212	268	282	395	100	1600	**.93**	**.86**	**.79**	**.73**
V150LA20B	**570-V150LA20B**	20	150L20B	150	200	80	6500	212	243	255	360	100	1600	**.96**	**.88**	**.81**	**.76**
V250LA2	**570-V250LA2**	7	2502	250	330	12	800	354	453	509	730	10	110	**.46**	**.42**	**.39**	**.36**
V250LA4	**570-V250LA4**	7	2504	250	330	17	1200	354	429	472	650	10	110	**.46**	**.42**	**.39**	**.36**
V250LA20A	**570-V250LA20A**	14	250L20	250	330	70	4500	354	429	472	650	50	500	**.70**	**.64**	**.59**	**.55**
V250LA40A	**570-V250LA40A**	20	250L40	250	330	130	6500	354	429	472	650	100	1000	**.93**	**.86**	**.79**	**.73**
V275LA2	**570-V275LA2**	7	2752	275	369	14	800	389	515	579	775	10	100	**.46**	**.42**	**.39**	**.36**
V275LA4	**570-V275LA4**	7	2754	275	369	20	1200	389	473	522	710	10	100	**.46**	**.42**	**.39**	**.36**
V275LA20A	**570-V275LA20A**	14	275L20	275	369	75	4500	389	473	522	710	50	450	**.70**	**.64**	**.59**	**.55**
V275LA40A	**570-V275LA40A**	20	275L40	275	369	140	6500	389	473	522	710	100	900	**.93**	**.86**	**.79**	**.73**
V275LA40B	**570-V275LA40B**	20	275L40B	275	369	140	6500	389	473	495	680	100	900	**.96**	**.88**	**.81**	**.76**
V300LA4	**570-V300LA4**	7	3004	300	405	22	1000	420	517	579	775	10	90	**.51**	**.47**	**.43**	**.40**
V320LA20A	**570-V320LA20A**	14	320L20	320	420	90	4500	462	565	635	850	50	380	**.87**	**.80**	**.74**	**.69**
V320LA40B	**570-V320LA40B**	20	320L40	320	420	160	6500	462	540	580	810	100	750	**1.12**	**1.03**	**.95**	**.88**
V480LA40A	**570-V480LA40A**	14	480L40	480	640	105	4500	670	825	914	1240	50	450	**1.00**	**.92**	**.85**	**.78**
V480LA80B	**570-V480LA80B**	20	480L80	480	640	180	6500	670	790	878	1160	100	900	**1.36**	**1.25**	**1.15**	**1.06**
V575LA40A	**570-V575LA40A**	14	575L40	575	730	120	4500	805	1000	1060	1500	50	370	**1.36**	**1.25**	**1.15**	**1.06**
V575LA80B	**570-V575LA80B**	20	575L80	575	730	220	6500	805	960	1010	1410	100	750	**1.86**	**1.71**	**1.57**	**1.46**

METAL OXIDE VARISTORS

Dimensions (mm)		Series 5mm	7mm	10mm
D (max)		7.5	9.0	14.0
L.S.		5.0	5.0	7.5
H (max)	50V - 175V	10.0	12.0	16.5
	230V - 625V	10.0	12.0	17.0
T (max)	50V	3.5	4.2	4.3
	60V - 300V	6.0	6.0	6.5
	385V - 625V	- - -	- - -	8.5

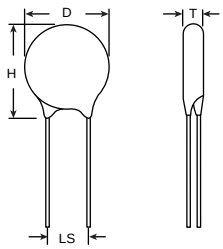

Features:
- Fast response time
- Low leakage current
- Wide voltage and energy ratio
- Low standby power and no follow-on current
- High performance in surge current handling capability
- High performance in clamping voltage characteristics

Applications:
- IC diode, transistor thyristor, triac, and other semiconductor protection
- Suppression on main-borne transients in consumer electronics and industrial electronics
- Suppression of internally-generated spikes in electronics circuit
- Surge protection in communication, measuring, and controller electronics
- Surge protection in home appliances
- Relay surge absorption

5mm / .1Watt

For quantities greater than listed, call for quote.

MOUSER STOCK NO.	Maximum Operating Voltage AC	DC	Energy Joules (2ms)	Varistor Voltage V @ 0.1mA	Max. Clamping Voltage V @ 5A	Surge Current (A)	Price Each 1	100	500
1490-82V05	50	65	1.7	82	145	200	.43	.31	.24
1490-100V05	60	85	2.0	100	175	200	.43	.31	.24
1490-120V05	75	100	2.5	120	210	200	.43	.31	.24
1490-150-05	95	125	3.0	150	260	200	.43	.31	.24
1490-200V05	130	170	4.0	200	355	200	.43	.31	.24
1490-220V05	140	180	4.5	220	380	200	.43	.31	.24
1490-240V05	150	200	5.0	240	415	200	.43	.31	.24
1490-270V05	175	225	6.0	270	475	200	.43	.31	.24
1490-330V05	210	275	7.0	330	575	200	.43	.31	.24
1490-360V05	230	300	7.5	360	620	200	.43	.31	.24
1490-390V05	250	320	8.0	390	675	200	.43	.31	.24
1490-430V05	275	350	9.0	430	745	200	.43	.31	.24
1490-470V05	300	385	10.0	470	810	200	.43	.31	.24

7mm / .25Watt

For quantities greater than listed, call for quote.

MOUSER STOCK NO.	Maximum Operating Voltage AC	DC	Energy Joules (2ms)	Varistor Voltage V @ 1mA	Max. Clamping Voltage V @ 10A	Surge Current (A)	Price Each 1	100	500
1490-82V07	50	65	3.5	82	135	600	.47	.33	.25
1490-100V07	60	85	4.0	100	165	600	.47	.33	.25
1490-75V07	75	100	5.0	120	200	600	.47	.33	.25
1490-95V07	95	125	6.0	150	250	600	.47	.33	.25
1490-200V07	130	170	10.0	200	340	600	.47	.33	.25
1490-220V07	140	180	10.0	220	360	600	.47	.33	.25
1490-150V07	150	200	10.0	240	395	600	.47	.33	.25
1490-175V07	175	225	12.0	270	455	600	.47	.33	.25
1490-330V07	210	275	14.0	330	550	600	.47	.33	.25
1490-360V07	230	300	15.0	360	595	600	.47	.33	.25
1490-390V07	250	320	17.0	390	650	600	.47	.33	.25
1490-430V07	275	350	20.0	430	710	600	.47	.33	.25
1490-470V07	300	385	20.0	470	775	600	.47	.33	.25

10mm / .4Watt

For quantities greater than listed, call for quote.

MOUSER STOCK NO.	Maximum Operating Voltage AC	DC	Energy Joules (2ms)	Varistor Voltage V @ 1mA	Max. Clamping Voltage V @ 25A	Surge Current (A)	Price Each 1	100	500
1490-82V10	50	65	8.0	82	135	1250	.65	.46	.35
1490-100V10	60	85	10.0	100	165	1250	.65	.46	.35
1490-120V10	75	100	12.0	120	200	1250	.65	.46	.35
1490-150-10	95	125	16.0	150	250	1250	.65	.46	.35
1490-200V10	130	170	20.0	200	340	1250	.65	.46	.35
1490-220V10	140	180	23.0	220	360	1250	.65	.46	.35
1490-240V10	150	200	25.0	240	395	1250	.65	.46	.35
1490-270V10	175	225	30.0	270	455	1250	.65	.46	.35
1490-360V10	230	300	35.0	360	595	1250	.65	.46	.35
1490-390V10	250	320	40.0	390	650	1250	.65	.46	.35
1490-430V10	275	350	45.0	430	710	1250	.65	.46	.35
1490-470V10	300	385	45.0	470	775	1250	.65	.46	.35
1490-620V10	385	505	45.0	620	1025	1250	.65	.46	.35
1490-680V10	420	560	45.0	680	1120	1250	.65	.46	.35
1490-750V10	460	615	50.0	750	1240	1250	.65	.46	.35
1490-780V10	485	640	50.0	780	1290	1250	.65	.46	.35
1490-510V10	510	670	55.0	820	1355	1250	.65	.46	.35
1490-550V10	550	745	60.0	910	1500	1250	.65	.46	.35
1490-625V10	625	825	65.0	1000	1650	1250	.65	.46	.35

NTC THERMISTORS

Specifications
- Temperature range: -40°C ~ +125°C
- Maximum power rating: 450mW (@ 25°C)
- Dissipation factor: 4.5mW/°C (@ 25°C)

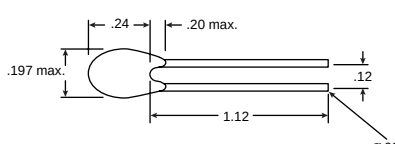

DIMENSIONS (IN.)

Features:
- Small size, light weight
- Heat resistant, and moisture proof
- Almost indefinite life
- Superior manufacturing process produces large quantities of homogeneous components

B constant signifies the dimensions of the resistance changes against a temperature between two optional temperatures.

MOUSER STOCK NO.	(Ω) @ 25°C Value	B (K) (25°C/50°C) B-Constant	I (Max) @ 25°C (mA)	Price Each 1	100	500	1000
334-31101	100	3100	247.55	.78	.52	.47	.41
334-31201	200	3100	175.05	.78	.52	.47	.41
334-31301	300	3100	142.93	.78	.52	.47	.41
334-31501	500	3100	110.71	.78	.52	.47	.41
334-38102	1K	3800	105.13	.78	.52	.47	.41
334-38152	1.5K	3800	85.84	.78	.52	.47	.41
334-38202	2K	3800	74.34	.78	.52	.47	.41
334-39302	3K	3900	63.31	.78	.52	.47	.41
334-39502	5K	3900	49.04	.78	.52	.47	.41
334-42103	10K	4200	39.35	.78	.52	.47	.41
334-42153	15K	4200	32.13	.78	.52	.47	.41
334-42203	20K	4200	27.82	.78	.52	.47	.41
334-44503	50K	4400	19.14	.78	.52	.47	.41
334-45104	100K	4500	14.12	.78	.52	.47	.41
334-47204	200K	4700	10.86	.78	.52	.47	.41
334-47404	400K	4700	7.68	.78	.52	.47	.41

NTC THERMISTORS

These Mouser negative temperature coefficient thermistors decrease in resistance as temperature increases.

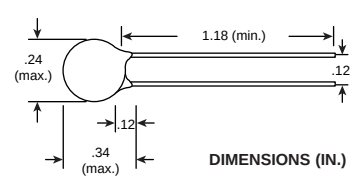

DIMENSIONS (IN.)

Specifications
- Thermal dissipation constant: 7mW / °C

MOUSER STOCK NO.	R @ 25°C (Ω)	B-Constant	I (Max) @ 25°C (mA)	Price Each 1	100	500	1000
334-3827-501	500	3800±300	90	.78	.52	.47	.41

NTC THERMISTOR KIT

Contains 60 pieces
5 Each: 100, 200, 300, 500, 1K, 2K, 3K, 5K, 10K, 15K, 20K, 50K, Ω @ 25°C

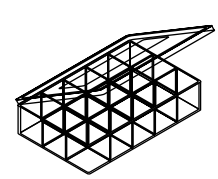

MOUSER STOCK NO.	Price Each
370-NTC-T2	29.95

NTC THERMISTORS

NTC (Negative Temperature Coefficient) thermistors decrease in resistance as temperature increases. The maximum operating temperature is 150°C. Zero-power resistance values at 25°C range from 10Ω to 250KΩ; other values available upon request.

Resistance tolerance is ±10%, except where denoted by an asterisk (✻) which is ±20%

For quantities greater than listed, call for quote.

MOUSER STOCK NO.	Keystone Type	Ohms (Ω)	A (In.)	B (In.)	C (In.)	D (AWG)	Price Each 1	Price Each 10
✻ 527-1004-100	RL1004-65.6-59D1	100	.110	.120	.100	26	**2.29**	**2.09**
527-1003-500	RL1003-312-73-D1	500	.110	.110	.100	26	**2.27**	**2.06**
527-1007-1K	RL1007-624-73-D1	1K	.110	.150	.100	26	**2.27**	**2.06**
527-1003-2K	RL1003-1157-95-D1	2K	.110	.110	.100	26	**2.27**	**2.06**
527-1003-3K	RL1003-1746-97-D1	3K	.110	.110	.100	26	**2.27**	**2.06**
527-1004-5K	RL1004-2910-97-D1	5K	.110	.120	.100	26	**2.27**	**2.06**
527-1009-10K	RL1009-5820-97-D1	10K	.110	.170	.100	26	**2.27**	**2.06**
527-1005-10K	RL1005-5744-103-D1	10K	.110	.130	.100	26	**2.27**	**2.06**
527-1007-25K	RL1007-13.8K-120-D1	25K	.110	.150	.100	26	**2.36**	**2.15**
527-1003-50K	RL1003-26.7K-140-D1	50K	.110	.110	.100	26	**2.36**	**2.15**
527-1006-100K	RL1006-53.4K-140-D1	100K	.110	.140	.100	26	**2.36**	**2.15**
527-1004-200K	RL1004-104.7K155-D1	200K	.110	.120	.100	26	**2.36**	**2.15**
527-1006-250K	RL1006-135.2K-138-D1	250K	.110	.140	.100	26	**2.36**	**2.15**
✻ 527-2004-25	RL2004-16.4-59-D1	25	.220	.130	.156	24	**1.97**	**1.79**
✻ 527-2007-50	RL2007-32.8-59-D1	50	.220	.160	.156	24	**1.97**	**1.79**
527-2003-100	RL2003-62.4-73-D1	100	.220	.120	.156	24	**1.95**	**1.77**
527-2006-200	RL2006-125-73-D1	200	.220	.150	.156	24	**1.95**	**1.77**

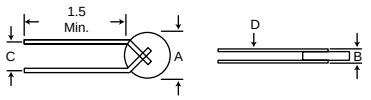

DIMENSIONS (IN.)

For quantities greater than listed, call for quote.

MOUSER STOCK NO.	Keystone Type	Ohms (Ω)	A (In.)	B (In.)	C (In.)	D (AWG)	Price Each 1	Price Each 10
527-2008-300	RL2008-187-73-D1	300	.220	.170	.156	24	**1.95**	**1.77**
527-2003-500	RL2003-289-95-D1	500	.220	.120	.156	24	**1.95**	**1.77**
527-2004-1K	RL2004-582-97-D1	1K	.220	.130	.156	24	**1.95**	**1.77**
527-2007-2K	RL2007-1164-97-D1	2K	.220	.160	.156	24	**1.95**	**1.77**
527-2006-2786	RL2006-1600-103-D1	2,786	.220	.150	.156	24	**1.95**	**1.77**
527-2005-4K	RL2005-2203-120-D1	4K	.220	.140	.156	24	**2.07**	**1.88**
527-2006-5K	RL2006-2753-120-D1	5K	.220	.150	.156	24	**2.07**	**1.88**
527-2012-10K	RL2012-5506-120-D1	10K	.220	.210	.156	24	**2.12**	**1.93**
527-2006-25K	RL2006-13.3K-140-D1	25K	.220	.150	.156	24	**2.07**	**1.88**
527-2005-50K	RL2005-27K-138-D1	50K	.220	.140	.156	24	**2.07**	**1.88**
527-2008-100K	RL2008-52.3K-155-D1	100K	.220	.170	.156	24	**2.07**	**1.88**
✻ 527-3004-10	RL3004-6.56-59-D1	10	.320	.130	.250	24	**2.00**	**1.82**
527-3504-50	RL3504-31.2-73-D1	50	.370	.130	.250	24	**1.98**	**1.80**
527-3006-100	RL3006-59.4-85-D1	100	.320	.150	.250	24	**1.98**	**1.80**
527-3004-250	RL3004-144-95-D1	250	.320	.130	.250	24	**1.98**	**1.80**
527-3004-500	RL3004-291-97-D1	500	.320	.130	.250	24	**1.98**	**1.80**
527-3005-1K	RL3005-574-103-D1	1K	.320	.140	.250	24	**1.98**	**1.80**

INRUSH CURRENT LIMITERS

Limiters protect against extremely high peak inrush current, especially in AC/DC switching power supplies. These NTC thermistors effectively control surge currents because the thermal time constant of the current limiter is longer than the electrical time constant (RC) of the thermistor and the capacitor.

Also available, by special order, with kinked leads.

For quantities greater than listed, call for quote.

MOUSER STOCK NO.	Keystone Type	Ohms (Ω)	Amps	A Max. (In.)	B Max. (In.)	C Ref. (In.)	D (AWG)	Price Each 1	Price Each 10	Price Each 100
527-CL11	CL11	0.7	12	.77	.22	.328	18	**2.17**	**1.97**	**1.58**
527-CL20	CL20	1.3	8	.55	.21	.328	18	**2.06**	**1.87**	**1.50**
527-CL30	CL30	2.5	8	.77	.22	.328	18	**2.17**	**1.97**	**1.58**
527-CL40	CL40	5	6	.77	.22	.328	18	**2.17**	**1.97**	**1.58**
527-CL50	CL50	7	5	.77	.26	.328	18	**2.17**	**1.97**	**1.58**
527-CL60	CL60	10	5	.77	.22	.328	18	**2.17**	**1.97**	**1.58**
527-CL70	CL70	16	4	.77	.22	.328	18	**2.17**	**1.97**	**1.58**
527-CL80	CL80	47	3	.77	.22	.328	18	**2.17**	**1.97**	**1.58**
527-CL90	CL90	120	2	.93	.22	.328	18	**2.35**	**2.14**	**1.71**
527-CL101	CL101	0.5	16	.93	.22	.328	18	**2.35**	**2.14**	**1.71**

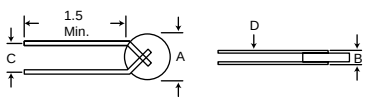

DIMENSIONS (IN.)

For quantities greater than listed, call for quote.

MOUSER STOCK NO.	Keystone Type	Ohms (Ω)	Amps	A Max. (In.)	B Max. (In.)	C Ref. (In.)	D (AWG)	Price Each 1	Price Each 10	Price Each 100
527-CL110	CL110	10	3.2	.40	.17	.250	24	**2.04**	**1.85**	**1.48**
527-CL120	CL120	10	1.7	.40	.17	.250	24	**2.04**	**1.85**	**1.48**
527-CL130	CL130	50	1.6	.45	.17	.250	24	**2.04**	**1.85**	**1.48**
527-CL140	CL140	50	1.1	.45	.17	.250	24	**2.04**	**1.85**	**1.48**
527-CL150	CL150	5	4.7	.55	.18	.328	22	**2.06**	**1.87**	**1.50**
527-CL160	CL160	5	2.8	.55	.18	.328	22	**2.06**	**1.87**	**1.50**
527-CL170	CL170	16	2.7	.55	.18	.328	22	**2.06**	**1.87**	**1.50**
527-CL180	CL180	16	1.7	.55	.18	.328	22	**2.06**	**1.87**	**1.50**
527-CL190	CL190	25	2.4	.55	.18	.328	22	**2.06**	**1.87**	**1.50**
527-CL200	CL200	25	1.7	.55	.18	.328	22	**2.06**	**1.87**	**1.50**
527-CL210	CL210	30	1.5	.40	.20	.250	24	**2.04**	**1.85**	**1.48**

PTC THERMISTORS

The values for dissipation constant and time constant listed in the table below are reference values. Actual values are a function of mounting, air flow and other factors which affect the PTC's (Positive Temperature Coefficient) ability to dissipate heat. Standard PTC's are supplied uninsulated, but can be supplied with an insulation upon request.

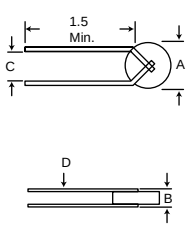

DIMENSIONS (IN.)

For quantities greater than listed, call for quote.

MOUSER STOCK NO.	Keystone Type	Operating Voltage	Ohms (Ω) @ 25°C ±30%	Dissipation Constant mW/°C	Transition Temp. °C T_S	A (In.)	B (In.)	C (In.)	D (AWG)	Price Each 1	Price Each 10	Price Each 100
527-5305-12V1	RL5305-1-120-12-PTO	12	1	14	120	.60	.15	.33	20	**2.53**	**2.30**	**1.84**
527-5305-12V2	RL5305-2-120-12-PTO	12	2	14	120	.60	.16	.33	20	**2.53**	**2.30**	**1.84**
527-3005-12V10	RL3005-10-110-12-PTO	12	10	7	110	.35	.15	.25	24	**2.28**	**2.07**	**1.66**
527-3005-12V25	RL3005-25-110-12-PTO	12	25	7	110	.35	.15	.25	24	**2.28**	**2.07**	**1.66**
527-3006-25V50/30C	RL3006-50-30-25-PTO	25	50	7	30	.35	.15	.25	24	**2.28**	**2.07**	**1.66**
527-3006-25V50/40C	RL3006-50-40-25-PTO	25	50	7	40	.35	.15	.25	24	**2.28**	**2.07**	**1.66**
527-3006-25V50/50C	RL3006-50-50-25-PTO	25	50	7	50	.35	.15	.25	24	**2.28**	**2.07**	**1.66**
527-3006-25V50/60C	RL3006-50-60-25-PTO	25	50	7	60	.35	.15	.25	24	**2.28**	**2.07**	**1.66**
527-3006-25V50/70C	RL3006-50-70-25-PTO	25	50	7	70	.35	.15	.25	24	**2.28**	**2.07**	**1.66**
527-3006-25V50/80C	RL3006-50-80-25-PTO	25	50	7	80	.35	.15	.25	24	**2.28**	**2.07**	**1.66**
527-3006-25V50/90C	RL3006-50-90-25-PTO	25	50	7	90	.35	.15	.25	24	**2.28**	**2.07**	**1.66**
527-3006-25V50/100C	RL3006-50-100-25-PTO	25	50	7	100	.35	.15	.25	24	**2.28**	**2.07**	**1.66**
527-3006-25V50/110C	RL3006-50-110-25-PTO	25	50	7	110	.35	.15	.25	24	**2.28**	**2.07**	**1.66**
527-3006-25V50/120C	RL3006-50-120-25-PTO	25	50	7	120	.35	.15	.25	24	**2.28**	**2.07**	**1.66**
527-5506-50V5	RL5506-5-65-50-PTO	50	5	14	65	.60	.18	.33	20	**2.53**	**2.30**	**1.84**
527-4006-50V10	RL4006-10-110-50-PTO	50	10	10	110	.45	.17	.25	24	**2.68**	**2.44**	**1.95**
527-4010-50V50	RL4010-50-110-50-PTO	50	50	12	110	.45	.20	.33	22	**2.53**	**2.30**	**1.84**
527-3312-50V200	RL3312-200-110-50-PTO	50	200	9	110	.40	.23	.25	20	**2.68**	**2.44**	**1.95**
527-7510-120V10	RL7510-10-120-120-PTO	120	10	20	120	.80	.23	.33	18	**2.99**	**2.72**	**2.18**
527-6010-120V20	RL6010-20-120-120-PTO	120	20	18	120	.65	.23	.33	20	**2.57**	**2.33**	**1.87**
527-5510-120V25	RL5510-25-60-120-PTO	120	25	15	60	.60	.22	.33	20	**2.57**	**2.33**	**1.87**
527-4510-120V50	RL4510-50-120-120-PTO	120	50	12	120	.50	.20	.33	22	**2.53**	**2.30**	**1.84**
527-63-240V40/110C	RL6315-40-110-240-PTO	240	40	18	110	.65	.27	.33	18	**2.68**	**2.44**	**1.95**
527-55-240V50/65C	RL5515-50-65-240-PTO	240	50	17	65	.60	.27	.33	20	**2.68**	**2.44**	**1.95**
527-63-240V50/110C	RL6315-50-110-240-PTO	240	50	18	110	.65	.27	.33	18	**2.68**	**2.44**	**1.95**
527-60-240V100/120C	RL6015-100-120-240-PTO	240	100	18	120	.65	.27	.33	20	**2.68**	**2.44**	**1.95**
527-3020-240V1.5K	RL3020-1500-100-240-PTO	240	1.5K	12	100	.35	.31	.25	20	**2.68**	**2.44**	**1.95**
527-7020-480V1K	RL7020-1K-100-480-PTO	480	1K	18	100	.75	.32	.33	18	**2.99**	**2.72**	**2.18**
527-5020-480V2K	RL5020-2K-100-480-PTO	480	2K	15	100	.55	.32	.33	18	**2.53**	**2.30**	**1.84**
527-3020-480V5K	RL3020-5K-100-480-PTO	480	5K	12	100	.35	.31	.25	20	**2.68**	**2.44**	**1.95**

MINIATURE SENSORS 1°C ACCURACY

- Temperature accuracy: ±1°C @ 25°C
- Dissipation constant: 1.4mW/°C
- Time constant: 15 sec.
- Operating range: -50°C to +150°C

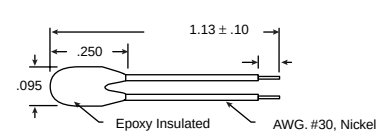

DIMENSIONS (IN.)

For quantities greater than listed, call for quote.

MOUSER STOCK NO.	Ro @ 25°C	Temp. Coef. %/°C @ 25°c	Material	Price Each 1	Price Each 10	Price Each 100
527-0503-2K	2K	-3.83	MS73	**2.05**	**1.98**	**1.73**
527-0503-5K	5K	-4.43	MS95	**2.05**	**1.98**	**1.73**
527-0503-10K	10K	-4.40	MS97	**2.05**	**1.98**	**1.73**

For quantities greater than listed, call for quote.

MOUSER STOCK NO.	Ro @ 25°C	Temp. Coef. %/°C @ 25°c	Material	Price Each 1	Price Each 10	Price Each 100
527-0503-30K	30K	-4.32	MS96	**2.05**	**1.98**	**1.73**
527-0503-50K	50K	-4.84	MS120	**2.05**	**1.98**	**1.73**
527-0503-100K	100K	-4.78	MS122	**2.05**	**1.98**	**1.73**

TYPE CW SILICONE COATED WIRE WOUND RESISTORS

Features:
- Silicone coating
- High temperature
- Complete welded construction
- Excellent stability in operation
- High power/size ratio

Specifications:
- Resistance tolerance: <1Ω=±10%, ≥1Ω=±5%
- Temp. coefficient: ±90PPM/°C below 1Ω
  ±50PPM/°C 1Ω-7.5Ω
  ±30PPM/°C 10Ω-25KΩ
- Dielectric strength: 1000VAC min.

NEW IN'97

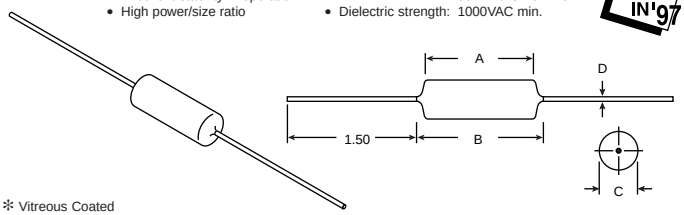

✻ Vitreous Coated

Cross Reference Chart

Dale	Ohmite	Clarostat	Memcor Truohm
CW2B	✻ 23J	✻VC3D	✻ VL3
CW5	✻ 25J	✻VC5E	✻ VL5

DIMENSIONS (IN.)

Series	A	B	C	D
CW2B	.562	.622	.188	.032
CW5	.872	1.00	.312	.040

CW2B, 3 Watts

For quantities greater than listed, call for quote.

MOUSER STOCK NO.	Values (Ω)	Price Each 1	10	25	50
71-CW2B-Value	0.1, 0.22, 0.27	.95	.72	.65	.63
71-CW2B-Value	1.0, 2.0, 3.0, 5.0, 10, 15, 47, 100, 150, 270, 300, 1.0K	.71	.54	.49	.48
71-CW2B-Value	3.3K, 4.7K, 10K	.76	.58	.52	.51

CW5, 5 Watts

For quantities greater than listed, call for quote.

MOUSER STOCK NO.	Values (Ω)	Price Each 1	10	25	50
71-CW5-Value	0.1, 0.22, 0.27	1.30	1.08	.83	.58
71-CW5-Value	1.0, 3.0, 5.0, 10, 15, 20, 50, 75, 100, 120, 150, 200, 1.0K	.86	.71	.54	.53
71-CW5-Value	2.0K, 7.5K, 10K	.89	.73	.56	.55
71-CW5-Value	15K, 20K	1.12	.92	.71	.69
71-CW5-Value	22K	1.25	1.03	.79	.77

TYPE RS SILICONE COATED WIREWOUND - 1%

Features:
- Complete welded construction
- High temperature silicone coating
- Meets applicable requirements of MIL-R-26

Specifications:
- Resistance tolerance: ±1%
- Dielectric strength: 1000VAC
- Insulation resistance: 1000MΩ

NEW IN'97

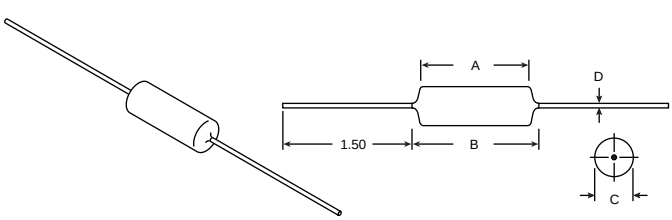

Cross Reference Chart

Dale	Ohmite	Clarostat	Memcor Truohm
RS2B	83F	SC3D	SL3
RS5	85F	SC5E	SL5

DIMENSIONS (IN.)

Series	A	B	C	D
RS2B	.560	.622	.187	.032
RS5	.875	1.00	.312	.040

RS2B, 3 Watts

For quantities greater than listed, call for quote.

MOUSER STOCK NO.	Values (Ω)	Price Each 1	25	50	100
71-RS2B-Value	0.1, 0.15, 0.25, 0.3, 0.33, 0.5, 0.75	.98	.92	.88	.88
71-RS2B-Value	1.0, 1.2, 1.5, 2.0, 3.0, 5.0, 7.5, 10, 12, 15, 20, 25, 30, 47, 50, 75, 100, 110, 120, 150, 180, 200, 250, 300, 390, 470, 560, 1.0K	.66	.62	.60	.59
71-RS2B-Value	1.5K, 2.0K, 2.2K, 6.8K, 10K,	.77	.72	.70	.69
71-RS2B-Value	20K,	1.14	1.07	1.03	1.02

RS5, 5 Watts

For quantities greater than listed, call for quote.

MOUSER STOCK NO.	Values (Ω)	Price Each 1	25	50	100
71-RS5-Value	0.5	1.18	1.09	1.02	.98
71-RS5-Value	1.0, 1.5, 2.0, 3.0, 4.0, 5.0, 10, 15, 20, 50, 100, 200, 1.0K	.99	.91	.86	.82
71-RS5-Value	1.5K, 2.2K, 10K	1.11	1.02	.96	.92
71-RS5-Value	25K	1.31	1.22	1.14	1.09
71-RS5-Value	40K, 50K	1.61	1.49	1.40	1.34
71-RS5-Value	68K, 75K	2.01	1.86	1.74	1.67

TYPE LVR LOW VALUE WIREWOUND RESISTORS - 1%

Specifications:
- Resistance tolerance: ±1%
- Temperature coefficient: -55 to +125°C, referenced to +25°C
- Short time overload: 5 sec. at 5 times rated power
- Meets MIL-R-49465

NEW IN'97

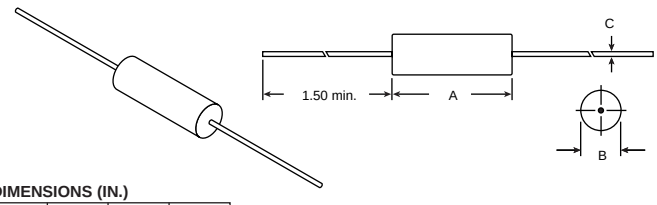

DIMENSIONS (IN.)

Series	A ±.010	B ±.010	C ±.002
LVR-3	.560	.205	.032
LVR-5	.925	.330	.040

LVR3, 3 Watts

For quantities greater than listed, call for quote.

MOUSER STOCK NO.	Values (Ω)	Price Each 1	5	10	25
71-LVR3-Value	0.005	1.50	1.32	1.28	1.23
71-LVR3-Value	0.01, 0.015, 0.02, 0.025, 0.03, 0.04, 0.05	1.28	1.20	1.16	1.12
71-LVR3-Value	0.07, 0.08, 0.1, 0.15, 0.2	1.22	1.14	1.10	1.06

LVR5, 5 Watts

For quantities greater than listed, call for quote.

MOUSER STOCK NO.	Values (Ω)	Price Each 1	5	10	25
71-LVR5-Value	0.005	1.90	1.65	1.60	1.54
71-LVR5-Value	0.01, 0.015, 0.02, 0.025, 0.03, 0.04,	1.50	1.32	1.28	1.23
71-LVR5-Value	0.05, 0.07, 0.1, 0.15, 0.2, 0.25	1.45	1.26	1.22	1.18

TYPE RH CHASIS MOUNT WIREWOUND RESISTORS - 1%

NEW IN'97

Features:
- Aluminum housed
- Molded construction for total environmental protection
- Complete welded construction
- Mounts on chasis to utilize heat-sink effect

Specifications:
- Resistance tolerance: ±1%
- Temperature coefficient: -55 to +250°C
- Short time overload: 5 sec. at 5 times rated power

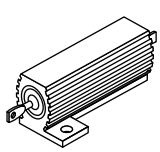

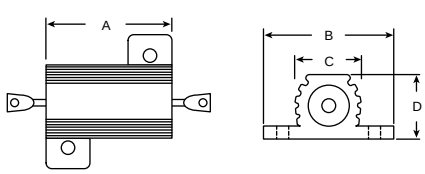

DIMENSIONS (IN.)

Series	A	B	C	D
RH-10	.750	.800	.420	.390
RH-25	1.062	1.080	.550	.546
RH-50	1.968	1.140	.630	.610

RH10, 12.5 Watts

For quantities greater than listed, call for quote.

MOUSER STOCK NO.	Values (Ω)	Price Each 1	25	50	100
71-RH10-Value	0.01, 0.05, 0.1, 0.2, 0.5	3.93	3.53	3.21	2.95
71-RH10-Value	1.0, 3.0, 5.0, 10, 20, 30, 50, 75, 100, 120, 250	3.09	2.47	2.32	2.25

RH-25, 25 Watts

For quantities greater than listed, call for quote.

MOUSER STOCK NO.	Values (Ω)	Price Each 1	25	50	100
71-RH25-Value	0.01, 0.05, 0.1, 0.2, 0.25, 0.5	4.12	3.78	3.43	3.17
71-RH25-Value	1.0, 2.0, 2.5, 3.0, 4.0, 5.0, 10, 12, 15, 20, 25, 27, 30, 40, 47, 50, 75, 100, 200, 1.0K	3.09	2.47	2.32	2.25
71-RH25-Value	1.5K, 3.0K, 10K	3.53	2.95	2.65	2.58

RH-50, 50 Watts

For quantities greater than listed, call for quote.

MOUSER STOCK NO.	Values (Ω)	Price Each 1	25	50	100
71-RH50-Value	0.01, 0.1, 0.2, 0.3, 0.5, 0.75	4.39	4.03	3.69	3.43
71-RH50-Value	1.0, 1.5, 2.0, 2.5, 3.0, 4.0, 5.0, 6.0, 7.5, 8.0, 10, 12, 15, 16, 20, 25, 30, 33, 40, 50, 100, 120, 150, 200, 500, 560, 1.0K	4.21	3.82	3.39	3.12
71-RH50-Value	1.5K, 10K	4.28	3.58	3.21	3.16

1% CMF, TYPE RN METAL FILM RESISTORS

Features:

- Very low noise
- Very low voltage coefficient
- Excellent high frequency characteristics
- Flame retardant epoxy coating
- MIL-R-10509

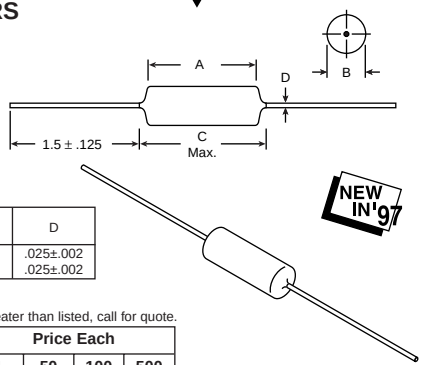

NEW IN'97

DIMENSIONS (IN.)

Series	A	B	C	D
RN55D	.240±.020	.090±.008	.278	.025±.002
RN60D	.344±.031	.145±.015	.425	.025±.002

CMF55/RN55D, 1/8W For quantities greater than listed, call for quote.

MOUSER STOCK NO.	Range of Values (Ω)	Price Each			
		1	50	100	500
71-RN55D-F-Value	10Ω-301KΩ	.16	.113	.090	.075

CMF60/RN60D, 1/4W For quantities greater than listed, call for quote.

71-RN60D-F-Value	10Ω-1MΩ	.21	.18	.16	.09

✻ Available in 1/4W only

Table of Values in (Ω)

10	75	402	1.5K	3.65K	8.66K	23.2K	51.1K	158K
12.1	80.6	422	1.54K	3.92K	8.87K	24.9K	52.3K	182K
15	90.9	432	1.69K	4.02K	9.09K	25.5K	54.9K	200K
20	100	475	1.82K	4.64K	9.31K	26.7K	56.2K	221K
22.1	121	499	2.0K	4.32K	10K	27.4K	57.6K	226K
24.9	133	511	2.15K	4.75K	10.5K	28.7K	66.5K	249K
27.4	150	523	2.21K	4.99K	10.7K	30.1K	68.1K	267K
30.1	182	562	2.32K	5.11K	11.3K	30.9K	69.8K	274K
33.2	200	681	2.37K	5.23K	12.1K	32.4K	71.5K	301K
34.8	215	750	2.49K	5.36K	13K	33.2K	75K	✻348K
37.4	221	806	2.61K	5.62K	13.3K	34.8K	80.6K	✻402K
39.2	232	825	2.74K	6.04K	14.7K	38.3K	84.5K	✻432K
40.2	243	909	2.87K	6.19K	15K	39.2K	90.9K	✻475K
43.2	249	1.0K	2.94K	6.34K	17.4K	40.2K	97.6K	✻499K
45.3	274	1.05K	3.01K	6.81K	17.8K	41.2K	100K	✻511K
47.5	301	1.1K	3.09K	7.5K	18.2K	42.2K	105K	✻562K
49.9	316	1.21K	3.16K	7.68K	19.6K	43.2K	110K	✻750K
51.1	332	1.24K	3.24K	7.87K	20K	46.4K	121K	✻806K
56.2	348	1.27K	3.32K	8.06K	22.1K	47.5K	124K	✻909K
61.9	392	1.4K	3.48K	8.25K	22.6K	49.9K	150K	✻1.0M

1% THICK FILM CHIP RESISTORS 0805 SIZE

0805 Case Style Specifications:

- Rated power: 1/10 watt
- Resistance tolerance: ±1%
- Max working voltage: 100V
- Operating temperature: -55°C to +150°C
- Temperature coefficient: ±100ppm

DIMENSIONS (IN.)

NEW IN'97

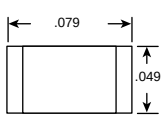

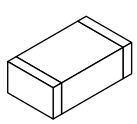

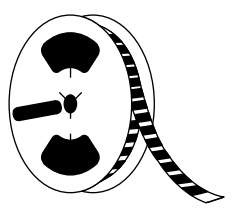

Bulk Packs, Parts Packed on SMD Tape

MOUSER STOCK NO.	Price Per Value		
	1	50	100
71-CRCW0805-Value	.12	.044	.034

Available in Reels

Tape and Reel

MOUSER STOCK NO.	Price Per Reel of 5000			
	1	2	5	10
71-CRCW0805-Value/R	90.00	85.00	80.00	65.00

Table of Values in Ω for 1% Thick Film Chip Resistors 0805

0	80.6	274	787	2.74K	6.49K	16.2K	43.2K	200K
10	82.5	280	825	2.8K	6.65K	16.5K	46.4K	215K
12.1	90.9	294	866	2.87K	6.81K	16.9K	47.5K	221K
15	100	301	909	3.01K	6.98K	17.8K	49.9K	226K
18.2	107	316	1.0K	3.09K	7.15K	18.2K	51.1K	237K
20	110	324	1.1K	3.16K	7.5K	18.7K	60.4K	243K
21.5	115	332	1.13K	3.32K	7.68K	20K	61.9K	249K
22.1	118	348	1.18K	3.4K	7.87K	20.5K	63.4K	301K
23.7	121	357	1.21K	3.48K	8.06K	21K	64.9K	316K
24.9	124	365	1.24K	3.57K	8.25K	22.1K	66.5K	324K
28	133	374	1.3K	3.65K	8.45K	22.6K	68.1K	332K
30.1	137	383	1.4K	3.74K	8.66K	23.2K	75K	357K
33.2	140	392	1.47K	3.83K	9.09K	23.7K	80.6K	365K
37.4	143	402	1.5K	3.92K	9.31K	24.3K	82.5K	383K
39.2	147	422	1.62K	4.02K	9.53K	24.9K	84.5K	392K
40.2	150	432	1.65K	4.12K	9.76K	26.14K	90.9K	464K
42.2	158	453	1.69K	4.22K	10K	26.7K	95.3K	475K
43.2	169	464	1.78K	4.32K	10.2K	27.4K	100K	511K
46.4	174	475	1.82K	4.42K	10.7K	28K	105K	562K
47.5	178	487	2.0K	4.64K	11K	28.7K	110K	604K
48.7	182	499	2.05K	4.75K	11.3K	30.1K	121K	681K
49.9	196	511	2.1K	4.87K	11.5K	31.6K	127K	750K
51.1	200	523	2.15K	4.99K	12.1K	32.4K	133K	806K
56.2	215	549	2.21K	5.11K	12.4K	33.2K	140K	825K
60.4	221	562	2.32K	5.23K	12.7K	34K	147K	1.0M
61.9	232	619	2.37K	5.49K	13K	35.7K	150K	
64.9	237	649	2.43K	5.62K	13.3K	36.5K	162K	
68.1	243	681	2.49K	5.76K	13.7K	39.2K	178K	
71.5	255	698	2.55K	6.04K	14K	40.2K	182K	
75	261	750	2.61K	6.19K	14.7K	41.2K	187K	
78.7	267	768	2.67K	6.34K	15K	42.2K	196K	

1% THICK FILM CHIP RESISTORS 1206 SIZE

1206 Case Style Specifications:

- Rated power: 1/8 watt
- Resistance tolerance: ±1%
- Max working voltage: 200V
- Operating temperature: -55°C to +150°C
- Temperature coefficient: ±100ppm

DIMENSIONS (IN.)

NEW IN'97

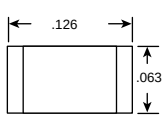

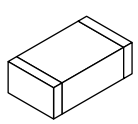

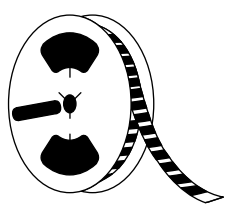

Bulk Packs, Parts Packed on SMD Tape

MOUSER STOCK NO.	Price Per Value		
	1	50	100
71-CRCW1206-Value	.10	.039	.029

Available in Reels

Tape and Reel

MOUSER STOCK NO.	Price Per Reel of 5000			
	1	2	5	10
71-CRCW1206-Value/R	75.00	70.00	65.00	60.00

Table of Values in Ω for 1% Thick Film Chip Resistors 1206

0	80.6	274	787	2.74K	6.49K	16.2K	43.2K	200K
10	82.5	280	825	2.8K	6.65K	16.5K	46.4K	215K
12.1	90.9	294	866	2.87K	6.81K	16.9K	47.5K	221K
15	100	301	909	3.01K	6.98K	17.8K	49.9K	226K
18.2	107	316	1.0K	3.09K	7.15K	18.2K	51.1K	237K
20	110	324	1.1K	3.16K	7.5K	18.7K	60.4K	243K
21.5	115	332	1.13K	3.32K	7.68K	20K	61.9K	249K
22.1	118	348	1.18K	3.4K	7.87K	20.5K	63.4K	301K
23.7	121	357	1.21K	3.48K	8.06K	21K	64.9K	316K
24.9	124	365	1.24K	3.57K	8.25K	22.1K	66.5K	324K
28	133	374	1.3K	3.65K	8.45K	22.6K	68.1K	332K
30.1	137	383	1.4K	3.74K	8.66K	23.2K	75K	357K
33.2	140	392	1.47K	3.83K	9.09K	23.7K	80.6K	365K
37.4	143	402	1.5K	3.92K	9.31K	24.3K	82.5K	383K
39.2	147	422	1.62K	4.02K	9.53K	24.9K	84.5K	392K
40.2	150	432	1.65K	4.12K	9.76K	26.14K	90.9K	464K
42.2	158	453	1.69K	4.22K	10K	26.7K	95.3K	475K
43.2	169	464	1.78K	4.32K	10.2K	27.4K	100K	511K
46.4	174	475	1.82K	4.42K	10.7K	28K	105K	562K
47.5	178	487	2.0K	4.64K	11K	28.7K	110K	604K
48.7	182	499	2.05K	4.75K	11.3K	30.1K	121K	681K
49.9	196	511	2.1K	4.87K	11.5K	31.6K	127K	750K
51.1	200	523	2.15K	4.99K	12.1K	32.4K	133K	806K
56.2	215	549	2.21K	5.11K	12.4K	33.2K	140K	825K
60.4	221	562	2.32K	5.23K	12.7K	34K	147K	1.0M
61.9	232	619	2.37K	5.49K	13K	35.7K	150K	
64.9	237	649	2.43K	5.62K	13.3K	36.5K	162K	
68.1	243	681	2.49K	5.76K	13.7K	39.2K	178K	
71.5	255	698	2.55K	6.04K	14K	40.2K	182K	
75	261	750	2.61K	6.19K	14.7K	41.2K	187K	
78.7	267	768	2.67K	6.34K	15K	42.2K	196K	

Carbon Composition and Precision Metal Film Resistors

CARBON COMPOSITION RESISTORS 1/4 WATT AND 1/2 WATT ±5% TOLERANCE

Features:

- ±5% tolerance
- Predictable performance
- Low inductance
- Low capacitance

Resistor Discounts

Different values of resistors within the same series, ordered in lots of 1000 pieces per value, may be combined to obtain lower pricing. Annual price agreements are also available. Call any Mouser Service Representative.

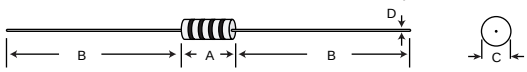

For quantities greater than listed, call for quote.

Watts (W)	MOUSER STOCK NO.	Values (Ω) See Table	Dimensions (mm) A	B	C	D +.02 -.005	Price Each Per Value 1	100	1000	5000
1/4	**30BJ250-Value**	2.2 - 910K	6.4	27	2.5	0.6	**.22**	**.12**	**.11**	**.10**
1/4	**30BJ250-Value**	1M - 8.2M	6.4	27	2.5	0.6	**.30**	**.18**	**.16**	**.15**
1/2	**30BJ500-Value**	2.2 - 910K	9.5	25	3.5	0.74	**.22**	**.13**	**.12**	**.11**
1/2	**30BJ500-Value**	1M - 8.2M	9.5	25	3.5	0.74	**.32**	**.19**	**.17**	**.15**

Table of Values in Ω

2.2	9.1	39	160	680	3.0K	12K	51K	220K	910K
2.4	10	43	180	750	3.3K	13K	56K	240K	1.0M
2.7	11	47	200	820	3.6K	15K	62K	270K	1.2M
3.0	12	51	220	910	3.9K	16K	68K	300K	1.5M
3.3	13	56	240	1.0K	4.3K	18K	75K	330K	1.8M
3.6	15	62	270	1.1K	4.7K	20K	82K	360K	2.2M
3.9	16	68	300	1.2K	5.1K	22K	91K	390K	2.4M
4.3	18	75	330	1.3K	5.6K	24K	100K	430K	2.7M
4.7	20	82	360	1.5K	6.2K	27K	110K	470K	3.3M
5.1	22	91	390	1.6K	6.8K	30K	120K	510K	3.9M
5.6	24	100	430	1.8K	7.5K	33K	130K	560K	4.7M
6.2	27	110	470	2.0K	8.2K	36K	150K	620K	5.6M
6.8	30	120	510	2.2K	9.1K	39K	160K	680K	6.8M
7.5	33	130	560	2.4K	10K	43K	180K	750K	8.2M
8.2	36	150	620	2.7K	11K	47K	200K	820K	

1/4 WATT CARBON COMPOSITION RESISTOR KITS

The 240 piece kits contain 10 each of 24 different values packaged in plastic bags with one value per bag. There are 4 values stored in each of the 6 compartments in the compact storage case.

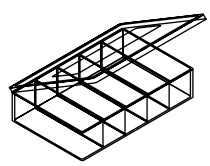

MOUSER STOCK NO.	Range of Values Per Kit (Ω)	Price
370-BJ250-1	2.2, 2.7, 3.3, 4.7, 5.6, 6.8, 8.2, 10, 13, 15, 20, 27, 47, 68, 75, 100, 200, 300, 430, 560, 680, 750, 820, 1.0K	**17.95**
370-BJ250-2	1.1K, 1.5K, 1.8K, 2.0K, 2.7K, 3.0K, 3.3K, 3.9K, 4.7K, 5.6K, 6.8K, 8.2K, 10K, 15K, 20K, 27K, 30K, 33K, 47K, 56K, 68K, 75K, 82K, 100K	**17.95**
370-BJ250-3	100K, 110K, 120K, 130K, 150K, 160K, 180K, 200K, 220K, 240K, 270K, 300K, 330K, 360K, 390K, 430K, 470K, 510K, 560K, 620K, 680K, 750K, 820K, 910K	**17.95**

1/4 WATT CARBON COMPOSITION "C-PAC" RESISTOR ASSORTMENT

Kits 370-BJ250-1C, 370-BJ250-2C, and 370-BJ250-3C have 2400 pieces. The 2400 piece kits contain 100 each of 24 different values packaged in plastic bags with one value per bag.

Kit 370-BJ250-C has 7200 pieces, 100 each of all values listed for kits 370-BJ250-1C, 370-BJ250-2C, and 370-BJ250-3C

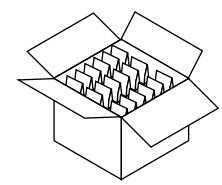

MOUSER STOCK NO.	Range of Values Per Kit (Ω)	Price
370-BJ250-1C	2.2, 2.7, 3.3, 4.7, 5.6, 6.8, 8.2, 10, 13, 15, 20, 27, 47, 68, 75, 100, 200, 300, 430, 560, 680, 750, 820, 1.0K	**139.95**
370-BJ250-2C	1.1K, 1.5K, 1.8K, 2.0K, 2.7K, 3.0K, 3.3K, 3.9K, 4.7K, 5.6K, 6.8K, 8.2K, 10K, 15K, 20K, 27K, 30K, 33K, 47K, 56K, 68K, 75K, 82K, 100K	**139.95**
370-BJ250-3C	100K, 110K, 120K, 130K, 150K, 160K, 180K, 200K, 220K, 240K, 270K, 300K, 330K, 360K, 390K, 430K, 470K, 510K, 560K, 620K, 680K, 750K, 820K, 910K	**139.95**
370-BJ250-C	100 each of all values listed for kits 370-BJ250-1C, 370-BJ250-2C, and 370-BJ250-3C. (7200 pieces)	**249.95**

HOLSWORTHY "HOLCO" PRECISION METAL FILM RESISTORS 1/4 WATT 0.1% 25PPM/°C

Meets the requirement for economically priced components for industrial and military applications.

Table of Values in Ω

10	17.4	30.1	52.3	90.9	158	274	475	825	1.43K	2.49K	4.32K	7.5K	13K	22.6K	39.2K	68.1K	118K	205K	357K	619K
10.2	17.8	30.9	53.6	93.1	162	280	487	845	1.47K	2.55K	4.42K	7.68K	13.3K	23.2K	40.2K	69.8K	121K	210K	365K	634K
10.5	18.2	31.6	54.9	95.3	165	287	499	866	1.5K	2.61K	4.53K	7.87K	13.7K	23.7K	41.2K	71.5K	124K	215K	374K	649K
10.7	18.7	32.4	56.2	97.6	169	294	511	887	1.54K	2.67K	4.64K	8.06K	14.0K	24.3K	42.2K	73.2K	127K	221K	383K	665K
11	19.1	33.2	57.6	100	174	301	523	909	1.58K	2.74K	4.75K	8.25K	14.3K	24.9K	43.2K	75K	130K	226K	392K	681K
11.3	19.6	34	59	102	178	309	536	931	1.62K	2.8K	4.87K	8.45K	14.7K	25.5K	44.2K	76.8K	133K	232K	402K	698K
11.5	20	34.8	60.4	105	182	316	549	953	1.65K	2.87K	4.99K	8.66K	15K	26.1K	45.3K	78.7K	137K	237K	412K	715K
11.8	20.5	35.7	61.9	107	187	324	562	976	1.69K	2.94K	5.11K	8.87K	15.4K	26.7K	46.4K	80.6K	140K	243K	422K	732K
12.1	21	36.5	63.4	110	191	332	576	1.0K	1.74K	3.01K	5.23K	9.09K	15.8K	27.4K	47.5K	82.5K	143K	249K	432K	750K
12.4	21.5	37.4	64.9	113	196	340	590	1.02K	1.78K	3.09K	5.36K	9.31K	16.2K	28K	48.7K	84.5K	147K	255K	442K	768K
12.7	22.1	38.3	66.5	115	200	348	604	1.05K	1.82K	3.16K	5.49K	9.53K	16.5K	28.7K	49.9K	86.6K	150K	261K	453K	787K
13	22.6	39.2	68.1	118	205	357	619	1.07K	1.87K	3.24K	5.62K	9.76K	16.9K	29.4K	51.1K	88.7K	154K	267K	464K	806K
13.3	23.2	40.2	69.8	121	210	365	634	1.1K	1.91K	3.32K	5.76K	10K	17.4K	30.1K	52.3K	90.9K	158K	274K	475K	825K
13.7	23.7	41.2	71.5	124	215	374	649	1.13K	1.96K	3.4K	5.9K	10.2K	17.8K	30.9K	53.6K	93.1K	162K	280K	487K	845K
14	24.3	42.2	73.2	127	221	383	665	1.15K	2.0K	3.48K	6.04K	10.5K	18.2K	31.6K	54.9K	95.3K	165K	287K	499K	866K
14.3	24.9	43.2	75	130	226	392	681	1.18K	2.05K	3.57K	6.19K	10.7K	18.7K	32.4K	56.2K	97.6K	169K	294K	511K	887K
14.7	25.5	44.2	76.8	133	232	402	698	1.21K	2.1K	3.65K	6.34K	11K	19.1K	33.2K	57.6K	100K	174K	301K	523K	909K
15	26.1	45.3	78.7	137	237	412	715	1.24K	2.15K	3.74K	6.49K	11.3K	19.6K	34K	59K	102K	178K	309K	536K	931K
15.4	26.7	46.4	80.6	140	243	422	732	1.27K	2.21K	3.83K	6.65K	11.5K	20K	34.8K	60.4K	105K	182K	316K	549K	953K
15.8	27.4	47.5	82.5	143	249	432	750	1.3K	2.26K	3.92K	6.81K	11.8K	20.5K	35.7K	61.9K	107K	187K	324K	562K	976K
16.2	28	48.7	84.5	147	255	442	768	1.33K	2.32K	4.02K	6.98K	12.1K	21K	36.5K	63.4K	110K	191K	332K	576K	1.0M
16.5	28.7	49.9	86.6	150	261	453	787	1.37K	2.37K	4.12K	7.15K	12.4K	21.5K	37.4K	64.9K	113K	196K	340K	590K	
16.9	29.4	51.1	88.7	154	267	464	806	1.4K	2.43K	4.22K	7.32K	12.7K	22.1K	38.3K	66.5K	115K	200K	348K	604K	

Specifications:

- Style: H8-J
- Tolerance: 0.1%
- Max operating voltage: 200V
- Temperature coefficient: 25PPM/°C
- Power rating @ 70°C: 1/4W
- Also available in 1/10W, 1/2W, and 1 W; may be subject to min. order requirement

DIMENSIONS (IN.)

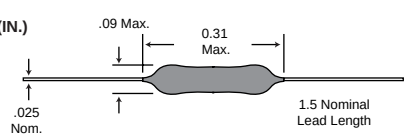

MOUSER STOCK NO.	Price Each 1	50	100	500
279-Value	**1.08**	**.90**	**.72**	**.54**

XICON™ Passive Components TransOhm

1% Metal Film Resistors

Table of Values in Ω

4.02	18	31.6	54.9	95.3	180	324	549	953	1.8K	3.24K	5.62K	10K	18.7K	33.2K	56.2K	102K	191K	332K	590K
4.75	18.2	32.4	56	97.6	182	330	560	976	1.82K	3.3K	5.76K	10.2K	19.1K	33.6K	57.6K	105K	192K	340K	604K
10	18.7	33	56.2	100	187	332	562	1K	1.87K	3.32K	5.9K	10.5K	19.6K	34K	59K	107K	196K	348K	619K
10.2	19.1	33.2	57.6	102	191	340	565	1.02K	1.91K	3.4K	6.04K	10.7K	20K	34.8K	60.4K	110K	200K	357K	620K
10.5	19.6	34	59	105	196	348	576	1.05K	1.96K	3.48K	6.19K	11K	20.5K	35.7K	61.9K	113K	205K	360K	634K
10.7	20	34.8	60.4	107	200	350	590	1.07K	2K	3.57K	6.2K	11.3K	21K	36K	62K	115K	210K	365K	649K
11	20.5	35.7	61.9	110	205	357	604	1.1K	2.05K	3.6K	6.34K	11.5K	21.5K	36.5K	63.4K	118K	215K	374K	665K
11.3	21	36	62	113	210	360	619	1.13K	2.1K	3.65K	6.49K	11.8K	22K	37.4K	64.9K	120K	220K	383K	680K
11.5	21.5	36.5	63.4	115	215	365	620	1.15K	2.15K	3.74K	6.65K	12K	22.1K	38.3K	66.5K	121K	221K	390K	681K
11.8	22	37.4	64.9	118	220	374	634	1.18K	2.2K	3.83K	6.8K	12.1K	22.6K	39K	68K	124K	226K	392K	698K
12	22.1	38.3	66.5	120	221	383	649	1.2K	2.21K	3.9K	6.81K	12.4K	23.2K	39.2K	68.1K	127K	232K	402K	715K
12.1	22.6	39	68	121	226	390	665	1.21K	2.26K	3.92K	6.98K	12.7K	23.7K	40.2K	69.8K	130K	237K	412K	732K
12.4	23.2	39.2	68.1	124	232	392	680	1.24K	2.32K	4.02K	7.15K	13K	24K	41.2K	71.5K	133K	240K	422K	750K
12.7	23.7	40.2	69.8	127	237	402	681	1.27K	2.37K	4.12K	7.32K	13.3K	24.3K	42.2K	73.2K	137K	243K	430K	768K
13	24	41.2	71.5	130	240	412	698	1.3K	2.4K	4.22K	7.5K	13.7K	24.9K	43K	75K	140K	249K	432K	787K
13.3	24.3	42.2	73.2	133	243	422	715	1.33K	2.43K	4.32K	7.68K	14K	25.5K	43.2K	76.8K	143K	255K	442K	806K
13.7	24.7	43	75	137	249	430	732	1.37K	2.49K	4.42K	7.87K	14.3K	26.1K	44.2K	78.7K	147K	261K	453K	820K
14	24.9	43.2	75.5	140	255	432	750	1.4K	2.55K	4.53K	8.06K	14.7K	26.7K	45.3K	80.6K	150K	267K	464K	825K
14.3	25.5	44.2	76.8	143	261	442	768	1.43K	2.61K	4.64K	8.2K	15K	27K	46.4K	82K	154K	270K	470K	845K
14.7	26.1	45.3	78.7	147	267	453	787	1.47K	2.67K	4.7K	8.25K	15.4K	27.4K	47K	82.5K	158K	274K	475K	866K
15	26.7	46.4	80.6	150	270	464	806	1.5K	2.7K	4.75K	8.45K	15.8K	28K	47.5K	84.5K	160K	280K	487K	887K
15.4	27	47	82	154	274	470	820	1.54K	2.74K	4.87K	8.66K	16K	28.7K	48.7K	86.6K	162K	287K	499K	909K
15.8	27.4	47.5	82.5	158	280	475	825	1.58K	2.8K	4.99K	8.8K	16.2K	29.4K	49.9K	88.7K	165K	294K	511K	910K
16	28	48.7	84.5	160	287	487	845	1.6K	2.87K	5.1K	8.87K	16.5K	30K	51K	90.9K	169K	300K	523K	931K
16.2	28.7	49.9	86.6	162	294	499	866	1.62K	2.94K	5.11K	9.09K	16.9K	30.1K	51.1K	91K	174K	301K	536K	953K
16.5	29.4	51	88.7	165	300	510	887	1.65K	3.0K	5.23K	9.1K	17.4K	30.9K	52.3K	93.1K	178K	309K	549K	976K
16.9	30	51.1	90.9	169	301	511	909	1.69K	3.01K	5.36K	9.31K	17.8K	31.6K	53.6K	95.3K	180K	316K	560K	1.0M
17.4	30.1	52.3	91	174	309	523	910	1.74K	3.09K	5.49K	9.53K	18K	32.4K	54.9K	97.6K	182K	324K	562K	1.5M
17.8	30.9	53.6	93.1	178	316	536	931	1.78K	3.16K	5.6K	9.76K	18.2K	33K	56K	100K	187K	330K	576K	2.2M

Requirements	Operating Temp. Range	Temperature Coefficient	Temp. Cycling	Short Time Overload	Terminal Strength	Dielectric Withstanding	Insulation Resistance	Effect of Soldering	Load Life, (70°C)	Moisture Resistance, (40°C)
Characteristics	-55°C to 155°C	±50PPM,±100PPM	±1%	±0.5%	2.5kg	±0.5%	10^{10}Ω	±0.5%	±1%	±1%
JIS-C-5202	- - -	5.2	7.4	5.5	6.1	5.7A	5.6A	6.4	7.10	7.9

Features multiple epoxy coating on a Nichrome resistor element.
Not MIL rated but comparable to MIL STD MIL-R-22684 for RL20 and MIL-R-10509F for RN60D.

Select packaging method when ordering. See package methods below.

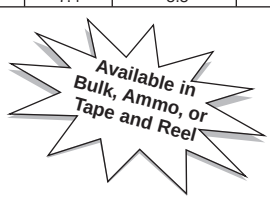

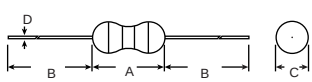

Series	Dimensions (mm)			
	A	B	C	D $^{+.02}_{-.005}$
278	4.2	28	2	0.5
271	6.8	28	2.5	0.6
29MF250	6.8	28	2.5	0.6
29MF500	10	28	3.5	0.6
273	10	28	3.5	0.6

LOOSE PACK

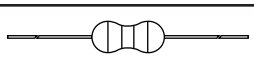

Stock No.	Standard Pack
278 - Value	200
29MF250 - Value	200
271 - Value	200
29MF500 - Value	100

1/8 and 1/4 Watt

MOUSER STOCK NO.	Watt Size	T. C.	Max W.V.	Price Each 1	Price Each 200
278 - Value	1/8	100ppm	200	**.11**	**.05**
29MF250 - Value	1/4	100ppm	250	**.09**	**.02**
271 - Value	1/4	50ppm	250	**.09**	**.02**

1/2Watt

MOUSER STOCK NO.	Watt Size	T. C.	Max W.V.	Price Each 1	Price Each 100
29MF500 - Value	1/2	100ppm	350	**.12**	**.055**

BULK PACKAGING

Packaged in bags of 100 or 200, 1000 per box.

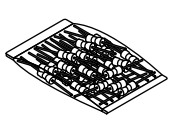

Bulk Pack Stock No.	Quantity Per Box
278 - Value / 1000	5 bags of 200
271 - Value / 1000	5 bags of 200
29MF250 - Value / 1000	5 bags of 200
29MF500 - Value / 1000	10 bags of 100

RESISTOR DISCOUNTS

1000 packs of different resistance values, within the same series, may be combined to obtain lower cost. Annual price agreements are also available. Call any Mouser Service Representative.

MOUSER STOCK NO.	Watt Size	T. C.	Max W.V.	Price Per 1,000 Piece Package 1	5	10	50	100
278 - Value / 1000	1/8	100ppm	200	**30.75**	**26.25**	**22.50**	**17.99**	**Call For Quote**
29MF250 - Value / 1000	1/4	100ppm	250	**19.00**	**16.50**	**13.99**	**10.99**	
271 - Value / 1000	1/4	50ppm	250	**19.00**	**16.50**	**13.99**	**10.99**	
29MF500 - Value / 1000	1/2	100ppm	350	**38.00**	**29.50**	**28.50**	**26.75**	

AMMO PACKAGING

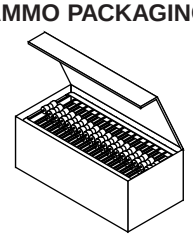

Ammo Pack Stock No.	Quantity Per Box
278 - Value / AP	2,000
271 - Value / AP	1,000
273 - Value / AP	1,000

RESISTOR DISCOUNTS

Ammo packs of different resistance values, within the same series, may be combined to obtain lower cost. Annual price agreements are also available. Call any Mouser Service Representative.

MOUSER STOCK NO.	Watt Size	T. C.	Max W.V.	Price Per Box of 2,000 1	2	5	25	50
278 - Value / AP	1/8	100ppm	200	**61.50**	**52.50**	**45.00**	**35.98**	**Call**
				Price Per Box of 1,000				
				1	**5**	**10**	**50**	**100**
271 - Value / AP	1/4	50ppm	250	**19.00**	**16.50**	**13.99**	**10.99**	**Call**
273 - Value / AP	1/2	50ppm	350	**38.00**	**36.00**	**34.00**	**32.00**	

TAPE AND REEL PACKAGING

Tape and Reel Stock No.	Quantity Per Reel
278 - Value / REEL	5,000
271 - Value / REEL	5,000
29MF250 - Value / REEL	5,000
29MF500 - Value / REEL	3,000

RESISTOR DISCOUNTS

Reels of different resistance values, within the same series, may be combined to obtain lower cost. Annual price agreements are also available. Call any Mouser Service Representative.

MOUSER STOCK NO.	Watt Size	T. C.	Max W.V.	Price Per Reel of 5,000 1	2	10	20	100
278 - Value / REEL	1/8	100ppm	200	**140.00**	**119.92**	**95.92**	**87.92**	**Call For Quote**
29MF250 - Value / REEL	1/4	100ppm	250	**82.50**	**69.95**	**54.95**	**49.95**	
271 - Value / REEL	1/4	50ppm	250	**82.50**	**69.95**	**54.95**	**49.95**	
				Price Per Reel of 3,000				
				1	**3**	**16**	**33**	**166**
29MF500 - Value / REEL	1/2	100ppm	350	**114.00**	**88.50**	**85.50**	**80.25**	**Call**

5% Carbon Film Resistors

XICON™ Passive Components by TransOhm

Table of Values in Ω															
0	2.4	6.8	20	56	160	470	1.3K	3.6K	10K	30K	82K	240K	680K	2M	5.6M
0.5	2.7	7.5	22	62	180	510	1.5K	3.9K	11K	33K	91K	270K	750K	2.2M	6.2M
1.0	3.0	8.2	24	68	200	560	1.6K	4.3K	12K	36K	100K	300K	820K	2.4M	6.8M
1.1	3.3	9.1	27	75	220	620	1.8K	4.7K	13K	39K	110K	330K	910K	2.7M	7.5M
1.2	3.6	10	30	82	240	680	2K	5.1K	15K	43K	120K	360K	1M	3M	8.2M
1.3	3.9	11	33	91	270	750	2.2K	5.6K	16K	47K	130K	390K	1.1M	3.3M	9.1M
1.5	4.3	12	36	100	300	820	2.4K	6.2K	18K	51K	150K	430K	1.2M	3.6M	10M
1.6	4.7	13	39	110	330	910	2.7K	6.8K	20K	56K	160K	470K	1.3M	3.9M	15M
1.8	5.1	15	43	120	360	1K	3K	7.5K	22K	62K	180K	510K	1.5M	4.3M	22M
2.0	5.6	16	47	130	390	1.1K	3.2K	8.2K	24 K	68K	200K	560K	1.6M	4.7M	
2.2	6.2	18	51	150	430	1.2K	3.3K	9.1K	27K	75K	220K	620K	1.8M	5.1M	

Select packaging method when ordering. See package methods below.

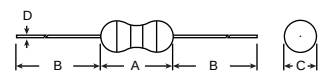

Features:

- Excellent reliability
- Excellent solderability
- Low noise
- Moisture stable
- Standard EIA color code
- Heat stable
- Operating temperature: -55°C to 155°C

Available in Bulk, Ammo, or Tape and Reel

Series	Rated Power @ 70°C (W)	Max Working Voltage (V)	Max Overload Voltage (V)	Dimensions (mm) max.			
				A	B	C	D $^{+.02}_{-.005}$
299	1/8	200	400	4.2	28±3	2	0.5
291/29SJ250/29AB250	1/4	250	500	6.8	28±3	2.5	0.6
293/29SJ500/29AB500	1/2	350	700	10	28±3	3.5	0.6
29SJ901	1	500	1000	12	28±3	5.0	0.8

LOOSE PACKAGING

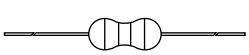

Stock No.	Standard Pack
299-Value	200
291-0	200
29SJ250-Value	200
29SJ500-Value	100
29SJ901-Value	100

1/8 and 1/4 Watt

✻See Table of Values

MOUSER STOCK NO.	Watt Size	✻ Range of Values	Price Each	
			1	200
299-Value	1/8	0Ω - 10MΩ	**.08**	**.014**
291-0	1/4	0Ω	**.07**	**.009**
29SJ250-Value	1/4	.5Ω - 10MΩ	**.07**	**.009**
29SJ250-Value	1/4	15MΩ or 22MΩ	**.09**	**.03**

1/2 and 1 Watt

✻See Table of Values

MOUSER STOCK NO.	Watt Size	✻ Range of Values	Price Each	
			1	100
29SJ500-Value	1/2	.5Ω - 10MΩ	**.08**	**.014**
29SJ901-Value	1	.5Ω - 10MΩ	**.14**	**.05**

BULK PACKAGING (1,000 Per Pack)

Packaged in bags of 100, 200, or 1000 per box.

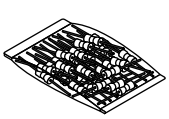

Bulk Pack Stock No.	Quantity Per Box
299-Value / 1000	5 bags of 200
291-0 / 1000	5 bags of 200
29SJ250-Value / 1000	5 bags of 200
29SJ500-Value / 1000	10 bags of 100
29SJ901-Value / 1000	10 bags of 100

RESISTOR DISCOUNTS

1000 packs of different resistance values, within the same series, may be combined to obtain lower cost. Annual price agreements are also available. Call any Mouser Service Representative.

✻ See Table of Values

MOUSER STOCK NO.	Watt Size	✻Range of Values	Price Per 1,000 Piece Package				
			1	5	10	50	100
299-Value / 1000	1/8	0Ω - 10MΩ	**12.50**	**11.50**	**10.50**	**9.50**	**Call For Quote**
291-0 / 1000	1/4	0Ω	**8.00**	**7.75**	**7.25**	**5.75**	
29SJ250-Value / 1000	1/4	.5Ω - 10MΩ	**8.00**	**7.75**	**7.25**	**5.75**	
29SJ250-Value / 1000	1/4	15MΩ or 22MΩ	**14.50**	**14.00**	**13.10**	**10.40**	
29SJ500-Value / 1000	1/2	.5Ω - 10MΩ	**12.50**	**11.50**	**10.50**	**9.50**	
29SJ901-Value / 1000	1	.5Ω - 10MΩ	**48.00**	**46.00**	**44.00**	**42.00**	

AMMO PACKAGING

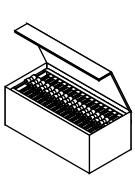

Taped & Boxed

Ammo Pack Stock No.	Quantity Per Box
299-Value / AP	2,000
291-Value / AP	1,000
293-Value / AP	1,000

RESISTOR DISCOUNTS

Ammo packs of different resistance values, within the same series, may be combined to obtain lower cost. Annual price agreements are also available. Call any Mouser Service Representative.

✻See Table of Values

MOUSER STOCK NO.	Watt Size	✻Range of Values	Price Per Box of 2000				
			1	2	5	25	50
299-Value / AP	1/8	0Ω - 10MΩ	**25.00**	**23.00**	**21.00**	**19.00**	**Call**
			Price Per Box of 1000				
			1	5	10	50	100
291-Value / AP	1/4	0Ω - 10MΩ	**8.00**	**7.75**	**7.25**	**5.75**	**Call For Quote**
291-Value / AP	1/4	15MΩ or 22MΩ	**14.50**	**14.00**	**13.10**	**10.40**	
293-Value / AP	1/2	.5Ω - 10MΩ	**12.50**	**11.50**	**10.50**	**9.50**	

TAPE AND REEL PACKAGING

These high quality carbon film resistors, are now available in tape and reel form. The added benefit of tape and reel form promotes rapid, cost effective automatic insertion.

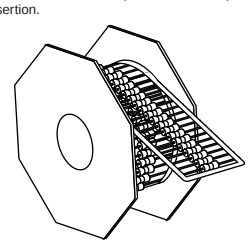

Tape and Reel Stock No.	Quantity Per Reel
299-Value / REEL	5,000
29AB250-Value	5,000
29AB500-Value	3,000

RESISTOR DISCOUNTS

Reels of different resistance values, within the same series, may be combined to obtain lower cost. Annual price agreements are also available. Call any Mouser Service Representative.

✻See Table of Values

MOUSER STOCK NO.	Watt Size	✻ Range of Values	Price Per Reel of 5,000			
			1	2	10	20
299-Value / REEL	1/8	0Ω - 10MΩ	**57.50**	**52.50**	**47.50**	**Call For Quote**
29AB250-Value	1/4	0.5Ω - 10MΩ	**38.75**	**36.25**	**28.75**	
291-0/REEL	1/4	0Ω	**38.75**	**36.25**	**28.75**	
			Price Per Reel of 3,000			
			1	3	16	33
29AB500-Value	1/2	.5Ω - 10MΩ	**37.50**	**34.50**	**31.50**	**Call**

Carbon Film and Metal Film Resistor Kits

CARBON FILM RESISTOR KITS

The 240 piece kits contain 10 each of 24 different values packaged in plastic bags with one value per bag. There are 4 values stored in each of the 6 compartments in the compact storage case.

Features:
- Fully assembled and keyed for easy use
- Resistors color code chart included

A

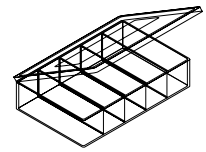

B

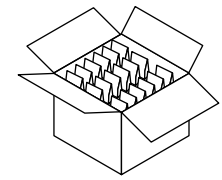

Prototype Kits

MOUSER STOCK NO.	Fig.	Type	Range of Values Ω	Pieces in Each Kit	Description	Price
370-299-1	A	1/8 watt carbon film 5%	1.0 - 82	240	**10 each:** 1.0, 1.2, 1.5, 1.8, 2.2, 2.7, 3.3, 3.9, 4.7, 5.6, 6.8, 8.2, 10, 12, 15, 18, 22, 27, 33, 39, 47, 56, 68, 82	**19.95**
370-299-2	A	1/8 watt carbon film 5%	100 - 8.2K	240	**10 each:** 100, 120, 150, 180, 220, 270, 330, 390, 470, 560, 680, 820, 1K, 1.2K, 1.5K, 1.8K, 2.2K, 2.7K, 3.3K, 3.9K, 4.7K, 5.6K, 6.8K, 8.2K	**19.95**
370-299-3	A	1/8 watt carbon film 5%	10K - 820K	240	**10 each:** 10K, 12K, 15K, 18K, 22K, 27K, 33K, 39K, 47K, 56K, 68K, 82K, 100K, 120K, 150K, 180K, 220K, 270K, 330K, 390K, 470K, 560K, 680K, 820K	**19.95**
370-SJ250-1	A	1/4 watt carbon film 5%	1.0 - 1K	240	**10 each:** 1.0, 2.0, 3.0, 4.7, 5.6, 7.5, 8.2, 10, 12, 15, 20, 27, 47, 68, 75, 100, 200, 300, 430, 560, 680, 750, 820, 1K	**18.95**
370-SJ250-2	A	1/4 watt carbon film 5%	1.1K - 100K	240	**10 each:** 1.1K, 1.5K, 1.8K, 2K, 2.7K, 3K, 3.3K, 3.9K, 4.7K, 5.6K, 6.8K, 8.2K, 10K, 15K, 20K, 27K, 30K, 33K, 47K, 56K, 68K, 75K, 82K, 100K	**18.95**
370-SJ250-3	A	1/4 watt carbon film 5%	110K - 10M	240	**10 each:** 110K, 130K, 150K, 180K, 200K, 270K, 300K, 330K, 390K, 470K, 560K, 680K, 750K, 820K, 910K, 1M, 2M, 3.3M, 3.9M, 4.7M, 5.6M, 6.8M, 8.2M, 10M	**18.95**
370-SJ500-1	A	1/2 watt carbon film 5%	2.2 - 1K	240	**10 each:** 2.2, 2.4, 3, 4.7, 5.6, 7.5, 8.2, 10, 13, 15, 20, 27, 47, 68, 75, 100, 200, 300, 430, 560, 680, 750, 820, 1K	**23.95**
370-SJ500-2	A	1/2 watt carbon film 5%	1.1K - 100K	240	**10 each:** 1.1K, 1.5K, 1.8K, 2K, 2.7K, 3K, 3.3K, 3.9K, 4.7K, 5.6K, 6.8K, 8.2K, 10K, 15K, 20K, 27K, 30K, 33K, 47K, 56K, 68K, 75K, 82K, 100K	**23.95**
370-SJ500-3	A	1/2 watt carbon film 5%	110K - 3.3M	240	**10 each:** 110K, 130K, 150K, 180K, 200K, 270K, 300K, 330K, 390K, 470K, 560K, 680K, 750K, 820K, 910K, 1M, 1.1M, 1.3M, 1.5M, 1.6M, 1.8M, 2M, 2.2M, 3.3M	**23.95**
370-SJ901-1	A	1 watt carbon film 5%	2.2 - 1K	240	**10 each:** 2.2, 3.3, 4.7, 5.6, 6.8, 8.2, 10, 15, 27, 39, 47, 56, 68, 82, 100, 150, 220, 270, 330, 470, 560, 680, 820, 1K	**29.95**
370-SJ901-2	A	1 watt carbon film 5%	1.2K - 100K	240	**10 each:** 1.2K, 1.5K, 1.8K, 2.2K, 2.7K, 3.3K, 3.9K, 4.7K, 5.6K, 6.8K, 8.2K, 10K, 12K, 15K, 18K, 22K, 27K, 33K, 39K, 47K, 56K, 68K, 82K, 100K	**29.95**

"C-Pac" Resistor Assortments

370-SJ250-1C	B	1/4 watt carbon film	1.0 - 1K	4800	**200 each** of all values listed for prototype kit 370-SJ250-1 shown above.	**46.95**
370-SJ250-2C	B	1/4 watt carbon film	1.1K - 100K	4800	**200 each** of all values listed for prototype kit 370-SJ250-2 shown above.	**46.95**
370-SJ250-3C	B	1/4 watt carbon film	110K - 10M	4800	**200 each** of all values listed for prototype kit 370-SJ250-3 shown above.	**46.95**
370-SJ250-C	B	1/4 watt carbon film	1 -10M	14,400	**200 each** of all values listed for prototype kit 370-SJ250-1, 370-SJ250-2, and 370-SJ250-3 shown above.	**139.95**
370-SJ500-1C	B	1/2 watt carbon film	2.2 - 1K	4800	**200 each** of all values listed for prototype kit 370-SJ500-1 shown above.	**74.95**
370-SJ500-2C	B	1/2 watt carbon film	1.1K - 100K	4800	**200 each** of all values listed for prototype kit 370-SJ500-2 shown above.	**74.95**
370-SJ500-3C	B	1/2 watt carbon film	110K - 3.3M	4800	**200 each** of all values listed for prototype kit 370-SJ500-3 shown above.	**74.95**
370-SJ500-C	B	1/2 watt carbon film	2.2 - 3.3M	14,400	**200 each** of all values listed for prototype kit 370-SJ500-1, 370-SJ500-2, and 370-SJ500-3 shown above.	**217.95**
370-SJ901-1C	B	1 watt carbon film	2.2 - 1K	2400	**100 each** of all values listed for prototype kit 370-SJ901-1 shown above.	**114.95**
370-SJ901-2C	B	1 watt carbon film	1.2K - 100K	2400	**100 each** of all values listed for prototype kit 370-SJ901-2 shown above.	**114.95**
370-SJ901-C	B	1 watt carbon film	2.2 - 100K	4800	**100 each** of all values listed for prototype kit 370-SJ901-1 and 370-SJ901-2 shown above.	**229.95**

METAL FILM RESISTOR KITS

The 240 piece kits contain 10 each of 24 different values packaged in plastic bags with one value per bag. There are 4 values stored in each of the 6 compartments in the compact storage case.

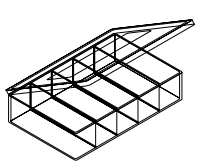

Features:
- 1% tolerance
- Fully assembled and keyed for easy use
- 240 pieces
- 10 each of 24 different values per kit
- Metal film
- Epoxy coated
- Nickel chromium
- Ceramic substrate

MOUSER STOCK NO.	Type	Range of Values Per Kit (Ω)	Price
370-278-1 **370-271-1** **370-MF500-1**	1/8W - 50ppm 1/4W - 50ppm 1/2W - 100ppm	4.02, 10, 20, 30, 39, 47, 51, 68, 100, 120, 160, 200, 220, 270, 300, 330, 390, 430, 560, 620, 750, 820, 910, 1K	**29.95** **29.95** **34.95**
370-278-2 **370-271-2** **370-MF250-2** **370-MF500-2**	1/8W - 50ppm 1/4W - 50ppm 1/4W - 100ppm 1/2W - 100ppm	1.1K, 1.5K, 1.8K, 2K, 2.7K, 3.0K, 3.3K, 3.9K, 4.7K, 5.6K, 6.8K, 8.2K, 10K, 15K, 20K, 27K, 30K, 33K, 47K, 56K, 68K, 75K, 82K, 100K	**29.95** **29.95** **29.95** **34.95**
370-278-3 **370-271-3** **370-MF500-3**	1/8W - 50ppm 1/4W - 50ppm 1/2W - 100ppm	110K, 120K, 130K, 150K, 160K, 180K, 200K, 220K, 270K, 300K, 330K, 390K, 430K, 470K, 499K, 560K, 620K, 680K, 750K, 820K, 845K, 910K, 953K, 1M	**29.95** **29.95** **34.95**

METAL FILM "C-PAC" RESISTOR ASSORTMENT

Features:
- 1% tolerance
- 72 different values
- Individually labeled packs
- 1/4 watt
- Range: 4.02Ω to 1MΩ
- Pieces in kit: 14,400

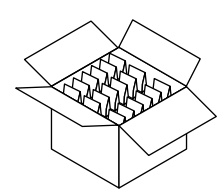

MOUSER STOCK NO.	Type	Range of Values Per Kit (Ω)	Price
370-271-C	50ppm	**200 each of:** 4.02, 10, 20, 30, 39, 47, 51, 68, 100, 120, 160, 200, 220, 270, 300, 330 390, 430, 560, 620, 750, 820, 910, 1K, 1.1K, 1.5K, 1.8K, 2K, 2.7K, 3.0K, 3.3K, 3.9K, 4.7K, 5.6K, 6.8K, 8.2K,10K, 15K, 20K, 27K, 30K, 33K, 47K, 56K, 68K, 75K, 82K, 100K, 110K, 120K, 130K, 150K, 160K, 180K, 200K, 220K, 270K, 300K, 330K, 390K, 430K, 470K, 499K, 560K, 620K, 680K, 750K, 820K, 845K, 910K, 953K, 1M	**329.95**

Please see pages 351 and 352 for additional Prototype Kits.

Surface Mount Resistors

XICON™ Passive Components TransOhm

5% THICK FILM CHIP RESISTORS 0603/0805/1206 SIZE

Features:

- High purity alumina substrate
- Wave or flow solderable
- Wrap around termination
- Excellent high frequency characteristics
- Tight temperature coefficient resistance
- Inner electrode protection
- Excellent mechanical strength
- Excellent electrical stability
- High quality thick film element
- Stable high frequency characteristics
- Reduced lead inductance

Common Specification:

- Temperature coefficient:
  100Ω and below: ±500ppm
  110Ω to 470KΩ: ±300ppm
  510KΩ to 3.3MΩ: ±500ppm
  3.6MΩ to 10MΩ: ±1000ppm

Resistor Pricing

Resistors ordered in lots of 1 reel per value can be combined with the same stock number range for lower price. Annual price agreements are also available. Call any Mouser Service Representative.

Available in Reels

0603 Case Style Specifications:

- Rated power: 1/16W
- Max working voltage: 50V
- Max overload voltage: 100V
- Operating temperature range: -55°C to +125°C

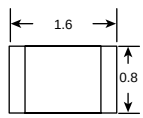

DIMENSIONS (mm)

0805 Case Style Specifications:

- Rated power: 1/10 watt
- Resistance tolerance: ±5%
- Max working voltage: 100V
- Max overload voltage: 200V
- Operating temperature: -55°C to +125°C

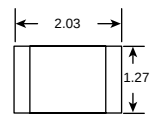

DIMENSIONS (mm)

1206 Case Style Specifications:

- Rated power: 1/8 watt
- Resistance tolerance: ±5%
- Max working voltage: 200V
- Max overload voltage: 300V
- Operating temperature: -55°C to +125°C

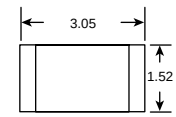

DIMENSIONS (mm)

Table of Values in Ω ✻ Available only in 0805 Case (260-Value)

0	1.8	3.6	6.8	13	27	51	100	200	390	750	1.5K	3K	5.6K	11K	22K	43K	82K	160K	330K	620K	1.1M	2.2M	4.3M	8.2M
1.0	2.0	3.9	7.5	15	30	56	110	220	430	820	1.6K	3.3K	6.2K	12K	24K	47K	91K	180K	360K	✻660K	1.2M	2.4M	4.7M	9.1M
1.1	2.2	4.3	8.2	16	33	62	120	240	470	910	1.8K	3.6K	6.8K	13K	27K	51K	100K	200K	390K	680K	1.3M	2.7M	5.1M	10M
1.2	2.4	4.7	9.1	18	36	68	130	270	510	1K	2K	3.9K	7.5K	15K	30K	56K	110K	220K	430K	750K	1.5M	3M	5.6M	
1.3	2.7	5.1	10	20	39	75	150	300	560	1.1K	2.2K	4.3K	8.2K	16K	33K	62K	120K	240K	470K	820K	1.6M	3.3M	6.2M	
1.5	3.0	5.6	11	22	43	82	160	330	620	1.2K	2.4K	4.7K	9.1K	18K	36K	68K	130K	270K	510K	910K	1.8M	3.6M	6.8M	
1.6	3.3	6.2	12	24	47	91	180	360	680	1.3K	2.7K	5.1K	10K	20K	39K	75K	150K	300K	560K	1M	2M	3.9M	7.5M	

Case Size	Bulk Packs Parts packed on SMD tape.				Tape and Reel					
	MOUSER STOCK NO.	Price Per Value			MOUSER STOCK NO.	Price Per Reel of 5000				
		1	100	1000		1	5	10	25	50
0603	**301-Value**	**.11**	**.025**	**.019**	**301-Value / REEL**	**35.11**	**32.83**	**26.85**	**20.00**	**Call**
0805	**260-Value**	**.08**	**.024**	**.014**	**260-Value / REEL**	**29.82**	**27.88**	**21.82**	**18.50**	
1206	**263-Value**	**.08**	**.024**	**.014**	**263-Value / REEL**	**31.46**	**29.42**	**23.01**	**20.00**	

1% THICK FILM CHIP RESISTORS 0805 AND 1206 SIZE

0805 Case Style Specifications:

- Rated power: 1/10 watt
- Resistance tolerance: ±1%
- Max working voltage: 100V
- Max overload voltage: 200V
- Operating temperature: -55°C to +125°C

1206 Case Style Specifications:

- Rated power: 1/8 watt
- Resistance tolerance: ±1%
- Max working voltage: 200V
- Max overload voltage: 300V
- Operating temperature: -55°C to +125°C

Common Specification:

- Temperature coefficient:
  100Ω and below: ±300ppm
  102Ω to 499KΩ: ±100ppm
  511KΩ to 1.0MΩ: ±300ppm

Available in Reels

DIMENSIONS (mm)

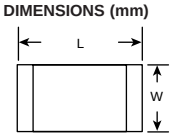



Table of Values in Ω

10	16.9	28.7	48.7	82.5	140	237	392	665	1.13K	1.91K	3.16K	5.36K	9.09K	15.4K	26.1K	43.2K	73.2K	124K	210K	348K	590K	1.0M
10.2	17.4	29.4	49.9	84.5	143	243	402	681	1.15K	1.96K	3.24K	5.49K	9.31K	15.8K	26.7K	44.2K	75K	127K	215K	357K	604K	
10.5	17.8	30.1	51.1	86.6	147	249	412	698	1.18K	2.0K	3.32K	5.62K	9.53K	16.2K	27.4K	45.3K	76.8K	130K	221K	365K	619K	
10.7	18.2	30.9	52.3	88.7	150	255	422	715	1.21K	2.05K	3.4K	5.76K	9.76K	16.5K	28K	46.4K	78.7K	133K	226K	374K	634K	
11	18.7	31.6	53.6	90.9	154	261	432	732	1.24K	2.1K	3.48K	5.9K	10K	16.9K	28.7K	47.5K	80.6K	137K	232K	383K	649K	
11.3	19.1	32.4	54.9	93.1	158	267	442	750	1.27K	2.15K	3.57K	6.04K	10.2K	17.4K	29.4K	48.7K	82.5K	140K	237K	392K	665K	
11.5	19.6	33.2	56.2	95.3	162	274	453	768	1.3K	2.21K	3.65K	6.19K	10.5K	17.8K	30K	49.9K	84.5K	143K	243K	402K	681K	
11.8	20	34	57.6	97.6	165	280	464	787	1.33K	2.26K	3.74K	6.34K	10.7K	18.2K	30.1K	51.1K	86.6K	147K	249K	412K	698K	
12.1	20.5	34.8	59	100	169	287	475	806	1.37K	2.32K	3.83K	6.49K	11.K	18.7K	30.9K	52.3K	88.7K	150K	255K	422K	715K	
12.4	21	35.7	60.4	102	174	294	487	825	1.40K	2.37K	3.92K	6.65K	11.3K	19.1K	31.6K	53.6K	90.9K	154K	261K	432K	732K	
12.7	21.5	36.5	61.9	105	178	300	499	845	1.43K	2.43K	4.02K	6.81K	11.5K	19.6K	32.4K	54.9K	93.1K	158K	267K	442K	750K	
13	22.1	37.4	63.4	107	182	301	511	866	1.47K	2.49K	4.12K	6.98K	11.8K	20K	33.2K	56.2K	95.3K	162K	274K	453K	768K	
13.3	22.6	38.3	64.9	110	187	309	523	887	1.5K	2.55K	4.22K	7.15K	12.1K	20.5K	34.K	57.6K	97.6K	165K	280K	464K	787K	
13.7	23.2	39.2	66.5	113	191	316	536	909	1.54K	2.61K	4.32K	7.32K	12.4K	21.K	34.8K	59.0K	100K	169K	287K	475K	806K	
14	23.7	40.2	68.1	115	196	324	549	931	1.58K	2.67K	4.42K	7.5K	12.7K	21.5K	35.7K	60.4K	102K	174K	294K	487K	825K	
14.3	24.3	41.2	69.8	118	200	332	562	953	1.62K	2.74K	4.53K	7.68K	13K	22.1K	36.5K	61.9K	105K	178K	300K	499K	845K	
14.7	24.9	42.2	71.5	121	205	340	576	976	1.65K	2.8K	4.64K	7.87K	13.3K	22.6K	37.4K	63.4K	107K	182K	301K	511K	866K	
15	25.5	43.2	73.2	124	210	348	590	1.0K	1.69K	2.87K	4.75K	8.06K	13.7K	23.2K	38.3K	64.9K	110K	187K	309K	523K	887K	
15.4	26.1	44.2	75	127	215	357	604	1.02K	1.74K	2.94K	4.87K	8.25K	14.K	23.7K	39.2K	66.5K	113K	191K	316K	536K	909K	
15.8	26.7	45.3	76.8	130	221	365	619	1.05K	1.78K	3.0K	4.99K	8.45K	14.3K	24.3K	40.2K	68.1K	115K	196K	324K	549K	931K	
16.2	27.4	46.4	78.7	133	226	374	634	1.07K	1.82K	3.01K	5.11K	8.66K	14.7K	24.9K	41.2K	69.8K	118K	200K	332K	562K	953K	
16.5	28	47.5	80.6	137	232	383	649	1.1K	1.87K	3.09K	5.23K	8.87K	15K	25.5K	42.2K	71.5K	121K	205K	340K	576K	976K	

Case Size	Bulk Packs Parts packed on SMD tape.						Tape and Reel					
	MOUSER STOCK NO.	Dimensions (mm)		Price Per Value			MOUSER STOCK NO.	Price Per Reel of 5000				
		L	W	1	100	1000		1	5	10	25	50
0805	**292-Value**	2.03	1.27	**.11**	**.031**	**.022**	**292-Value / REEL**	**51.09**	**47.77**	**37.38**	**34.00**	**Call**
1206	**290-Value**	3.05	1.52	**.09**	**.026**	**.022**	**290-Value / REEL**	**53.45**	**49.98**	**39.11**	**35.00**	

THICK FILM CHIP RESISTOR KITS

The chip resistors for these kits are packaged in a continuous 100 pc. length on SMD tape. Each value is packaged in its own resealable plastic bag and placed within a 15 compartment compact storage case.

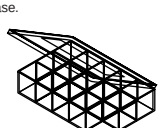

Features:

- Resistance tolerance: 5%
- Fully assembled and keyed for easy use.
- All items are regularly stocked
- Each bag labeled with value of resistor

Table of Values in Ω

10	39	150	560	2.2K	8.2K	33K	120K	470K
12	47	180	680	2.7K	10K	39K	150K	560K
15	56	220	820	3.3K	12K	47K	180K	680K
18	68	270	1K	3.9K	15K	56K	220K	820K
22	82	330	1.2K	4.7K	18K	68K	270K	1M
27	100	390	1.5K	5.6K	22K	82K	330K	2M
33	120	470	1.8K	6.8K	27K	100K	390K	

MOUSER STOCK NO.	Case Size	Rated Power	Number of Values	Pieces Per Kit	Price Each	
					1	2
370-301-1	0603	1/16W	62	6,200	**188.95**	**179.95**
370-260-1	0805	1/10W	62	6,200	**174.95**	**165.95**
370-263-1	1206	1/8W	62	6,200	**164.95**	**155.95**

Table of Values in Ω

11	43	160	620	2.4K	9.1K	36K	130K	510K
13	51	200	750	3K	11K	43K	160K	620K
16	62	240	910	3.6K	13K	51K	200K	750K
20	75	300	1.1K	4.3K	16K	62K	240K	910K
24	91	360	1.3K	5.1K	20K	75K	300K	1.5M
30	110	430	1.6K	6.2K	24K	91K	360K	
36	130	510	2K	7.5K	30K	110K	430K	

MOUSER STOCK NO.	Case Size	Rated Power	Number of Values	Pieces Per Kit	Price Each	
					1	2
370-301-2	0603	1/16W	61	6,100	**188.95**	**179.95**
370-260-2	0805	1/10W	61	6,100	**174.95**	**165.95**
370-263-2	1206	1/8W	61	6,100	**164.95**	**155.95**

Resistor Networks

ROHM CONFORMAL COATED SIP RESISTOR NETWORKS

Specifications:
- Resistance range: 100 to 1MΩ
- Tolerance: ±2% or 2Ω, whichever is greater
- Temperature coefficient: +200ppm / °C
- Voltage rating: 100V
- Solderability coverage: 95% (min.)
- Insulation resistance: 1000GΩ

Features:
- 96% alumina for superior thermal dissipation
- Conformal coating for maximum protection in operating environment
- Crimped, solder coated terminals for maximum electrical and mechanical integrity

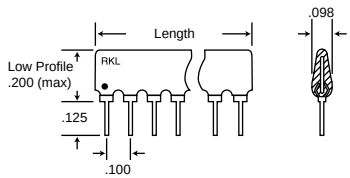

DIMENSIONS (IN.)

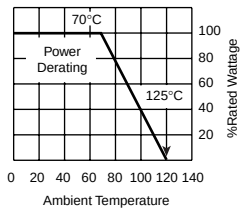

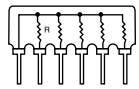

Common Bussed
.125W Per Element

A

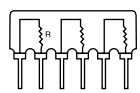

Isolated Elements
.200W Per Element

B

Common Bussed Elements

For quantities greater than listed, call for quote.

MOUSER STOCK NO.	Fig.	Length Max. (In.)	Package Power Rating (Watts)	Standard Pack	Standard Box	No. of Pins (N)	No. of Res.	Price Each 1	100	500
592-6S-1M	A	.59	0.625	100	1000	6	5	.15	.09	.08
592-8S-470	A	.79	.875	100	1000	8	7	.20	.13	.12
592-10S-220	A	.99	1.125	100	1000	10	9	.25	.17	.15

Table of Values (Ω)

100	470	22K
220	3.3K	47K
330	4.7K	1M

Isolated Elements

For quantities greater than listed, call for quote.

MOUSER STOCK NO.	Fig.	Length Max. (In.)	Package Power Rating (Watts)	Standard Pack	Standard Box	No. of Pins	No. of Res.	Price Each 1	100	500
592-6A-Value	B	.59	0.6	100	1000	6	3	.15	.09	.08
592-8A-Value	B	.79	0.8	100	1000	8	4	.20	.13	.12
592-10A-Value	B	.99	1.0	100	1000	10	5	.25	.17	.15

XICON Passive Components TransOhm LOW PROFILE THICK FILM SIP RESISTOR NETWORKS 2%; 100ppm / °C

Specifications:
- Resistance range: 22Ω to 1MΩ
- Resistance tolerance: ±2%
- Temperature coefficient: 100ppm / °C
- Power rating: 1/8 watt per resistor
- Operating temperature range: -55°C to +150°C
- Solderability: Per MIL-R-83401

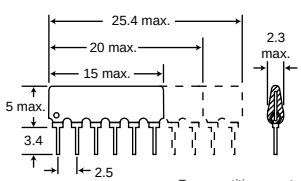

DIMENSIONS (mm)

MEETS MIL SPECS
MIL-R-83401

Common Bus Configuration

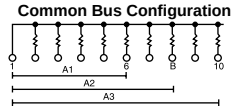

Pin 1 Common,5 ,7, or 9 Resistors
6, 8, or 10 Pin Single-In-Line Package

A

Isolated Configuration

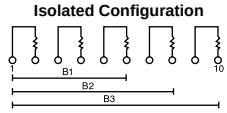

3, 4, or 5 Isolated Resistors
6, 8, or 10 Pins Single-In-Line Package

B

For quantities greater than listed, call for quote.

MOUSER STOCK NO.	Fig.	Cross Reference: Sprague	Dale	Bourns	Allen-Bradley	No. of Pins (N)	No. of Res.	Price Each 1	100	500
264-Value	A1	256CF-PD	CSC06A-01-G	4606-101	106A	6	5	.15	.09	.08
265-Value	A2	256CH-PD	CSC08A-01-G	4608-101	108A	8	7	.20	.13	.12
266-Value	A3	256CK-PD	CSC10A-01-G	4610-101	110A	10	9	.25	.17	.15
267-Value	B1	256-CF-SR	CSC06A-03-G	4606-102	106B	6	3	.15	.09	.08
268-Value	B2	256-CH-SR	CSC08A-03-G	4608-102	108B	8	4	.20	.13	.12
269-Value	B3	256-CK-SR	CSC10A-03-G	4610-102	110B	10	5	.25	.17	.15

Other Values Available Upon Request

Table of Values (Ω)

22	560	5.6K	47K	470K
47	680	6.8K	56K	560K
100	820	8.2K	68K	680K
150	1K	10K	82K	1M
220	1.5K	15K	100K	
270	2.2K	22K	150K	
330	3.3K	27K	220K	
470	4.7K	33K	330K	

BI technologies CORPORATION CONFORMAL COATED SIP RESISTOR NETWORKS

MEETS MIL SPECS
MIL-R 83401

Specifications:
- Standard resistance range: 22Ω to 1MΩ
- Standard resistance tolerance @ 25°C: ±2%
- Operating temperature range: -55°C to +125°C
- Temperature coefficient of resistance: ±100ppm/°C (<100Ω = ±250ppm/°C
- Operating voltage: 100VDC max.
- Insulation resistance: 10,000MΩ min.

Features:
- Lead material: copper alloy, 60/40 tin-lead plating
- Substrate material: alumina
- Resistor material: cermet
- Body material: conformal epoxy resin

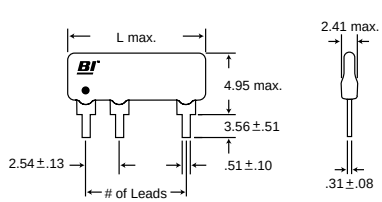

DIMENSIONS (mm)

No. of Leads	6	8	10
"L" Max. (mm)	15.24	20.32	25.40

Table of Values (Ω)

22	820	33K
27	1K	39K
33	1.2K	47K
39	1.5K	51K
47	1.8K	56K
51	2K	68K
56	2.2K	82K
68	2.7K	100K
82	3.3K	120K
100	3.9K	150K
120	4.7K	180K
150	5.1K	200K
180	5.6K	220K
200	6.8K	270K
220	8.2K	330K
270	10K	390K
330	12K	470K
390	15K	510K
470	18K	560K
510	20K	680K
560	22K	820K
680	27K	1M

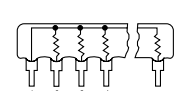

A

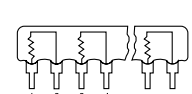

B

Bussed Configuration

MOUSER STOCK NO.	Fig.	Mfg. Series	Power Dissipation (W @ 70°C): Per Circuit	Total Pkg. Max.	No. of Pins (N)	No. of Res.	Price Each 1	100	200	500	1000
569-L61-Value	A	L06-1	.125	.6	6	5	.19	.17	.15	.14	Call
569-L81-Value	A	L08-1	.125	.8	8	7	.25	.23	.20	.19	For
569-L101-Value	A	L10-1	.125	1.0	10	9	.32	.29	.25	.23	Quote

Isolated Configuration

MOUSER STOCK NO.	Fig.	Mfg. Series	Power Dissipation (W @ 70°C): Per Circuit	Total Pkg. Max.	No. of Pins (N)	No. of Res.	Price Each 1	100	200	500	1000
569-L63-Value	B	L06-3	.200	.6	6	3	.19	.17	.15	.14	Call
569-L83-Value	B	L08-3	.200	.8	8	4	.25	.23	.20	.19	For
569-L103-Value	B	L10-3	.200	1.0	10	5	.32	.29	.25	.23	Quote

THICK FILM NETWORK CHIP ARRAYS

NEW!

Type BCN 16 4A

Features:

- Reliable monolithic construction
- Nickel barrier terminations
- Pull up/pull down resistors for digital IC's
- Series termination on high speed data busses
- Current limit for LED displays

Specifications:

- Standard resistance tolerance: ±5%
- Operating voltage (max.): 50VDC
- Operating temperature range: -55°C to +125°C
- Temperature coefficient of resistance: ±250ppm/°C

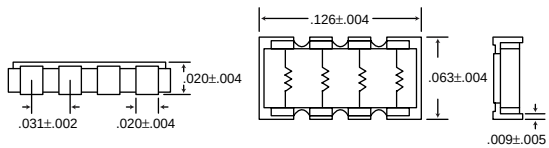

DIMENSIONS (IN.)

MOUSER STOCK NO.	Power Rating (W @ 70°C)		No. of Pins (N)	No. of Res.	Price Each				MOUSER STOCK NO.	Price Per Reel of 5000			
	Per Resistor	Per Package			1	100	500	1000		1	2	5	10
569-16-Value	63mW	250mW	8	4	.13	.11	.08	.07	569-16-Value/REEL	225.00	210.00	195.00	181.00

Table of Values (Ω)

10	150	2.2K	27K
22	180	2.7K	47K
33	220	3.3K	68K
39	270	4.7K	100K
47	330	6.8K	150K
56	390	8.2K	220K
68	470	10K	1M
82	1K	15K	
100	1.2K	22K	

DUAL-IN-LINE THICK FILM RESISTOR NETWORKS

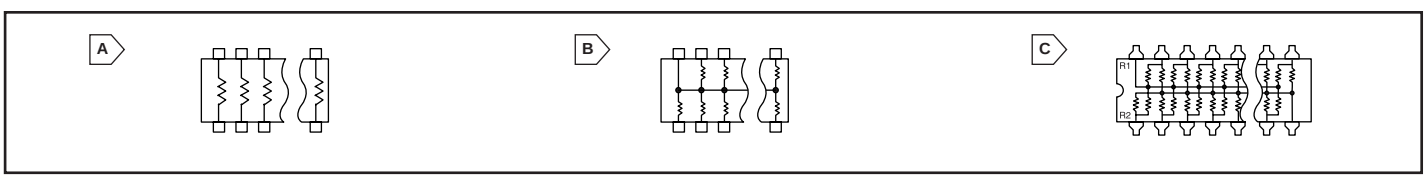

Features:

- Standard DIP packaging
- Solder plated leads
- Applicable standards: MIL-R-83401, MIL-STD-105, and MIL-STD-202

Specifications:

- Tolerance: isolated and common bus = ±2%; dual terminal = ±5% (or ±2Ω if <100Ω)
- Temp. coefficient: ±100 ppm/°C (<100Ω = ±250 ppm/°C)
- Operating voltage: lesser of 100 VDC or √PR
- Flammability: UL94V-0 rated
- Operating temp. range: -55°C to +125°C

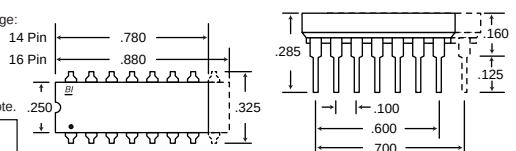

DIMENSIONS (IN.)

Isolated Configuration

For stock values (Ω) see Table of Values.

For quantities greater than listed, call for quote.

MOUSER STOCK NO.	Fig.	Mfg. Series	Power Dissipation (W @ 70°C)		No. of Pins (N)	No. of Res.	Price Each			
			Per Circuit	Total Pkg. Max.			1	100	200	500
569-8993-Value	A	899-3	.250	1.8	14	7	.56	.48	.43	.38
569-8983-Value	A	898-3	.250	2.0	16	8	.56	.48	.43	.38

Bussed Configuration

For stock values (Ω) see Table of Values.

For quantities greater than listed, call for quote.

569-8991-Value	B	899-1	.125	1.8	14	13	.56	.48	.43	.38
569-8981-Value	B	898-1	.125	2.0	16	15	.56	.48	.43	.38

Dual Termination Configuration

For quantities greater than listed, call for quote.

MOUSER STOCK NO.	Fig.	Stock Values (Ω) (Other Values Available Upon Request)	Mfg. Series	Power Dissipation (W @ 70°C)		No. of Pins (N)	No. of Res.	Price Each			
				Per Circuit	Total Pkg. Max.			1	100	200	500
569-8995-Value	C	(R1) (R2), (R1) (R2) 180/390, 220/330	899-5	.125	1.8	14	24	.87	.68	.64	.59
569-8985-Value	C	180/390, 220/330	898-5	.125	2.0	16	28	.87	.68	.64	.59

Table of Values (Ω) for Isolated Configuration and Bussed Configuration

22	150	820	5.1K	33K	200K
27	180	1.K	5.6K	39K	220K
33	200	1.2K	6.8K	47K	270K
39	220	1.5K	8.2K	51K	330K
47	270	1.8K	10K	56K	390K
51	330	2.0K	12K	68K	470K
56	390	2.2K	15K	82K	510K
68	470	2.7K	18K	100K	560K
82	510	3.3K	20K	120K	680K
100	560	3.9K	22K	150K	820K
120	680	4.7K	27K	180K	1M

SURFACE MOUNT SMALL OUTLINE THICK FILM RESISTOR NETWORKS

DIMENSIONS (IN.)

Specifications:

- Tolerance: 2%, (or ± 1Ω if <33Ω)
- Operating temperature range: -55°C to +125°C
- Temperature coefficient: ±100ppm/°C (<100Ω = ±250 ppm/°C)
- Operating voltage: lesser of 50V or √PR
- Flammability: UL94V-0 rated
- Lead coplanarity: ±0.002 in. (0.057mm)

Features:

- Small outline packaging
- Applicable standards: MIL-R-83401, MIL-STD-105, MIL-STD-202, RS-481-A, and EIA-PDP-100
- Solder (dipped) leads

MEETS MIL SPECS TM

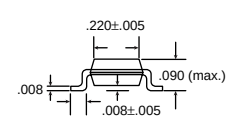

Isolated Configuration

For quantities greater than listed, call for quote.

MOUSER STOCK NO.	Fig.	Stock Values (Ω) (Other Values Available Upon Request)	Mfg. Series	Power Dissipation (W @ 70°C)		No. of Pins (N)	No. of Res.	Price Each			
				Per Circuit	Total Pkg. Max.			1	100	200	500
569-628A-Value	A	22, 33, 10K, 100K	628A	0.32	1.28	16	8	1.50	.75	.45	.34

Bussed Configuration

569-628B-Value	B	1K, 4.7K, 6.8K, 10K	628B	0.16	1.28	16	15	1.50	.75	.45	.34

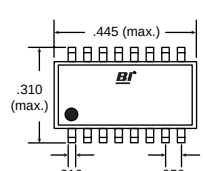

SURFACE MOUNT THIN FILM PRECISION RESISTOR NETWORKS

DIMENSIONS (IN.)

Specifications:

- Tolerance: 1%
- Operating temp. range: -55°C to +125°C
- Temp. coefficient: ±25 ppm/°C
- Operating voltage, maximum: 100 VDC or √PR
- Flammability: UL94V-0
- Lead coplanarity: 0.004" (0.102mm)

Features:

- Solder plated leads
- Gull wing configuration
- Applicable standards: MIL-STD-202

MEETS MIL SPECS TM

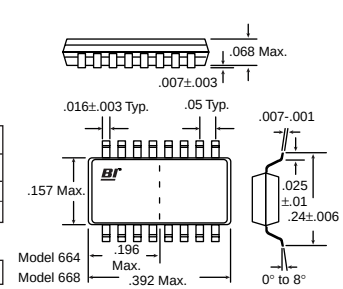

Isolated Configuration

For quantities greater than listed, call for quote.

MOUSER STOCK NO.	Fig.	Stock Values (Ω)	Mfg. Series	Power Dissipation (W @ 70°C)		No. of Pins (N)	No. of Res.	Price Each			
				Per Circuit	Total Pkg. Max.			1	100	200	500
569-664A-Value	A	1K, 2K, 5K, 10K, 20K, 47K, 50K, 100K	664A	.1	.4	8	4	2.50	1.85	1.70	1.55
569-668A-Value	A	1K, 2K, 5K, 10K, 20K, 47K, 50K, 100K	668A	.1	.4	16	8	3.10	2.30	2.15	2.00

Bussed Configuration

569-668B-Value	B	10K, 20K	668B	.1	.5	16	15	3.30	2.45	2.30	2.15

Power Resistors

SMALL SIZE METAL OXIDE POWER RESISTORS

Specifications:
- Operating temperature: -55°C to +155°C
- Temperature coefficient: ±350ppm
- Resistance tolerance: ±5%
- Max working voltage: 1W, 2W, 3W: 350V
  5W: 500V

Features:
- Smaller size
- Excellent flame retardant coating
- Stable performance in diverse environments

✻ Not stocked in 5 watt

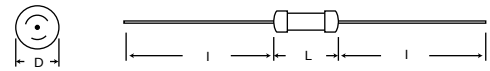

MOUSER STOCK NO.	Rated Power (Watts)	Value Range (Ω)	Dimensions (mm)			Price Per Piece Per Value					
			L	D	l (Min)	1	100	1000	5000	10,000	25,000
281-Value	1	0.47-1.0M	10	4	28	.13	.09	.05	.045	.040	Call For Quote
282-Value	2	0.47-1.0M	12	5	28	.19	.10	.06	.056	.049	
283-Value	3	0.47-1.0M	16	5.5	28	.39	.25	.15	.123	.103	
286-Value	5	5.1-150K	25	8	28	.49	.33	.30	.27	.194	

Table of Values in (Ω) for 281, 282, 283, and 286

✻ 0.47	✻ 0.91	✻ 2.0	✻ 4.3	9.1	20	43	91	200	430	910	2.0K	4.3K	9.1K	20K	39K	75K	150K	✻ 300K	✻ 560K
✻ 0.5	✻ 1.0	✻ 2.2	✻ 4.7	10	22	47	100	220	470	1.0K	2.2K	4.7K	10K	22K	43K	82K	✻ 160K	✻ 330K	✻ 620K
✻ 0.51	✻ 1.1	✻ 2.4	5.1	11	24	51	110	240	510	1.1K	2.4K	5.1K	11K	24K	47K	91K	✻ 180K	✻ 360K	✻ 680K
✻ 0.56	✻ 1.2	✻ 2.7	5.6	12	27	56	120	270	560	1.2K	2.7K	5.6K	12K	27K	51K	100K	✻ 200K	✻ 390K	✻ 750K
✻ 0.62	✻ 1.3	3.0	6.2	13	30	62	130	300	620	1.3K	3.0K	6.2K	13K	30K	56K	110K	✻ 220K	✻ 430K	✻ 820K
✻ 0.68	✻ 1.5	✻ 3.3	6.8	15	33	68	150	330	680	1.5K	3.3K	6.8K	15K	33K	62K	120K	✻ 240K	✻ 470K	✻ 910K
✻ 0.75	✻ 1.6	✻ 3.6	7.5	16	36	75	160	360	750	1.6K	3.6K	7.5K	16K	36K	68K	130K	✻ 270K	✻ 510K	✻ 1.0M
✻ 0.82	✻ 1.8	✻ 3.9	8.2	18	39	82	180	390	820	1.8K	3.9K	8.2K	18K						

METAL OXIDE POWER RESISTORS Flame-Proof Metal Oxide Power Resistors

Specifications:
- Temp. range: -55°C to +200°C
- Temp. coefficient: ±350 ppm/°C
- 1 and 2-watt: 5% tolerance

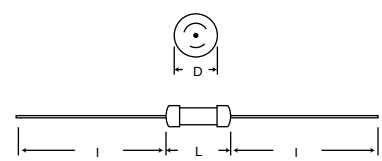

MOUSER STOCK NO.	Rated Power (Watts)	Value Range (Ω)	Dimensions (mm)			Price Per Piece Per Value							
			L	D	l (Min)	1	100	1000	5000	10,000	25,000	50,000	100,000
261-Value	1	0.47-1.0M	12	4.5	27	.13	.09	.05	.045	.042	.035	.032	Call
262-Value	2	0.47-1.0M	16	5.5	27	.19	.10	.06	.056	.052	.045	.04	

Table of Values in (Ω) for 261 and 262

0.47	0.91	2.0	4.3	9.1	20	43	91	200	430	910	2.0K	4.3K	9.1K	20K	39K	75K	160K	330K	620K
0.5	1.0	2.2	4.7	10	22	47	100	220	470	1.0K	2.2K	4.7K	10K	22K	43K	91K	180K	360K	680K
0.51	1.1	2.4	5.1	11	24	51	110	240	510	1.1K	2.4K	5.1K	11K	24K	47K	100K	200K	390K	750K
0.56	1.2	2.7	5.6	12	27	56	120	270	560	1.2K	2.7K	5.6K	12K	27K	51K	110K	220K	430K	820K
0.62	1.3	3.0	6.2	13	30	62	130	300	620	1.3K	3.0K	6.2K	13K	30K	56K	120K	240K	470K	910K
0.68	1.5	3.3	6.8	15	33	68	150	330	680	1.5K	3.3K	6.8K	15K	33K	62K	130K	270K	510K	1.0M
0.75	1.6	3.6	7.5	16	36	75	160	360	750	1.6K	3.6K	7.5K	16K	36K	68K	150K	300K	560K	
0.82	1.8	3.9	8.2	18	39	82	180	390	820	1.8K	3.9K	8.2K	18K						

METAL OXIDE POWER RESISTOR KITS

These 240 piece kits contain 10 each of 24 different values packaged in plastic bags with one value per bag. There are 4 values stored in each of the 6 compartments in the compact storage case.

Specifications:
- 240 pieces
- 24 different values
- Fully assembled and keyed for easy use
- ±5%
- Flame proof
- -55°C to 200°C ±350 ppm/°C

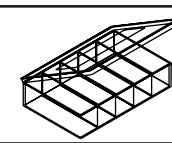

MOUSER STOCK NO.	Watts	Value Range (Ω)	Price Each
370-261-1	1	**10 each:** .5, .68, .82, 1.0, 1.5, 2.0, 3.0, 4.7, 5.6, 6.8, 8.2, 9.1, 10, 15, 20, 30, 39, 47, 51, 68, 75, 82, 91, 100	34.95
370-262-1	2	**10 each:** .5, .68, .82, 1.0, 1.5, 2.0, 3.0, 4.7, 5.6, 6.8, 8.2, 9.1, 10, 15, 20, 30, 39, 47, 51, 68, 75, 82, 91, 100	39.95
370-261-2	1	**10 each:** 110, 120, 130, 150, 160, 180, 200, 220, 240, 270, 300, 330, 360, 390, 430, 470, 510, 560, 620, 680, 750, 820, 910, 1K	34.95
370-262-2	2	**10 each:** 110, 120, 130, 150, 160, 180, 200, 220, 240, 270, 300, 330, 360, 390, 430, 470, 510, 560, 620, 680, 750, 820, 910, 1K	39.95
370-261-3	1	**10 each:** 1.1K, 1.5K, 2K, 2.7K, 3K, 3.9K, 4.7K, 5.1K, 6.2K, 7.5K, 8.2K, 9.1K, 10K, 15K, 20K, 27K, 30K, 33K, 39K, 47K, 51K, 56K, 62K, 68K	34.95
370-262-3	2	**10 each:** 1.1K, 1.5K, 2K, 2.7K, 3K, 3.9K, 4.7K, 5.1K, 6.2K, 7.5K, 8.2K, 9.1K, 10K, 15K, 20K, 27K, 30K, 33K, 39K, 47K, 51K, 56K, 62K, 68K	39.95

MEC VITREOUS-ENAMEL COATED

Features:
- High stability
- High reliability
- Excellent insulation resistance
- All welded construction for high reliability

Specifications:
- Tolerance: ±5%
- Wirewound
- Lead length: 1.37" min.
- Conformal coated

MOUSER STOCK NO.	Cross Reference	
	Ohmite	Clarostat
289-C3A-Value	23J Series	VC3D Series
289-C7-Value	25J Series	VC5E Series

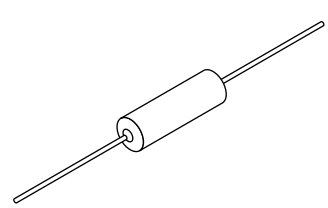

Table of Values in Ω

0.1	1.0	10	50	500
0.15	1.5	15	56	1K
0.22	2.0	20	75	1.5K
0.27	2.2	22	100	2K
0.33	3.0	25	120	3K
0.47	3.3	27	150	3.3K
0.5	4.0	30	200	5K
0.56	4.7	33	220	
0.68	5.0	40	250	
0.82	7.5	47	470	

3 Watt

- Packaged on Bandolier tape packed 500 per box

Dim: .23" Dia x .52" Length

MOUSER STOCK NO.	Values (Ω)	Price Each	Price Per Box
289-C3A-Value	0.1-0.68	.425	212.50
	0.82-1K	.340	170.00
	1.5K-5K	.476	238.00

7 Watt

- Packaged on Bandolier tape packed 250 per box

Dim: .34" Dia x .88" Length

289-C7-Value	0.1-0.68	.425	106.25
	0.82-1K	.340	85.00
	1.5K-5K	.476	119.00

Ammo Packaging

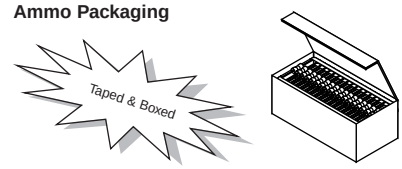

Ammo Pack Stock No.	Quantity Per Box
289-C3A-Value / AP	500
289-C7-Value / AP	250

Power Wirewound Resistors

PRM VERTICAL MOUNT CEMENT POWER RESISTORS

Features:
- Exceptionally small, sturdy, and reliable
- Sealed with a special cement
- Excellent moisture resistance
- High temperature stability
- Ceramic flame retardant package

Specifications:
- Tolerance: ±5%
- Temperature coefficient: ±350ppm/°C max; <20Ω ±400ppm/°C

NEW IN'97

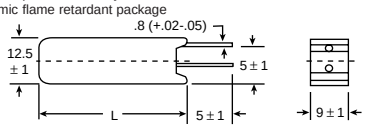

DIMENSIONS (mm) (5W leads centered)

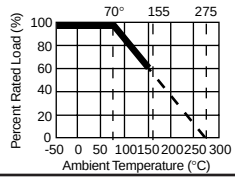

Table of Values in Ω

0.1	0.47	1.0	4.7	15	47	75	200	470	2K
0.22	0.51	2.2	6.8	20	56	100	300	680	4.7K
0.3	0.68	3.0	10	33	68	150	330	1K	10K

MOUSER STOCK NO.	Length (mm) L ± 1	Resistance Range		Price Each			
		Wirewound	Power Film	1	10	100	500
280-PRM5-Value	25	0.1Ω~47Ω	48Ω~100KΩ	**.36**	**.31**	**.23**	**.19**
280-PRM7-Value	38	0.1Ω~680Ω	681Ω~200KΩ	**.51**	**.41**	**.31**	**.28**
280-PRM10-Value	50	0.1Ω~910Ω	911Ω~200KΩ	**.68**	**.54**	**.42**	**.37**

CEMENT POWER RESISTORS

Features:
- Sealed with a special cement
- Excellent flame and moisture resistance
- High temperature stability
- Ceramic flame retardant package
- Temperature coefficient ±250
- Welded internal connections

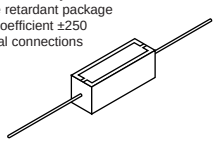

DIMENSIONS (mm)

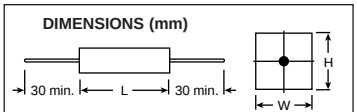

Wattage	L	W	H
3	22	8.9	8.9
5	22	9.6	8.6
10	48	9.6	9.9

Table of Values in Ω

0.1	0.56	1.5	4.0	10	27	62	160	390	800	2.2K
0.15	0.58	1.6	4.3	11	30	68	180	400	820	2.4K
0.22	0.62	1.8	4.7	12	33	75	200	430	910	2.7K
0.27	0.68	2.0	5.0	13	36	82	220	470	1K	3K
0.3	0.75	2.2	5.1	15	39	91	240	500	1.1K	3.3K
0.33	0.82	2.4	5.6	16	40	100	250	510	1.2K	3.9K
0.39	0.91	2.7	6.2	18	43	110	270	560	1.3K	4.7K
0.43	1.0	3.0	6.8	20	47	120	300	600	1.5K	5K
0.47	1.1	3.3	7.5	22	50	125	330	620	1.6K	10K
0.5	1.2	3.6	8.2	24	51	130	350	680	1.8K	20K
0.51	1.3	3.9	9.1	25	56	150	360	750	2K	25K

MOUSER STOCK NO.	Cross Reference		Watts	Price Each						
	Dale	TRW/IRC		1	10	100	500	1000	5000	10,000
28PR002-Value	CP-3	PW-3	3 watt 5%	**.37**	**.30**	**.22**	**.20**	**.15**	**.13**	Call For Quote
28PR003-Value	CP-3	PW-3	3 watt 10%	**.36**	**.28**	**.20**	**.18**	**.14**	**.12**	
28PR004-Value	CP-5	PW-5	5 watt 5%	**.39**	**.32**	**.24**	**.21**	**.16**	**.14**	
28PR005-Value	CP-5	PW-5	5 watt 10%	**.37**	**.37**	**.21**	**.19**	**.15**	**.13**	
28PR009-Value	CP-10	PW-10	10 watt 5%	**.55**	**.55**	**.35**	**.27**	**.23**	**.21**	
28PR010-Value	CP-10	PW-10	10 watt 10%	**.50**	**.50**	**.32**	**.26**	**.21**	**.19**	

Features:
- Extremely small and sturdy
- Mechanically safe
- Self-extinguishing
- Excellent flame and moisture resistance

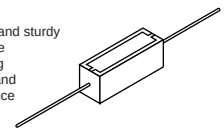

Specifications:
- Temperature coefficient: ±350
- Tolerance: ±5%
- Operating temperature: -40°C to +200°C

DIMENSIONS (mm)

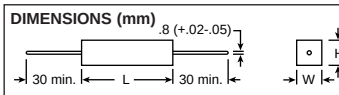

Wattage	L	W	H
5	22	10	9
10	49	10	9
15	49	12.5	11.5
25	64	14.5	13.5

Table of Values in Ω

0.1	0.56	1.8	5.0	15	43	120	360	1.0K	3.3K
0.15	0.62	2.0	5.1	16	47	130	390	1.1K	3.9K
0.2	0.68	2.2	5.6	18	50	150	430	1.2K	4.7K
0.22	0.75	2.4	6.2	20	51	160	470	1.3K	5.0K
0.27	0.82	2.7	6.8	22	56	180	500	1.5K	10K
0.3	0.91	3.0	7.5	24	62	200	510	1.6K	20K
0.33	1.0	3.3	8.2	25	68	220	560	1.8K	25K
0.39	1.1	3.6	9.1	27	75	240	620	2.0K	
0.43	1.2	3.9	10	30	82	250	680	2.2K	
0.47	1.3	4.0	11	33	91	270	750	2.4K	
0.5	1.5	4.3	12	36	100	300	820	2.7K	
0.51	1.6	4.7	13	39	110	330	910	3.0K	

MOUSER STOCK NO.	Watts	Range of Values (Ω)	Price Each						
			1	10	100	500	1000	5000	10,000
280-CR5-Value	5	.1 to 25K	**.39**	**.32**	**.24**	**.21**	**.176**	**.147**	Call
280-CR10-Value	10	.1 to 25K	**.55**	**.47**	**.35**	**.27**	**.24**	**.213**	

MOUSER STOCK NO.	Watts	Range of Values (Ω)	Price Each						
			1	10	50	100	200	500	1000
280-CR15-Value	15	1.0 to 1.0K	**.63**	**.57**	**.52**	**.47**	**.414**	**.362**	Call
280-CR25-Value	25	2.0 to 1.0K	**1.09**	**.99**	**.90**	**.82**	**.705**	**.599**	

ALUMINUM HOUSED WIREWOUND POWER RESISTORS

Features:
- Anodized aluminum housing ensures good humidity seal
- Designed for chassis or heat-sink mounted for maximum heat dissipation
- Terminations are silver plated
- High level voltage protection
- Available in 75, 150, 250, and 300 watt sizes

Specifications:
- Insulation resistance: 10 GΩ
- Dielectric strength: 1000VAC peak (10-15W); 2500VAC (25-50W); 5000VAC (100W)
- Resistant element: copper-nickel alloy or nickel chrome alloy
- Housing: anodized aluminum
- Core material: ceramic

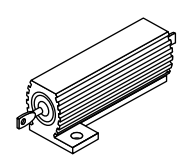

MEETS MIL SPECS

For quantities greater than listed, call for quote.

++ These values are available from stock in 100 watt.
Other values are available in 100 watt by special order.

Table of Values in Ω

0.1++	0.56	3.0	20	50	220++	2K++
0.15	0.68	3.3	22++	56	250	3K++
0.22++	0.82	4.0	25	68	330	3.3K
0.27	1.0++	4.7++	27	75	470++	5K
0.33	1.5	5.0	30	100++	500	10K++
0.47++	2.0++	7.5++	33++	120	680	20K++
0.5++	2.2++	10++	40	150++	1K++	25K
0.51	2.7++	15++	47++	200	1.5K	50K

MOUSER STOCK NO.	Wattage Rating (Heat Sink Mounted)	Dimensions (mm)					Values (Ω)	Price Each			
		Body Length	Lead Length	Width	Height	Mounting Holes (Dia.)		1	10	50	100
284-HS10-Value	10 watt 5%	17	6.5	17	9	2.4	0.1-5K	**2.49**	**2.08**	**1.89**	**1.72**
284-HS15-Value	15 watt 5%	21	7.75	21	11	2.4	0.1-2K	**2.57**	**2.14**	**1.94**	**1.77**
							3K-5K	**2.79**	**2.33**	**2.12**	**1.92**
284-HS25-Value	25 watt 5%	29	11	28	15	3.2	0.1-2K	**2.79**	**2.42**	**2.07**	**1.92**
							3K-25K	**3.49**	**3.03**	**2.59**	**2.40**
284-HS50-Value	50 watt 5%	51	10.75	30	17	3.2	0.1-5K	**3.97**	**3.31**	**3.01**	**2.74**
							10K-50K	**4.30**	**3.60**	**3.26**	**2.96**
284-HS100-Value	100 watt 5%	65.5	11.25	48	26	4.4	++ (see table)	**14.50**	**13.21**	**12.01**	**10.92**

MOUSER/BIOHM RESISTORS

Features:
- High stability
- High reliability
- Excellent insulation resistance
- All welded construction for high reliability

Specifications:
- Tolerance: ±5%
- Wirewound
- Lead length: 1.50"
- Conformal coated

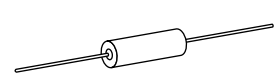

MEETS MIL SPECS

Silicone-Coated 3 Watt, 4 Watt Rating

Dim: .2" Dia x .56" L ± .03

MOUSER STOCK NO.	Max Volt.	Values (Ω)	Price Each
285-KNA412-Value	125	0.47, 0.51, 0.56, 0.82, 4.0, 25, 33, 50, 75	**.40**
		3K, 3.3K	**.47**

Silicone-Coated 5 Watt, 6 Watt Rating

Dim: .28" Dia x .83" L ± .03

285-KNA620-Value	340	0.1, 0.27	**.77**
		0.51, 150	**.58**

Silicone-Coated 10 Watt, 12 Watt Rating

Dim: .375" Dia x 1.37" L ± .03

285-KNA833-Value	700	0.15	**1.36**
		0.47, 0.51, 0.56, 0.68, 0.82	**.91**
		1.5, 3.3, 20, 47, 56, 2K	**.93**

Vitreous-Enamel 3 Watt, 4 Watt Rating

Dim: .21" Dia x .49" L ± .03

MOUSER STOCK NO.	Max Volt.	Values (Ω)	Price Each
285-VNA412-Value	125	0.51, 0.82, 4.7, 27, 30, 47	**.72**
		3K, 5K	**.78**

Vitreous-Enamel 5 Watt, 7 Watt Rating

Dim: .295" Dia x .836" L ± .03

285-VNA620-Value	350	0.15, 0.27, 0.33, 0.47, 0.51	**1.24**
		56, 120, 500	**.90**

Vitreous-Enamel 10 Watt, 15 Watt Rating

Dim: .385" Dia x 1.80" L ± .03

285-VNA844-Value	550	0.15	**2.52**
		0.47, 0.51, 0.56, 0.68, 0.82	**1.68**
		2, 2.2, 3.3, 20, 27, 30, 75, 150, 500	**1.34**

AXIAL LEAD VITREOUS ENAMEL COATED RESISTORS

Specifications:
- Resistance tolerance: ±5%
- Temperature coefficient: ±150PPM

Features:
- Enamel coating
- Welded terminations
- Low temperature coefficient

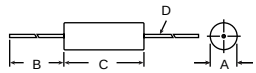

Cross Reference Chart

Memcor Truohm	Ohmite	Clarostat
VL3	23J	VC3D
VL5	25J	VC5E
VL10	20J	VC10F

DIMENSIONS (IN.)

Series	A	B	C	D
VL3	7/32	1 1/2	17/32	.032
VL5	5/16	1 1/2	1 1/16	.036
VL10	3/8	1 1/2	1 13/16	.036

✻ Available in VL5 and VL10 only

Table of Values in (Ω)

0.1	2.0	25	75	270	680	1.8K	4.7K	✻ 11K
0.13	3.0	27	82	300	700	2K	5K	✻ 12K
0.15	4.0	30	100	330	750	2.2K	5.6K	✻ 12.5K
0.2	5.0	33	120	350	800	2.5K	6K	✻ 15K
0.25	7.5	35	125	390	820	2.7K	6.8K	✻ 16K
0.3	10	39	150	400	900	3K	7K	✻ 18K
0.33	12	40	180	450	1K	3.3K	7.5K	✻ 20K
0.5	15	47	200	470	1.1K	3.5K	8K	✻ 22K
0.75	18	50	220	500	1.2K	3.9K	8.2K	✻ 22.5K
1.0	20	56	225	560	1.25K	4K	9K	✻ 25K
1.5	22	68	250	600	1.5K	4.5K	10K	

VL-3, 3 Watts

MOUSER STOCK NO.	Range of Values (Ω)	Price Each 1	50	100	250
588-VL3-Value	0.1 - 7.5	.90	.83	.69	.64
588-VL3-Value	10 - 82	.80	.74	.62	.57
588-VL3-Value	100 - 450	.74	.69	.57	.53
588-VL3-Value	470 - 900	.80	.74	.62	.57
588-VL3-Value	1K - 4.7K	1.08	1.00	.84	.78
588-VL3-Value	5K - 7K	1.41	1.31	1.09	1.01
588-VL3-Value	7.5K - 10K	1.62	1.51	1.26	1.17

VL-5, 5 Watts

588-VL5-Value	0.1 - 7.5	1.09	1.01	.84	.78
588-VL5-Value	10 - 82	1.05	.98	.81	.75
588-VL5-Value	100 - 470	.87	.81	.67	.62
588-VL5-Value	500 - 900	1.01	.94	.77	.72
588-VL5-Value	1K - 4.7K	1.20	1.12	.92	.86
588-VL5-Value	5K - 9K	1.54	1.43	1.19	1.11
588-VL5-Value	10K - 18K	1.69	1.57	1.30	1.21
588-VL5-Value	20K - 25K	2.00	1.86	1.54	1.43

VL-10, 10 Watts

588-VL10-Value	0.1 - 7.5	1.44	1.34	1.12	1.04
588-VL10-Value	10 - 82	1.34	1.25	1.04	.96
588-VL10-Value	100 - 900	1.23	1.14	.95	.88
588-VL10-Value	1K - 2.7K	1.47	1.37	1.13	1.05
588-VL10-Value	3K - 4.7K	1.68	1.56	1.29	1.20
588-VL10-Value	5K - 9K	1.93	1.79	1.48	1.38
588-VL10-Value	10K - 22.5K	2.18	2.03	1.68	1.56
588-VL10-Value	25K	2.46	2.29	1.89	1.76

LUG AND LEAD FIXED RESISTORS

Specifications:
- Resistance tolerance: ±5%
- Temperature coefficient: ±100PPM

Features:
- Welded terminals
- Excellent heat dissipation
- Vitreous enamel coated

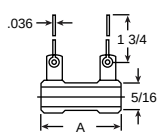

Cross Reference Chart

Memcor Truohm	Ohmite	Clarostat	Dale †
FRL5	B8J	VPR5F	HLW6
FRL10	B12J	VPR10F	HLW12

† All Dale part numbers are silicone coated.

DIMENSIONS (IN.)

Series	A
FRL5	1
FRL10	1 3/4

✻ Available in FRL10 only

Table of Values in (Ω)

1.0	10	50	200	500	1.5K	4K	15K
2.0	15	75	250	750	2K	5K	20K
3.0	20	100	300	1K	2.5K	6K	25K
5.0	25	125	400	1.2K	3K	8K	✻ 40K
7.5	35	150	450	1.25K	3.5K	10K	✻ 50K

FRL-5, 8 Watts

Uses Bracket 588-1441-003

MOUSER STOCK NO.	Range of Values (Ω)	Price Each 1	25	100	250
588-FRL5-Value	1.0 - 7.5	1.96	1.82	1.68	1.40
588-FRL5-Value	10 - 500	1.74	1.61	1.48	1.24
588-FRL5-Value	750 - 1.5K	1.78	1.65	1.53	1.27
588-FRL5-Value	2K - 8K	1.82	1.69	1.56	1.30
588-FRL5-Value	10K	1.92	1.78	1.64	1.37
588-FRL5-Value	15K	2.00	1.86	1.72	1.43
588-FRL5-Value	20K - 25K	2.55	2.37	2.18	1.82

FRL-10, 12 Watts

Uses Bracket 588-1441-003

MOUSER STOCK NO.	Range of Values (Ω)	Price Each 1	25	100	250
588-FRL10-Value	1.0 - 7.5	2.24	2.08	1.92	1.60
588-FRL10-Value	10 - 750	1.97	1.83	1.69	1.42
588-FRL10-Value	1K - 1.5K	2.14	1.99	1.83	1.53
588-FRL10-Value	2K - 4K	2.20	2.04	1.89	1.57
588-FRL10-Value	5K - 8K	2.32	2.16	1.99	1.66
588-FRL10-Value	10K - 15K	2.37	2.20	2.03	1.69
588-FRL10-Value	20K - 40K	2.46	2.29	2.11	1.76
588-FRL10-Value	50K	3.09	2.87	2.65	2.21

AXIAL LEAD SILICONE COATED WIREWOUND - 1%

Specifications:
- Resistance tolerance: ±1%
- Dielectric strength: 1000V
- Insulation resistance: 1000MΩ

Features:
- Welded construction
- Silicone coating and molding
- Meets MIL-R-26 requirements

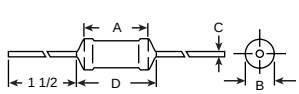

Cross Reference Chart

Memcor Truohm	Ohmite	Clarostat	Dale †
SL1	41F	SC1A	RS1A
SL3	43F	SC3D	RS2B
SL5	45F	SC5E	RS5

† All Dale part numbers are silicone coated.

DIMENSIONS (IN.)

Series	A	B	C	D
SL1	.363	.100	.020	.450
SL3	.457	.205	.032	.500
SL5	.895	.305	.040	.950

✻ Available in SL3 and SL5 only
✻✻ Available in SL5 only

Table of Values in (Ω)

0.1	1.0	15	40	150	400	1.5K	✻ 5.6K	✻✻ 25K
0.13	1.5	18	47	180	470	2K	✻ 6.8K	
0.15	2.0	20	50	200	500	2.2K	✻ 7.5K	
0.2	3.0	22	56	220	560	2.5K	✻ 8K	
0.25	4.0	25	68	250	600	3K	✻ 8.2K	
0.3	5.0	27	75	270	680	✻ 3.9K	✻ 10K	
0.33	7.5	30	82	300	750	✻ 4K	✻✻ 12.5K	
0.5	10	33	100	330	1K	✻ 4.7K	✻✻ 15K	
0.75	12	39	120	350	1.2K	✻ 5K	✻✻ 20K	

SL-1, 1 Watt

MOUSER STOCK NO.	Range of Values (Ω)	Price Each 1	25	100	250
588-SL1-Value	0.1 - 7.5	1.83	1.70	1.41	1.31
588-SL1-Value	10 - 82	1.58	1.47	1.22	1.13
588-SL1-Value	100 - 470	1.78	1.65	1.37	1.27
588-SL1-Value	500 - 750	1.96	1.82	1.51	1.40
588-SL1-Value	1K - 1.5K	2.24	2.08	1.72	1.60
588-SL1-Value	2K - 3K	2.69	2.50	2.07	1.92

SL-3, 3 Watts

588-SL3-Value	0.1 - 0.75	1.47	1.37	1.13	1.05
588-SL3-Value	1.0 - 7.5	1.16	1.08	.90	.83
588-SL3-Value	10 - 82	.95	.88	.73	.68
588-SL3-Value	100 - 750	.81	.75	.62	.57
588-SL3-Value	1K - 1.5K	.99	.92	.77	.72
588-SL3-Value	2K - 2.5K	1.32	1.22	1.01	.94
588-SL3-Value	3K - 4.7K	1.60	1.48	1.23	1.14
588-SL3-Value	5K - 6.8K	1.92	1.78	1.47	1.37
588-SL3-Value	7.5K - 10K	1.97	1.83	1.53	1.42

SL-5, 5 Watts

588-SL5-Value	0.1 - 0.75	1.64	1.52	1.26	1.17
588-SL5-Value	1.0 - 7.5	1.13	1.05	.88	.82
588-SL5-Value	10 - 82	1.01	.94	.77	.72
588-SL5-Value	100 - 750	.95	.88	.73	.68
588-SL5-Value	1K - 2.5K	1.09	1.01	.84	.78
588-SL5-Value	3K - 6.8K	1.29	1.20	.99	.92
588-SL5-Value	7.5K - 8K	1.68	1.56	1.30	1.21
588-SL5-Value	10K - 15K	1.78	1.65	1.37	1.27
588-SL5-Value	20K - 25K	2.20	2.04	1.69	1.57

FIXED POWER RESISTORS

For quantities greater than listed, call for quote.

Specifications:
- Resistance tolerance: ±5%
- Temperature coefficient: ±100PPM

Features:
- Welded terminals
- Excellent heat dissipation
- Vitreous enamel coated

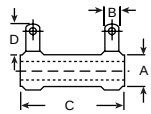

Cross Reference Chart

Memcor Truohm	Ohmite	Clarostat	Dale †
FR25	L25J	VP25K	HL25
FR50	L50J	VP50K	HL50
FR100	L100J	VK100N	HL100
FR200	L225J	VK200W	HL225

† All Dale part numbers are silicone coated.

DIMENSIONS (IN.)

Series	A	B	C	D
FR25	9/16	1/4	2	9/16
FR50	9/16	1/4	4	9/16
FR100	3/4	1/4	6 1/2	9/16
FR200	1 1/8	5/16	10 1/2	5/8

Table of Values in (Ω)

1.0	4.0	15	75	200	500	1.5K	3K	10K	25K
2.0	5.0	25	100	250	750	2K	5K	15K	50K
3.0	10	50	150	300	1K	2.5K	7.5K	20K	100K

MOUSER STOCK NO.	Range of Values (Ω)	Price Each 1	25	100
FR-25, 25 Watts Uses Bracket 588-1441-005				
588-FR25-Value	1.0 - 5.0	**3.34**	**3.09**	**2.57**
588-FR25-Value	10 - 800	**3.29**	**3.03**	**2.54**
588-FR25-Value	1K - 3.5K	**3.45**	**3.17**	**2.65**
588-FR25-Value	4K - 7.5K	**3.48**	**3.22**	**2.69**
588-FR25-Value	10K - 20K	**4.16**	**3.85**	**3.21**
588-FR25-Value	25K	**4.32**	**3.99**	**3.33**
588-FR25-Value	50K	**4.49**	**4.13**	**3.45**
588-FR25-Value	100K	**4.77**	**4.41**	**3.68**

MOUSER STOCK NO.	Range of Values (Ω)	Price Each 1	25	100
FR-50, 50 Watts Uses Bracket 588-1441-005				
588-FR50-Value	1.0	**5.16**	**4.77**	**3.98**
588-FR50-Value	2.0 - 5.0	**4.84**	**4.47**	**3.73**
588-FR50-Value	10 - 800	**4.75**	**4.38**	**3.65**
588-FR50-Value	1K - 8K	**4.69**	**4.34**	**3.61**
588-FR50-Value	10K - 20K	**5.16**	**4.77**	**3.98**
588-FR50-Value	25K - 50K	**7.33**	**6.76**	**5.64**
588-FR50-Value	100K	**7.51**	**6.93**	**5.79**
FR-100, 100 Watts Uses Bracket 588-1441-006				
588-FR100-Value	1.0 - 2.0	**7.31**	**6.73**	**6.18**
588-FR100-Value	3.0 - 5.0	**7.02**	**6.47**	**5.94**
588-FR100-Value	10 - 75	**6.60**	**6.10**	**5.59**
588-FR100-Value	100 - 750	**6.51**	**6.02**	**5.51**
588-FR100-Value	1K - 7.5K	**6.21**	**5.75**	**5.27**
588-FR100-Value	10K - 25K	**6.40**	**5.90**	**5.41**
588-FR100-Value	50K	**7.71**	**7.11**	**6.53**
588-FR100-Value	100K	**9.59**	**8.87**	**8.13**
FR-200, 225 Watts Uses Bracket 588-1441-007				
588-FR200-Value	1.0	**22.40**	**20.80**	**19.20**
588-FR200-Value	2.0	**16.16**	**15.00**	**13.85**
588-FR200-Value	3.0 - 5.0	**12.96**	**12.04**	**11.10**
588-FR200-Value	10 - 100	**11.30**	**10.49**	**9.69**
588-FR200-Value	150 - 750	**10.76**	**10.00**	**9.23**
588-FR200-Value	1K - 7.5K	**10.17**	**9.44**	**8.71**
588-FR200-Value	10K - 25K	**10.47**	**9.72**	**8.97**
588-FR200-Value	50K	**11.75**	**10.92**	**10.08**
588-FR200-Value	100K	**12.29**	**11.41**	**10.53**

ADJUSTABLE POWER RESISTORS

For quantities greater than listed, call for quote.

Specifications:
- Resistance tolerance: ±10%
- Temperature coefficient: ±100PPM
- Vitreous enamel coated

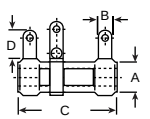

DIMENSIONS (IN.)

Cross Reference Chart

Memcor Truohm	Ohmite	Clarostat	Dale †
AR10	D12K	VP10FA	HLA12
AR25	D25K	VP25KA	HLA25
AR50	D50K	VP50KA	HLA50
AR100	D100K	VK100NA	HLA100
AR200	D225K	VK200WA	HLA225

† All Dale part numbers are silicone coated.

Series	A	B	C	D
AR10	5/16	3/16	1 3/4	7/16
AR25	9/16	1/4	2	9/16
AR50	9/16	1/4	4	9/16
AR100	3/4	1/4	6 1/2	9/16
AR200	1 1/8	5/16	10 1/2	5/8

Table of Values in (Ω)

1.0	5.0	20	75	200	750	2K	5K	✻ Not available in AR10
2.0	10	25	100	250	1K	2.5K	10K	
3.0	15	50	150	500	1.5K	3.5K	✻25K	

MOUSER STOCK NO.	Range of Values (Ω)	Price Each 1	25	100
AR-25, 25 Watts Uses Bracket 588-1441-005				
588-AR25-Value	1.0 - 2.0	**6.34**	**5.86**	**4.89**
588-AR25-Value	3.0 - 500	**5.25**	**4.85**	**4.04**
588-AR25-Value	750 - 3.5K	**5.54**	**5.12**	**4.26**
588-AR25-Value	5K - 10K	**5.82**	**5.37**	**4.49**
588-AR25-Value	25K	**6.10**	**5.63**	**4.69**
AR-50, 50 Watts Uses Bracket 588-1441-005				
588-AR50-Value	1.0 - 3.0	**9.02**	**8.32**	**6.94**
588-AR50-Value	5.0	**8.83**	**8.14**	**6.79**
588-AR50-Value	10 - 75	**7.70**	**7.11**	**5.93**
588-AR50-Value	100 - 750	**7.51**	**6.93**	**5.79**
588-AR50-Value	1K - 3.5K	**8.07**	**7.46**	**6.21**
588-AR50-Value	5K	**8.22**	**7.59**	**6.33**
588-AR50-Value	10K - 25K	**8.36**	**7.71**	**6.44**
AR-100, 100 Watts Uses Bracket 588-1441-006				
588-AR100-Value	1.0	**11.26**	**10.40**	**9.53**
588-AR100-Value	2.0 - 10	**10.95**	**10.11**	**9.27**
588-AR100-Value	25 - 500	**9.84**	**9.07**	**8.32**
588-AR100-Value	1K - 5K	**9.45**	**8.72**	**8.00**
588-AR100-Value	10K - 25K	**9.06**	**8.37**	**7.67**

MOUSER STOCK NO.	Range of Values (Ω)	Price Each 1	25	50
AR-10, 12 Watts Uses Bracket 588-1441-003				
588-AR10-Value	1.0 - 5.0	**5.41**	**4.99**	**4.16**
588-AR10-Value	10 - 200	**5.34**	**4.94**	**4.12**
588-AR10-Value	250 - 750	**5.54**	**5.12**	**4.26**
588-AR10-Value	1K - 3.5K	**5.79**	**5.33**	**4.45**
588-AR10-Value	5K - 10K	**5.88**	**5.43**	**4.52**

MOUSER STOCK NO.	Range of Values (Ω)	Price Each 1	10	25
AR-200, 225 Watts Uses Bracket 588-1441-007				
588-AR200-Value	1.0	**25.03**	**23.24**	**21.45**
588-AR200-Value	2.0 - 3.0	**21.23**	**19.71**	**18.20**
588-AR200-Value	4.0 - 5.0	**19.16**	**17.78**	**16.42**
588-AR200-Value	10 - 50	**17.07**	**15.85**	**14.63**
588-AR200-Value	100 - 25K	**14.40**	**13.38**	**12.35**

RESISTOR MOUNTING BRACKETS

For quantities greater than listed, call for quote

MOUSER STOCK NO.	May Be Used With These Resistors	Price Each 1	10
588-1441-003	FRL5, FRL10, AR10	**.24**	**.20**
588-1441-005	FR25, FR50, AR25, AR50	**.26**	**.22**

Requires 2 brackets per resistor.

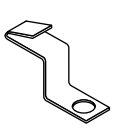

For quantities greater than listed, call for quote

MOUSER STOCK NO.	May Be Used With These Resistors	Price Each 1	10
588-1441-006	FR100, AR100	**.27**	**.23**
588-1441-007	FR200, AR200	**.28**	**.24**

POWER WIREWOUND RHEOSTATS

For quantities greater than listed, call for quote.

Specifications:
- Resistance tolerance: ±10%
- Rotation 300° ±5%

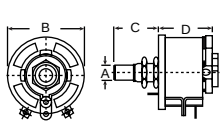

DIMENSIONS (IN.)

Series	A	B	C	D
RH12	1/8	7/8	5/8	11/16
RH25	1/4	1 9/16	7/8	1 5/16
RH50	1/4	2 5/16	7/8	1 7/16

✻ Available in RH12 and RH25 only
✻✻ Available in RH50 only
† Available in RH25 only

Table of Values in (Ω)

✻✻0.5	6.0	✻25	✻100	✻✻225	✻750	✻3.5K
1.0	✻8.0	✻✻35	125	✻250	1K	5K
✻2.0	✻10	50	✻✻150	✻350	✻1.5K	10K
✻3.0	✻15	✻75	✻175	500	2.5K	† 25K

MOUSER STOCK NO.	Range of Values (Ω)	Price Each 1	10	50
RH-12, 12.5 Watts				
588-RH12-Value	1.0 - 8.0	**17.12**	**14.68**	**13.46**
588-RH12-Value	10 - 350	**14.98**	**13.83**	**12.68**
588-RH12-Value	500 - 1.5K	**15.52**	**14.33**	**13.13**
588-RH12-Value	2.5K - 5K	**16.07**	**14.83**	**13.60**
588-RH12-Value	10K	**17.06**	**15.74**	**14.43**
RH-25, 25 Watts				
588-RH25-Value	1.0 - 8.0	**19.85**	**17.02**	**15.60**
588-RH25-Value	10 - 750	**18.98**	**16.26**	**14.91**
588-RH25-Value	1K - 5K	**19.62**	**16.82**	**15.42**
588-RH25-Value	10K	**21.29**	**18.25**	**16.73**
588-RH25-Value	25K	**22.67**	**19.44**	**17.81**
RH-50, 50 Watts				
588-RH50-Value	0.5	**28.47**	**24.40**	**22.36**
588-RH50-Value	1.0 - 6.0	**25.43**	**21.79**	**19.98**
588-RH50-Value	35 - 150	**22.26**	**19.07**	**17.49**
588-RH50-Value	225 - 500	**21.37**	**18.32**	**16.80**
588-RH50-Value	1K - 10K	**23.37**	**20.03**	**18.37**

Slide, Thumbwheel, and Motorized Potentiometers

SLIDE POTENTIOMETERS

All slide potentiometers contain quality carbon composition elements for long life and noise-free operation.

For quantities greater than listed, call for quote.

MOUSER STOCK NO.	Fig.	Stock Values (Ω) Other Values Available on Request	Watts	Insulation Resistance @ 500VDC	Withstanding Voltage For 1 Minute	Dimensions (In.) A	B	C	Price Each 1	10	100
Audio Taper											
312-9000-Value	A	1K, 5K, 10K, 50K, 100K	0.1	50MΩ	300VAC	1.77	1.98	.8	**1.18**	**.91**	**.83**
312-9402-Value	B	10K, 50K, 100K	0.25	100MΩ	300VAC	4.72	5.04	.59	**5.04**	**3.78**	**3.47**
Linear Taper											
312-9100-Value	A	500, 1K, 5K, 10K, 25K, 50K, 100K	0.2	50MΩ	300VAC	1.77	1.98	.8	**1.18**	**.91**	**.83**
312-9201-Value	A	1K, 5K, 10K, 20K, 50K, 100K, 500K, 1M	0.25	100MΩ	500VAC	2.56	2.88	.8	**1.39**	**1.16**	**1.06**
312-9302-Value	A	1K, 2K, 5K, 10K, 25K, 50K, 100K, 250K, 500K, 1M	0.5	100MΩ	500VAC	3.15	3.475	.8	**1.83**	**1.52**	**1.39**
312-9301-Value	B	1K, 2K, 5K, 10K, 50K, 100K	0.5	100MΩ	500VAC	3.15	3.475	.59	**1.83**	**1.53**	**1.40**
312-9401-Value	B	1K, 100K	0.5	100MΩ	500VAC	4.72	5.04	.59	**5.04**	**3.78**	**3.47**

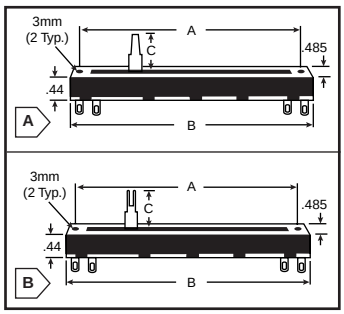

SLIDE POTENTIOMETER KNOBS

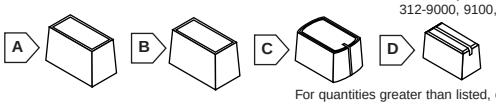

Fits slide potentiometers 312-9000, 9100, 9201, 9301, 9302, 9401, and 9402 series.

For quantities greater than listed, call for quote.

MOUSER STOCK NO.	Fig.	Dimensions (In.) H	W	L	Price Each 1	10	100
45KN151	A	.45	.36	.60	**.87**	**.69**	**.62**
45KN152	B	.45	.36	.60	**1.40**	**1.16**	**1.06**
45KN153	C	.54	.50	.75	**1.52**	**1.26**	**1.15**
450-0154	D	.36	.24	.47	**.39**	**.24**	**.22**

SLIDEPOT SCREW

Used for mounting Mouser slide potentiometers

48SM026: use with series 9000 and 9100

48SM003: use with series 9201, 9301, 9302, 9401, 9402, 9600, and 9700

Length: 6mm

For quantities greater than listed, call for quote.

MOUSER STOCK NO.	Dia. (mm)	Pitch	Price Each 1	100	1000
48SM026	2.6	.45	**.04**	**.012**	**.011**
48SM003	3	.5	**.04**	**.012**	**.011**

REPLACEMENT KNOB AND SCREW

For miniature thumbwheel potentiometers.

DIMENSIONS (IN.)

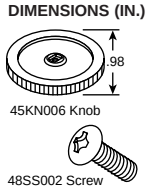

Specifications:

- Molded plastic black knob
- Fits our 31TV, 31TS, 31XT, 311-1201, 311-1202, 311-1204, 311-1205, 311-1206

For quantities greater than listed, call for quote.

MOUSER STOCK NO.	Price Each 1	100	1000
45KN006	**.15**	**.10**	**.094**
48SS002	**.03**	**.010**	**.009**

SLIDE POTENTIOMETERS WITH COLOR INDICATOR

- Watts: .2W
- Slide noise: less than 47mV
- Temperature range: -10°C to +70°C
- White indicator stocked
- PC pins

Options available subject to minimum order requirements:
Indicator mark: black, red, green, orange
Travel length: 20mm and 45mm
Lever length: 15mm and 20mm

NEW IN '97

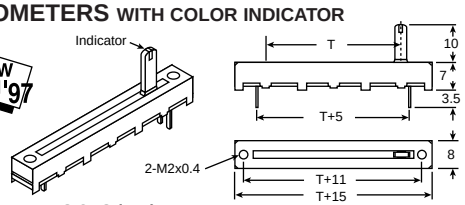

DIMENSIONS (mm)

For quantities greater than listed, call for quote.

MOUSER STOCK NO.	Values (Ω)	T (Travel)	Max. Working Voltage	Withstanding Voltage For 1 Minute	Insulation Resistance @ 500VDC	Price Each 1	10	100
Audio Taper								
312-319A-Value	1K, 5K, 10K, 50K, 100K	30mm	200V	300VAC	50MΩ	**1.61**	**1.24**	**1.13**
312-619A-Value	1K, 5K, 10K, 50K, 100K	60mm	200V	300VAC	50MΩ	**1.80**	**1.39**	**1.27**
Linear Taper								
312-319B-Value	1K, 5K, 10K, 50K, 100K	30mm	200V	300VAC	50MΩ	**1.61**	**1.24**	**1.13**
312-619B-Value	1K, 5K, 10K, 50K, 100K	60mm	200V	300VAC	50MΩ	**1.80**	**1.39**	**1.27**

MOTOR DRIVEN ROTARY POTENTIOMETER

DIMENSIONS (IN.)

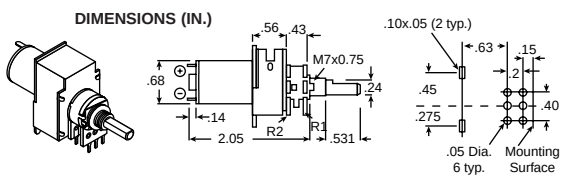

- Rotational speed (sec/300°): 11±3 (@ 4.5VDC)
- Maximum operating current (mA): 100 @ rotation, 150 @ end slip
- Audio volume control
- Single shaft-dual unit
- Motor voltage (VDC): 3~6 (4.5 standard)

For quantities greater than listed, call for quote.

MOUSER STOCK NO.	Value (Ω)	Tolerance	Rotational Torque	Price Each 1	10	100
316-1020-Value	10K, 50K, 100K	±20%	100~450gf/cm	**9.98**	**8.98**	**8.25**

HIGH-GRADE SLIDE POTENTIOMETERS

Other Values Available

- Tolerance: ±20%
- Watts: .25
- Withstanding voltage for 1 min. 350V
- Working voltage: 350V max.
- Insulation resistance: 100MΩ
- Slide noise: less than 47mV

For quantities greater than listed, call for quote.

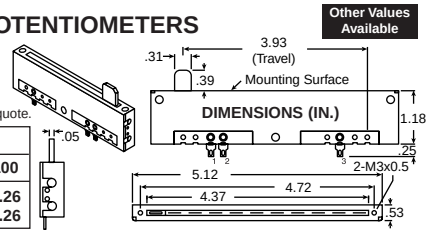

MOUSER STOCK NO.	Description	Value (Ω)	Price Each 1	10	100
312-9700-10K	Audio taper	10K	**9.58**	**7.99**	**7.26**
312-9600-100K	Linear taper	100K	**9.58**	**7.99**	**7.26**

10mm THUMBWHEEL PC MOUNT POTS

- Power rating: .03W
- Rotation angle: 270° ±5°
- Linear taper
- Complete with knob
- Rotation torque: 10-100gf-cm
- Rotation life: 10,000 cycles
- Resistance tolerance: <1M: ±20%, ≥1M: ±30%

DIMENSIONS (IN.)

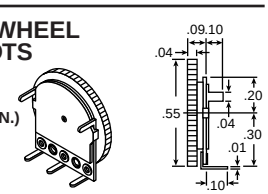

For quantities greater than listed, call for quote.

MOUSER STOCK NO.	Value (Ω)	Price Each 1	10	100
312-1001-Value	1K, 5K, 10K, 50K, 100K, 500K, 1M	**1.13**	**.94**	**.86**

PC MOUNT MINI-SLIDE POTENTIOMETERS (Linear Taper)

Value(Ω):

1K, 5K, 10K, 50K, 100K

For quantities greater than listed, call for quote.

MOUSER STOCK NO.	Price Each 1	10	100
312-9500-Value	**.97**	**.75**	**.68**

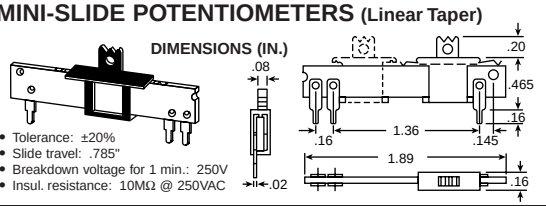

- Tolerance: ±20%
- Slide travel: .785"
- Breakdown voltage for 1 min.: 250V
- Insul. resistance: 10MΩ @ 250VAC

16mm MINIATURE POTENTIOMETERS WITH THUMBWHEEL KNOB

- Rotation angle: 260° ± 10°
- Rotation torque: 20-150 g-cm
- Stop strength: 2kg-cm
- Insulation resistance: 50MΩ @ 500VDC
- Resistance tolerance: <1M: ±20%, ≥1M: ±30%
- Breakdown voltage: 500V for 60 seconds
- Switch contact rating: 1 amp @ 12VDC
- Wattage: 0.1 watt-linear taper, 0.05 watt-audio taper

For quantities greater than listed, call for quote.

Value (Ω)	MOUSER STOCK NO. Linear Taper	Linear Taper W/ Switch	Audio Taper W/ Switch
500	31TS205	31XT205	- - - - - -
1K	31TS301	31XT301	31TV301
2K	31TS302	- - - - - -	31TV302
5K	31TS305	31XT305	31TV305
10K	31TS401	31XT401	31TV401
50K	31TS405	31XT405	31TV405
100K	31TS501	31XT501	31TV501
500K	31TS505	31XT505	31TV505
1 Meg	31TS601	31XT601	31TV601

DIMENSIONS (IN.)

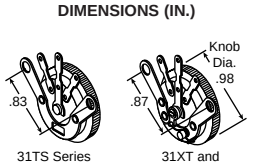

Series	Price Each 1	10	100
31TS	**.94**	**.73**	**.66**
31XT & 31TV	**1.04**	**.80**	**.73**

12mm SUBMINIATURE POTENTIOMETERS WITH THUMBWHEEL KNOB

For quantities greater than listed, call for quote.

MOUSER STOCK NO.	Fig.	Stock Vlaues (Ω) Other Values Abailable on Request	Price Each 1	10	100
Audio Taper Voltage, max.: 100V Wattage: .04W					
311-1201-Value	A	1K, 5K, 10K, 50K, 100K, 500K	**.87**	**.73**	**.66**
311-1202-Value	B	1K, 5K, 10K, 50K, 100K, 500K	**.87**	**.73**	**.66**
311-1204-Value	C	1K, 5K, 10K, 50K, 100K, 500K	**.96**	**.80**	**.73**
Linear Taper Voltage, max.: 150V Wattage: .08W					
311-1205-Value	A	1K, 5K, 10K, 50K, 100K, 500K	**.87**	**.73**	**.66**
311-1206-Value	B	1K, 5K, 10K, 50K, 100K, 500K	**.87**	**.73**	**.66**

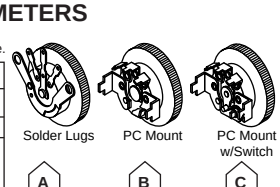

Specifications:

- Resistance tolerance: ±20%
- Switch contact rating: 12VDC-1A

24mm Potentiometers

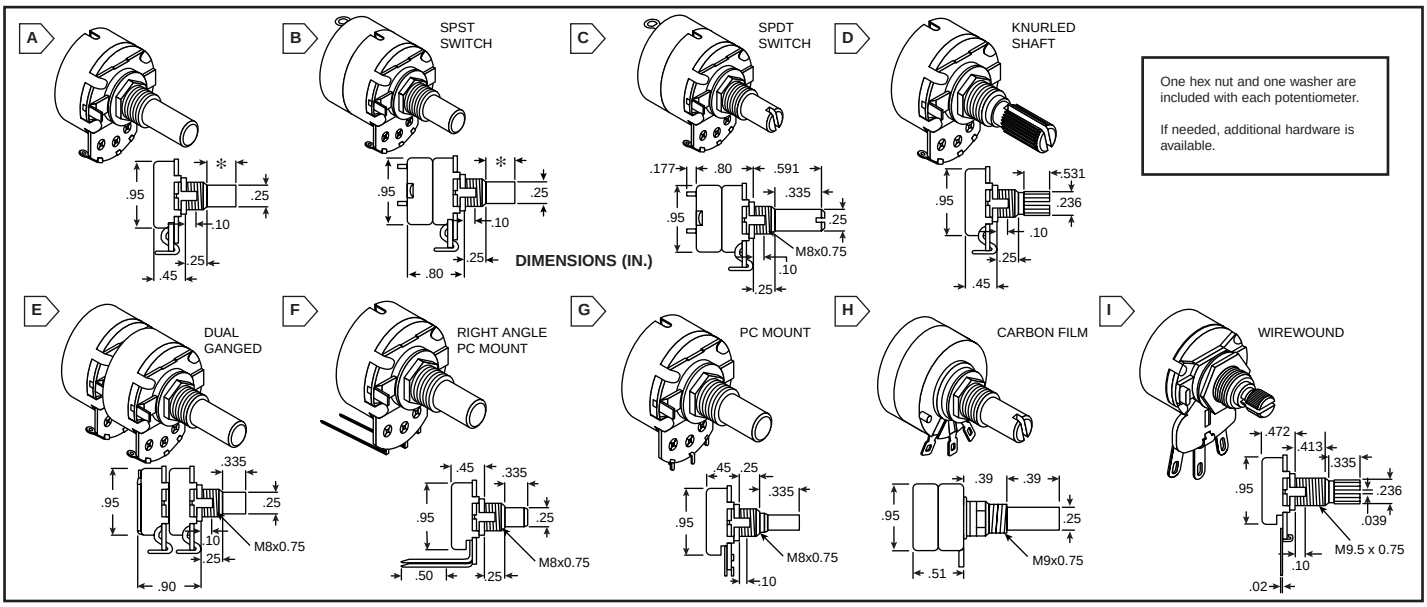

One hex nut and one washer are included with each potentiometer.

If needed, additional hardware is available.

Mechanical Specifications:

- Total rotation angle 300°±5°
- Rotational torque: 20~200 g-cm
- Carbon composition

Electrical Specifications:

- Rated wattage: Linear taper-1/2 watt, Audio taper-1/4 watt
- Rated voltage: Linear taper-500VDC, Audio taper-250VDC
- Insulation resistance: >100MΩ (500VDC)
- Withstanding voltage: 500VAC for 1 minute
- Resistance tolerance: <1M: ±20%, ≥1M: ±30%
- 1/4" shaft diameter

For quantities greater than listed, call for quote.

SOLDER LUGS

Audio Taper, (.335") Shaft Length *

MOUSER STOCK NO.	Fig.	Value (Ω)	Price Each 1	10	100	500
31VJ301	A	1K	1.25	.96	.87	.80
31VJ305	A	5K	1.25	.96	.87	.80
31VJ401	A	10K	1.25	.96	.87	.80
31VJ405	A	50K	1.25	.96	.87	.80
31VJ501	A	100K	1.25	.96	.87	.80
31VJ505	A	500K	1.25	.96	.87	.80
31VJ601	A	1Meg	1.25	.96	.87	.80

Audio Taper W/SPST Switch, (.335") Shaft Length *

31XP301	B	1K	1.72	1.43	1.30	1.19
31XP305	B	5K	1.72	1.43	1.30	1.19
31XP401	B	10K	1.72	1.43	1.30	1.19
31XP405	B	50K	1.72	1.43	1.30	1.19
31XP501	B	100K	1.72	1.43	1.30	1.19
31XP505	B	500K	1.72	1.43	1.30	1.19
31XP601	B	1Meg	1.72	1.43	1.30	1.19

Dual Ganged Audio Taper, (.335") Shaft Length

313-2420-1K	E	1K	2.35	1.96	1.78	1.62
313-2420-5K	E	5K	2.35	1.96	1.78	1.62
313-2420-10K	E	10K	2.35	1.96	1.78	1.62
313-2420-50K	E	50K	2.35	1.96	1.78	1.62
313-2420-100K	E	100K	2.35	1.96	1.78	1.62
313-2420-250K	E	250K	2.35	1.96	1.78	1.62
313-2420-500K	E	500K	2.35	1.96	1.78	1.62
313-2420-1M	E	1Meg	2.35	1.96	1.78	1.62

Linear Taper, (.335") Shaft Length *

31VA205	A	500	1.25	.96	.87	.80
31VA301	A	1K	1.25	.96	.87	.80
31VA302	A	2K	1.25	.96	.87	.80
31VA303	A	2.5K	1.25	.96	.87	.80
31VA305	A	5K	1.25	.96	.87	.80
31VA401	A	10K	1.25	.96	.87	.80
31VA403	A	25K	1.25	.96	.87	.80
31VA405	A	50K	1.25	.96	.87	.80
31VA501	A	100K	1.25	.96	.87	.80
31VA503	A	250K	1.25	.96	.87	.80
31VA505	A	500K	1.25	.96	.87	.80
31VA601	A	1 Meg	1.25	.96	.87	.80
31VA602	A	2 Meg	1.25	.96	.87	.80
31VA605	A	5 Meg	1.25	.96	.87	.80

SOLDER LUGS

Linear Taper, (1.32") Shaft Length *

MOUSER STOCK NO.	Fig.	Value (Ω)	Price Each 1	10	100	500
31VC205	A	500	1.20	1.00	.91	.83
31VC301	A	1K	1.20	1.00	.91	.83
31VC302	A	2K	1.20	1.00	.91	.83
31VC303	A	2.5K	1.20	1.00	.91	.83
31VC305	A	5K	1.20	1.00	.91	.83
31VC401	A	10K	1.20	1.00	.91	.83
31VC403	A	25K	1.20	1.00	.91	.83
31VC405	A	50K	1.20	1.00	.91	.83
31VC501	A	100K	1.20	1.00	.91	.83
31VC503	A	250K	1.20	1.00	.91	.83
31VC505	A	500K	1.20	1.00	.91	.83
31VC601	A	1 Meg	1.20	1.00	.91	.83
31VC605	A	5 Meg	1.20	1.00	.91	.83

Linear Taper W/Knurled Shaft, (.531") Shaft Length

31VF205	D	500	1.25	.96	.87	.80
31VF301	D	1K	1.25	.96	.87	.80
31VF302	D	2K	1.25	.96	.87	.80
31VF305	D	5K	1.25	.96	.87	.80
31VF401	D	10K	1.25	.96	.87	.80
31VF405	D	50K	1.25	.96	.87	.80
31VF501	D	100K	1.25	.96	.87	.80
31VF503	D	250K	1.25	.96	.87	.80
31VF505	D	500K	1.25	.96	.87	.80
31VF601	D	1 Meg	1.25	.96	.87	.80
31VF602	D	2 Meg	1.25	.96	.87	.80

Linear Taper W/SPST Switch, (.335") Shaft Length *

31VM205	B	500	1.72	1.43	1.30	1.19
31VM301	B	1K	1.72	1.43	1.30	1.19
31VM303	B	2.5K	1.72	1.43	1.30	1.19
31VM305	B	5K	1.72	1.43	1.30	1.19
31VM401	B	10K	1.72	1.43	1.30	1.19
31VM403	B	25K	1.72	1.43	1.30	1.19
31VM405	B	50K	1.72	1.43	1.30	1.19
31VM501	B	100K	1.72	1.43	1.30	1.19
31VM503	B	250K	1.72	1.43	1.30	1.19
31VM505	B	500K	1.72	1.43	1.30	1.19
31VM601	B	1 Meg	1.72	1.43	1.30	1.19

Linear Taper W/SPST Switch, (1.32") Shaft Length *

31VL205	B	500	1.76	1.47	1.34	1.22
31VL301	B	1K	1.76	1.47	1.34	1.22
31VL305	B	5K	1.76	1.47	1.34	1.22
31VL401	B	10K	1.76	1.47	1.34	1.22
31VL405	B	50K	1.76	1.47	1.34	1.22
31VL505	B	500K	1.76	1.47	1.34	1.22

Linear Taper W/SPDT Switch, (.335") Shaft Length

MOUSER STOCK NO.	Fig.	Value (Ω)	Price Each 1	10	100
315-2415-Value	C	1K, 5K, 10K, 25K, 50K, 100K, 250K, 500K,1M	2.72	2.27	2.06

SOLDER LUGS

Dual Ganged Linear Taper, (.335") Shaft Length

MOUSER STOCK NO.	Fig.	Value (Ω)	Price Each 1	10	100	500
31VW205	E	500	2.35	1.96	1.78	1.62
31VW301	E	1K	2.35	1.96	1.78	1.62
31VW305	E	5K	2.35	1.96	1.78	1.62
31VW401	E	10K	2.35	1.96	1.78	1.62
31VW405	E	50K	2.35	1.96	1.78	1.62
31VW501	E	100K	2.35	1.96	1.78	1.62
31VW503	E	250K	2.35	1.96	1.78	1.62
31VW505	E	500K	2.35	1.96	1.78	1.62
31VW601	E	1 Meg	2.35	1.96	1.78	1.62

PCB TERMINALS

Linear Taper, (.335") Shaft Length

31VQ205	F	500	1.27	.98	.89	.81
31VQ301	F	1K	1.27	.98	.89	.81
31VQ305	F	5K	1.27	.98	.89	.81
31VQ401	F	10K	1.27	.98	.89	.81
31VQ403	F	25K	1.27	.98	.89	.81
31VQ405	F	50K	1.27	.98	.89	.81
31VQ501	F	100K	1.27	.98	.89	.81
31VQ503	F	250K	1.27	.98	.89	.81
31VQ505	F	500K	1.27	.98	.89	.81
31VQ601	F	1 Meg	1.27	.98	.89	.81

MOUSER STOCK NO.	Fig.	Value (Ω)	Price Each 1	10	100
314-1410-Value	G	1K, 5K, 10K, 50K, 100K, 200K, 500K,1M	1.25	.96	.87

SOLDER LUGS CARBON FILM

Linear Taper .25 Watt. +15 / -10% Tolerance (.393") Shaft Length

- Sealed for Long Life

MOUSER STOCK NO.	Fig.	Value (Ω)	Price Each 1	10	100	500
31YN205	H	500	9.04	7.53	6.85	6.22
31YN301	H	1K	9.04	7.53	6.85	6.22
31YN305	H	5K	9.04	7.53	6.85	6.22
31YN401	H	10K	9.04	7.53	6.85	6.22
31YN405	H	50K	9.04	7.53	6.85	6.22
31YN501	H	100K	9.04	7.53	6.85	6.22

SOLDER LUGS WIREWOUND

Linear Taper 3 Watt

- Rotation angle: 300° ±5°
- Rotation torque: 30-300gf/cm
- Rated wattage: 3W
- End stop strength: 6Kgf/cm

313-2401-5	I	5	3.31	2.76	2.50	2.28
313-2401-10	I	10	3.31	2.76	2.50	2.28
313-2401-20	I	20	3.31	2.76	2.50	2.28
313-2401-50	I	50	3.31	2.76	2.50	2.28
313-2401-100	I	100	3.31	2.76	2.50	2.28
313-2401-500	I	500	3.31	2.76	2.50	2.28
313-2401-1K	I	1K	3.31	2.76	2.50	2.28
313-2401-2K	I	2K	3.31	2.76	2.50	2.28

Miniature Potentiometers

16mm MINIATURE CARBON COMPOSITION

Features:
- Solder lug terminals
- Small size
- Each supplied with one hex nut and one flat washer

Specifications:
- Rated voltage: 200V (linear) 150V (audio)
- 300° rotation angle ±5°
- Insulation resistance: >100MΩ
- Breakdown voltage: 500VAC, 1 minute
- Tolerance: <1M: ±20%, ≥1M: ±30%

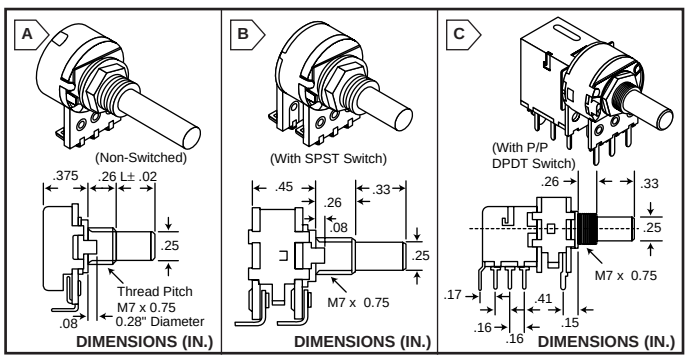

Linear Taper Shaft Length (L): .53"
- Wattage: 0.2W

MOUSER STOCK NO.	Fig.	Value (Ω)	Price Each 1	10	100	500	1000
31JN301	A	1K	1.27	1.05	.87	.74	Call For Quote
31JN302	A	2K	1.27	1.05	.87	.74	
31JN305	A	5K	1.27	1.05	.87	.74	
31JN401	A	10K	1.27	1.05	.87	.74	
31JN405	A	50K	1.27	1.05	.87	.74	
31JN505	A	500K	1.27	1.05	.87	.74	
31JN601	A	1MEG	1.27	1.05	.87	.74	

Linear Taper Shaft Length (L): .33"
- Wattage: 0.2W

For quantities greater than listed, call for quote.

MOUSER STOCK NO.	Fig.	Value (Ω)	Price Each 1	10	100	500
313-1000-Value	A	1K, 2K, 5K, 10K, 25K, 50K, 100K, 250K, 500K, 1M, & 1.2M	1.21	1.05	.92	.84

Linear Taper Shaft Length (L): .33" Center Detent
- Wattage: 0.2W

For quantities greater than listed, call for quote.

313-2000-Value	A	1K, 2K, 5K, 10K, 25K, 50K, 100K, 250K, 500K, & 1M	1.44	1.19	1.09	.99

Linear Taper Shaft Length (L): .33" 11 Detent Positions
- Wattage: 0.2W

For quantities greater than listed, call for quote.

313-3000-Value	A	1K, 2K, 5K, 10K, 25K, 50K, 100K, 250K, 500K, & 1M	1.74	1.45	1.32	1.19

Audio Taper Shaft Length (L): .33" 11 Detent Positions
- Wattage: 0.1W

For quantities greater than listed, call for quote.

313-4000-Value	A	10K, 50K, 100K, & 1M	1.74	1.45	1.32	1.19

Linear Taper Shaft Length (L): .33" With Switch
- Wattage: 0.125W
- With SPST switch rated at 12VDC, 1A

For quantities greater than listed, call for quote.

313-1100-Value	B	1K, 5K, 10K, 50K, 100K, 500K, & 1M	2.05	1.71	1.55	1.41

Linear Taper Shaft Length (L): .33" With Push-Pull Switch
- Wattage: 0.2W
- With DPDT switch rated at 30VDC, 0.3A

For quantities greater than listed, call for quote.

313-1600-Value	C	1K, 5K, 10K, 50K, & 100K	3.75	3.12	2.84	2.58

17mm MINIATURE CARBON COMPOSITION

Miniature size potentiometers, aluminum shafts, bushings, body is plated steel, with bakelite rear plate. Contacts and terminals are silver plated brass. Each is supplied with one hex nut and one flat washer.

- Resistance element: carbon composition
- Tolerance: ±20%
- Switches rated at 1 amp @ 12VDC

DIMENSIONS (IN.)

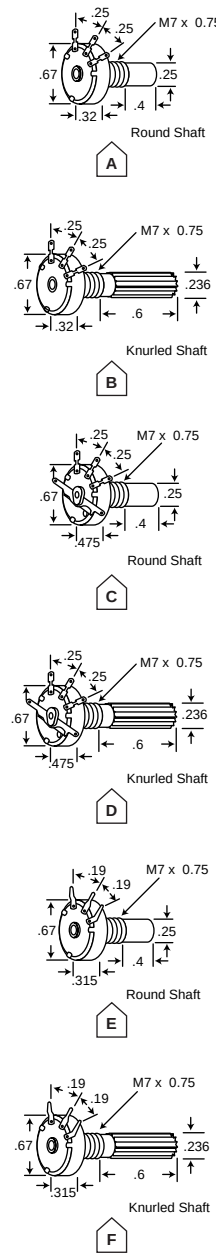

Linear Taper
- Rated: 0.1W

† Use with replacement nut 48AN007
✻ Use with replacement nut 481-0017

	MOUSER STOCK NO.	Fig.	Value (Ω)	Price Each 1	10	100	500	1000
✻	31CN205	A	500	1.02	.79	.62	.56	Call For Quote
✻	31CN301	A	1K	1.02	.79	.62	.56	
✻	31CN302	A	2K	1.02	.79	.62	.56	
✻	31CN305	A	5K	1.02	.79	.62	.56	
✻	31CN401	A	10K	1.02	.79	.62	.56	
✻	31CN405	A	50K	1.02	.79	.62	.56	
✻	31CN501	A	100K	1.02	.79	.62	.56	
✻	31CN505	A	500K	1.02	.79	.62	.56	
✻	31CN601	A	1 MEG	1.02	.79	.62	.56	
✻	31CN602	A	2 MEG	1.02	.79	.62	.56	
†	31CR205	B	500	1.12	.87	.68	.62	Call For Quote
†	31CR301	B	1K	1.12	.87	.68	.62	
†	31CR305	B	5K	1.12	.87	.68	.62	
†	31CR401	B	10K	1.12	.87	.68	.62	
†	31CR405	B	50K	1.12	.87	.68	.62	
†	31CR501	B	100K	1.12	.87	.68	.62	
†	31CR505	B	500K	1.12	.87	.68	.62	

Linear Taper with Switch
- Rated: 0.1W

✻ Use with replacement nut 481-0017

✻	31CQ301	C	1K	1.13	.91	.71	.64	Call For Quote
✻	31CQ305	C	5K	1.13	.91	.71	.64	
✻	31CQ401	C	10K	1.13	.91	.71	.64	
✻	31CQ405	C	50K	1.13	.91	.71	.64	
✻	31CQ501	C	100K	1.13	.91	.71	.64	
✻	31CQ505	C	500K	1.13	.91	.71	.64	
✻	31CQ601	C	1 MEG	1.13	.91	.71	.64	

Audio Taper with Switch
- Rated: .05W

† Use with replacement nut 48AN007
✻ Use with replacement nut 481-0017

✻	31CC301	C	1K	1.13	.91	.71	.64	Call For Quote
✻	31CC305	C	5K	1.13	.91	.71	.64	
✻	31CC401	C	10K	1.13	.91	.71	.64	
✻	31CC501	C	100K	1.13	.91	.71	.64	
†	31CB301	D	1K	1.24	1.00	.78	.70	
†	31CB305	D	5K	1.24	1.00	.78	.70	
†	31CB401	D	10K	1.24	1.00	.78	.70	
†	31CB501	D	100K	1.24	1.00	.78	.70	

Linear Taper PC Mount
- Rated: 0.1W

† Use with replacement nut 48AN007
✻ Use with replacement nut 481-0017

✻	31CW205	E	500	1.02	.79	.62	.56	Call For Quote
✻	31CW301	E	1K	1.02	.79	.62	.56	
✻	31CW305	E	5K	1.02	.79	.62	.56	
✻	31CW401	E	10K	1.02	.79	.62	.56	
✻	31CW405	E	50K	1.02	.79	.62	.56	
✻	31CW501	E	100K	1.02	.79	.62	.56	
✻	31CW505	E	500K	1.02	.79	.62	.56	
✻	31CW601	E	1 MEG	1.02	.79	.62	.56	
†	31CA205	F	500	1.12	.87	.68	.62	Call For Quote
†	31CA301	F	1K	1.12	.87	.68	.62	
†	31CA305	F	5K	1.12	.87	.68	.62	
†	31CA401	F	10K	1.12	.87	.68	.62	
†	31CA405	F	50K	1.12	.87	.68	.62	
†	31CA501	F	100K	1.12	.87	.68	.62	

REPLACEMENT NUTS AND WASHERS

For quantities greater than listed, call for quote.

MOUSER STOCK NO.	Fig.	Fits	Price Each 1	100	1000
Nuts					
481-0017	A	31JN, 313-1000, 313-1100, 313-1600, 313-2000, 313-3000, 313-4000, 31CN, 31CQ, 31CW	.15	.07	.06
48AN007	A	31CR, 31CB, 31CA, 311-1901	.10	.027	.025
48AN006	A	31CX	.10	.027	.025
481-0010	A	310-1600	.16	.042	.039
Washer					
48CW007	B	31JN, 313-1100, 313-1000, 313-4000, 313-2000, 313-3000,31CN, 31CQ, 31CW, 31CR, 31CB, 31CT	.05	.013	.011

13mm MICRO-MINIATURE CARBON COMPOSITION

Specifications:
- Resistance tolerance: ±20%
- Wattage rating: 0.1 watt
- Anti-rotational torque: 3 Kg-cm
- Operational temperature: -10°C to +70°C
- Breakdown voltage: 500V @ 60 seconds
- Rotational life: 5,000 cycles
- Linear taper

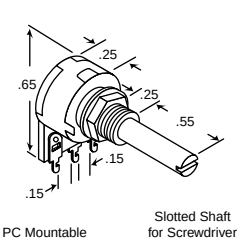

4mm Dia. Shaft

For quantities greater than listed, call for quote.

MOUSER STOCK NO.	Value (Ω)	Price Each 1	10	100	500
31CX301	1K	2.31	1.92	1.75	1.59
31CX305	5K	2.31	1.92	1.75	1.59
31CX401	10K	2.31	1.92	1.75	1.59
31CX405	50K	2.31	1.92	1.75	1.59
31CX501	100K	2.31	1.92	1.75	1.59
31CX505	500K	2.31	1.92	1.75	1.59
31CX601	1 MEG	2.31	1.92	1.75	1.59

CERMET POTENTIOMETER KNOBS, MODEL P16

Specifications:
- Electrical travel: 270° ± 10°
- Dielectric strength: 2500VRMS
- Limiting element voltage: 350V linear law
- Mechanical travel: 300° ± 5°
- Rotational life: 25,000 cycles
- Tolerance: ±10%
- Power rating: 1W @ +40°C
- Temperature range: -55°C to +125°C
- Taper: linear

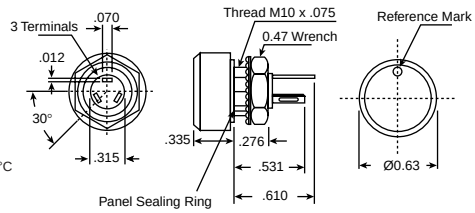

DIMENSIONS (IN.)

For quantities greater than listed, call for quote.

MOUSER STOCK NO.	Resistance Values	Max. Power @ +40°C	Maximum Current Through Element	Price Each 1	10	25	50
72-P16NP-1K	1K	1W	31.6mA	5.98	5.44	5.17	4.90
72-P16NP-5K	5K	1W	14.58mA	5.98	5.44	5.17	4.90
72-P16NP-10K	10K	1W	10mA	5.98	5.44	5.17	4.90
72-P16NP-50K	50K	1W	4.61mA	5.98	5.44	5.17	4.90
72-P16NP-1M	1M	.12W	.35mA	5.98	5.44	5.17	4.90

CERMET POTENTIOMETERS, MODEL PRV6

Specifications:
- Resistance tolerance: ±10%
- Power rating: 1.5W @ 70°C
- Electrical travel: 270° ±15°
- Mechanical travel: 300° ±5°
- Temperature range: -55°C to + 125°C
- Mechanical life 50,000 cycles
- Solder lugs
- Taper: linear

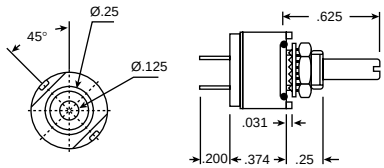

DIMENSIONS (IN.)

For quantities greater than listed, call for quote.

MOUSER STOCK NO.	Resistance Values	Max. Power @ +70°C	Maximum Current Through Element	Price Each 1	10	25	50
72-PRV6-10K	10K	1.5W	12.2mA	11.36	9.85	9.09	7.58
72-PRV6-50K	50K	1.5W	5.65mA	11.36	9.85	9.09	7.58
72-PRV6-100K	100K	1.22W	3.5mA	11.36	9.85	9.09	7.58
72-PRV6-500K	500K	0.25W	0.7mA	11.36	9.85	9.09	7.58
72-PRV6-1M	1M	0.12W	0.35mA	11.36	9.85	9.09	7.58

3mm SINGLE TURN SMD, SQUARE, OPEN FRAME, CERMET TRIMMER POTENTIOMETERS

Specifications:
- Tolerance: ±30%
- Operating temperature range: -40°C to +100°C
- Rated voltage: 50VDC
- Rotation: 270° ±20°
- Power rating: .1W @ 70°C
- Temperature Coefficient: ±250ppm/°C

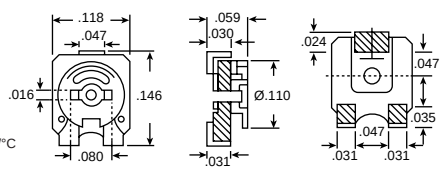

DIMENSIONS (IN.)

♦ **Surface Mount Device**

For quantities greater than listed, call for quote.

MOUSER STOCK NO.	Tables of Values	Price Each 1	25	50	100
♦ 72-ST30A-Value	1K, 5K, 10K, 50K, 100K	.40	.32	.27	.26

4mm SINGLE TURN SMD, SQUARE, OPEN FRAME, CERMET TRIMMER POTENTIOMETERS

Specifications:
- Tolerance: ±30%
- Operating temperature range: -40°C to +100°C
- Rated voltage: 100VDC
- Rotation: 270° ±20°
- Power rating: .2W @ 70°C
- Temperature Coefficient: ±250ppm/°C

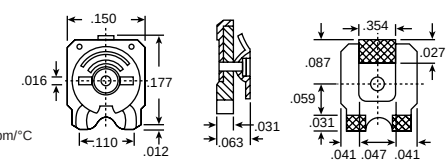

DIMENSIONS (IN.)

♦ **Surface Mount Device**

For quantities greater than listed, call for quote.

MOUSER STOCK NO.	Tables of Values	Price Each 1	25	50	100
♦ 72-ST22A-Value	1K, 5K, 10K, 50K, 100K, 500K, 1M	.45	.38	.36	.35

1/4" SINGLE TURN, SQUARE, VERTICAL ADJUST, CERMET TRIMMER POTENTIOMETERS

Specifications:
- Tolerance: ±10%
- Operating temperature range: -55°C to +125°C
- Rated voltage: 250VDC
- Rotation: 250° ±15°
- Power rating: .5W @ 70°C
- Temperature Coefficient: ±70ppm/°C

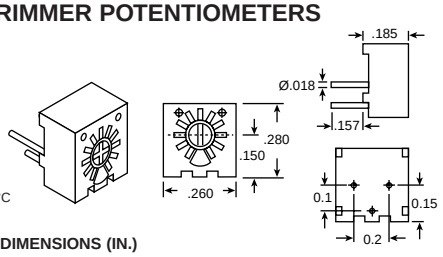

DIMENSIONS (IN.)

For quantities greater than listed, call for quote.

MOUSER STOCK NO.	Tables of Values	Price Each 1	25	50	100
72-T73YP-Value	1K, 2K, 5K, 10K, 50K, 100K	1.12	1.05	.98	.91

1/4" SINGLE TURN, SQUARE, HORIZONTAL ADJUST, CERMET TRIMMER POTENTIOMETERS

Specifications:
- Tolerance: ±10%
- Operating temperature range: -55°C to +125°C
- Rated voltage: 250VDC
- Rotation: 250° ±15°
- Power rating: .5W @ 70°C
- Temperature Coefficient: ±70ppm/°C

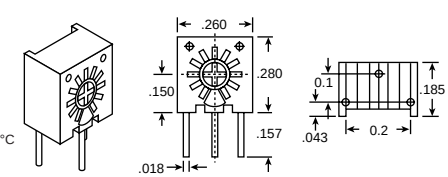

DIMENSIONS (IN.)

For quantities greater than listed, call for quote.

MOUSER STOCK NO.	Tables of Values	Price Each 1	25	50	100
72-T73XX-Value	1K, 2K, 5K, 10K, 50K, 100K	1.12	1.05	.98	.91

3/8" SINGLE TURN, SQUARE, VERTICAL ADJUST, CERMET TRIMMER POTENTIOMETERS

NEW THIS ISSUE

Specifications:
- Tolerance: ±10%
- Operating temperature range: -55°C to +125°C
- Rated voltage: 250VDC
- Rotation: 250° ±15°
- Power rating: .5W @ 70°C
- Temperature Coefficient: ±70ppm/°C

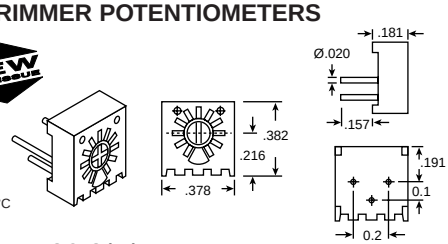

DIMENSIONS (IN.)

For quantities greater than listed, call for quote.

MOUSER STOCK NO.	Tables of Values	Price Each 1	25	50	100
72-T20YP-Value	1K, 2K, 5K, 10K, 50K, 100K	.76	.60	.58	.56

3/8" SINGLE TURN, SQUARE, HORIZONTAL ADJUST, CERMET TRIMMER POTENTIOMETERS

NEW THIS ISSUE

Specifications:
- Tolerance: ±10%
- Operating temperature range: -55°C to +125°C
- Rated voltage: 250VDC
- Rotation: 250° ±15°
- Power rating: .5W @ 70°C
- Temperature Coefficient: ±70ppm/°C

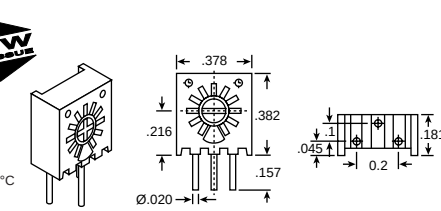

DIMENSIONS (IN.)

For quantities greater than listed, call for quote.

MOUSER STOCK NO.	Tables of Values	Price Each 1	25	50	100
72-T20XX-Value	1K, 2K, 5K, 10K, 50K, 100K	.76	.60	.58	.56

Multi-Turn Potentiometers and Adjustable Attenuators

1/4" CERMET MULTI-TURN SMD, SQUARE, TRIMMER POTENTIOMETERS

♦ Surface Mount Device

Specifications:
- Tolerance: ±10%
- Oper. temp. range: -55°C to +155°C
- Rated voltage: 250VDC
- Rotation: 13 turns ±2
- Power rating: .25W @ 85°C
- Temperature coefficient: ±50ppm/°C
- Screwdriver slot: .02 x .02 in.

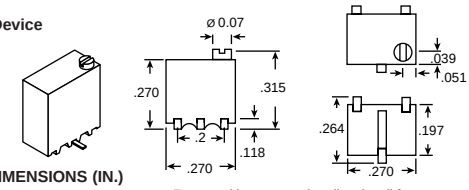

DIMENSIONS (IN.)

For quantities greater than listed, call for quote.

MOUSER STOCK NO.	Tables of Values	Price Each			
		1	25	50	100
♦ 72-TS63Y-Value	1K, 2K, 5K, 10K, 50K, 100K	2.89	2.35	1.88	1.72

1/4" MULTI-TURN, SQUARE, VERTICAL ADJUST, CERMET TRIMMER POTENTIOMETERS

Specifications:
- Tolerance: ±10%
- Oper. temp. range: -55°C to +155°C
- Rated voltage: 250VDC
- Rotation: 15 turns ±5
- Power rating: .25W @ 85°C
- Temperature coefficient: ±70ppm/°C
- Screwdriver slot: .02 x .02 in.

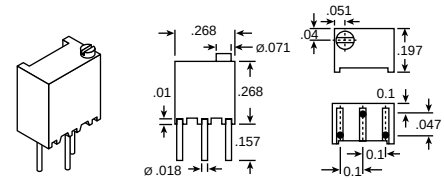

DIMENSIONS (IN.)

For quantities greater than listed, call for quote.

MOUSER STOCK NO.	Tables of Values	Price Each			
		1	25	50	100
72-T63YB-Value	1K, 2K, 5K, 10K, 50K, 100K	2.49	2.27	2.13	1.99

3/8" MULTI-TURN, SQUARE, HORIZONTAL ADJUST, CERMET TRIMMER POTENTIOMETERS

Specifications:
- Tolerance: ±10%
- Oper. temp. range: -55°C to +155°C
- Rated voltage: 250VDC
- Rotation: 19 turns ±2
- Power rating: .50W @ 85°C
- Temperature coefficient: ±70ppm/°C
- Screwdriver slot: .024 x .024 in.

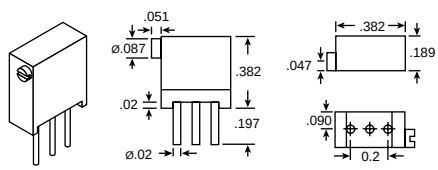

DIMENSIONS (IN.)

For quantities greater than listed, call for quote.

MOUSER STOCK NO.	Tables of Values	Price Each			
		1	25	50	100
72-T93XA-Value	100, 200, 500, 1K, 2K, 5K, 10K, 20K, 50K, 100K, 200K, 500K, 1M	1.76	1.67	1.61	1.54

3/8" MULTI-TURN, SQUARE, VERTICAL ADJUST, CERMET TRIMMER POTENTIOMETERS

Specifications:
- Tolerance: ±10%
- Oper. temp. range: -55°C to +155°C
- Rated voltage: 250VDC
- Rotation: 19 turns ±2
- Power rating: .50W @ 85°C
- Temperature coefficient: ±70ppm/°C
- Screwdriver slot: .024 x .024 in.

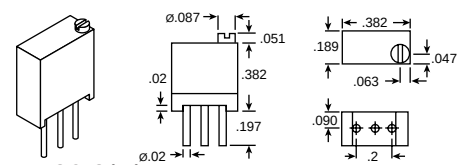

DIMENSIONS (IN.)

For quantities greater than listed, call for quote.

MOUSER STOCK NO.	Tables of Values	Price Each			
		1	25	50	100
72-T93YA-Value	100, 200, 500, 1K, 2K, 5K, 10K, 20K, 50K, 100K, 200K, 500K, 1M	1.76	1.67	1.61	1.54

3/8" MULTI-TURN, SQUARE, HORIZONTAL ADJUST, CERMET TRIMMER POTENTIOMETERS

Specifications:
- Tolerance: ±10%
- Oper. temp. range: -55°C to +155°C
- Rated voltage: 250VDC
- Rotation: 19 turns ±2
- Power rating: .50W @ 85°C
- Temperature coefficient: ±70ppm/°C
- Screwdriver slot: .024 x .024 in.

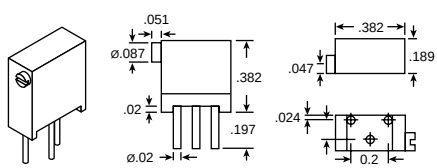

DIMENSIONS (IN.)

For quantities greater than listed, call for quote.

MOUSER STOCK NO.	Tables of Values	Price Each			
		1	25	50	100
72-T93XB-Value	100, 200, 500, 1K, 2K, 5K, 10K, 20K, 50K, 100K, 200K, 500K, 1M	1.76	1.67	1.61	1.54

3/8" MULTI-TURN, SQUARE, VERTICAL ADJUST, CERMET TRIMMER POTENTIOMETERS

Specifications:
- Tolerance: ±10%
- Oper. temp. range: -55°C to +155°C
- Rated voltage: 250VDC
- Rotation: 19 turns ±2
- Power rating: .50W @ 85°C
- Temperature coefficient: ±70ppm/°C
- Screwdriver slot: .024 x .024 in.

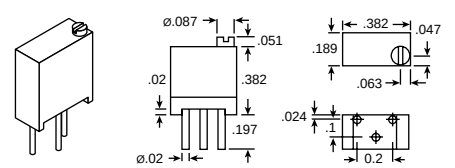

DIMENSIONS (IN.)

For quantities greater than listed, call for quote.

MOUSER STOCK NO.	Tables of Values	Price Each			
		1	25	50	100
72-T93YB-Value	100, 200, 500, 1K, 2K, 5K, 10K, 20K, 50K, 100K, 200K, 500K, 1M	1.76	1.67	1.61	1.54

3/8" MULTI-TURN, SQUARE, HORIZONTAL ADJUST, CERMET TRIMMER POTENTIOMETERS

Specifications:
- Tolerance: ±10%
- Oper. temp. range: -55°C to +155°C
- Rated voltage: 250VDC
- Rotation: 19 turns ±2
- Power rating: .50W @ 85°C
- Temperature coefficient: ±70ppm/°C
- Screwdriver slot: .024 x .024 in.

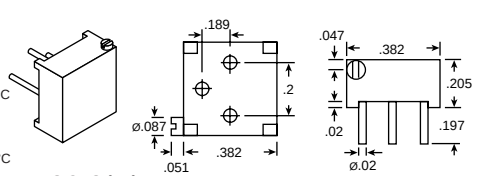

DIMENSIONS (IN.)

For quantities greater than listed, call for quote.

MOUSER STOCK NO.	Tables of Values	Price Each			
		1	25	50	100
72-T93Z-Value	100, 200, 500, 1K, 2K, 5K, 10K, 20K, 50K, 100K, 200K, 500K, 1M	2.48	2.36	2.26	2.17

3/4" MULTI-TURN, SQUARE, HORIZONTAL ADJUST, CERMET TRIMMER POTENTIOMETERS

Specifications:
- Tolerance: ±10%
- Oper. temp. range: -55°C to +155°C
- Rated voltage: 250VDC
- Rotation: 15 turns ±1
- Power rating: .75W @ 70°C
- Temperature coefficient: ±70ppm/°C
- Screwdriver slot: .024 x .024 in.

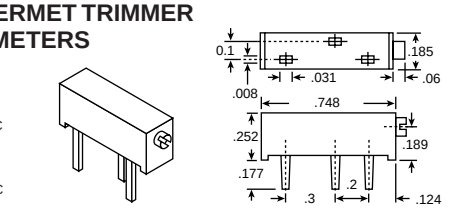

DIMENSIONS (IN.)

For quantities greater than listed, call for quote.

MOUSER STOCK NO.	Tables of Values	Price Each			
		1	25	50	100
72-T18-Value	500, 1K, 5K, 10K, 20K, 50K, 100K, 200K, 500K, 1M	1.24	1.19	1.15	1.05

ADJUSTABLE ATTENUATORS

Specifications:
- Impedance: 75Ω
- Actuation: insul. plastic shaft w/screwdriver slot
- Terminals: silver plated lugs, tinned pins
- Nominal angle of rotation: 3 revolutions

For quantities greater than listed, call for quote.

MOUSER STOCK NO.	Fig.	Price Each			
		1	5	10	25
72-M2001-HP1	A	4.58	3.66	3.20	2.75
72-M2001-HP2	B	4.58	3.66	3.20	2.75
72-M2001-HS2	C	4.58	3.66	3.20	2.75

DIMENSIONS (IN.)

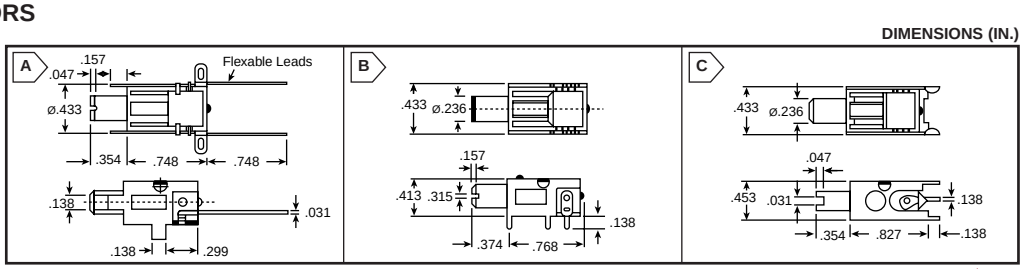

Spectrol Single-Turn Trimmer Potentiometers

4mm SMD TRIMMER POTENTIOMETERS

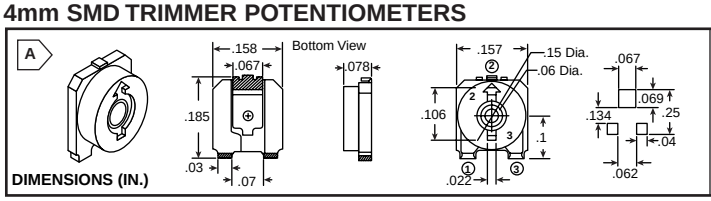

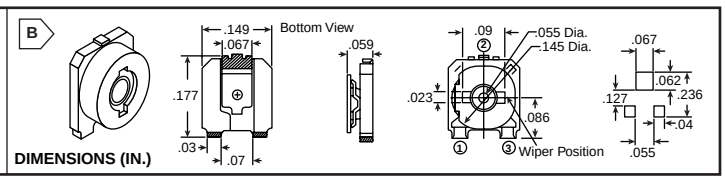

Sealed Trimmer Model 4M

♦ Surface Mount Device

Specifications:

- Effective rotational angle: 240°±10°
- Resistance tolerance: ±25%
- Temperature coefficient of resistance: ±250ppm/°C
- Power rating: 0.1 watts @ 70°C
- Operating temperature range: -55°C to +125°C

Features:

- Mini, super-thin (4.7 x 4.0 x 2.0mm)
- Suitable for flow and reflow soldering
- High reliability
- Sealed to withstand immersion cleaning process
- No cleaning process is necessary after soldering

By The Reel

MOUSER STOCK NO.	Fig.	Values (Ω)	Price Each 1	25	50	100	MOUSER STOCK NO.	Price Per 500 Piece Reel 1	2	5	10
♦ 594-004M-Value	A	1K, 5K, 10K, 50K, 100K	1.40	1.23	1.18	1.08	594-004M-Value / REEL	440.00	415.00	400.00	Call

Open Frame Model 4H

Specifications:

- Temperature coefficient of resistance: ±250ppm/°C
- Operating temperature range: -55°C to +125°C
- Effective rotational angle: 270° ± 10°
- Max. working voltage: 50VDC
- Power rating: 0.1W @ 70°C
- Resistance tolerance: ±25%

Features:

- Excellent solder wettability
- Nickel barrier layer construction

By The Reel

♦ 594-004H-Value	B	1K, 5K, 10K, 50K, 100K	.70	.65	.62	.58	594-004H-Value / REEL	250.00	235.00	220.00	Call

1/4" SQUARE TRIMMER

Specifications:

- Tolerance: ±10%
- Temperature coefficient: ±100ppm/°C
- Rating: 0.5 W @ 70°C, derated linearly to 0 W @ 125°C
- Contact resistance variation: 1% or 3Ω, whichever is greater

NEW THIS ISSUE

For quantities greater than listed, call for quote.

MOUSER STOCK NO.	Fig.	Values (Ω)	Price Each 1	25	50	100
594-76H-Value	A	1K, 2K, 10K	1.13	1.00	.90	.82
594-76P-Value	B	1K, 2K, 5K, 10K	1.13	1.00	.90	.82
594-76W-Value	C	1K, 5K, 10K, 100K	1.13	1.00	.90	.82

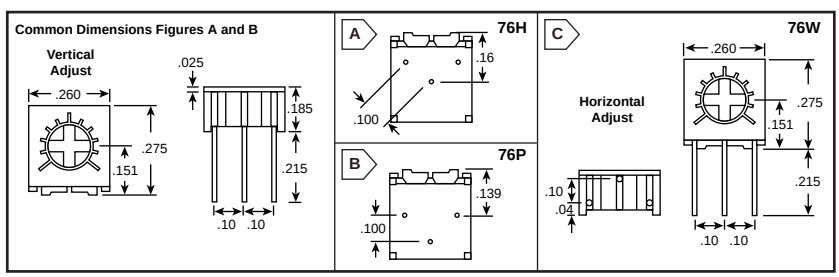

1/4" ROUND CERMET

Specifications:

- Tolerance: ±10%
- Travel: 230°±5°
- Maximum voltage: ≤ 300V
- Operating temp.: -55°C to + 125°C
- Coefficient of res.: ±100ppm/°C, 100Ω thru 2MΩ
- Rating: 0.5 W @ 70°C, derated linearly to 0 W @ 125°C
- Contact resistance variation: 3% or 3Ω, whichever is greater

Features:

- Easy adjustment and stability
- Environmental and performance testing to MIL-STD-202 and MIL-R-22097
- Available in side adjust

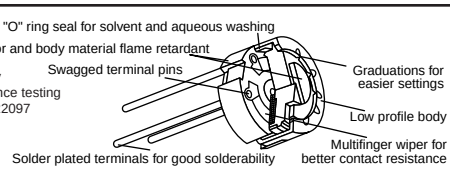

For quantities greater than listed, call for quote.

MOUSER STOCK NO.	Fig.	Values (Ω)	Cross-Reference Bourns	BI Technologies	Allen Bradley	Price Each 1	25	50
594-75P-Value	A	100, 200, 500, 1K, 5K, 10K, 20K, 50K, 100K	3329P	62M, 82M	SVXXX1	1.13	1.00	.90
594-75H-Value	B	100, 200, 500, 1K, 5K, 10K, 20K, 50K, 100K	3329H	82P, 62P	AZAXXXU	1.13	1.00	.90

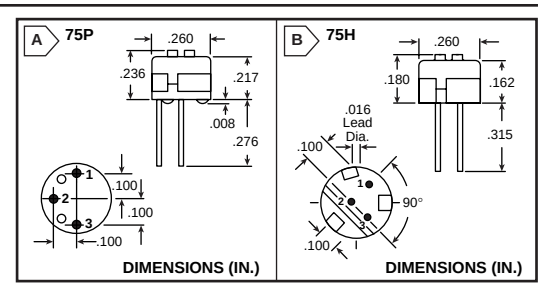

3/8" CERMET

Value (Ω)	63S Series	63X Series	63M Series	63P Series
	MOUSER STOCK NO.			
10	- - -	- - -	- - -	594-63P100
20	- - -	- - -	- - -	594-63P200
50	- - -	- - -	- - -	594-63P500
100	594-63S101	594-63X101	594-63M101	594-63P101
200	594-63S201	594-63X201	594-63M201	594-63P201
500	594-63S501	594-63X501	594-63M501	594-63P501
1K	594-63S102	594-63X102	594-63M102	594-63P102
2K	- - -	594-63X202	- - -	594-63P202
5K	594-63S502	594-63X502	594-63M502	594-63P502
10K	594-63S103	594-63X103	594-63M103	594-63P103
20K	594-63S203	594-63X203	594-63M203	594-63P203
25K	594-63S253	594-63X253	- - -	594-63P253
50K	594-63S503	594-63X503	594-63M503	594-63P503
100K	594-63S104	594-63X104	594-63M104	594-63P104
200K	594-63S204	594-63X204	- - -	594-63P204
250K	594-63S254	594-63X254	- - -	594-63P254
500K	594-63S504	594-63X504	- - -	594-63P504
1M	594-63S105	594-63X105	- - -	594-63P105
2M	594-63S205	594-63X205	- - -	594-63P205

Specifications:

- Tolerance: ±10%
- Coefficient of resistance: ±100ppm/°C
- Rating: 0.5 W @ 70°C, derated linearly to 0 W @ 125°C
- Contact resistance variation: 2% or 2Ω, whichever is greater
- Electrical travel: 270°

Features:

- Sealed for cleaning in common solvents
- Easy adjustment and stability

Series No.	Price Each 1	25	50	100
63S, 63M	1.07	1.05	1.03	Call
63X, 63P	1.02	1.00	.99	

Cross-Reference Chart

Spectrol	Bourns	BI Technologies	Murata
63S	3386C	72XL	3104C
63X	3386X	72X	3104X
63M	3386F	72PM	3104F
63P	3386P	72P	3104P

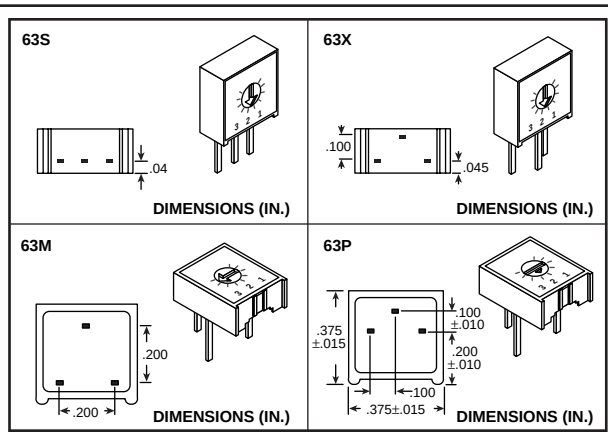

TRIMMERS WITH KNOB

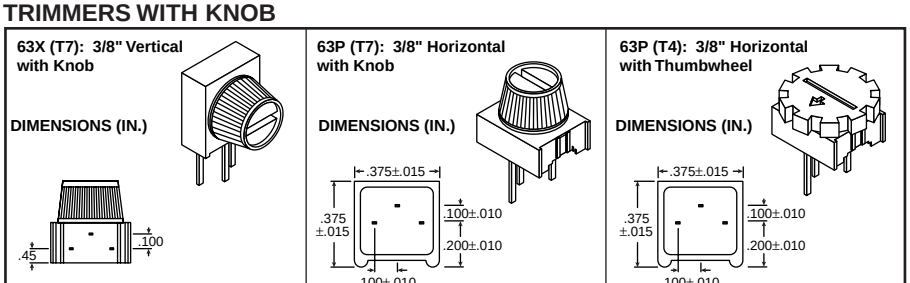

Price Each 1	25	50	100
2.05	1.82	1.64	Call

Value (Ω)	63X Series (T7)	63P Series (T7)	63P Series (T4)
	MOUSER STOCK NO.		
1K	594-63X102T7	594-63P102T7	594-63P102T4
2K	594-63X202T7	594-63P202T7	594-63P202T4
5K	594-63X502T7	594-63P502T7	594-63P502T4
10K	594-63X103T7	594-63P103T7	594-63P103T4
20K	594-63X203T7	594-63P203T7	594-63P203T4
50K	594-63X503T7	594-63P503T7	594-63P503T4
100K	594-63X104T7	594-63P104T7	594-63P104T4

Multi-Turn Trimmer Potentiometers and Precision Dials

1-1/4" RECTANGULAR MULTI-TURN PC MOUNT CERMET

Electrical Specifications:
- Tolerance: ±10%
- Power rating: 1W at 85°C, Derating to 0W at 150°C
- Electrical travel: 20 turns, nominal
- Dielectric withstanding: 1,000VAC
- Insulation resistance: 1,000MΩ

Mechanical Specifications:
- Stop strength: Clutch idles at stop
- Operating torque: 5.0 oz-in max
- Rotational life: 200 cycles, loaded

Value Ω	MOUSER STOCK NO.
100	594-70Y101
200	594-70Y201
500	594-70Y501
1K	594-70Y102
2K	594-70Y202
5K	594-70Y502
10K	594-70Y103
20K	594-70Y203
50K	594-70Y503
100K	594-70Y104
200K	594-70Y204
500K	594-70Y504
1M	594-70Y105
2M	594-70Y205

For quantities greater than listed, call for quote.

Price Each		
1	25	50
5.25	5.10	5.00

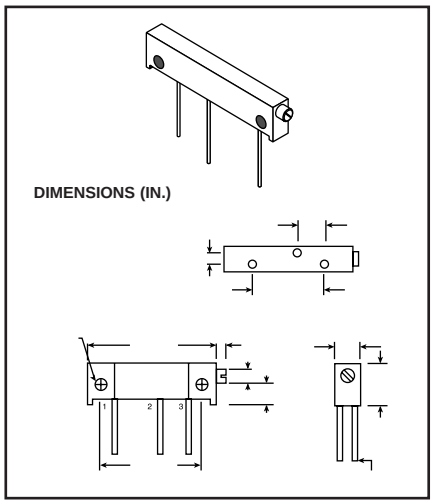

1/4" SQUARE MULTI-TURN CERMET TRIMMER

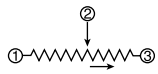

Manufactured to meet the highest reliability standards demanded by today's equipment manufacturers. Environmental and performance testing to MIL-STD-202 and MIL-R-22097. Available in 3 pin styles for top or side adjust. Excellent setting stability characteristics and case sealing to 85°C for 1 minute.

Specifications:
- Effective travel: 12 turns nominal
- Power rating: 0.25 watts @ 85°C
- Derated linearly to 0 at 125°C
- Maximum voltage not to exceed 300V
- Operating temperature: -55°C to +125°C
- Contact resistance variation: 3% or 3Ω, whichever is greater
- Resistance tolerance: ±10%
- Temperature coefficient of resistance: ±100ppm/°C

DIMENSIONS (IN.)

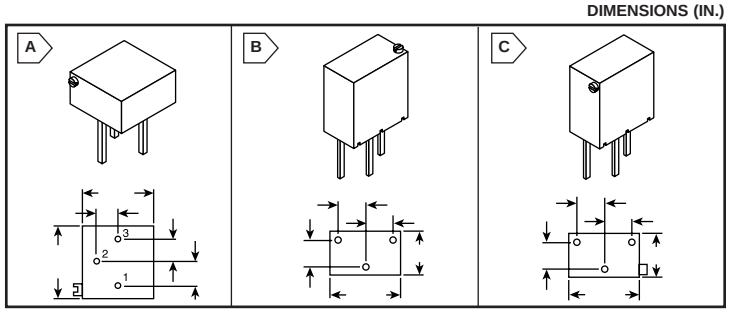

MOUSER STOCK NO.	Fig.	Values (Ω)	Price Each			
			1	25	50	100
594-74P-Value	A	1K, 5K, 10K, 50K, 100K	2.63	2.42	2.25	Call For Quote
594-74W-Value	B	1K, 5K, 10K, 50K, 100K	2.63	2.42	2.25	
594-74X-Value	C	1K, 5K, 10K, 50K, 100K	2.63	2.42	2.25	

3/8" MULTI-TURN CERMET

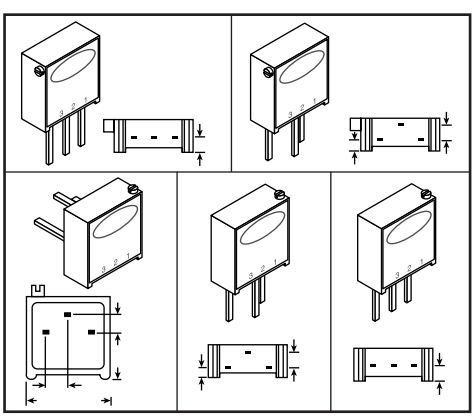

Specifications:
- Tolerance: ±10%
- Coefficient of resistance: ±100ppm/°C
- Rating: 0.5 W @ 70°C, derated linearly to 0 W @ 125°C
- Contact resistance variation: 2% or 2Ω, whichever is greater
- 25 turns nominal

Features:
- Sealed for cleaning in common solvents
- Easy adjustment and stability

Price Each			
1	25	50	100
2.00	1.95	1.88	Call

Cross-Reference Chart

Spectrol	Bourns	BI Technologies	Murata
64X	3296X	67X	3102X
64Z	3296Z	67Z	3102Z
64P	3296P	67P	3102P
64W	3296W	67W	3102W
64Y	3296Y	67Y	3102Y

Value (Ω)	64X Series	64Z Series	64P Series	64W Series	64Y Series
	MOUSER STOCK NO.				
10	- - -	- - -	- - -	- - -	594-64Y100
20	- - -	- - -	- - -	594-64W200	594-64Y200
50	- - -	- - -	594-64P500	594-64W500	594-64Y500
100	594-64X101	594-64Z101	594-64P101	594-64W101	594-64Y101
200	594-64X201	594-64Z201	594-64P201	594-64W201	594-64Y201
500	594-64X501	594-64Z501	594-64P501	594-64W501	594-64Y501
1K	594-64X102	594-64Z102	594-64P102	594-64W102	594-64Y102
2K	- - -	- - -	- - -	594-64W202	- - -
5K	594-64X502	594-64Z502	594-64P502	594-64W502	594-64Y502
10K	594-64X103	594-64Z103	594-64P103	594-64W103	594-64Y103
20K	594-64X203	594-64Z203	594-64P203	594-64W203	594-64Y203
25K	594-64X253	- - -	- - -	594-64W253	594-64Y253
50K	594-64X503	594-64Z503	594-64P503	594-64W503	594-64Y503
100K	594-64X104	594-64Z104	594-64P104	594-64W104	594-64Y104
200K	594-64X204	- - -	- - -	594-64W204	594-64Y204
250K	594-64X254	- - -	- - -	594-64W254	594-64Y254
500K	594-64X504	- - -	- - -	594-64W504	594-64Y504
1M	594-64X105	- - -	- - -	594-64W105	594-64Y105
2M	594-64X205	- - -	- - -	594-64W205	594-64Y205

3/4" RECTANGULAR 20 TURN CERMET

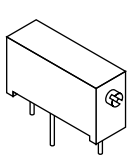

DIMENSIONS (IN.)

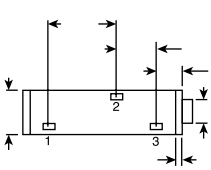

Specifications:
- Tolerance: ±10%
- Coefficient of resistance: ±100ppm/°C
- Rating: 0.75 W @ 25°C, derated linearly to 0 W @ 125°C
- Maximum voltage: ≤ 400V
- Temperature range: -55°C to + 125°C
- Contact resistance variation: 3% or 3Ω, whichever is greater

Features:
- Unique "T" slider block design
- Easy adjustment and stability

Price Each			
1	25	50	100
1.38	1.28	1.20	Call

Cross-Reference Chart

Spectrol	Bourns	BI Technologies	Allen Bradley
43P	3006P	89P	RT5L

Value (Ω)	MOUSER STOCK NO.
10	594-43P100
20	594-43P200
50	594-43P500
100	594-43P101
200	594-43P201
500	594-43P501
1K	594-43P102
2K	594-43P202
2.5K	594-43P252
5K	594-43P502
10K	594-43P103
20K	594-43P203
25K	594-43P253
50K	594-43P503
100K	594-43P104
200K	594-43P204
250K	594-43P254
500K	594-43P504
1M	594-43P105
2M	594-43P205

SNAP-ON PANEL MOUNT ADAPTORS

Use with Spectrol 43P Series.

These adaptors allow panel mounting of 3/4" rectangular trimmers. Designed to convert standard trimmer models into panel mounts in a quick and economical manner, accomplished by snap-in, providing for quick installation. Shaft dia. = .118"

MOUSER STOCK NO.	Fig.	Description	Price Each			
			1	25	50	100
594-610	A	without shaft	1.78	1.63	1.51	Call For Quote
594-611	B	with flush shaft	2.64	2.42	2.23	
594-612	B	with .57" shaft	2.64	2.42	2.23	
594-613	B	with .875" shaft	2.64	2.42	2.23	

PRECISION DIALS Metal Shaft

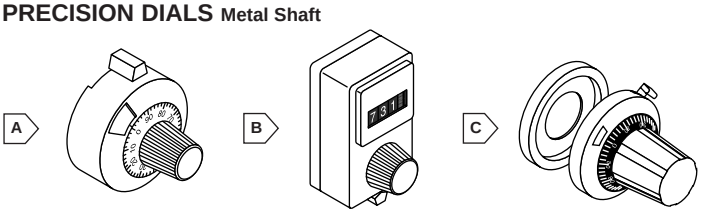

Features:
- Large, easy to read numbers
- Positive brake action
- Shaft bore is .250"

MOUSER STOCK NO.	Fig.	No. of Turns	Minor Scale	Finish Chrome	Size (In.)		Price Each			
					W	H	1	25	50	100
594-16111	A	15	1/50	Clear Anodized	.875	.875	9.68	8.64	8.07	Call For Quote
594-11111	A	11	1/50	Satin	1.0	.826	18.25	16.18	15.09	
594-21111	A	15	1/100	Satin	1.81	1.0	19.00	16.89	15.76	
594-15111	B	10	1/100	Satin	1.0	1.75	17.04	15.21	14.20	
594-17111	C	15	1/50	Clear Anodized	.875	.875	5.70	5.10	4.95	

148-149 SERIES 1/2" SQUARE SINGLE-TURN

DIMENSIONS (IN.)

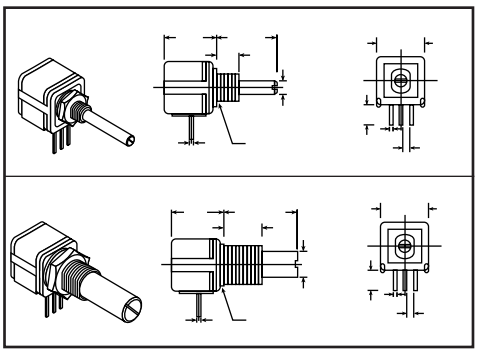

General Specifications:
- Temperature: -20°C to +125°C
- PCB Pins
- Electrical travel: 265° ±5°

Conductive Plastic:
- Tolerance: ±20%
- Rotational life: 100,000
- Power rating: 0.5W at 70°C derating to 0W at 125°C

Cermet:
- Tolerance: ±10%
- Rotational Life: 50,000
- Power rating 1W at 85°C derating to 0W at 150°C

Price Each		
1	10	25
5.26	5.04	4.73

For quantities greater than listed, call for quote.

Value (Ω)	MOUSER STOCK NO.			
	Conductive Plastic		Cermet	
	1/8" Shaft	1/4" Shaft	1/8" Shaft	1/4" Shaft
1K	594-148-1102	594-148-7102	594-149-1102	594-149-7102
5K	594-148-1502	594-148-7502	594-149-1502	594-149-7502
10K	594-148-1103	594-148-7103	594-149-1103	594-149-7103
50K	594-148-1503	594-148-7503	594-149-1503	594-149-7503
100K	594-148-1104	594-148-7104	594-149-1104	594-149-7104

248-249 SERIES 1/2" SQUARE SINGLE-TURN

DIMENSIONS (IN.)

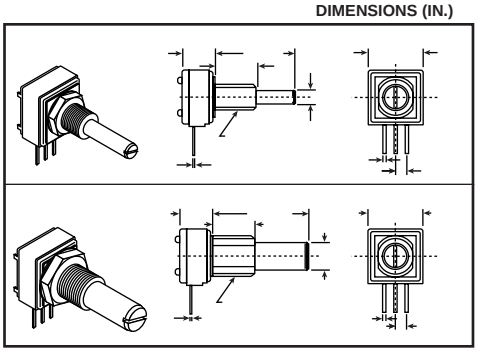

General Specifications:
- Temperature: -55°C to +125°C
- Rotational life: 50,000
- PCB Pins
- Electrical travel: 265° ±5°

Conductive Plastic:
- Tolerance: ±20%
- Power rating: 0.5W at 70°C derating to 0W at 125°C

Cermet:
- Tolerance: ±10%
- Power rating 1W at 70°C derating to 0W at 125°C

Price Each		
1	10	25
4.44	4.17	3.92

For quantities greater than listed, call for quote.

Value (Ω)	MOUSER STOCK NO.			
	Conductive Plastic		Cermet	
	1/8" Shaft	1/4" Shaft	1/8" Shaft	1/4" Shaft
1K	594-248-1102	594-248-7102	594-249-1102	594-249-7102
5K	594-248-1502	594-248-7502	594-249-1502	594-249-7502
10K	594-248-1103	594-248-7103	594-249-1103	594-249-7103
50K	594-248-1503	594-248-7503	594-249-1503	594-249-7503
100K	594-248-1104	594-248-7104	594-249-1104	594-249-7104

1/2" SINGLE TURN PRECISION WIREWOUND

Specifications:
- Body (LxD): .305" x .500"
- Shaft (LxD): .70" x 0.1248"
- Power rating: 2.0 watts @ 40°C derated to zero watts @ 125°C
- Linearity: ±1.0%
- Resistance tolerance: ±5%
- Temperature coefficient: ±20ppm/°C
- Temperature range: -55°C to +125°C
- Electrical rotation: 320° ±5°

MOUSER STOCK NO.	Values (Ω)	Price Each			
		1	5	10	25
594-14000102	1K	28.85	27.05	26.15	Call For Quote
594-14000202	2K	28.85	27.05	26.15	
594-14000502	5K	28.85	27.05	26.15	
594-14000103	10K	28.85	27.05	26.15	
594-14000203	20K	28.85	27.05	26.15	

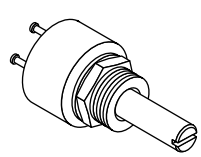

7/8" SINGLE TURN CONDUCTIVE PLASTIC

Values (Ω)	MOUSER STOCK NO.
1K	594-15711102
2K	594-15711202
5K	594-15711502
10K	594-15711103
20K	594-15711203
50K	594-15711503

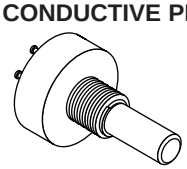

Price Each			
1	5	10	25
19.97	12.80	11.34	Call

Specifications:
- 1/4" diameter shaft
- Power rating: 1.0W @ 40°C derated to 0 W @ 125°C
- Linearity: ±2%
- Resistance tolerance ±20°C
- Temperature coefficient: ±600ppm/°C
- Rotational life: 2,000,000 turns
- Electrical rotation: 340° ±4°
- Mechanical rotation: continuous
- No mechanical stops

THREE TURN WIREWOUND

DIMENSIONS (IN.)

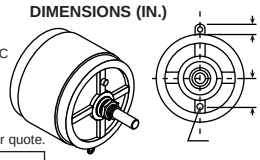

Electrical Specifications:
- Tolerance: ±3%, 200Ω ≤ Rt ≤ 150KΩ
- Power rating: 3W at 40°C derating to 0W at 125°C
- Electrical travel: 1,080°+4°-0°

Physical Specifications:
- Temperature: -55°C to +125°C
- Rotational Life: 500,000 shaft revolutions
- Ganging: 2 sections (max)
- 3 turn 3 watts

For quantities greater than listed, call for quote.

MOUSER STOCK NO.	Value (Ω)	Res. %	Temp. Coef. PPM/°C	Price Each		
				1	5	10
594-830-1102	1K	0.050	110	42.39	40.86	39.85
594-830-1202	2K	0.047	20	42.39	40.86	39.85
594-830-1502	5K	0.035	20	42.39	40.86	39.85
594-830-1103	10K	0.029	20	42.39	40.86	39.85
594-830-1203	20K	0.024	20	42.39	40.86	39.85
594-830-1503	50K	0.017	20	42.39	40.86	39.85

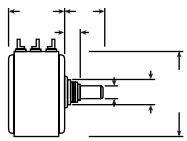

TEN TURN WIREWOUND

DIMENSIONS (IN.)

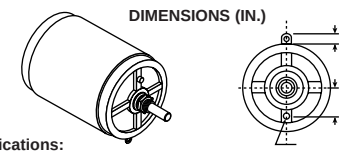

Physical Specifications:
- Temperature: -55°C to +125°C
- Rotational Life: 500,000 shaft revolutions
- Ganging: 2 sections (max)

Value (Ω)	MOUSER STOCK NO.
500	594-860-1501
1K	594-860-1102
2K	594-860-1202
5K	594-860-1502
10K	594-860-1103
20K	594-860-1203
50K	594-860-1503

Electrical Specifications:
- Tolerance: ±3%, 200Ω ≤ Rt ≤ 500KΩ
- Power rating: 8W at 40°C derating to 0W at 125°C
- Electrical travel: 3,600°+4°-0°

Price Each			
1	5	10	25
44.68	43.06	42.00	40.66

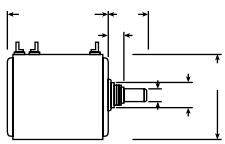

1/2" TEN TURN PRECISION WIREWOUND

For quantities greater than listed, call for quote.

Specifications:
- Body (LxD): 1.00" x 0.50"
- Shaft (LxD): .687" x .0935"
- Power rating: 2.0 watts @ 40°C derated to zero watts @ 125°C
- Linearity: ±0.3%
- Resistance tolerance: ±5%
- Temperature coefficient: ±20ppm/°C
- Temperature range: -55°C to + 125°C
- Electrical rotation: 3600° +15° - 0°

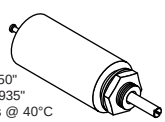

MOUSER STOCK NO.	Values (Ω)	Price Each		
		1	5	10
594-16211102	1K	120.99	86.42	67.22
594-16211202	2K	120.99	86.42	67.22
594-16211502	5K	120.99	86.42	67.22
594-16211103	10K	120.99	86.42	67.22
594-16211203	20K	120.99	86.42	67.22
594-16211503	50K	137.40	98.14	76.33
594-16211104	100K	137.40	98.14	76.33

7/8" TEN TURN PRECISION WIREWOUND

Specifications:
- Power rating: 3.09 watts @ 40°C derated linearly to zero watts at 125°C
- Linearity: ±0.25%
- Tolerance ±5%
- Temperature coefficient: ±20ppm/°C
- Temperature range: -55°C to +125°C

Features:
- High power rating
- Rugged integrated construction
- Superior stop strength

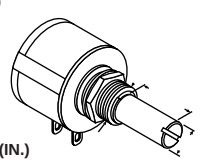

DIMENSIONS (IN.)

Cross Reference Chart

Spectrol	Bourns	BI Technologies
534	3540	7286

Cross Reference Chart

Spectrol	Bourns	BI Technologies
536	3590	7276

Metal Shaft

For quantities greater than listed, call for quote.

MOUSER STOCK NO.	Values (Ω)	Price Each		
		1	5	10
594-53411101	100	9.05	8.73	8.51
594-53411201	200	9.05	8.73	8.51
594-53411501	500	9.05	8.73	8.51
594-53411102	1K	9.05	8.73	8.51
594-53411202	2K	9.05	8.73	8.51
594-53411502	5K	9.05	8.73	8.51
594-53411103	10K	9.05	8.73	8.51
594-53411203	20K	9.05	8.73	8.51
594-53411104	100K	12.48	12.03	11.73

Plastic Shaft

For quantities greater than listed, call for quote.

MOUSER STOCK NO.	Values (Ω)	Price Each		
		1	5	10
594-53611101	100	9.02	8.70	8.48
594-53611201	200	9.02	8.70	8.48
594-53611501	500	9.02	8.70	8.48
594-53611102	1K	9.02	8.70	8.48
594-53611202	2K	9.02	8.70	8.48
594-53611502	5K	9.02	8.70	8.48
594-53611103	10K	9.02	8.70	8.48
594-53611203	20K	9.02	8.70	8.48
594-53611104	100K	11.38	10.97	10.70

MODEL DE2 INCREMENTAL ENCODER

Specifications:
- 32 Pulses/Rev
- Rotational speed: continuous - 200RPM; periodic - 400 RPM
- Rotational life: 5 million shaft revolutions
- Supply voltage: 3.0V min, 6.0V max.
- Supply current: 4.0mA max.
- Output high voltage: 3.8V min.
- Output low voltage: 0.4V max.
- Output current: 20mA

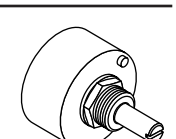

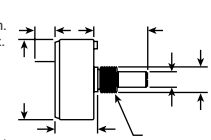

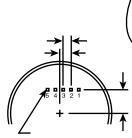

DIMENSIONS (IN.)

Features:
- Patented Silver-in-Glass™ switching element technology
- Two channel quadrature output
- Internal active de-bounce circuitry provides clean, high level outputs with CMOS logic

MOUSER STOCK NO.	Price Each		
	1	10	25
594-DE2-0132	28.25	27.40	24.90

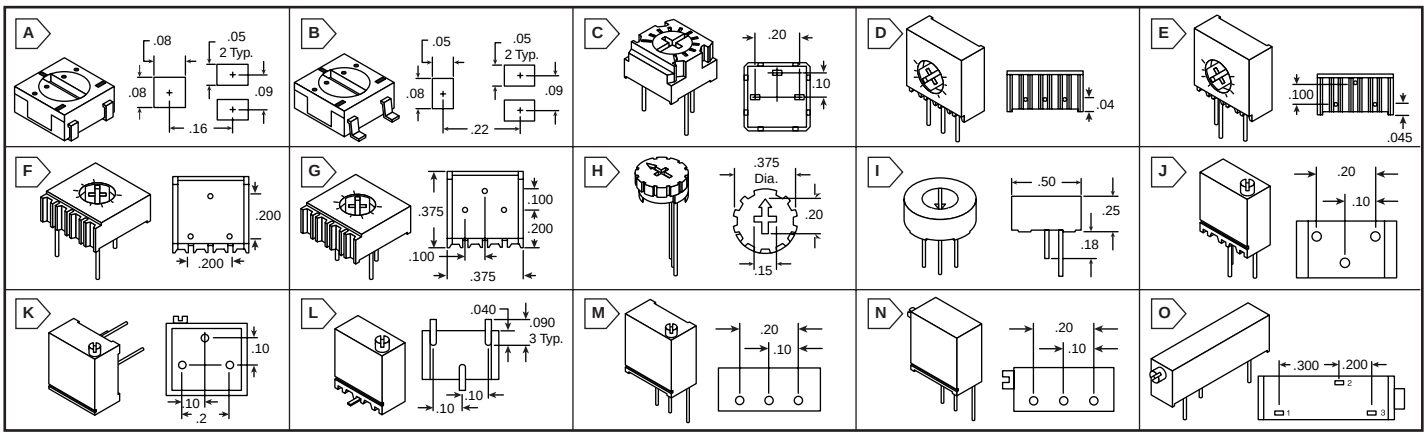

SINGLE TURN CERMET TRIMMER POTENTIOMETERS

♦ Surface Mount Device ✻ Not Sealed

4mm Square Model 23

• Contact resistance variation, (max.) 2% or 3Ω, whichever is greater

For quantities greater than listed, call for quote.

MOUSER STOCK NO.	Fig.	Tables of Values	Tolerance	Operating Temperature Range	Rotational Life	Electrical Travel	Power Rating @ 70°C derating to 0W @ 125°C	Temperature Coefficient (max.)	Price Each 1	100	200	500
♦569-23AR-Value	A	100, 200, 500, 1K, 2K, 5K, 10K, 20K, 50,	±20%	-55°C to +125°C	100 cycles	200° nom.	0.25 watts	±100ppm/°C	1.53	1.24	1.11	1.05
♦569-23BR-Value	B	100K, 200K, 500K, 1M, 2M	±20%	-55°C to +125°C	100 cycles	200° nom.	0.25 watts	±100ppm/°C	1.53	1.24	1.11	1.05

1/4" Square Model 25

• Contact resistance variation, (max.) 1% or 1Ω, whichever is greater

For quantities greater than listed, call for quote.

569-25PR-Value	C	50, 100, 200, 500, 1K, 2K, 5K, 10K, 20K, 50K, 100K, 200K, 500K, 1M	±20%	-55°C to +125°C	100 cycles	210° nom.	0.5 watts	±100ppm/°C	.83	.64	.57	.53

3/8" Square Model 72

• Contact resistance variation, max.: 1% or 1Ω, whichever is greater

569-72XL-Value	D		±10%	-55°C to +125°C	200 cycles	244° nom.	0.5 watts	±100ppm/°C	.99	.80	.72	Call For Quote
569-72X-Value	E	50, 100, 200, 500, 1K, 2K, 5K, 10K, 20K, 25K,	±10%	-55°C to +125°C	200 cycles	244° nom.	0.5 watts	±100ppm/°C	.99	.80	.72	
569-72PM-Value	F	50K,100K, 200K, 250K, 500K, 1M, 2M	±10%	-55°C to +125°C	200 cycles	244° nom.	0.5 watts	±100ppm/°C	.99	.80	.72	
569-72P-Value	G		±10%	-55°C to +125°C	200 cycles	244° nom.	0.5 watts	±100ppm/°C	.99	.80	.72	

3/8" Diameter Model 91

• Contact resistance variation, (max.) 2% or 3Ω, whichever is greater

For quantities greater than listed, call for quote.

✻569-91AR-Value	H	50, 100, 200, 500, 1K, 2K, 5K, 10K, 20K, 25K, 50K, 100K, 200K, 250K, 500K, 1M	±20%	-55°C to +125°C	200 cycles	174° nom.	0.5 watts	±100ppm/°C	.72	.58	.52	.49

1/2" Diameter Model 93

• Contact resistance variation, (max.) 3% or 3Ω, whichever is greater

For quantities greater than listed, call for quote.

569-93PR-Value	I	500, 1K, 2K, 5K, 10K, 20K, 50K, 100K, 200K, 500K, 1M, 2M	±10%	-55°C to +125°C	200 cycles	270° nom.	1.0 watts	±100ppm/°C	3.15	2.53	2.28	2.16

MULTI-TURN CERMET TRIMMER POTENTIOMETERS

1/4" Square Model 64

• Contact resistance variation, (max.) 3% or 3Ω, whichever is greater

For quantities greater than listed, call for quote.

MOUSER STOCK NO.	Fig.	Tables of Values	Tolerance	Operating Temperature Range	Rotational Life	Electrical Travel	Power Rating @ 85°C derating to 0W @ 150°C	Temperature Coefficient (max.)	Price Each 1	100	200	500
569-64WR-Value	J	100, 200, 500, 1K, 2K, 5K, 10K, 20K, 50K,	±10%	-65°C to +150°C	200 cycles	15 turns	0.25 watts	±100ppm/°C	2.82	2.26	2.03	1.92
569-64PR-Value	K	100K, 200K, 500K, 1M	±10%	-65°C to +150°C	200 cycles	15 turns	0.25 watts	±100ppm/°C	2.82	2.26	2.03	1.92

1/4" Square Model 84

• Contact resistance variation, (max.) 3% or 3Ω, whichever is greater

For quantities greater than listed, call for quote.

♦569-84WR-Value	L	1K, 2K, 5K, 10K, 20K, 50K, 100K	±10%	-65°C to +150°C	100 cycles	15 turns	0.25 watts	±100ppm/°C	3.00	2.51	2.29	2.18

3/8" Square Model 68

• Contact resistance variation, (max.) 3% or 3Ω, whichever is greater

For quantities greater than listed, call for quote.

MOUSER STOCK NO.	Fig.	Tables of Values	Tolerance	Operating Temperature Range	Rotational Life	Electrical Travel	Power Rating @ 70°C derating to 0W @ 125°C	Temperature Coefficient (max.)	Price Each 1	100	200	500
569-68WR-Value	M	500,1K, 2K, 5K,10K, 20K, 50K,100K, 200K, 500K	±20%	-65°C to +150°C	200 cycles	20 turns	0.5 watts	±100ppm/°C	1.96	1.59	1.43	1.34
569-68XR-Value	N	500, 1K, 2K, 5K, 10K, 20K, 50K, 100K, 200K, 500K	±20%	-65°C to +150°C	200 cycles	20 turns	0.5 watts	±100ppm/°C	1.96	1.59	1.43	1.34

3/4" Rectangular Model 89

• Contact resistance variation, max. 1% or 1Ω, whichever is greater

569-89P-Value	O	100, 200, 500, 1K, 2K, 5K, 10K, 20K, 25K, 50K, 100K, 200K, 250K, 500K, 1M, 2M	±10%	-55°C to +125°C	200 cycles	20 turns	0.75 watts	±100ppm/°C	1.22	.99	.89	Call

PRECISION POTENTIOMETERS

7/8" Continuous Rotation, Single Turn Conductive Plastic

Available with end stop, subject to minimum order requirements, call your Mouser service representative at (800) 346-6873.

For quantities greater than listed, call for quote.

MOUSER STOCK NO.	Fig.	Tables of Values	Tolerance	Operating Temp. (max.)	Input Voltage (max.)	Power Rating	Price Each 1	5	10
569-6187-Value	A	2K, 5K, 10K, 20K	±10%	125°C	400VDC	1 watt	15.75	12.50	11.50
		1K	±10%	125°C	400VDC	1 watt	18.00	14.50	13.25

7/8" Ten-Turn Wirewound

For quantities greater than listed, call for quote.

569-7286-Value	B	1K, 2K, 5K, 10K, 20K	±5%	125°C	1000VDC	2 watts	11.50	9.00	8.40
		100, 200, 500, 50K, 100K	±5%	125°C	1000VDC	2 watts	12.50	10.00	9.15

7/8" Ten-Turn Hybrid

For quantities greater than listed, call for quote.

569-8146-Value	B	1K, 2K, 5K, 10K, 20K	±10%	125°C	1000VDC	2 watts	20.00	16.00	14.75
		50K, 100K	±10%	125°C	1000VDC	2 watts	34.75	27.60	25.30

13/16" Ten-Turn Wirewound

For quantities greater than listed, call for quote.

569-A-Value	C	500, 1K, 2K, 5K, 10K, 20K	±5%	85°C	1000VDC	5 watts	46.20	36.75	33.60
		50K, 100K, 200K	±5%	85°C	1000VDC	5 watts	49.72	39.55	36.16

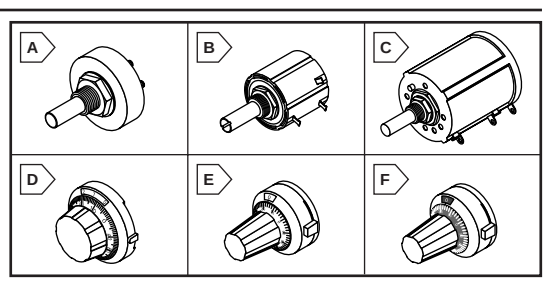

DUODIAL® PRECISION MULTI-TURN DIALS

For quantities greater than listed, call for quote.

MOUSER STOCK NO.	Fig.	Color No.'s	Finish	Turns	Price Each 1	5	10
569-RB-15	D	Black	Satin chrome	15	26.50	22.00	19.75
569-2606-20	E	Black	Satin chrome	20	18.00	15.25	13.75
569-2646-20	F	White	Black matte	20	18.00	15.25	13.75

MEC Potentiometers

DIMENSIONS (IN.)

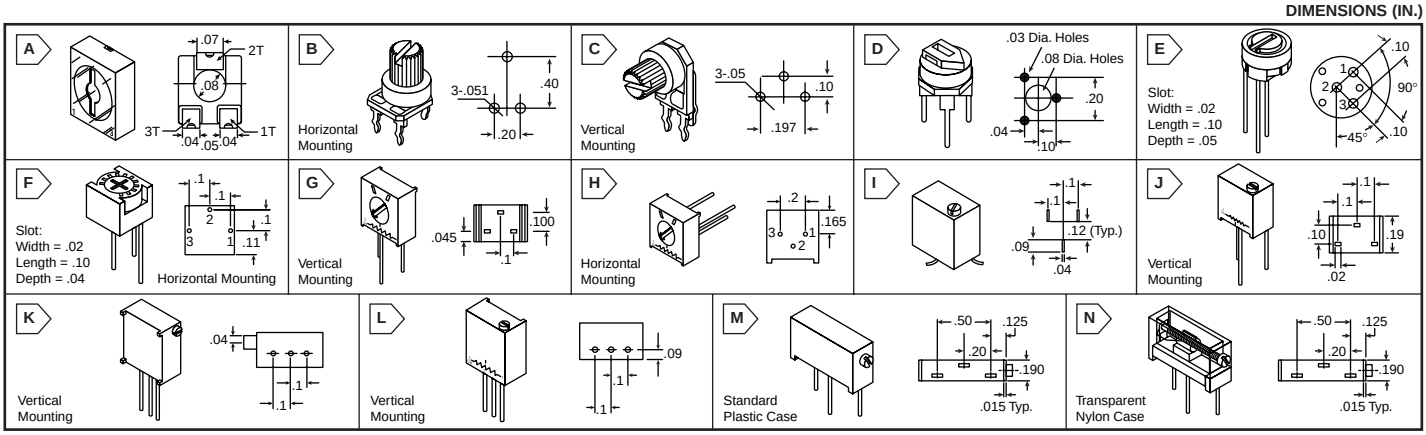

Single Turn Potentiometers Cross Reference

MOUSER STOCK NO.	MEC	Bourns	Murata	BI Technologies	A. Bradley	Spectrol
323-5000-Value	406P	3306P	- - -	- - -	- - -	- - -
323-4200-Value	471	3329H	- - -	62P	A2B	75H
323-4255P-Value	4255P	3323P	- - -	25P	A10	- - -
323-4295X-Value	4295X	3386X	3104X	72X	E4A	63X
323-4295P-Value	4295P	3386P	3104P	72P	E2A	63P

Multi-Turn Potentiometers Cross Reference

MOUSER STOCK NO.	MEC	Bourns	Murata	BI Technologies	A. Bradley	Spectrol
323-4270W-Value	4270W	3266W	- - -	64W	98W	74W
323-4290X-Value	4290X	3296X	3102X	67X	64X	64X
323-4290W-Value	4290W	3296W	3102Z	67W	64W	64W
323-433-Value	433	3006P	- - -	89P	94P	43P
323-422-Value	422	3006P-7	- - -	90P	95P	43P

SINGLE TURN CERMET TRIMMER POTENTIOMETERS

4mm SMD To order reels add **"/REEL"** to Mouser stock no.

Incorporates the latest technological development and has been rigorously tested to the highest standards. Tape sealed for flow soldering or solvent washing. • Linear taper

♦ **Surface Mount Device**

Available in Reels

For quantities greater than listed, call for quote.

MOUSER STOCK NO.	Fig.	Tables of Values	Tolerance	Operating Temperature Range	Operating Voltage	Mechanical Rotation	Power Rating @ 70°C	Price Each 1	Price Each 10	Price Each 100	Price Per Reel of 750
♦323-3204-Value	A	500, 1K, 2K, 5K, 10K, 20K, 50K, 100K, 200K, 500K, 1M	±25%	-20°C to +85°C	20VDC	260° ±20°	.1 watts	.98	.76	.69	425.00

9mm Offering the stability of a cermet resistive element

For quantities greater than listed, call for quote.

MOUSER STOCK NO.	Fig.	Tables of Values	Tolerance	Operating Temperature Range	Operating Voltage	Mechanical Rotation	Power Rating @ 70°C	Temperature Coefficient	Price Each 1	Price Each 10	Price Each 100	Price Each 500
323-409H-Value	B	500, 1K, 5K, 10K, 20K, 50K, 100K, 1M	±20%	-25°C to +100°C	200VDC	-260° nominal	.3 watts	±250ppm/°C	.61	.41	.37	.34
323-409V-Value	C	500, 1K, 5K, 10K, 20K, 50K, 100K, 1M	±20%	-25°C to +100°C	200VDC	-260° nominal	.3 watts	±250ppm/°C	.61	.41	.37	.34

1/4" Round

For quantities greater than listed, call for quote.

323-5000-Value	D	500, 1K, 2K, 5K, 10K, 22K, 50K, 100K, 220K, 500K, 1M	±20%	-25°C to +100°C	100VDC	200° nominal	.3 watts	±200ppm/°C	.87	.67	.61	.55
323-4200-Value	E	500, 1K, 5K, 10K, 20K, 50K, 100K, 200K, 500K	±20%	-55°C to +125°C	200VDC	-270° nominal	.5 watts	±100ppm/°C	1.39	1.16	1.05	.95

1/4" Square

For quantities greater than listed, call for quote.

323-4255P-Value	F	500, 5K, 10K, 20K, 50K, 100K, 500K, 1M	±20%	-55°C to +120°C	200VDC	200° nominal	.5 watts	±100ppm/°C	1.63	1.36	1.24	1.13

3/8" Square

For quantities greater than listed, call for quote.

323-4295X-Value	G	500, 1K, 5K, 10K, 20K, 50K, 100K, 200K, 500K, 1M	±10%	-55°C to +125°C	200VDC	300° nominal	.5 watts	±100ppm/°C	1.11	.85	.77	.70
323-4295P-Value	H	500, 1K, 5K, 10K, 20K, 50K, 100K, 200K, 500K, 1M	±10%	-55°C to +125°C	200VDC	300° nominal	.5 watts	±100ppm/°C	1.11	.85	.77	.70

MULTI-TURN CERMET TRIMMER POTENTIOMETERS

7mm SMD • Power rating: .25W @ 5°C

For quantities greater than listed, call for quote.

MOUSER STOCK NO.	Fig.	Tables of Values	Tolerance	Operating Temperature Range	Operating Voltage	Mechanical Rotation	Temperature Coefficient	Price Each 1	Price Each 10	Price Each 100	Price Each 500
♦323-3270-Value	I	1K, 5K, 10K, 20K, 50K, 100K	±10%	- - -	- - -	12 turns nom.	- - -	4.19	3.49	3.17	2.88

1/4" Square • Power rating: .25W @ 85°C

323-4270W-Value	J	1K, 5K, 10K, 20K, 50K, 100K	±10%	- - -	300VDC	13 turns nom.	±100ppm/°C	2.83	2.62	2.38	1.95

3/8" Square • Power rating: .5W @ 70°C

323-4290X-Value	K	1K, 5K, 10K, 20K, 50K, 100K, 500K	±10%	-55°C to +125°C	300VDC	25 turns nom.	±100ppm/°C	1.97	1.64	1.49	1.35
323-4290W-Value	L	1K, 2K, 5K, 10K, 20K, 50K, 100K	±10%	-55°C to +125°C	300VDC	25 turns nom.	±100ppm/°C	1.97	1.64	1.49	1.35

3/4" Rectangular • Power rating: .75W @ 40°C

323-433-Value	M	500, 1K, 5K, 10K, 20K, 50K, 100K, 200K, 500K, 1M	±10%	-55°C to +125°C	300VDC	15 turns nom.	±100ppm/°C	1.31	1.09	.99	.90
323-422-Value	N	500, 1K, 5K, 10K, 20K, 50K, 100K, 200K, 500K, 1M	±10%	-55°C to +105°C	300VDC	15 turns nom.	±100ppm/°C	1.39	1.16	1.05	.95

CERMET POTENTIOMETERS

Specifications:

- Isolation voltage: 450VDC
- Linear taper
- Operating temp.: -55°C to +125°C
- Load life: 3% change of total resistance (1000 hrs.)
- Locknut included
- Tolerance: ±20%
- Slotted shaft

DIMENSIONS (IN.)

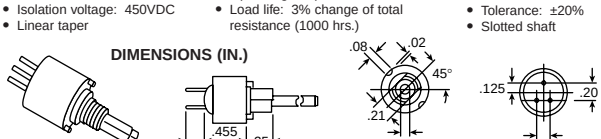

For quantities greater than listed, call for quote.

MOUSER STOCK NO.	Value (Ω)	Shaft Length (In.)	Body Dia. (In.)	Power Rating @ 70°C	Price Each 1	Price Each 10	Price Each 25
323-6000-Value	1K, 10K, 100K	.875	.5	.5W	10.85	8.99	8.19

MINIATURE NON-CONDUCTIVE BODY & SHAFT

For quantities greater than listed, call for quote.

Price Each 1	10	100	500
2.37	1.97	1.79	1.71

DIMENSIONS (IN.)

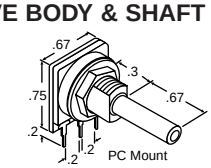

Specifications:

- 1/4 watt
- Linear taper
- Resistance tolerance: ±20%
- Breakdown voltage: 450VDC
- Insulation resistance: 1GΩ, min.
- Mechanical rotation: 270°
- Max. working voltage: 630VDC
- Shaft diameter: 6mm

Value (Ω)	MOUSER STOCK NO. PC Mount	MOUSER STOCK NO. Solder Lugs
1K	31NN301	31NE301
50K	31NN405	31NE405
1 MEG	- - - - - -	31NE601

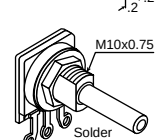

REPLACEMENT NUT

MOUSER STOCK NO.	Price Each 1	Price Each 100	Price Each 1000
481-0010	.16	.042	.039

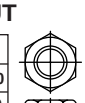

Potentiometers

PIHER 6mm CARBON TRIMMER

Specifications:
- Power rating: 0.1W
- Linear taper
- Temperature range: -25°C to +70°C
- Mechanical rotation: 235°±10°
- Electrical rotation: 200°±20°
- Tolerance: ±20%

Features:
- Enclosed for protection against contaminants
- Self-extinguishing material to meet UL94V-0

Value(Ω):
500, 1K, 2K, 2.5K, 5K, 10K, 20K, 25K, 47K, 50K, 100K, 500K, 1M

Also available in vertical mount, horizontal adjust

MOUSER STOCK NO.	Fig.	Mount	Adjust	Price Each 1	100	1000	5000	10000
531-PT6KV-Value	A	Horizontal	Vertical	.27	.22	.21	.19	Call

PIHER 10mm CERMET TRIMMER

Specifications:
- Power rating: 0.33W
- Temperature range: -40°C to +90°C
- Mechanical rotation: 235°±5°
- Electrical rotation: 220°±20°
- Linear taper
- Tolerance: ±20%

Value(Ω):
500, 1K, 2K, 2.5K, 5K, 10K, 20K, 25K, 50K, 100K, 200K, 250K, 500K

531-PTC10V-Value	B	Horizontal	Vertical	.45	.43	.41	.37	Call
531-PTC10H-Value	C	Vertical	Horizontal	.45	.43	.41	.37	

PIHER 10mm CARBON TRIMMER

- Enclosed for protection against contaminants

Specifications:
- Power rating: 0.15W
- Linear taper
- Temperature range: -25°C to +70°C
- Mechanical rotation: 235°±10°
- Electrical rotation: 220°±20°
- Tolerance: 100Ω~1mΩ ±20%, 2mΩ~5mΩ ±30%

Value(Ω):
100, 200, 250, 500,1K, 2K, 2.5K, 5K, 10K, 20K, 22K, 25K, 47K, 50K, 100K, 200K, 220K, 250K, 470K, 500K, 1M, 2M, 2.5M, 5M

531-PT10V-Value	D	Horizontal	Vertical	.36	.34	.30	.28	Call
531-PT10H-Value	E	Vertical	Horizontal	.36	.34	.30	.28	

PIHER 15mm CARBON TRIMMER

Specifications:
- Power rating: 0.25W
- Temperature range: -25°C to +70°C
- Mechanical rotation: 265° to ±5°
- Mechanical rotation: 265° to ±5°
- Electrical rotation: 250°±20°
- Linear taper
- Tolerance: 100Ω~1mΩ ±20%, 2mΩ~5mΩ ±30%

Value(Ω):
100, 200, 250, 500,1K, 2K, 2.5K ,5K, 10K, 20K,25K, 50K, 100K, 200K, 250K, 500K, 1M, 2M, 2.5M, 5M

531-PT15D-Value	F	Horizontal	Vertical	.39	.35	.32	.28	Call
531-PT15B-Value	G	Vertical	Horizontal	.39	.35	.32	.28	

PIHER POTENTIOMETERS

PC16 Series

A completely insulated potentiometer. Made of autoextinguishable plastic UL94V-0. The models below are available from stock. This modular design, which allows up to four potentiometers and a switch on a common shaft, is available in custom configurations by special order. Call any Mouser service representative for details.

Specifications:
- Tolerance: ±20%
- Nominal power (40°C): 0.25W
- Nominal voltage: 500V
- Temperature range: -25°C to +70°C
- Linear taper
- Mechanical angle of rotation: 300°±5°
- Electrical angle of rotation: 280°±20°
- Switch contact rating: 1A @ 250V
- Solder lug terminals

MOUSER STOCK NO.	Fig.	Value(Ω)	Price Each 1	25	50	100	200
531-PC16SC-Value	H	1K, 10K, 100K, 500K	2.35	1.95	1.77	1.59	Call
531-PC16SC1A-Value	I	1K, 10K, 100K, 500K	2.99	2.49	2.27	2.06	For
531-PC16DC-Value	J	1K, 10K, 100K, 500K	2.86	2.38	2.17	1.97	Quote

XICON ALPHA PC MOUNT POTENTIOMETERS

Electrical Specifications:
- Taper: linear
- Rated wattage: 0.05W
- Insulation resistance: >100MΩ @ 250VDC
- Breakdown voltage: 300VAC/1min.

Mechanical Specifications:
- Rotation angle: 300°±5°
- Rotation torque: 20 to 250g/cm
- Tolerance: ±20%
- Shaft dia.: 6mm

MOUSER STOCK NO.	Fig.	Value(Ω)	Price Each 1	10	100	500	1000
311-1901-Value	K	1K, 5K, 10K, 50K, 100K	3.05	2.54	2.31	2.10	Call

XICON ALPHA MINIATURE SNAP-IN LINEAR TAPER

Specifications:
- Rated voltage: 50VAC
- Rated wattage: 0.05W
- Tolerance: <1M: ±20%, ≥1M: ±30%
- Rotation angle: 280°±5°
- Rotational life: 10,000 cycles

Vertical Mount

317-2090-Value	L	1K, 2K, 5K, 10K, 50K, 100K, 500K, 1M	.98	.82	.75	.68	Call

Horizontal Mount

317-2091-Value	M	1K, 5K, 10K, 50K, 100K, 500K, 1M	.98	.82	.75	.68	Call

XICON ALPHA 16mm PC MOUNT LINEAR TAPER W/SWITCH

Specifications:
- Rated voltage: 200V
- Rated wattage: 0.2W
- Insulation resistance: >100MΩ
- Breakdown voltage: 1000VAC, 1 min.
- Switch contact resistance: >100mΩ
- Switch rating: 250VAC, 10A
- Tolerance: <1M: ±20%, ≥1M: ±30%
- Rotational life: 100,000 cycles
- Rotation angle: 270°±5°
- Switch life: 10,000 operations
- Switch circuit: SPST
- "D" shaft (nylon)

310-1600-Value	N	5K, 10K, 50K, 500K	2.40	2.00	1.82	1.65	Call

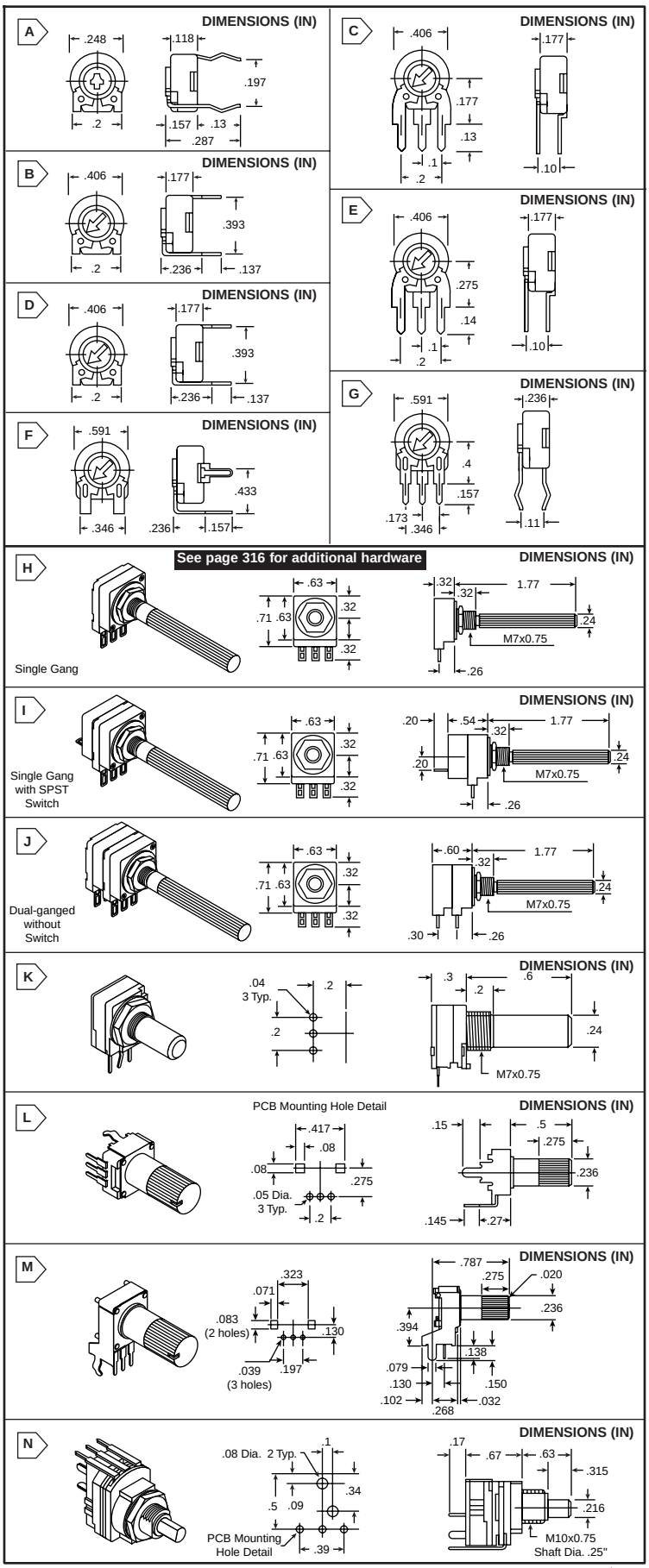

Trimmer Potentiometers

4mm SMD CERMET

♦ Surface Mount Device

Adjustable With Pocket Screw Driver

Specifications:

- Power rating: 0.2W @ 70°C
- Max. operating voltage: 100VDC
- Rotational torque: 20 to 200g/cm
- Temperature coefficient: ±250ppm/°C
- Tolerance: ±30%
- Linear taper

To order reels add **"/REEL"** to Mouser stock no.

For quantities greater than listed, call for quote.

MOUSER STOCK NO.	Fig.	Value (Ω)	Price Each 1	Price Each 10	Price Each 100	Price Per Reel of 750
♦ **328-42-Value**	A	1K, 5K, 10K, 20K, 50K, 100K, 500K	**.73**	**.57**	**.51**	**337.50**
♦ **328-43-Value**	B	1K, 5K, 10K, 20K, 50K, 100K, 500K	**.73**	**.57**	**.51**	**337.50**

Specifications:

- Power rating: 0.1W
- Max. operating voltage: 50VDC
- Rotational torque: 20 to 200g/cm
- Sealed for flow soldering
- Tolerance: ±25%
- Linear taper

To order reels add **"/REEL"** to Mouser stock no.

For quantities greater than listed, call for quote.

MOUSER STOCK NO.	Fig.	Value (Ω)	Price Each 1	Price Each 10	Price Each 100	Price Per Reel of 500
♦ **328-45-Value**	C	500, 1K, 5K, 10K, 20K, 50K, 100K	**1.31**	**1.00**	**.91**	**415.00**

4mm SMD CARBON

Specifications:

- Power rating: 0.1W @ 70°C
- Rotational angle: 250°
- Rotational torque: 20 to 200g/cm
- Tolerance: ±30%
- Linear taper

For quantities greater than listed, call for quote.

MOUSER STOCK NO.	Fig.	Value (Ω)	Price Each 1	Price Each 10	Price Each 100	Price Each 500
♦ **321-3100-Value**	D	1K, 22K	**.78**	**.59**	**.53**	**Call**
♦ **321-3000-Value**	E	500, 1K, 2K, 30K, 50K, 100K, 1M	**.78**	**.59**	**.53**	

10mm CERMET

Specifications:

- Power rating: .1W @70°C
- Max. applied voltage: 350VDC
- Operating temp.: -30°C to +85°C
- Temperature coefficient: ±250ppm/°C
- Mechanical rotation: 260° ±10°
- Tolerance: ±20%
- Breakdown voltage: 500VAC for 1 minute

For quantities greater than listed, call for quote.

322-9400-Value	F	1K, 5K	**.79**	**.62**	**.55**	**.52**

10mm CARBON

Specifications:

- Breakdown voltage: 500VAC for 1 minute
- Operating temperature: -30°C to 85°C
- Mechanical rotation: 260° ±10°
- Max. applied voltage: 350VDC
- Tolerance: ±20%
- Power rating: .3W @ 70°C

For quantities greater than listed, call for quote.

322-6800-Value	G	100, 200, 500, 1K, 100K	**1.16**	**.89**	**.81**	**.74**
322-5800-Value	H	100, 5K, 10K	**1.16**	**.89**	**.81**	**.74**

Mouser	Bourns	A Bradley
6800 / 5800	VA05V / VA05H	90V / 90H

10mm FULLY ENCLOSED CARBON

Specifications:

- Power rating: .1W @ +70°C
- Rotational angle: 280° ±10°
- Operating temp.: -10°C to +70°C
- Rotational torque: 30-300g/cm
- Tolerance: ±30%
- Linear taper

For quantities greater than listed, call for quote.

321-1000-Value	I	10K, 25K, 50K, 1M	**.56**	**.37**	**.34**	**.31**
321-1100-Value	J	1K, 5K	**.56**	**.37**	**.34**	**.31**

Mouser	Panasonic	A Bradley
1000 / 1100	EVN-K4A / EVN-KOA	90V / 90H

15mm CARBON

Specifications:

- Power rating: .25 watt
- Voltage rating: 200VDC
- Nominal temperature range: -25°C to +70°C
- Standard tolerance: ≤500Ω±30%, >500Ω±20%, ≥500KΩ±30%
- Linear taper
- Rotational angle: 230° ±20°

For quantities greater than listed, call for quote.

320-1510-Value	K	300, 500, 1K, 3K, 5K, 10K, 30K, 50K, 100K, 300K, 500K, 1MEG	**.46**	**.36**	**.33**	**.30**
320-1520-Value	L	1K, 3K, 5K, 10K, 30K, 50K, 100K, 300K, 500K	**.46**	**.36**	**.33**	**.30**

Mouser	CTS	Panasonic
1510 / 1520	X201 / U201	EVL-Q0A / EVL-Q1A

A — DIMENSIONS (IN.)

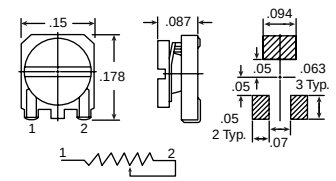

B — DIMENSIONS (IN.)

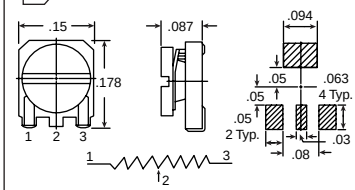

C — DIMENSIONS (IN.)

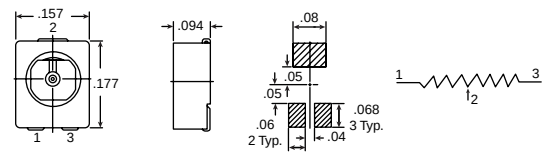

D — DIMENSIONS (IN.)

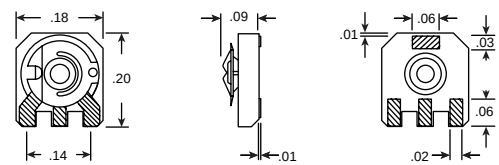

E — DIMENSIONS (IN.)

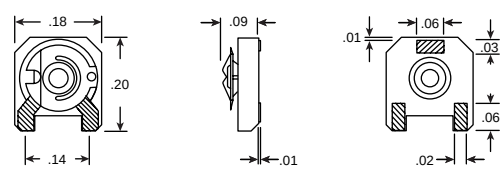

F — DIMENSIONS (IN.)

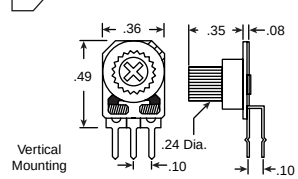

G — DIMENSIONS (IN.)

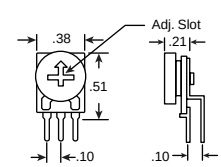

H — DIMENSIONS (IN.)

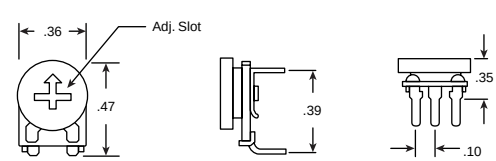

I — DIMENSIONS (IN.)

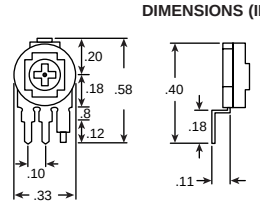

J — DIMENSIONS (IN.)

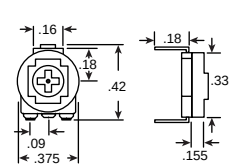

K — DIMENSIONS (IN.)

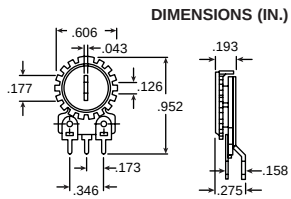

L — DIMENSIONS (IN.)

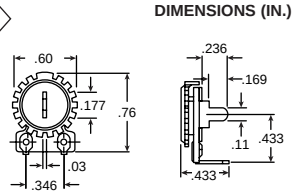

Single Turn Trimmer Potentiometers

.05 WATT 30% TOLERANCE

6mm Vertical - Hi-Rel

For quantities greater than listed, call for quote.

MOUSER STOCK NO.	Fig.	Value (Ω)	Price Each 1	10	100
32RF205	A	500	.59	.49	.45
32RF301	A	1K	.59	.49	.45
32RF302	A	2K	.59	.49	.45
32RF403	A	25K	.59	.49	.45
32RF503	A	250K	.59	.49	.45
32RF505	A	500K	.59	.49	.45

6mm Vertical

321-2100-500	B	500	.56	.47	.42
321-2100-1K	B	1K	.56	.47	.42
321-2100-5K	B	5K	.56	.47	.42
321-2100-10K	B	10K	.56	.47	.42
321-2100-25K	B	25K	.56	.47	.42
321-2100-50K	B	50K	.56	.47	.42
321-2100-100K	B	100K	.56	.47	.42
321-2100-250K	B	250K	.56	.47	.42
321-2100-500K	B	500K	.56	.47	.42
321-2100-1M	B	1Meg	.56	.47	.42

6mm Horizontal

321-2000-500	C	500	.56	.47	.42
321-2000-1K	C	1K	.56	.47	.42
321-2000-5K	C	5K	.56	.47	.42
321-2000-10K	C	10K	.56	.47	.42
321-2000-25K	C	25K	.56	.47	.42
321-2000-50K	C	50K	.56	.47	.42
321-2000-100K	C	100K	.56	.47	.42
321-2000-250K	C	250K	.56	.47	.42
321-2000-500K	C	500K	.56	.47	.42
321-2000-1M	C	1Meg	.56	.47	.42

.1 WATT 20% TOLERANCE

8mm Vertical - Standard

For quantities greater than listed, call for quote.

32AG301	D	1K	.26	.22	.20
32AG305	D	5K	.26	.22	.20
32AG401	D	10K	.26	.22	.20
32AG405	D	50K	.26	.22	.20
32AG501	D	100K	.26	.22	.20
32AG505	D	500K	.26	.22	.20

8mm Horizontal

32AA301	E	1K	.26	.22	.20
32AA305	E	5K	.26	.22	.20
32AA401	E	10K	.26	.22	.20
32AA405	E	50K	.26	.22	.20
32AA501	E	100K	.26	.22	.20
32AA505	E	500K	.26	.22	.20

.1 WATT 30% TOLERANCE

8mm Vertical - Hi-Rel

For quantities greater than listed, call for quote.

32RM202	F	200	.49	.44	.37
32RM205	F	500	.49	.44	.37
32RM301	F	1K	.49	.44	.37
32RM302	F	2K	.49	.44	.37
32RM305	F	5K	.49	.44	.37
32RM401	F	10K	.49	.44	.37
32RM403	F	25K	.49	.44	.37
32RM405	F	50K	.49	.44	.37
32RM501	F	100K	.49	.44	.37
32RM503	F	250K	.49	.44	.37
32RM505	F	500K	.49	.44	.37
32RM601	F	1Meg	.49	.44	.37

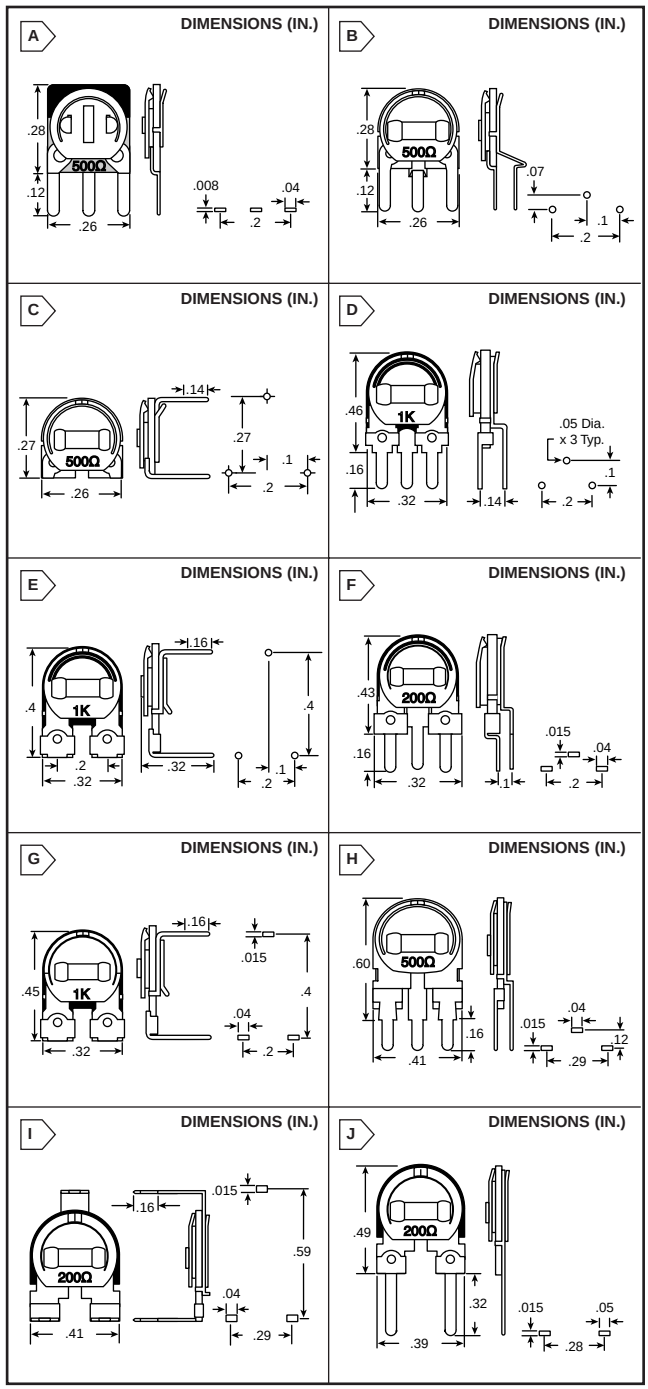

.1 WATT 30% TOLERANCE

8mm Horizontal - Hi-Rel

For quantities greater than listed, call for quote.

MOUSER STOCK NO.	Fig.	Value (Ω)	Price Each 1	10	100
32RH202	G	200	.44	.37	.33
32RH205	G	500	.44	.37	.33
32RH301	G	1K	.44	.37	.33
32RH302	G	2K	.44	.37	.33
32RH305	G	5K	.44	.37	.33
32RH401	G	10K	.44	.37	.33
32RH403	G	25K	.44	.37	.33
32RH405	G	50K	.44	.37	.33
32RH501	G	100K	.44	.37	.33
32RH503	G	300K	.44	.37	.33
32RH505	G	500K	.44	.37	.33
32RH601	G	1Meg	.44	.37	.33

10mm Vertical - Hi-Rel

For quantities greater than listed, call for quote.

MOUSER STOCK NO.	Fig.	Value (Ω)	Price Each 1	10	100
32RV202	H	200	.49	.41	.37
32RV205	H	500	.49	.41	.37
32RV301	H	1K	.49	.41	.37
32RV302	H	2K	.49	.41	.37
32RV305	H	5K	.49	.41	.37
32RV401	H	10K	.49	.41	.37
32RV403	H	25K	.49	.41	.37
32RV405	H	50K	.49	.41	.37
32RV501	H	100K	.49	.41	.37
32RV503	H	300K	.49	.41	.37
32RV505	H	500K	.49	.41	.37
32RV601	H	1Meg	.49	.41	.37

10mm Horizontal

For quantities greater than listed, call for quote.

MOUSER STOCK NO.	Fig.	Value (Ω)	Price Each 1	10	100
32RW202	I	200	.56	.47	.42
32RW205	I	500	.56	.47	.42
32RW301	I	1K	.56	.47	.42
32RW302	I	2K	.56	.47	.42
32RW305	I	5K	.56	.47	.42
32RW401	I	10K	.56	.47	.42
32RW403	I	25K	.56	.47	.42
32RW405	I	50K	.56	.47	.42
32RW501	I	100K	.56	.47	.42
32RW503	I	250K	.56	.47	.42
32RW505	I	500K	.56	.47	.42
32RW601	I	1Meg	.56	.47	.42

10mm Vertical - Trimmer Resistor

For quantities greater than listed, call for quote.

MOUSER STOCK NO.	Fig.	Value (Ω)	Price Each 1	10	100
32HA202	J	200	.35	.29	.27
32HA205	J	500	.35	.29	.27
32HA301	J	1K	.35	.29	.27
32HA302	J	2K	.35	.29	.27
32HA305	J	5K	.35	.29	.27
32HA401	J	10K	.35	.29	.27
32HA405	J	50K	.35	.29	.27
32HA501	J	100K	.35	.29	.27
32HA503	J	250K	.35	.29	.27
32HA601	J	1Meg	.35	.29	.27

TRIMMER ADJUSTMENT TOOL

Features:

- Extended as well as recessed blade for critical adjustments
- Designed to adjust trimmer potentiometers of all sizes
- Made of glass filled nylon with corrosion resistant stainless steel blades

DIMENSIONS (IN.)

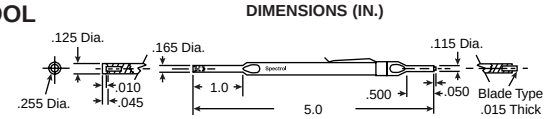

MOUSER STOCK NO.	Price Each 1	25	50	100
594-8T000	1.06	.95	.86	Call

HORIZONTAL AND VERTICAL TRIMMER POT KITS

Horizontal Kit

Contains 10 of each:

321-2000 series
6mm-1K, 5K, 10K, 50K, 100K, 500K (.05W)
32RH series
8mm-1K, 5K, 10K, 50K, 100K, 500K (.1W)
32RW series
10mm-1K, 5K, 10K, 50K, 100K, 500K, (.1W)

MOUSER STOCK NO.	Price Each
370-TPH-1	69.95

Features:

- 180 pieces
- 6 different values
- 3 sizes - 6mm, 8mm, 10mm
- Fully assembled and keyed for easy use
- Hi-reliability
- .05 - .1 watts
- ±30%
- Linear taper

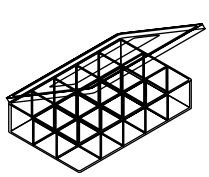

Vertical Kit:

Contains 10 of each:

321-2100 series
6mm-1K, 5K, 10K, 50K, 100K, 500K (.05W)
32RM series
8mm-1K, 5K, 10K, 50K, 100K, 500K (.1W)
32RV series
10mm-1K, 5K, 10K, 100K, 500K, (.1W)

MOUSER STOCK NO.	Price Each
370-TPV-1	69.95

MODULAR STYLE, CONDUCTIVE PLASTIC

The 308 Series are high-performance, low cost potentiometers. They are provided with a 1/8" diameter screwdriver slotted shaft, 3/4" in length, and a 1/4" diameter bushing 1/4" in length with 1/4-32-NEF-2A thread. The 308N has solder terminals and the 308NPC has PC pins.

Specifications:

- Tolerance: ±10%
- Electrical rotation: 295° ±5°
- Effective rotation: 265° ±5°
- Working voltage: 350 VDC, but power not to exceed rating

.5 Watt, 1/2" Square, Solder Terminals

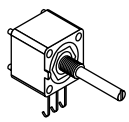

Value Ω	MOUSER STOCK NO.
1K	560-308N-1K
5K	560-308N-5K
10K	560-308N-10K
50K	560-308N-50K
100K	560-308N-100K

Price Each			
1	10	50	100
9.44	7.41	6.29	5.08

.5 Watt, 1/2" Square, PC Pins

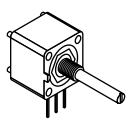

Value Ω	MOUSER STOCK NO.
1K	560-308NPC-1K
5K	560-308NPC-5K
10K	560-308NPC-10K
50K	560-308NPC-50K
100K	560-308NPC-100K

Price Each			
1	10	50	100
9.64	7.51	6.39	4.72

MODULAR STYLE THICK-FILM CERMET

The 309 Series are high-performance, low cost potentiometers. They are provided with a 1/8" diameter screwdriver slotted shaft, 3/4" in length, and a 1/4" diameter bushing 1/4" in length with 1/4-32-NEF-2A thread. The 309NPC has PC pins.

Specifications:

- Tolerance: ±10%
- Electrical rotation: 295° ±5°
- Effective rotation: 265° ±5°
- Working voltage: 350 VDC, but power not to exceed rating

1 Watt, 1/2" Square, PC Pins

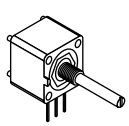

Value Ω	MOUSER STOCK NO.
1K	560-309NPC-1K
5K	560-309NPC-5K
10K	560-309NPC-10K
50K	560-309NPC-50K
100K	560-309NPC-100K

Price Each			
1	10	50	100
10.00	7.87	6.65	5.84

MODULAR STYLE, CONDUCTIVE PLASTIC

The Series 408 are high performance potentiometers, designed to meet wave soldering and board washing applications. The case and shaft are sealed.

Specifications:

- Tolerance: ±10%
- Electrical rotation: 295° ±5°
- Effective rotation: 265° ±5°
- Working voltage: 350 VDC, but power not to exceed rating

.5 Watt, 1/2" Square

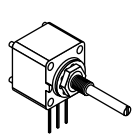

Sealed

Value Ω	MOUSER STOCK NO.
500	560-408N-500
1K	560-408N-1K
5K	560-408N-5K
10K	560-408N-10K

Price Each			
1	10	50	100
36.03	19.94	16.90	10.00

MODULAR STYLE THICK-FILM CERMET

Specifications:

- Tolerance: ±10%
- Electrical rotation: 295° ±5°
- Effective rotation: 250° +10° -5°
- Working voltage: 350 VDC, but power not to exceed rating

1.0 Watt, 1/2" Square

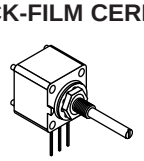

Sealed

Value Ω	MOUSER STOCK NO.
500	560-409N-500
1K	560-409N-1K
5K	560-409N-5K
10K	560-409N-10K

Price Each			
1	10	50	100
36.69	21.52	18.17	10.76

CONDUCTIVE PLASTIC

The 388N Series are 1/2" square, modular, stackable potentiometers. Suited for countless design options; over a billion configurations available. This series can be found in a wide range of sophisticated systems in a broad scope of industries. Call regarding special configurations.

Specifications:

- Resistance tolerance: ±10%
- Power rating: 0.5 watt
- Working voltage: 350 VDC, but power not to exceed rating
- Effective rotation: 265° ± 5° without switch
- Rotational life: 50,000 cycles

Special Order Options Available:

- Detents: single position or up to 15 positions
- Multi-turns: 3 1/2 and 5-turn styles
- Clutch drive
- Push drive: shaft depressed to actuate pot
- Return to center

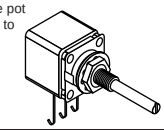

.5 Watt, 1/2" Square

Value Ω	MOUSER STOCK NO.
500	560-388N-500
1K	560-388N-1K
5K	560-388N-5K
10K	560-388N-10K
100K	560-388N-100K

Price Each			
1	10	50	100
33.30	18.55	15.70	Call

THICK-FILM CERMET

The 389N Series are 1/2" square, modular, stackable potentiometers. Suited for countless design options; over a billion configurations available. This series can be found in a wide range of sophisticated systems in a broad scope of industries. Call regarding special configurations.

Specifications:

- Resistance tolerance: ±10%
- Power rating: 1 watt
- Working voltage: 350 VDC, but power not to exceed rating
- Effective rotation: 265° +10° -5° without switch
- Rotational life: 25,000 cycles

Special Order Options Available:

- Detents: single position or up to 15 positions
- Multi-turns: 3 1/2 and 5-turn styles
- Clutch drive
- Push drive: shaft depressed to actuate pot
- Return to center

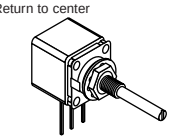

1 Watt, 1/2" Square

Value Ω	MOUSER STOCK NO.
500	560-389N-500
1K	560-389N-1K
5K	560-389N-5K
10K	560-389N-10K
100K	560-389N-100K

Price Each			
1	10	50	100
39.35	22.95	19.40	Call

CONDUCTIVE PLASTIC

The 380C1 "Quiet One" offers superior dynamic noise and long rotation life. The 1/4" diameter shaft is 2" in length and the 3/8" long bushing has 3/8x32-NEF-2A thread.

Specifications:

- Tolerance: ±10%
- Electrical rotation: 312° ±3°
- Working voltage: 500 VDC across end terminals, but power not to exceed rating
- Rotational life: 100,000 cycles

Features:

- 1% dynamic noise
- Stainless steel shaft

2 Watt, 1" Diameter



Sealed

Value Ω	MOUSER STOCK NO.
1K	560-380C1-1K
5K	560-380C1-5K
10K	560-380C1-10K
50K	560-380C1-50K
100K	560-380C1-100K

Price Each			
1	10	50	100
16.04	14.01	11.98	8.07

THICK-FILM CONDUCTIVE PLASTIC

The 392 Series are designed to meet wave soldering applications for mounting to PC boards. They meet flow solderability and washability test requirements. The 1/8" diameter screwdriver slotted shaft is 7/8" in length and the 1/4" diameter, 1/4" long bushing has 1/4-32 NEF-2A thread.

Specifications:

- Tolerance: ±10%
- Electrical rotation: 295° ±5°
- Effective rotation: 265°, +0°/-10°
- Working voltage: 350 VDC, but power not to exceed rating

Features:

- Washable and wave solderability
- Shaft seal standard

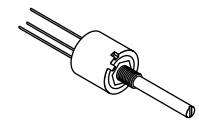

.5 Watt, 1/2" Diameter

392JA - metal shaft and bushing

Value Ω	MOUSER STOCK NO.
1K	560-392JA-1K
5K	560-392JA-5K
10K	560-392JA-10K
50K	560-392JA-50K
100K	560-392JA-100K

Price Each			
1	10	50	100
9.85	8.63	7.46	4.92

.5 Watt, 1/2" Diameter

392JB - plastic shaft and bushing

Value Ω	MOUSER STOCK NO.
1K	560-392JB-1K
5K	560-392JB-5K
10K	560-392JB-10K
50K	560-392JB-50K
100K	560-392JB-100K

Price Each			
1	10	50	100
7.51	6.50	5.63	3.70

CONDUCTIVE PLASTIC

The RV6NAYSD style is a high resolution, highly stable potentiometer for applications requiring miniaturization and reliability.

Specifications:

- Tolerance: ±10%
- Electrical rotation: 295° ±3°
- Effective rotation: 265°, +0°/-10°
- Rotational life: 50,000 cycles

Features:

- Metal body
- Rugged construction

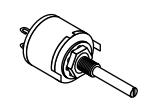

.5 Watt, 1/2" Diameter

Value Ω	MOUSER STOCK NO.
1K	560-RV6-NAYSD-1K
5K	560-RV6-NAYSD-5K
10K	560-RV6-NAYSD-10K
50K	560-RV6-NAYSD-50K
100K	560-RV6-NAYSD-100K

For quantities greater than listed, call for quote.

Price Each		
1	10	50
14.25	12.50	10.70

WIREWOUND

The 58C1 Series is an industrial grade potentiometer with a 2" long, 1/4" diameter round shaft. the bushing is 3/8" long with 3/8-32 NEF-2A thread.

Specifications:

- Operating temperature range: -55°C to +105°C
- Resistance tolerance: ±5%
- Effective rotation: 280° ±5°
- Electrical rotation: 300° ±5°
- Working voltage: 350 VDC max.

Features:

- High wattage
- Stainless steel shaft
- Solder terminals

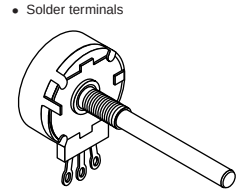

4 Watt, 1 11/16" Dia.

Value Ω	MOUSER STOCK NO.
10	560-58C1-10
50	560-58C1-50
100	560-58C1-100
500	560-58C1-500
1K	560-58C1-1K
5K	560-58C1-5K
10K	560-58C1-10K

Price Each			
1	25	50	100
37.86	34.31	22.84	20.35

CONDUCTIVE PLASTIC

The 53C1SW is equipped with a 1/4" diameter, 2" long shaft and the 3/8" long bushing has 3/8 x 32-NEF-2A thread. The 53C1SW can be fitted with a S.P.S.T. or D.P.S.T. 53 Series switch listed at right.

Specifications:

- Tolerance: ±10%
- Electrical rotation: 312° ±3°
- Rotational life: 25,000 cycles
- Working voltage: 500 VDC across end terminals, but power not to exceed rating

2 Watt, 1" Diameter

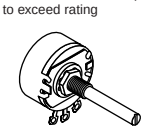

Value Ω	MOUSER STOCK NO.
1K	560-53C1SW-1K
5K	560-53C1SW-5K
10K	560-53C1SW-10K
50K	560-53C1SW-50K
100K	560-53C1SW-100K

Price Each			
1	10	50	100
8.32	7.31	6.29	4.42

SWITCHES

May be used the the 53C1SW Series potentiometers.

MOUSER STOCK NO.	Description	Price Each		
		1	10	50
560-53-10	SPST 3A-125 VAC	3.76	3.53	3.41
560-53-20	DPST 3A-125 VAC	4.64	4.35	4.21

CONDUCTIVE PLASTIC POTENTIOMETERS

The 1/8" diameter screwdriver slotted shaft is 3/4" long and the 1/4" diameter bushing is 1/4" in length and has 1/4-32 NEF-2A thread.

Specifications:
- Tolerance: ±10%
- Electrical rotation: 300° ±5° without switch; 320° ±5° with switch
- Working voltage: 350 VDC

Features:
- Long rotational life
- Small size
- Superior dynamic noise

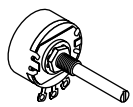

1 Watt, 5/8" Diameter

Value Ω	MOUSER STOCK NO.
1K	560-381N-1K
5K	560-381N-5K
10K	560-381N-10K
50K	560-381N-50K
100K	560-381N100K

Price Each			
1	10	50	100
10.96	9.64	8.32	5.63

The 381NS is the same as the 381N except it has a S.P.S.T. switch included.

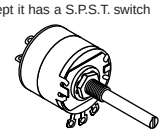

1 Watt, 5/8" Diameter

Value Ω	MOUSER STOCK NO.
1K	560-381NS-1K
5K	560-381NS-5K
10K	560-381NS-10K
50K	560-381NS-50K
100K	560-381NS100K

Price Each			
1	10	50	100
20.40	17.91	15.33	10.30

SWITCHES

For use with A47 Pick-A-Shaft Series at the top center.

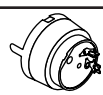

MOUSER STOCK NO.	Description	Price Each		
		1	10	50
560-SWE-10	SPST 3A-125 VAC	3.44	3.23	3.12
560-SWE-20	DPST 3A-125 VAC	3.44	3.23	3.12

PICK-A-SHAFT, CONDUCTIVE PLASTIC POTENTIOMETERS

"Pick-A-Shaft" controls allow the user to select from the variety of shaft types listed below. Also a S.P.S.T. or D.P.S.T. switch, listed at the left, may be added if needed.

Specifications:
- Resistance tolerance: ±10%
- Power rating:
  linear - 0.5 watts @ 70°C
  audio - 0.25 watts @ 70°C
- Effective rotation: 270° ±10° with and without switch
- Electrical rotation: 300° ±5° with and without switch
- Working voltage: 500 VDC max., but power not to exceed rating

Features:
- 2% dynamic noise
- 25,000 cycle rotational life
- Wire wrap terminals



.5 Watt, 1" Diameter

Value Ω	MOUSER STOCK NO.
1K	560-A47-1K
5K	560-A47-5K
10K	560-A47-10K
✻ 10K	560-A47-10KZ
50K	560-A47-50K
100K	560-A47-100K

✻ Audio taper

Price Each			
1	10	50	100
5.76	5.40	5.22	Call

PICK-A-SHAFT WIREWOUND POTENTIOMETERS

"Pick-A-Shaft" controls allow the user to select from the variety of shaft types listed below.

Specifications:
- Tolerance: ±10%
- Power rating: 2 watts
- Effective rotation: 280° ±5°
- Electrical rotation: 300° ±5° with and without switch

Features:
- Economical
- Versatile shaft configurations
- Solder terminals

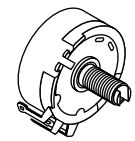

2 Watt, 1 1/8" Diameter

Value Ω	MOUSER STOCK NO.
10	560-A43-10
50	560-A43-50
100	560-A43-100
500	560-A43-500
1K	560-A43-1K
5K	560-A43-5K
10K	560-A43-10K
50K	560-A43-50K

Price Each			
1	10	50	100
13.36	12.53	12.11	Call
19.44	18.23	17.62	Call

SHAFTS

For quantities greater than listed, call for quote.

MOUSER STOCK NO.	Description	Price Each		
		1	10	50
560-FKS-1/2	Fine-knurled, slotted shaft, 1/2" long	1.68	1.65	1.52
560-RS-2	Round shaft, 2" long	1.68	1.65	1.52
560-RS-3	Round shaft, 3" long	1.68	1.65	1.52
560-FS-3	Flatted shaft, 3" long	1.68	1.65	1.52
560-KSS-3	Knurled, split shaft, 3" long	1.68	1.65	1.52
560-RS-3/16	Round slotted, 3/16" diameter, 3" long	1.68	1.65	1.52

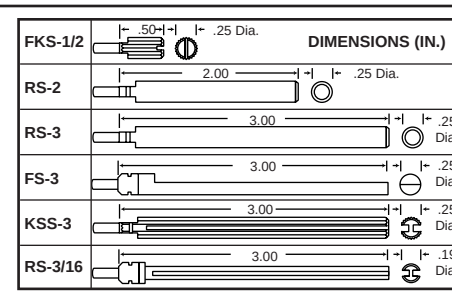

MECHANICAL ENCODER

The Series 388EN is a high performance mechanical contact encoder which produces a digital 2-bit gray code. It is provided with an 1/8" diameter screwdriver slotted shaft and a 1/4" diameter bushing 1/4" in length with 1/4-32-NEF-2A thread.

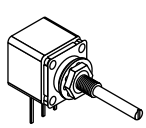

Features:
- Compact: 1/2" miniature, dust-free, modular size
- High resolution: precision screen printed conductive plastic element. 2-bit gray code in 4 pulse/16 detent and 6 pulse/24 detent versions.

Specifications:
- Output: 2-bit gray code, channel L leads channel R by 90° electrically in CW direction
- Contact rating: 5 VDC @ 5 mA
- Bounce: 5 ms/cycle @ 15 RPM
- Electrical travel: continuous
- Rotational life: 100,000 shaft revolutions

1/2" Square

MOUSER STOCK NO.	Description	Price Each		
		1	10	50
560-388EN-4P	4 pulse/16 detent	15.35	12.80	10.20
560-388EN-6P	6 pulse/24 detent	16.35	13.65	10.85

MECHANICAL ROTARY ENCODER

The Series 500EN Controls are manually operated, rotary, mechanical encoders. Bushing is 3/8" diameter x 1/4" long, double flat .320". The shaft is 1/4" diameter x 3/4" FMS, .216" x 3/8" long flat. It can be panel mounted by the 3/8" diameter bushing or board mounted with the use of an optional 500-BKT bracket.

Features:
- Cost effective: direct digital output, which eliminates A/D converters
- High resolution: up to 36 electrical and mechanical detented positions
- Variability: horizontal or vertical mountings relative to the PC board

Specifications:
- Output: 2-bit gray code, channel L leads channel R by 90° electrically in CW direction. 4-bit gray code, absolute electrical position output
- Bounce: 5 ms/cycle @ 15 RPM
- Electrical travel: continuous
- Rotational life: 100,000 detented cycles

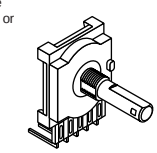

C2 Type PC Pins Shown

MOUSER STOCK NO.	No. of Bits (Gray Code)	No. of Mechanical Detents/Revolution	Terminal Mounting (From Center Line)	Price Each		
				1	10	50
560-500EN-204P-B1	2-bit	4 cycles/rev., 16 detents/rev.	.615" ± .005" extending down	5.15	4.30	3.40
560-500EN-204P-C2	2-bit	4 cycles/rev., 16 detents/rev.	.625" ± .007" extending to back	5.65	4.80	3.90
560-500EN-206P-B1	2-bit	6 cycles/rev., 24 detents/rev.	.615" ± .005" extending down	5.15	4.30	3.40
560-500EN-206P-C2	2-bit	6 cycles/rev., 24 detents/rev.	.625" ± .007" extending to back	5.15	4.30	3.40
560-500EN-412P-B1	4-bit	12 elect. pos./rev., 12 detents/rev.	.615" ± .005" extending down	5.70	4.75	3.80
560-500EN-412P-C2	4-bit	12 elect. pos./rev., 12 detents/rev.	.625" ± .007" extending to back	5.70	4.75	3.80
560-500EN-209P-B1	2-bit	9 cycles/rev., 36 detents/rev.	.615" ± .005" extending down	5.15	4.30	3.40
560-500EN-209P-C2	2-bit	9 cycles/rev., 36 detents/rev.	.625" ± .007" extending to back	5.15	4.30	3.40
560-500EN-416P-B1	4-bit	16 elect. pos./rev., 16 detents/rev.	.615" ± .005" extending down	5.70	4.75	3.80
560-500EN-416P-C2	4-bit	16 elect. pos./rev., 16 detents/rev.	.625" ± .007" extending to back	5.70	4.75	3.80

560-500BKT	PC mounting bracket for use with 500EN Series above	.75	.65	.50

OPTICAL ROTARY ENCODER

The Series 600EN controls are manually operated, rotary, optical encoders that output two square waves in quadrature at a rate of 128 pulses per channel per revolution.

Features:
- Cost effective: elimination of A/D converters
- Stainless steel shaft and nickel-plated bushing

Specifications:
- Input power: 5V DC ±5% @ 30mA max.
- Output rate: 128 pulses/rev. per channel
- Channels: 2 separate output channels in quadrature, 90° ±45°
- Rotational life: 10 million revolution min.

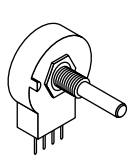

B66 Type Pins Shown

1 1/8" Diameter

MOUSER STOCK NO.	Mounting	Price Each		
		1	10	50
560-600EN-CBL	7 1/2" hook-up cable	42.63	35.53	28.22
560-600EN-B66	Horiz. adj., PC pins	40.90	34.10	27.10
560-600EN-C24	Vertical adj., PC pins	40.90	34.10	27.10

POWER RESISTOR DECADE BOX

The 240C is a must in electronic and electrical work when dealing with known or unknown resistances . . .selected or determined under active operational conditions.

Features:
- Provides any ohmage value, in 1Ω increments from 1 to 999,999Ω
- Power ratings to 225 watts maximum @ 1000 volts maximum

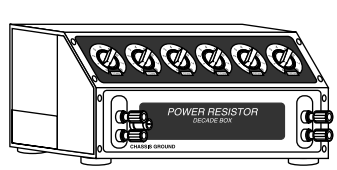

MOUSER STOCK NO.	Description	Price Each
560-240C	Decade box	1105.00

SINGLE-TURN, WIREWOUND TRIMMERS

The U80 Series is a shaftless, wirewound trimmer with the contact arm grounded to the housing. The design of terminals and mounting tabs allows choice of above chassis mounting or PC mounting. An inexpensive trimmer for industrial applications as well as replacement for TV and radio requirements.

Specifications:
- Hardware: mounting plate supplied unassembled
- Effective rotation: 215°

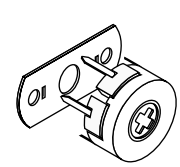

3 Watt, .77" Diameter

Value Ω	MOUSER STOCK NO.
50	560-U80-50
100	560-U80-100
500	560-U80-500
1K	560-U80-1K
5K	560-U80-5K

Price Each			
1	10	50	100
1.92	1.80	1.74	Call

Radial Aluminum Electrolytic Capacitors

Specifications:

- Operating temperature range:
  10V to 250V: -40°C to +85°C
  350V to 450V: -25°C to +85°C
- Dissipation factor:
  (Tan δ, @ 20°C,120Hz)
  (Tangent of the loss angle): see chart
- Tolerance: ±20%

DIMENSIONS (mm)

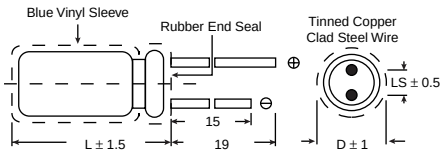

WVDC	10	16	25	35	50	63	100	160	250	350	450
DF (tanδ)	0.20	0.16	0.14	0.12	0.10	0.09	0.08	0.12	0.17	0.20	0.25

10 VOLT (13 Volt Surge)

For quantities greater than listed, call for quote.

MOUSER STOCK NO.	Value (µF)	Case DxL (mm) Max.	LS (mm)	Price Each 1	10	100
140-XRL25V1.0	1.0	5 x 11	2.0	.07	.06	.05
140-XRL16V2.2	2.2	5 x 11	2.0	.07	.06	.05
140-XRL16V4.7	4.7	5 x 11	2.0	.07	.06	.05
140-XRL10V10	10	5 x 11	2.0	.07	.06	.05
140-XRL10V47	47	5 x 11	2.0	.07	.06	.05
140-XRL10V100	100	5 x 11	2.0	.08	.07	.06
140-XRL10V220	220	6.3 x 11	2.5	.08	.07	.06
140-XRL10V330	330	8 x 11	3.5	.12	.08	.07
140-XRL10V470	470	8 x 11	3.5	.18	.12	.11
140-XRL10V1000	1000	10 x 13	5.0	.25	.22	.20
140-XRL10V2200	2200	13 x 21	5.0	.52	.39	.30
140-XRL10V3300	3300	13 x 26	5.0	.67	.57	.47
140-XRL10V4700	4700	16 x 27	7.5	.86	.67	.58
140-XRL10V6800	6800	16 x 36	7.5	1.30	1.10	.98
140-XRL10V10000	10000	18 x 41	7.5	1.74	1.65	1.50

16 VOLT (20 Volt Surge)

For quantities greater than listed, call for quote.

140-XRL50V0.22	.22	5 x 11	2.0	.07	.06	.05
140-XRL25V0.47	.47	5 x 11	2.0	.07	.06	.05
140-XRL25V1.0	1.0	5 x 11	2.0	.07	.06	.05
140-XRL16V2.2	2.2	5 x 11	2.0	.07	.06	.05
140-XRL16V3.3	3.3	5 x 11	2.0	.07	.06	.05
140-XRL16V4.7	4.7	5 x 11	2.0	.07	.06	.05
140-XRL16V10	10	5 x 11	2.0	.07	.06	.05
140-XRL16V22	22	5 x 11	2.0	.07	.06	.05
140-XRL16V33	33	5 x 11	2.0	.07	.06	.05
140-XRL16V47	47	5 x 11	2.0	.07	.06	.05
140-XRL16V100	100	6.3 x 11	2.5	.12	.08	.07
140-XRL16V220	220	8 x 11	3.5	.14	.10	.09
140-XRL16V330	330	8 x 11	3.5	.18	.12	.11
140-XRL16V470	470	10 x 13	5.0	.22	.19	.17
140-XRL16V680	680	10 x 16	5.0	.25	.22	.20
140-XRL16V1000	1000	10 x 16	5.0	.39	.32	.25
140-XRL16V1500	1500	13 x 21	5.0	.59	.46	.37
140-XRL16V2200	2200	13 x 21	5.0	.68	.58	.48
140-XRL16V3300	3300	16 x 27	7.5	.93	.74	.65
140-XRL16V4700	4700	16 x 32	7.5	1.32	1.15	1.06
140-XRL16V6800	6800	16 x 32	7.5	1.96	1.78	1.46
140-XRL16V10000	10000	22 x 41	10	2.83	2.10	1.72

25 VOLT (32 Volt Surge)

For quantities greater than listed, call for quote.

140-XRL50V0.22	.22	5 x 11	2.0	.07	.06	.05
140-XRL25V0.47	.47	5 x 11	2.0	.07	.06	.05
140-XRL25V1.0	1.0	5 x 11	2.0	.07	.06	.05
140-XRL25V2.2	2.2	5 x 11	2.0	.07	.06	.05
140-XRL50V3.3	3.3	5 x 11	2.0	.07	.06	.05
140-XRL25V4.7	4.7	5 x 11	2.0	.07	.06	.05
140-XRL25V10	10	5 x 11	2.0	.07	.06	.05
140-XRL25V22	22	5 x 11	2.0	.07	.06	.05
140-XRL25V33	33	5 x 11	2.0	.08	.07	.06
140-XRL25V47	47	5 x 11	2.0	.08	.07	.06
140-XRL25V100	100	6.3 x 11	2.5	.12	.08	.07
140-XRL25V220	220	8 x 11	3.5	.18	.12	.11
140-XRL25V330	330	10 x 16	5.0	.25	.22	.20
140-XRL25V470	470	10 x 16	5.0	.30	.25	.22
140-XRL25V1000	1000	13 x 21	5.0	.52	.39	.30
140-XRL25V2200	2200	16 x 27	7.5	.93	.74	.65
140-XRL25V3300	3300	16 x 32	7.5	1.22	.96	.92
140-XRL25V4700	4700	18 x 37	7.5	1.85	1.25	1.18
140-XRL25V6800	6800	22 x 41	10	2.79	2.07	1.70
140-XRL25V10000	10000	25 x 41	12.5	4.00	3.75	3.34

35 VOLT (44 Volt Surge)

For quantities greater than listed, call for quote.

MOUSER STOCK NO.	Value (µF)	Case DxL (mm) Max.	LS (mm)	Price Each 1	10	100
140-XRL50V0.22	.22	5 x 11	2.0	.07	.06	.05
140-XRL50V.47	.47	5 x 11	2.0	.07	.06	.05
140-XRL50V1.0	1.0	5 x 11	2.0	.07	.06	.05
140-XRL50V2.2	2.2	5 x 11	2.0	.07	.06	.05
140-XRL50V3.3	3.3	5 x 11	2.0	.07	.06	.05
140-XRL35V4.7	4.7	5 x 11	2.0	.07	.06	.05
140-XRL35V10	10	5 x 11	2.0	.07	.06	.05
140-XRL35V22	22	5 x 11	2.0	.08	.07	.06
140-XRL35V33	33	6.3 x 11	2.5	.08	.07	.06
140-XRL35V47	47	6.3 x 11	2.5	.08	.07	.06
140-XRL35V100	100	8 x 11	3.5	.17	.11	.10
140-XRL35V220	220	10 x 13	5.0	.21	.17	.16
140-XRL35V330	330	10 x 20	5.0	.24	.21	.19
140-XRL35V470	470	10 x 20	5.0	.39	.32	.25
140-XRL35V680	680	13 x 26	5.0	.59	.46	.37
140-XRL35V1000	1000	13 x 26	5.0	.68	.58	.48
140-XRL35V2200	2200	16 x 32	7.5	1.32	1.15	.96
140-XRL35V3300	3300	18 x 37	7.5	1.81	1.75	1.50
140-XRL35V4700	4700	22 x 36	10	2.71	2.01	1.62
140-XRL35V6800	6800	22 x 41	10	4.41	3.67	3.34

50 VOLT (63 Volt Surge)

For quantities greater than listed, call for quote.

140-XRL50V0.22	.22	5 x 11	2.0	.07	.06	.05
140-XRL50V.47	.47	5 x 11	2.0	.07	.06	.05
140-XRL50V1.0	1.0	5 x 11	2.0	.07	.06	.05
140-XRL50V2.2	2.2	5 x 11	2.0	.07	.06	.05
140-XRL50V3.3	3.3	5 x 11	2.0	.07	.06	.05
140-XRL50V4.7	4.7	5 x 11	2.0	.07	.06	.05
140-XRL50V10	10	5 x 11	2.0	.07	.06	.05
140-XRL50V15	15	5 x 11	2.0	.07	.06	.05
140-XRL50V22	22	6.3 x 11	2.5	.08	.07	.06
140-XRL50V33	33	6.3 x 11	2.5	.08	.07	.06
140-XRL50V47	47	8 x 11	3.5	.12	.08	.07
140-XRL50V100	100	8 x 11	3.5	.19	.13	.12
140-XRL50V220	220	10 x 16	5.0	.30	.25	.22
140-XRL50V330	330	13 x 21	5.0	.39	.32	.25
140-XRL50V470	470	13 x 21	5.0	.52	.39	.30
140-XRL50V1000	1000	16 x 27	7.5	.98	.79	.69
140-XRL50V2200	2200	18 x 41	7.5	2.10	1.60	1.32
140-XRL50V3300	3300	22 x 41	10	3.52	2.74	2.19
140-XRL50V4700	4700	25 x 41	12.5	4.38	3.65	3.51

63 VOLT (79 Volt Surge)

For quantities greater than listed, call for quote.

MOUSER STOCK NO.	Value (µF)	Case DxL (mm) Max.	LS (mm)	Price Each 1	10	100
140-XRL63V1.0	1.0	5 x 11	2.0	.07	.06	.05
140-XRL63V2.2	2.2	5 x 11	2.0	.07	.06	.05
140-XRL63V4.7	4.7	5 x 11	2.0	.07	.06	.05
140-XRL63V6.8	6.8	5 x 11	2.0	.07	.06	.05
140-XRL63V10	10	5 x 11	2.0	.07	.06	.05
140-XRL63V22	22	6.3 x 11	2.5	.08	.07	.06
140-XRL63V33	33	8 x 11	3.5	.12	.08	.07
140-XRL63V47	47	8 x 11	3.5	.17	.11	.10
140-XRL63V68	68	10 x 16	5.0	.19	.13	.12
140-XRL63V100	100	10 x 13	5.0	.25	.22	.20
140-XRL63V220	220	10 x 20	5.0	.42	.34	.28
140-XRL63V470	470	16 x 27	7.5	.84	.63	.54
140-XRL63V1000	1000	16 x 32	7.5	1.57	1.17	.96
140-XRL63V2200	2200	22 x 41	10	3.21	2.67	2.43

100 VOLT (125 Volt Surge)

For quantities greater than listed, call for quote.

MOUSER STOCK NO.	Value (µF)	Case DxL (mm) Max.	LS (mm)	Price Each 1	10	100
140-XRL100V0.1	.1	5 x 11	2.0	.07	.06	.05
140-XRL100V0.47	.47	5 x 11	2.0	.07	.06	.05
140-XRL100V1.0	1.0	5 x 11	2.0	.07	.06	.05
140-XRL100V2.2	2.2	5 x 11	2.0	.07	.06	.05
140-XRL100V3.3	3.3	5 x 11	2.0	.07	.06	.05
140-XRL100V4.7	4.7	5 x 11	2.0	.07	.06	.05
140-XRL100V10	10	6.3 x 11	2.5	.12	.08	.07
140-XRL100V22	22	8 x 11	3.5	.18	.12	.11
140-XRL100V33	33	10 x 16	5.0	.22	.19	.17
140-XRL100V47	47	10 x 16	5.0	.22	.19	.17
140-XRL100V100	100	10 x 20	5.0	.59	.46	.37
140-XRL100V220	220	13 x 21	5.0	1.04	.85	.70
140-XRL100V330	330	16 x 32	7.5	1.22	.96	.92
140-XRL100V470	470	18 x 37	7.5	1.57	1.17	.96

160 VOLT (200 Volt Surge)

For quantities greater than listed, call for quote.

140-XRL160V1.0	1.0	5 x 11	2.0	.14	.10	.09
140-XRL160V2.2	2.2	6.3 x 11	2.5	.14	.10	.09
140-XRL160V3.3	3.3	8 x 12	3.5	.18	.12	.11
140-XRL160V4.7	4.7	8 x 13	3.5	.20	.14	.13
140-XRL160V10	10	10 x 16	5.0	.22	.19	.17
140-XRL160V22	22	10 x 21	5.0	.39	.32	.25
140-XRL160V33	33	13 x 21	5.0	.52	.39	.30
140-XRL160V47	47	13 x 26	5.0	.86	.67	.58
140-XRL160V100	100	16 x 27	7.5	1.09	.81	.66
140-XRL160V220	220	18 x 41	7.5	2.16	1.93	1.58
140-XRL160V330	330	22 x 41	10	3.18	2.39	1.96

250 VOLT (300 Volt Surge)

For quantities greater than listed, call for quote.

140-XRL250V1.0	1.0	6.3 x 11	2.5	.20	.14	.13
140-XRL250V2.2	2.2	8 x 13	3.5	.20	.14	.13
140-XRL250V3.3	3.3	10 x 13	5.0	.24	.21	.19
140-XRL250V4.7	4.7	8 x 14	5.0	.24	.21	.19
140-XRL250V6.8	6.8	10 x 16	5.0	.30	.25	.22
140-XRL250V10	10	10 x 20	5.0	.37	.29	.24
140-XRL250V22	22	13 x 21	5.0	.65	.56	.45
140-XRL250V33	33	13 x 26	5.0	.82	.60	.51
140-XRL250V47	47	16 x 26	7.5	.93	.74	.64
140-XRL250V100	100	16 x 36	7.5	1.85	1.25	1.18
140-XRL250V220	220	22 x 41	10	4.41	3.68	3.55

350 VOLT (400 Volt Surge)

For quantities greater than listed, call for quote.

140-XRL350V1.0	1.0	8 x 13	3.5	.21	.17	.16
140-XRL350V2.2	2.2	10 x 12	5.0	.21	.17	.16
140-XRL350V3.3	3.3	10 x 16	5.0	.30	.25	.22
140-XRL350V4.7	4.7	10 x 20	5.0	.36	.27	.23
140-XRL350V10	10	13 x 21	5.0	.61	.39	.35
140-XRL350V22	22	13 x 26	5.0	.86	.67	.58
140-XRL350V47	47	16 x 33	7.5	1.85	1.25	1.15
140-XRL350V100	100	22 x 41	10	2.94	2.51	2.09

450 VOLT (500 Volt Surge)

For quantities greater than listed, call for quote.

140-XRL450V1.0	1.0	8 x 12	5.0	.25	.18	.15
140-XRL450V2.2	2.2	10 x 15	5.0	.30	.25	.22
140-XRL450V3.3	3.3	10 x 20	5.0	.61	.39	.35
140-XRL450V4.7	4.7	13 x 21	5.0	.80	.58	.48
140-XRL450V10	10	13 x 26	5.0	.82	.60	.51
140-XRL450V22	22	16 x 26	7.5	1.56	1.16	.96
140-XRL450V47	47	22 x 41	10	2.33	2.12	1.92
140-XRL450V100	100	25 x 50	12.5	4.92	4.08	3.71

3mm x 5mm ULTRA-MINIATURE ELECTROLYTIC CAPACITORS

Specifications:

- Operating temperature range: -40°C to +85°C
- Capacitance tolerance: ±20% (@ 20°C, 120Hz)
- Leakage current: I = 0.01 CV or 3 (µA), whichever is greater

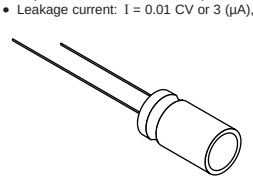

DIMENSIONS (mm)

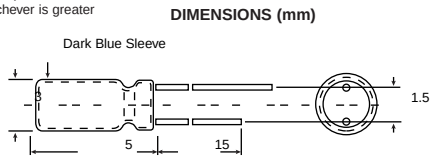

MOUSER STOCK NO.	Operating Voltage	Value (µF)	Price Each 1	100	500	1000
140-L10V10	10V	10µF	.23	.18	.14	Call For Quote
140-L16V4.7	16V	4.7µF	.23	.18	.14	
140-L25V3.3	25V	3.3µF	.23	.18	.14	
140-L35V2.2	35V	2.2µF	.23	.18	.14	
140-L50V.1	50V	.1µF	.23	.18	.14	
140-L50V.22	50V	.22µF	.23	.18	.14	
140-L50V.33	50V	.33µF	.23	.18	.14	
140-L50V.47	50V	.47µF	.23	.18	.14	
140-L50V1.0	50V	1µF	.23	.18	.14	

Sub-Miniature and Low Leakage Electrolytic Capacitors

SUB-MINIATURE ALUMINUM ELECTROLYTIC CAPACITORS

- Meets tight board space requirements
- Capacitance tolerance: ±20%
- Operating temperature range: -40°C to +85°C
- DC leakage current: (after 3 minutes application of DC working voltage at 25°C) I = 0.02CV +3µA max

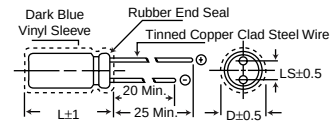

DIMENSIONS (mm)

10 Volt (13V Surge)

For quantities greater than listed, call for quote.

MOUSER STOCK NO.	Value (µF)	Case DxL (max.)	LS	Price Each 1	100	500	1000
140-MLRL50V.1	.1	4 x 7	1.5	.30	.15	.13	.12
140-MLRL50V.22	.22	4 x 7	1.5	.30	.15	.13	.12
140-MLRL50V.33	.33	4 x 7	1.5	.30	.15	.13	.12
140-MLRL50V.47	.47	4 x 7	1.5	.30	.15	.13	.12
140-MLRL50V1.0	1.0	4 x 7	1.5	.30	.15	.13	.12
140-MLRL50V2.2	2.2	4 x 7	1.5	.30	.15	.13	.12
140-MLRL50V3.3	3.3	4 x 7	1.5	.30	.15	.13	.12
140-MLRL35V4.7	4.7	4 x 7	1.5	.30	.15	.13	.12
140-MLRL16V10	10	4 x 7	1.5	.39	.20	.18	.16
140-MLRL10V22	22	4 x 7	1.5	.30	.15	.13	.12
140-MLRL10V33	33	4 x 7	1.5	.30	.15	.13	.12
140-MLRL10V47	47	5 x 7	2.0	.39	.20	.18	.16
140-MLRL10V100	100	6.3 x 7	2.5	.39	.20	.18	.16
140-MLRL10V220	220	8 x 9	3.5	.39	.20	.18	.16

16 Volt (20V Surge)

For quantities greater than listed, call for quote.

140-MLRL50V.1	.1	4 x 7	1.5	.30	.15	.13	.12
140-MLRL50V.22	.22	4 x 7	1.5	.30	.15	.13	.12
140-MLRL50V.33	.33	4 x 7	1.5	.30	.15	.13	.12
140-MLRL50V.47	.47	4 x 7	1.5	.30	.15	.13	.12
140-MLRL50V1.0	1.0	4 x 7	1.5	.30	.15	.13	.12
140-MLRL50V2.2	2.2	4 x 7	1.5	.30	.15	.13	.12
140-MLRL50V3.3	3.3	4 x 7	1.5	.30	.15	.13	.12
140-MLRL35V4.7	4.7	4 x 7	1.5	.30	.15	.13	.12
140-MLRL16V10	10	4 x 7	1.5	.39	.20	.18	.16
140-MLRL16V22	22	4 x 7	1.5	.39	.20	.18	.16
140-MLRL16V33	33	5 x 7	2.0	.39	.20	.18	.16
140-MLRL16V47	47	6.3 x 7	2.5	.39	.20	.18	.16
140-MLRL16V100	100	6.3 x 7	2.5	.39	.20	.18	.16

25 Volt (32V Surge)

For quantities greater than listed, call for quote.

140-MLRL50V.1	.1	4 x 7	1.5	.30	.15	.13	.12
140-MLRL50V.22	.22	4 x 7	1.5	.30	.15	.13	.12
140-MLRL50V.33	.33	4 x 7	1.5	.30	.15	.13	.12
140-MLRL50V.47	.47	4 x 7	1.5	.30	.15	.13	.12

Sub-Miniature Electrolytic Capacitor Kit

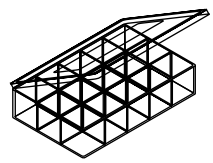

- Radial lead
- 150 pieces
- 15 different values
- Fully assembled and keyed for easy use

Contains:

10 Each: .1µF, .22µF, .33µF, .47µF, 1.0µF, 2.2µF, 3.3µF, 4.7µF, 10µF (50V), 4.7µF, 22µF (35V), 33µF (25V), 47µF, 100µF (16V), 220µF (10V)

- .1µF - 220µF
- ±20%
- -40°C to +85°C

MOUSER STOCK NO.	Price Each
370-140MLR-1	49.95

25 Volt (32V Surge) (Cont.)

For quantities greater than listed, call for quote.

MOUSER STOCK NO.	Value (µF)	Case DxL (max.)	LS	Price Each 1	100	500	1000
140-MLRL50V1.0	1.0	4 x 7	1.5	.30	.15	.13	.12
140-MLRL50V2.2	2.2	4 x 7	1.5	.30	.15	.13	.12
140-MLRL50V3.3	3.3	4 x 7	1.5	.30	.15	.13	.12
140-MLRL35V4.7	4.7	4 x 7	1.5	.30	.15	.13	.12
140-MLRL35V10	10	5 x 7	2.0	.32	.16	.14	.13
140-MLRL35V22	22	6.3 x 7	2.5	.35	.18	.16	.15
140-MLRL25V33	33	6.3 x 7	2.5	.35	.18	.16	.15

35 Volt (44V Surge)

For quantities greater than listed, call for quote.

140-MLRL50V.1	.1	4 x 7	1.5	.30	.15	.13	.12
140-MLRL50V.22	.22	4 x 7	1.5	.30	.15	.13	.12
140-MLRL50V.33	.33	4 x 7	1.5	.30	.15	.13	.12
140-MLRL50V.47	.47	4 x 7	1.5	.30	.15	.13	.12
140-MLRL50V1.0	1.0	4 x 7	1.5	.30	.15	.13	.12
140-MLRL50V2.2	2.2	4 x 7	1.5	.30	.15	.13	.12
140-MLRL50V3.3	3.3	4 x 7	1.5	.30	.15	.13	.12
140-MLRL35V4.7	4.7	4 x 7	1.5	.30	.15	.13	.12
140-MLRL35V10	10	5 x 7	2.0	.32	.16	.14	.13
140-MLRL35V22	22	6.3 x 7	2.5	.35	.18	.16	.15

50 Volt (63V Surge)

For quantities greater than listed, call for quote.

140-MLRL50V.1	.1	4 x 7	1.5	.30	.15	.13	.12
140-MLRL50V.22	.22	4 x 7	1.5	.30	.15	.13	.12
140-MLRL50V.33	.33	4 x 7	1.5	.30	.15	.13	.12
140-MLRL50V.47	.47	4 x 7	1.5	.30	.15	.13	.12
140-MLRL50V1.0	1.0	4 x 7	1.5	.30	.15	.13	.12
140-MLRL50V2.2	2.2	4 x 7	1.5	.30	.15	.13	.12
140-MLRL50V3.3	3.3	4 x 7	1.5	.30	.15	.13	.12
140-MLRL50V4.7	4.7	5 x 7	2.0	.32	.16	.14	.13
140-MLRL50V10	10	6.3 x 7	2.5	.35	.18	.16	.15

LOW LEAKAGE CURRENT ELECTROLYTICS

Industry Cross Reference:

Xicon LLR (LLRL)	Sprague 513D	Panasonic Z series	Mallory VTL

10 Volt (13 Volt Surge)

For quantities greater than listed, call for quote.

MOUSER STOCK NO.	Value (µF)	Case DxL (max.)	LS	Price Each 1	100	500	1000
140-LLRL50V0.47	0.47	5 x 11	2.0	.22	.11	.09	.07
140-LLRL50V1.0	1.0	5 x 11	2.0	.22	.11	.09	.07
140-LLRL50V2.2	2.2	5 x 11	2.0	.22	.11	.09	.07
140-LLRL50V3.3	3.3	5 x 11	2.0	.22	.11	.09	.07
140-LLRL35V4.7	4.7	5 x 11	2.0	.22	.11	.09	.07
140-LLRL16V10	10	5 x 11	2.0	.22	.11	.09	.07
140-LLRL10V47	47	5 x 11	2.0	.22	.11	.09	.07
140-LLRL10V100	100	6.3 x 11	2.5	.24	.12	.10	.09
140-LLRL10V220	220	8 x 11	3.5	.34	.17	.14	.12
140-LLRL10V330	330	8 x 13	3.5	.33	.22	.18	.16
140-LLRL10V470	470	10 x 13	5.0	.39	.26	.22	.18
140-LLRL10V1000	1000	10 x 20	5.0	.63	.43	.35	.29
140-LLRL10V2200	2200	13 x 21	5.0	1.02	.77	.64	.53
140-LLRL10V3300	3300	13 x 26	5.0	1.29	1.07	.92	.75
140-LLRL10V4700	4700	16 x 27	7.5	1.47	1.22	1.02	.85

16 Volt (20 Volt Surge)

For quantities greater than listed, call for quote.

140-LLRL50V3.3	3.3	5 x 11	2.0	.22	.11	.09	.07
140-LLRL35V4.7	4.7	5 x 11	2.0	.22	.11	.09	.07
140-LLRL16V10	10	5 x 11	2.0	.22	.11	.09	.07
140-LLRL16V22	22	5 x 11	2.0	.20	.10	.08	.07
140-LLRL16V33	33	5 x 11	2.0	.20	.10	.08	.07
140-LLRL16V47	47	5 x 11	2.5	.24	.12	.10	.08
140-LLRL16V100	100	8 x 11	2.5	.34	.17	.14	.12
140-LLRL16V220	220	10 x 13	3.5	.35	.23	.19	.16
140-LLRL16V330	330	10 x 16	5.0	.39	.26	.22	.18
140-LLRL16V470	470	13 x 21	5.0	.49	.33	.28	.23
140-LLRL16V1000	1000	13 x 27	5.0	.77	.52	.43	.36
140-LLRL16V2200	2200	16 x 27	7.5	1.26	.84	.70	.58
140-LLRL16V3300	3300	16 x 27	7.5	1.56	1.30	1.08	.90

Electrical Specifications:

- DC leakage current: I=0.002CV or 0.4µA whichever is greater
- Operating temperature range: -40°C to +85°C
- Capacitance tolerance: ±20%

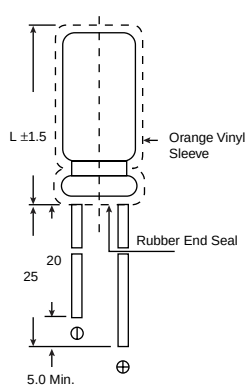

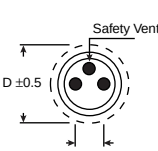

DIMENSIONS (mm)

25 Volt (32 Volt Surge)

For quantities greater than listed, call for quote.

MOUSER STOCK NO.	Value (µF)	Case DxL (max.)	LS	Price Each 1	100	500	1000
140-LLRL50V1.0	1.0	5 x 11	2.0	.22	.11	.09	.07
140-LLRL50V2.2	2.2	5 x 11	2.0	.22	.11	.09	.07
140-LLRL50V3.3	3.3	5 x 11	2.0	.22	.11	.09	.07
140-LLRL35V4.7	4.7	5 x 11	2.0	.22	.11	.09	.07
140-LLRL35V10	10	5 x 11	2.0	.22	.11	.09	.07
140-LLRL35V22	22	6.3 x 11	2.5	.24	.12	.10	.08
140-LLRL35V33	33	6.3 x 11	2.5	.24	.12	.10	.08
140-LLRL25V100	100	8 x 11	3.5	.35	.18	.15	.13
140-LLRL25V220	220	10 x 13	5.0	.42	.28	.23	.20
140-LLRL25V330	330	10 x 20	5.0	.58	.39	.32	.27
140-LLRL25V470	470	10 x 20	5.0	.70	.46	.39	.32
140-LLRL25V1000	1000	13 x 26	5.0	1.05	.81	.67	.56
140-LLRL25V2200	2200	16 x 32	7.5	1.67	1.34	1.12	.93

35 Volt (44 Volt Surge)

For quantities greater than listed, call for quote.

140-LLRL50V3.3	3.3	5 x 11	2.0	.22	.11	.09	.07
140-LLRL35V4.7	4.7	5 x 11	2.0	.22	.11	.09	.07
140-LLRL35V10	10	5 x 11	2.0	.22	.11	.09	.07
140-LLRL35V22	22	6.3 x 11	2.5	.24	.12	.10	.08
140-LLRL35V33	33	6.3 x 11	2.5	.28	.14	.11	.09
140-LLRL35V47	47	8 x 11	3.5	.34	.17	.14	.12
140-LLRL35V100	100	8 x 13	3.5	.35	.23	.20	.16
140-LLRL35V220	220	10 x 16	5.0	.58	.38	.32	.27
140-LLRL35V330	330	13 x 21	5.0	.65	.50	.42	.35
140-LLRL35V470	470	13 x 26	5.0	.82	.62	.52	.43
140-LLRL35V1000	1000	16 x 27	7.5	1.18	.91	.75	.63
140-LLRL35V2200	2200	18 x 37	7.5	2.23	1.71	1.55	1.42

50 Volt (63 Volt Surge)

For quantities greater than listed, call for quote.

140-LLRL50V0.47	0.47	5 x 11	2.0	.22	.11	.09	.07
140-LLRL50V1.0	1.0	5 x 11	2.0	.22	.11	.09	.07
140-LLRL50V2.2	2.2	5 x 11	2.0	.22	.11	.09	.07
140-LLRL50V3.3	3.3	5 x 11	2.0	.22	.11	.09	.07
140-LLRL50V4.7	4.7	5 x 11	2.0	.22	.11	.09	.07
140-LLRL50V10	10	6.3 x 11	2.5	.24	.12	.10	.08
140-LLRL50V22	22	6.3 x 11	2.5	.32	.16	.13	.11
140-LLRL50V33	33	8 x 11	3.5	.36	.18	.15	.13
140-LLRL50V47	47	8 x 13	3.5	.38	.23	.19	.16
140-LLRL50V100	100	10 x 16	5.0	.64	.36	.24	.20
140-LLRL50V220	220	13 x 21	5.0	.68	.53	.44	.36
140-LLRL50V330	330	13 x 26	5.0	.92	.71	.60	.49
140-LLRL50V470	470	16 x 27	7.5	.97	.75	.62	.52
140-LLRL50V1000	1000	16 x 36	7.5	1.95	1.63	1.36	1.10

High Temperature Electrolytic Capacitors

105°C HIGH TEMPERATURE ELECTROLYTICS

Electrical Specifications:

- Operating temperature range: -40°C to +105°C
- DC leakage current: I=0.01CV +3µA (max.)
- Capacitance tolerance: ±20%

DIMENSIONS (mm)

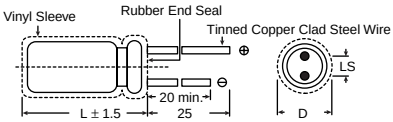

For quantities greater than listed, call for quote.

MOUSER STOCK NO.	Value (µF)	Case D x L (max)	LS	Price Each 1	10	100	500
10 Volt (13 Volt Surge)							
140-HTRL100V.47	.47	5 x 11	2.0	.08	.07	.05	.03
140-HTRL50V1.0	1.0	5 x 11	2.0	.08	.07	.05	.03
140-HTRL50V2.2	2.2	5 x 11	2.0	.09	.07	.05	.03
140-HTRL63V3.3	3.3	5 x 11	2.0	.10	.08	.06	.04
140-HTRL25V4.7	4.7	5 x 11	2.0	.10	.08	.06	.04
140-HTRL25V10	10	5 x 11	2.0	.10	.08	.06	.04
140-HTRL16V22	22	5 x 11	2.0	.10	.08	.06	.04
140-HTRL25V33	33	5 x 11	2.0	.10	.08	.06	.04
140-HTRL16V47	47	5 x 11	2.0	.10	.08	.06	.04
140-HTRL10V100	100	5 x 11	2.0	.11	.09	.07	.05
140-HTRL16V220	220	8 x 11	3.5	.17	.15	.12	.09
140-HTRL16V330	330	8 x 13	3.5	.24	.20	.16	.13
140-HTRL16V470	470	10 x 13	5.0	.27	.22	.18	.14
140-HTRL10V680	680	10 x 16	5.0	.34	.29	.24	.19
140-HTRL16V1000	1000	10 x 20	5.0	.40	.33	.29	.22
140-HTR16V2200	2200	13 x 26	5.0	.71	.60	.51	.40
16 Volt (20 Volt Surge)							
140-HTRL100V.47	.47	5 x 11	2.0	.08	.07	.05	.03
140-HTRL50V1.0	1.0	5 x 11	2.0	.08	.07	.05	.03
140-HTRL50V2.2	2.2	5 x 11	2.0	.09	.07	.05	.03
140-HTRL63V3.3	3.3	5 x 11	2.0	.10	.08	.06	.04
140-HTRL25V4.7	4.7	5 x 11	2.0	.10	.08	.06	.04
140-HTRL25V10	10	5 x 11	2.0	.10	.08	.06	.04
140-HTRL16V22	22	5 x 11	2.0	.10	.08	.06	.04
140-HTRL25V33	33	5 x 11	2.0	.10	.08	.06	.04
140-HTRL16V47	47	5 x 11	2.0	.10	.08	.06	.04
140-HTRL16V100	10	6.3 x 11	2.5	.11	.09	.07	.05
140-HTRL16V220	220	8 x 11	3.5	.17	.15	.12	.09
140-HTRL16V330	330	8 x 13	3.5	.24	.20	.16	.13
140-HTRL16V470	470	10 x 13	5.0	.27	.22	.18	.14
140-HTRL16V680	680	10 x 20	5.0	.34	.29	.24	.19
140-HTRL16V1000	1000	10 x 20	5.0	.40	.33	.29	.22
140-HTRL16V2200	2200	13 x 26	5.0	.71	.60	.51	.40
140-HTRL16V4700	4700	16 x 36	7.5	1.60	1.38	1.14	.90
25 Volt (32 Volt Surge)							
140-HTRL100V.47	.47	5 x 11	2.0	.08	.07	.05	.03
140-HTRL50V1.0	1.0	5 x 11	2.0	.08	.07	.05	.03
140-HTRL50V2.2	2.2	5 x 11	2.0	.09	.07	.05	.03
140-HTRL63V3.3	3.3	5 x 11	2.0	.10	.08	.06	.04

For quantities greater than listed, call for quote.

MOUSER STOCK NO.	Value (µF)	Case D x L (max)	LS	Price Each 1	10	100	500
25 Volt (32 Volt Surge)							
140-HTRL50V4.7	4.7	5 x 11	2.0	.10	.08	.06	.04
140-HTRL25V10	10	5 x 11	2.0	.10	.08	.06	.04
140-HTRL25V22	22	5 x 11	2.0	.10	.08	.06	.04
140-HTRL25V33	33	5 x 11	2.0	.10	.08	.06	.04
140-HTRL25V47	47	6.3 x 11	2.5	.10	.08	.06	.04
140-HTRL25V100	100	6.3 x 11	2.5	.14	.12	.09	.07
140-HTRL25V220	220	8 x 13	3.5	.27	.22	.18	.14
140-HTRL25V330	330	10 x 13	5.0	.32	.28	.23	.18
140-HTRL25V470	470	10 x 20	5.0	.34	.29	.24	.19
140-HTRL25V1000	1000	13 x 21	5.0	.60	.52	.43	.34
140-HTRL25V2200	2200	16 x 27	7.5	1.21	.89	.80	.68
35 Volt (44 Volt Surge)							
140-HTRL100V.47	.47	5 x 11	2.0	.08	.07	.05	.03
140-HTRL50V1.0	1.0	5 x 11	2.0	.08	.07	.05	.03
140-HTRL50V2.2	2.2	5 x 11	2.0	.09	.07	.05	.03
140-HTRL63V3.3	3.3	5 x 11	2.0	.10	.08	.06	.04
140-HTRL50V4.7	4.7	5 x 11	2.0	.10	.08	.06	.04
140-HTRL35V10	10	5 x 11	2.0	.10	.08	.06	.04
140-HTRL35V22	22	5 x 11	2.0	.11	.09	.07	.05
140-HTRL35V33	33	6.3 x 11	2.5	.16	.14	.11	.08
140-HTRL35V47	47	6.3 x 11	2.5	.17	.15	.12	.09
140-HTRL35V100	100	8 x 11	3.5	.22	.18	.14	.11
140-HTRL35V220	220	10 x 12	5.0	.30	.27	.21	.16
140-HTRL35V330	330	10 x 20	5.0	.32	.28	.23	.18
140-HTRL35V470	470	10 x 16	5.0	.34	.29	.24	.19
140-HTRL35V1000	1000	13 x 26	5.0	.73	.62	.53	.40
50 Volt (63 Volt Surge)							
140-HTRL100V.47	.47	5 x 11	2.0	.08	.07	.05	.03
140-HTRL50V1.0	1.0	5 x 11	2.0	.08	.07	.05	.03
140-HTRL50V2.2	2.2	5 x 11	2.0	.09	.07	.05	.03
140-HTRL63V3.3	3.3	5 x 11	2.0	.10	.08	.06	.04
140-HTRL50V4.7	4.7	5 x 11	2.0	.10	.08	.06	.04
140-HTRL50V10	10	5 x 11	2.0	.10	.08	.06	.04
140-HTRL50V22	22	6.3 x 11	2.5	.11	.09	.07	.05
140-HTRL50V33	33	6.3 x 11	2.5	.17	.15	.12	.09
140-HTRL50V47	47	8 x 11	3.5	.17	.15	.12	.09
140-HTRL50V100	100	8 x 13	3.5	.24	.20	.16	.13
140-HTRL50V150	150	10 x20	5.0	.28	.26	.20	.15
140-HTRL50V220	220	10 x 20	5.0	.30	.28	.21	.16

For quantities greater than listed, call for quote.

MOUSER STOCK NO.	Value (µF)	Case D x L (max)	LS	Price Each 1	10	100	500
50 Volt (63 Volt Surge) cont.							
140-HTRL50V330	330	13 x 21	5.0	.51	.40	.35	.27
140-HTRL50V470	470	13 x 26	5.0	.64	.55	.45	.36
140-HTRL50V1000	1000	16 x 32	7.5	1.09	.84	.76	.62
140-HTRL50V2200	2200	18 x 41	7.5	2.08	1.79	1.49	1.18
63 Volt (79 Volt Surge)							
140-HTRL100V.47	.47	5 x 11	2.0	.08	.07	.05	.03
140-HTRL100V1.0	1.0	5 x 11	2.0	.09	.08	.06	.04
140-HTRL63V2.2	2.2	5 x 11	2.0	.09	.08	.06	.04
140-HTRL63V3.3	3.3	5 x 11	2.0	.10	.08	.06	.04
140-HTRL63V4.7	4.7	5 x 11	2.0	.10	.08	.06	.04
140-HTRL63V100	100	10 x 12	5.0	.60	.52	.43	.34
140-HTRL63V1000	1000	16 x 37	7.5	1.28	1.10	.90	.84
100 Volt (125 Volt Surge)							
140-HTRL100V.47	.47	5 x 11	2.0	.08	.07	.05	.03
140-HTRL100V1.0	1.0	5 x 11	2.0	.09	.08	.06	.04
140-HTRL100V4.7	4.7	6.3 x 11	2.5	.11	.09	.07	.05
140-HTRL100V10	10	8 x 11	3.5	.17	.15	.12	.09
140-HTRL100V22	22	8 x 11	3.5	.22	.18	.15	.12
140-HTRL100V47	47	10 x 16	5.0	.31	.28	.22	.17
140-HTRL100V100	100	13 x 21	5.0	.53	.46	.37	.30
140-HTRL100V470	470	18 x 37	7.5	1.28	1.10	.90	.84
140-HTRL100V680	680	18 x 37	7.5	2.15	1.86	1.55	1.23
160 Volt (200 Volt Surge)							
140-HTRL160V1.0	1.0	5 x 11	2.0	.17	.13	.11	.08
140-HTRL160V2.2	2.2	6.3 x 11	2.5	.19	.15	.13	.10
140-HTRL160V4.7	4.7	6.3 x 11	2.5	.20	.16	.15	.12
140-HTRL160V10	10	10x12.5	5.0	.28	.22	.20	.14
140-HTRL160V22	22	10 x 20	5.0	.49	.36	.29	.16
140-HTRL160V47	47	13 x 21	5.0	1.07	.75	.66	.49
140-HTRL160V100	100	16 x 21	7.5	1.37	.92	.75	.60
250 Volt (300 Volt Surge)							
140-HTRL250V1.0	1.0	6.3 x 11	2.5	.21	.14	.13	.10
140-HTRL250V2.2	2.2	6.3 x 11	2.5	.23	.16	.15	.11
140-HTRL250V4.7	4.7	10 x 13	5.0	.30	.24	.22	.16
140-HTRL250V10	10	10 x 16	5.0	.46	.33	.28	.24
140-HTRL250V22	22	13 x 21	5.0	.81	.63	.51	.41
140-HTRL250V47	47	13 x 25	5.0	1.26	1.05	.95	.86
140-HTRL250V100	100	16 x 36	7.5	2.09	1.69	1.33	1.04

LOW ESR ELECTROLYTIC CAPACITORS

Features:

- High permissible ripple current
- Wide operating temperature range
- Suited for switching power supplies

Specifications:

- Operating temperature: -55°C to +105°C
- Life test: load life = 2000 hours
- Leakage current: 0.01CV or 3µA

NEW IN '97

Dissipation factor (Tan δ, at 20°C 120 Hz)

Rated voltage (V)	6.3	10	16	25	35	50	63	100
Tan δ	0.22	0.19	0.16	0.14	0.12	0.10	0.08	0.07

DIMENSIONS (mm)

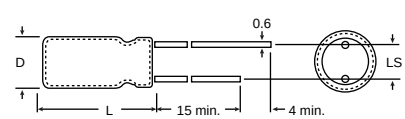

For quantities greater than listed, call for quote.

MOUSER STOCK NO.	Value (µF)	Max. ESR Ω @ 20°C 100KHZ	Case DxL (max)	LS	Price Each 1	10	100	500
16 Volt (20 Volt Surge)								
140-ESRL100V1.0	1.0	17.00	5 x 11	2.0	.24	.16	.12	.099
140-ESRL100V2.2	2.2	6.60	5 x 11	2.0	.24	.16	.12	.099
140-ESRL50V4.7	4.7	4.70	5 x 11	2.0	.24	.16	.12	.099
140-ESRL50V10	10	2.20	5 x 11	2.0	.24	.16	.12	.099
140-ESRL50V22	22	.98	6.3 x 11	2.5	.29	.19	.14	.12
140-ESRL25V33	33	1.60	5 x 11	2.0	.28	.19	.14	.12
140-ESRL25V47	47	1.10	6.3 x 11	2.5	.34	.23	.16	.14
140-ESRL16V100	100	.70	6.3 x 11	2.5	.44	.30	.23	.18
140-ESRL16V220	220	.33	8 x 11.5	3.5	.50	.34	.27	.22
140-ESRL16V330	330	.23	10 x 12.5	5.0	.56	.38	.30	.24
140-ESRL16V470	470	.18	10 x 16	5.0	.61	.41	.32	.26
140-ESRL16V1000	1000	.11	13 x 20	5.0	.96	.65	.54	.44
140-ESRL16V2200	2200	.073	16 x 20	7.5	1.58	1.06	.87	.68
140-ESRL16V3300	3300	.055	16 x 31.5	7.5	2.05	1.38	1.12	.87
140-ESRL16V4700	4700	.046	16 x 35.5	7.5	2.75	1.85	1.40	1.16
25 Volt (32 Volt Surge)								
140-ESRL100V1.0	1.0	17.00	5 x 11	2.0	.24	.16	.12	.099
140-ESRL100V2.0	2.2	6.60	5 x 11	2.0	.24	.16	.12	.099
140-ESRL50V4.7	4.7	4.70	5 x 11	2.0	.24	.16	.12	.099
140-ESRL50V10	10	2.20	5 x 11	2.0	.24	.16	.12	.099
140-ESRL50V22	22	.98	6.3 x 11	2.5	.29	.19	.14	.12
140-ESRL25V33	33	1.60	5 x 11	2.0	.28	.19	.14	.12
140-ESRL25V47	47	1.10	6.3 x 11	2.5	.34	.23	.16	.14
140-ESRL25V100	100	.49	8 x 11.5	3.5	.46	.31	.21	.19
140-ESRL25V220	220	.33	10 x 12.5	5.0	.57	.38	.27	.24
140-ESRL25V330	330	.19	10 x 16	5.0	.62	.41	.28	.26
140-ESRL25V470	470	.13	10 x 20	5.0	.86	.58	.41	.37
140-ESRL25V1000	1000	.072	13 x 25	5.0	1.31	.90	.63	.57

For quantities greater than listed, call for quote.

MOUSER STOCK NO.	Value (µF)	Max. ESR Ω @ 20°C 100KHZ	Case DxL (max)	LS	Price Each 1	10	100	500
50 Volt (63 Volt Surge)								
140-ESRL100V1.0	1.0	17.00	5 x 11	2.0	.24	.16	.12	.099
140-ESRL100V2.0	2.2	6.60	5 x 11	2.0	.24	.16	.12	.099
140-ESRL50V4.7	4.7	4.70	5 x 11	2.0	.24	.16	.12	.099
140-ESRL50V10	10	2.20	5 x 11	2.0	.24	.16	.12	.099
140-ESRL50V22	22	.98	6.3 x 11	2.5	.29	.19	.14	.12
140-ESRL50V33	33	.65	6.3 x 11	2.5	.45	.30	.21	.19
140-ESRL50V47	47	.45	6.3 x 11	2.5	.46	.31	.21	.19
140-ESRL50V100	100	.17	10 x 16	5.0	.62	.32	.28	.26
140-ESRL50V220	220	.11	10 x 25	5.0	.84	.57	.46	.36
140-ESRL50V330	330	.081	13 x 20	5.0	1.04	.70	.62	.54
140-ESRL50V470	470	.066	13 x 25	5.0	1.35	.92	.75	.58
140-ESRL50V1000	1000	.046	16 x 31.5	7.5	2.00	1.34	1.27	.85
100 Volt (100 Volt Surge)								
140-ESRL100V1.0	1.0	17.00	5 x 11	2.0	.24	.16	.12	.099
140-ESRL100V2.2	2.2	6.60	5 x 11	2.0	.24	.16	.12	.099
140-ESRL100V4.7	4.7	2.80	6.3 x 11	2.5	.29	.19	.14	.12
140-ESRL100V10	10	1.20	8 x 11	3.5	.46	.31	.21	.19
140-ESRL100V22	22	.55	8 x 11	3.5	.46	.31	.21	.19
140-ESRL100V33	33	.42	10 x 12	5.0	.57	.38	.27	.24
140-ESRL100V47	47	.28	10 x 20	5.0	.62	.42	.31	.27
140-ESRL100V100	100	.17	13 x 20	5.0	1.29	.87	.60	.54

XICON™ Passive Components

Axial Aluminum Electrolytic Capacitors

Specifications:

- Operating temperature range:
  10V to 250V: -40°C to +85°C
  350V to 450V: -25°C to +85°C
- Dissipation factor: (Tan δ, @ 20°C, 120Hz)
  (Tangent of the loss angle): see chart
- Tolerance: ±20%

DIMENSIONS (mm)

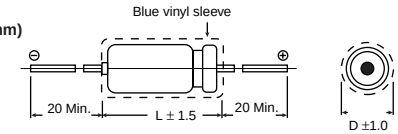

WVDC	10	16	25	35	50	63	100	160	250	350	450
DF (tanδ)	0.20	0.16	0.14	0.12	0.10	0.09	0.08	0.12	0.18	0.20	0.25

10 VOLT (13 Volt Surge)

For quantities greater than listed, call for quote.

MOUSER STOCK NO.	Value (µF)	Case DxL (mm)	Price Each 1	10	100
140-XAL10V2.2	2.2	5 x 12	.25	.21	.15
140-XAL50V4.7	4.7	5 x 12	.25	.21	.15
140-XAL16V10	10	5 x 12	.25	.21	.15
140-XAL16V22	22	5 x 12	.25	.21	.15
140-XAH16V33	33	6 x 13	.25	.21	.15
140-XAL16V47	47	6.3 x 12	.25	.21	.15
140-XAH10V100	100	6 x 13	.28	.24	.20
140-XAL10V330	330	8 x 16	.28	.24	.20
140-XAL10V470	470	8 x 16	.36	.28	.25
140-XAH10V680	680	10 x 17	.55	.44	.40
140-XAL10V1000	1000	10 x 17	.55	.44	.40
140-XAL10V2200	2200	13 x 22	.90	.77	.59
140-XAL10V3300	3300	13 x 27	1.23	1.04	.86
140-XAH10V4700	4700	16 x 28	1.25	1.06	.88
140-XAH10V6800	6800	16 x 28	2.27	1.89	1.72
140-XAH10V10000	10000	18 x 36	2.99	2.49	2.27

16 VOLT (20 Volt Surge)

For quantities greater than listed, call for quote.

MOUSER STOCK NO.	Value (µF)	Case DxL (mm)	Price Each 1	10	100
140-XAL50V.47	.47	5 x 12	.25	.21	.15
140-XAL50V1.0	1.0	5 x 12	.25	.21	.15
140-XAH16V2.2	2.2	6 x 13	.25	.21	.15
140-XAL16V3.3	3.3	5 x 12	.25	.21	.15
140-XAL50V4.7	4.7	5 x 12	.25	.21	.15
140-XAL16V10	10	5 x 12	.25	.21	.15
140-XAL16V22	22	5 x 12	.25	.21	.15
140-XAH16V33	33	6 x 13	.25	.21	.15
140-XAL16V47	47	6.3 x 12	.25	.21	.15
140-XAL16V100	100	6.3 x 16	.29	.25	.21
140-XAL16V220	220	8 x 16	.29	.25	.21
140-XAL16V330	330	8 x 16	.29	.25	.21
140-XAL16V470	470	8 x 20	.37	.29	.26
140-XAL16V1000	1000	10 x 21	.73	.63	.51
140-XAH16V2200	2200	13 x 24	.98	.85	.67
140-XAL16V3300	3300	16 x 28	1.25	1.06	.88
140-XAL16V4700	4700	16 x 36	2.17	1.81	1.51
140-XAL16V6800	6800	18 x 38	2.75	2.35	1.84
140-XAL16V10000	10000	22 x 43	3.73	3.20	2.50

25 VOLT (32 Volt Surge)

For quantities greater than listed, call for quote.

MOUSER STOCK NO.	Value (µF)	Case DxL (mm)	Price Each 1	10	100
140-XAL50V.47	.47	5 x 12	.25	.21	.15
140-XAL50V1.0	1.0	5 x 12	.25	.21	.15
140-XAL50V2.2	2.2	5 x 12	.25	.21	.15
140-XAL50V3.3	3.3	5 x 12	.25	.21	.15
140-XAL50V4.7	4.7	5 x 12	.25	.21	.15
140-XAL25V10	10	5 x 12	.25	.21	.15
140-XAL25V22	22	5 x 12	.25	.21	.15
140-XAL25V33	33	6.3 x 12	.25	.21	.15
140-XAH25V47	47	6.3 x 12	.28	.24	.20
140-XAH25V100	100	8 x 16	.30	.26	.22
140-XAL25V220	220	8 x 16	.30	.26	.22
140-XAL25V330	330	10 x 17	.37	.29	.26
140-XAL25V470	470	10 x 17	.47	.39	.35
140-XAL25V1000	1000	13 x 22	.73	.63	.51

25 VOLT (32 Volt Surge)(Cont.)

For quantities greater than listed, call for quote.

MOUSER STOCK NO.	Value (µF)	Case DxL (mm)	Price Each 1	10	100
140-XAL25V2200	2200	16 x 28	1.17	.95	.82
140-XAL25V3300	3300	16 x 33	1.99	1.66	1.51
140-XAH25V4700	4700	18 x 36	2.61	2.18	1.98
140-XAL25V6800	6800	22 x 43	4.99	4.16	3.81
140-XAL25V10000	10000	25 x 52	6.47	5.39	4.92

35 VOLT (44 Volt Surge)

For quantities greater than listed, call for quote.

140-XAL50V.47	.47	5 x 12	.25	.21	.15
140-XAL50V1.0	1.0	5 x 12	.25	.21	.15
140-XAL50V2.2	2.2	5 x 12	.25	.21	.15
140-XAL50V3.3	3.3	5 x 12	.25	.21	.15
140-XAL50V4.7	4.7	5 x 12	.25	.21	.15
140-XAL35V10	10	5 x 12	.25	.21	.15
140-XAL50V22	22	6.3 x 12	.25	.21	.15
140-XAH35V33	33	6.3 x 16	.25	.21	.15
140-XAL35V47	47	6.3 x 16	.25	.21	.15
140-XAL35V100	100	8 x 16	.29	.25	.21
140-XAH35V220	220	10 x 21	.37	.29	.26
140-XAL35V330	330	10 x 21	.47	.39	.35
140-XAL35V470	470	10 x 21	.54	.43	.39
140-XAL35V1000	1000	13 x 27	.93	.80	.62
140-XAH35V2200	2200	16 x 33	1.98	1.65	1.50
140-XAL35V3300	3300	18 x 37	3.59	3.08	2.41
140-XAL35V4700	4700	22 x 43	5.13	4.27	3.54

50 VOLT (63 Volt Surge)

For quantities greater than listed, call for quote.

MOUSER STOCK NO.	Value (µF)	Case DxL (mm)	Price Each 1	10	100
140-XAL50V.47	47	5 x 12	.25	.21	.15
140-XAL50V1.0	1.0	5 x 12	.25	.21	.15
140-XAL50V2.2	2.2	5 x 12	.25	.21	.15
140-XAL50V3.3	3.3	5 x 12	.25	.21	.15
140-XAL50V4.7	4.7	5 x 12	.25	.21	.15
140-XAL50V6.8	6.8	5 x 12	.25	.21	.15
140-XAL50V10	10	6.3 x 12	.25	.21	.15
140-XAH50V22	22	6 x 13	.25	.21	.15
140-XAL50V33	33	6.3 x 16	.25	.21	.15
140-XAL50V47	47	8 x 16	.27	.23	.18
140-XAH50V68	68	8 x 15	.28	.24	.20
140-XAL50V100	100	10 x 17	.30	.26	.22
140-XAL50V220	220	10 x 21	.47	.39	.35
140-XAL50V330	330	13 x 22	.54	.46	.42
140-XAH50V470	470	13 x 24	.75	.64	.53
140-XAL50V680	680	16 x 28	.91	.78	.60
140-XAL50V1000	1000	16 x 33	1.19	.98	.85
140-XAL50V2200	2200	18 x 42	2.67	2.22	2.03
140-XAL50V3300	3300	22 x 43	4.51	3.75	3.43
140-XAL50V4700	4700	25 x 52	5.99	4.99	4.58

63 VOLT (79 Volt Surge)

For quantities greater than listed, call for quote.

140-XAH63V2.2	2.2	6 x 13	.25	.21	.15
140-XAL63V6.8	6.8	5 x 12	.25	.21	.15
140-XAL63V100	100	10 x 21	.40	.31	.27
140-XAL63V220	220	13 x 22	.59	.49	.43
140-XAL63V470	470	13 x 27	.82	.70	.58

100 VOLT (125 Volt Surge)

For quantities greater than listed, call for quote.

MOUSER STOCK NO.	Value (µF)	Case DxL (mm)	Price Each 1	10	100
140-XAL100V1.0	1.0	5 x 12	.25	.21	.15
140-XAL100V2.2	2.2	5 x 12	.25	.21	.15
140-XAL100V3.3	3.3	6.3 x 12	.25	.21	.15
140-XAL100V4.7	4.7	6.3 x 12	.25	.21	.15
140-XAH100V10	10	8 x 16	.25	.21	.15
140-XAL100V22	22	8 x 16	.30	.26	.22
140-XAL100V33	33	10 x 17	.37	.29	.26
140-XAH100V47	47	10 x 21	.37	.29	.26
140-XAL100V100	100	13 x 22	.91	.78	.60
140-XAL100V220	220	16 x 28	1.86	1.59	1.25
140-XAL100V470	470	16 x 37	2.36	1.96	1.77

160 VOLT (200 Volt Surge)

For quantities greater than listed, call for quote.

140-XAL160V1.0	1.0	6.3 x 12	.36	.30	.27
140-XAL160V3.3	3.3	8 x 16	.45	.38	.34
140-XAL160V10	10	10 x 21	.55	.44	.40
140-XAH160V22	22	13 x 22	.86	.72	.65
140-XAL160V47	47	13 x 27	1.12	.93	.86
140-XAL160V100	100	16 x 33	1.93	1.61	1.46
140-XAL160V220	220	18 x 42	2.85	2.38	2.16

250 VOLT (300 Volt Surge)

For quantities greater than listed, call for quote.

MOUSER STOCK NO.	Value (µF)	Case DxL (mm)	Price Each 1	10	100
140-XAL250V1.0	1.0	6.3 x 16	.51	.34	.31
140-XAH250V2.2	2.2	8 x 16	.60	.40	.36
140-XAH250V3.3	3.3	10 x 16	.66	.44	.40
140-XAH250V4.7	4.7	10 x 17	.73	.48	.44
140-XAH250V10	10	10 x 21	.79	.61	.55
140-XAH250V22	22	13 x 22	1.19	.99	.92
140-XAL250V33	33	16 x 28	1.36	1.13	1.03
140-XAL250V47	47	16 x 33	1.74	1.45	1.32
140-XAL250V100	100	18 x 43	3.14	2.62	2.38

350 VOLT (400 Volt Surge)

For quantities greater than listed, call for quote.

140-XAH350V3.3	3.3	8 x 20	.73	.56	.51
140-XAL350V4.7	4.7	10 x 21	.84	.65	.59
140-XAL350V22	22	13 x 32	1.40	1.17	1.06
140-XAL350V33	33	16 x 33	2.06	1.72	1.56
140-XAL350V47	47	16 x 42	2.65	2.21	2.01
140-XAL350V100	100	22 x 43	4.61	3.84	3.49

450 VOLT (500 Volt Surge)

For quantities greater than listed, call for quote.

140-XAL450V1.0	1.0	8 x 16	.69	.46	.42
140-XAL450V2.2	2.2	10 x 21	.75	.55	.50
140-XAL450V3.3	3.3	10 x 21	.83	.64	.58
140-XAL450V4.7	4.7	13 x 22	.96	.74	.67
140-XAH450V10	10	13 x 24	1.29	1.09	.99
140-XAL450V22	22	16 x 32	2.10	1.75	1.59
140-XAL450V33	33	18 x 40	2.94	2.45	2.23
140-XAH450V47	47	18 x 36	3.46	2.88	2.62
140-XAL450V100	100	25 x 52	6.27	5.23	4.75

MINIATURE ALUMINUM ELECTROLYTIC CAPACITOR KITS

- ±20%
- 25VDC - 50VDC
- -40°C to +85°C
- Fully assembled and keyed for easy use

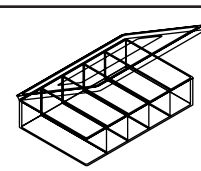

MOUSER STOCK NO.	Description	Range of Values	Pieces in Each Kit	Contains (µF)	Price Each
370-140XAL-1	Axial lead	.47µF-1000µF	80	**10 each:** .47, 1.0 (50V), **5 each:** 2.2, 3.3, 4.7, 10, 22, 220, (50VDC), 33, 470, (35VDC), 47, 100, 330, 1000, (25VDC)	29.95
370-140XAL-2	Axial lead	220µF-4700µF	25	**5 each:** 220 (50V), 330 (25VDC), **3 each:** 470 (35VDC), 1000 (25VDC), 1000 (50VDC), **2 each:** 2200, 3300, 4700 (35VDC)	29.95
370-140XRL-1	Radial lead	1µF-1000µF	80	**10 each:** 1, 2.2, 4.7, 22 (50V), **10 each:** 10, 47 (35V) **5 each:** 100, 470, 1000 (25V), 220 (35V)	29.95

Non-Polar, Bi-Polar, Photo-Flash, and Memory Back-Up Capacitors

NON-POLARIZED ELECTROLYTICS

These capacitors are designed for application in circuits that are sometimes reversed in polarity, or circuits to which short duration AC voltages are impressed.

Specifications:

- Capacitance tolerance: ±10%
- Operating temperature range: -40°C to +85°C
- Dissipation factor (25°C): @ 120Hz=15% @ 1KHz=20%
- Leakage current: I=0.02CV=3µA (max.)

DIMENSIONS (mm)

Radial

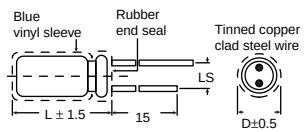

Axial

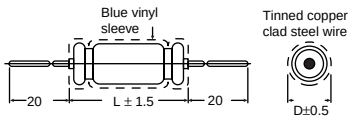

Radial Lead Type

MOUSER STOCK NO.	Value (µF)	Volts	Case D x L (max)	LS	Price Each 1	100	500	1000	5000
140-NPRL50V1.0	1.0	50	5 x 11	2.0	.18	.09	.08	.07	Call For Quote
140-NPRL50V2.2	2.2	50	5 x 11	2.0	.18	.09	.08	.07	
140-NPRL50V3.3	3.3	50	5 x 11	2.0	.20	.10	.09	.08	
140-NPRL50V4.7	4.7	50	5 x 11	2.0	.20	.10	.09	.08	
140-NPRL50V6.8	6.8	50	6 x 11	2.5	.35	.26	.21	.15	
140-NPRL50V10	10	50	8 x 11	3.5	.24	.12	.11	.10	
140-NPRL50V15	15	50	8 x 15	3.5	.46	.34	.26	.20	
140-NPRL50V22	22	50	8 x 11	3.5	.36	.18	.17	.15	
140-NPRL50V33	33	50	8 x 13	3.5	.46	.23	.21	.19	
140-NPRL50V47	47	50	10 x 16	5.0	.49	.33	.30	.27	
140-NPRL50V68	68	50	10 x 20	5.0	.88	.64	.51	.39	
140-NPRL50V100	100	50	10 x 20	5.0	.74	.49	.45	.41	
140-NPRL50V1000	1000	50	18 x 41	7.5	3.61	3.00	2.73	2.49	

Axial Lead Type

MOUSER STOCK NO.	Value (µF)	Volts	Case D x L (max)	Price Each 1	100	500	1000	5000
140-NPAL50V1.0	1.0	50	6.3 x 12	.38	.28	.22	.16	Call For Quote
140-NPAL50V1.5	1.5	50	6.3 x 12	.40	.29	.23	.17	
140-NPAL50V2.2	2.2	50	6.3 x 12	.43	.31	.24	.18	
140-NPAL50V3.3	3.3	50	6.3 x 12	.45	.33	.25	.20	
140-NPAL50V4.0	4.0	50	6.3 x 12	.48	.35	.28	.21	
140-NPAL50V4.7	4.7	50	6.3 x 12	.48	.35	.28	.21	
140-NPAL50V5.6	5.6	50	6.3 x 12	.49	.44	.28	.21	
140-NPAL50V6.8	6.8	50	6.3 x 12	.55	.49	.31	.24	
140-NPAL50V10	10	50	6.3 x 12	.61	.44	.35	.26	
140-NPAL50V15	15	50	8 x 13	.71	.53	.40	.31	
140-NPAL50V22	22	50	8 x 16	.81	.58	.46	.35	
140-NPAL50V33	33	50	8 x 16	.94	.70	.54	.41	
140-NPAL50V47	47	50	10 x 17	1.09	.78	.62	.47	
140-NPAL50V50	50	50	10 x 22	1.16	.83	.66	.50	
140-NPAL50V68	68	50	10 x 26	1.25	.93	.71	.55	
140-NPAL50V100	100	50	10 x 21	1.45	1.04	.83	.62	
140-NPAL50V200	200	50	13 x 32	1.81	1.51	1.37	1.25	
140-NPAL50V220	220	50	13 x 27	1.94	1.63	1.48	1.35	
140-NPAL100V1.0	1.0	100	6.3 x 12	.47	.33	.26	.21	
140-NPAL100V1.5	1.5	100	6.3 x 16	.52	.37	.29	.23	
140-NPAL100V2.2	2.2	100	6.3 x 12	.56	.40	.31	.24	
140-NPAL100V3.3	3.3	100	6.3 x 16	.69	.49	.38	.28	
140-NPAL100V4.0	4.0	100	8 x 13	.62	.45	.34	.26	
140-NPAL100V4.7	4.7	100	6.3 x 16	.74	.53	.40	.31	
140-NPAL100V6.8	6.8	100	8 x 20	.77	.55	.47	.36	
140-NPAL100V8.0	8.0	100	8 x 16	.68	.48	.42	.33	
140-NPAL100V10	10	100	8 x 16	.79	.56	.53	.40	
140-NPAL100V15	15	100	10 x 26	1.12	.79	.61	.47	
140-NPAL100V22	22	100	10 x 22	1.30	.93	.71	.55	
140-NPAL100V33	33	100	10 x 24	1.94	1.40	1.07	.83	
140-NPAL100V47	47	100	10 x 30	2.79	2.15	1.66	1.28	
140-NPAL100V50	50	100	13 x 32	3.23	2.50	1.92	1.48	
140-NPAL100V68	68	100	13 x 24	4.04	3.12	2.39	1.85	
140-NPAL100V100	100	100	16 x 28	4.43	3.40	2.62	2.01	
140-NPAL100V220	220	100	16 x 37	5.95	4.96	4.13	3.44	

AUDIO FREQUENCY BI-POLARS

Specifications:

- Operating temperature range: -40°C to +85°C
- Tangent of the loss angle: 0.05 max. (@ 120Hz)
- Capacitance tolerance: ±20%
- Leakage current: 100µA (max.)

Radial

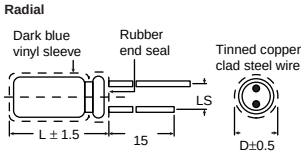

Axial

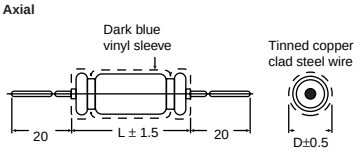

DIMENSIONS (mm)

Radial Lead Type

For quantities greater than listed, call for quote

MOUSER STOCK NO.	Value (µF)	Volts	Case D x L (max)	LS	Price Each 1	100	500	1000
140-BPRL50V1.0	1.0	50	8 x 11	3.5	.31	.16	.14	.13
140-BPRL50V2.2	2.2	50	10 x 13	5.0	.52	.35	.32	.29
140-BPRL50V3.3	3.3	50	10 x 16	5.0	.52	.35	.32	.29
140-BPRL50V4.7	4.7	50	10 x 20	5.0	.52	.35	.32	.29
140-BPRL50V6.8	6.8	50	13 x 21	5.0	.40	.33	.30	.28
140-BPRL50V10	10	50	13 x 26	5.0	.72	.48	.43	.39
140-BPRL50V22	22	50	16 x 27	7.5	1.26	.84	.76	.70

Axial Lead Type

For quantities greater than listed, call for quote

MOUSER STOCK NO.	Value (µF)	Volts	Case D x L (max)	LS	Price Each 1	100	500	1000
140-BPAL50V2.2	2.2	50	6.3 x 13	- - -	.54	.36	.33	.30

PHOTO-FLASH TYPE ELECTROLYTICS

Specifications:

- Operating temp.: -20°C to +55°C
- Max. leakage current (µA): I=1XC max.
- Tolerance: -10% to +20%
- Dissipation factor: .07 max.
- Dimensions: .87" x 1.38"

330 VDC (350V Surge)

For quantities greater than listed, call for quote.

MOUSER STOCK NO.	Value (µF)	Terminal Type	Price Each 1	10	50	100
19FL200	200	Solder	8.50	7.08	6.43	5.85
19FL201	200	PCB	8.50	7.08	6.43	5.85

HIGH FREQUENCY BI-POLARS

Specifications:

- Operating temperature range: -25°C to +85°C
- Leakage current: I=0.2 CV (µA)
- Capacitance tolerance: ±20%
- Dissipation factor (20°C, 120 Hz): 0.05, 120 Hz

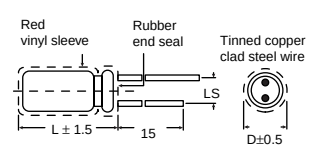

DIMENSIONS (mm)

Radial Lead Type (50 Volt)

For quantities greater than listed, call for quote

MOUSER STOCK NO.	Value (µF)	Case D x L (max)	LS	Ripple (Ip-p) 70°C	85°C	Price Each 1	100	500	1000
140-BPHR50V1.0	1.0	13 x 26	5.0	4	3.5	.79	.62	.57	.52
140-BPHR50V2.2	2.2	16 x 27	7.5	6	4	.87	.67	.59	.55
140-BPHR50V3.3	3.3	16 x 32	7.5	6.5	4.5	.99	.77	.69	.63
140-BPHR50V4.7	4.7	16 x 25	7.5	7.5	5	1.05	.82	.74	.67
140-BPHR50V6.8	6.8	16 x 36	7.5	8	5.5	1.13	.87	.79	.72
140-BPHR50V8.2	8.2	16 x 36	7.5	9.0	6.5	1.20	.92	.84	.76
140-BPHR50V10	10	16 x 36	7.5	10	7	1.29	1.08	.99	.89
140-BPHR50V12	12	18 x 41	7.5	12	8.5	1.50	1.25	1.14	1.04
140-BPHR50V15	15	22 x 41	10	12.5	9.0	2.07	1.72	1.57	1.43
140-BPHR50V22	22	22 x 40	10	13	9.5	2.37	2.01	1.83	1.64
140-BPHR50V33	33	33 x 40	10	14	10	2.98	2.52	2.30	2.06

ELNA DB SERIES MEMORY BACK-UP CAPACITORS (5.5V MINIATURE)

DIMENSIONS (IN.)

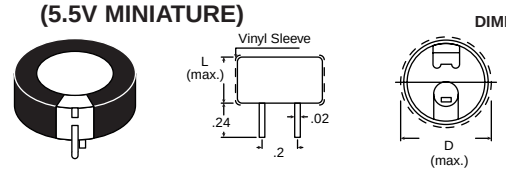

Features:

- Small size, large capacitance
- For memory back up in electronic devices
- Minimum self-discharging
- Wide temperature range: -25°C to +70°C
- Capacitance tolerance: -20% to +80%

For quantities greater than listed, call for quote

MOUSER STOCK NO.	Cap. (Farad)	Dimensions (In.) D	L	Price Each 1	100	500
555-47Z5.5	.047	.53	.30	1.76	1.54	1.35
555-100Z5.5	.1	.53	.30	2.31	1.96	1.62
555-220Z5.5	.22	.53	.30	2.43	2.06	1.69
555-470Z5.5	.47	.85	.31	4.07	3.45	2.85
555-1.0Z5.5	1	.85	.31	5.05	4.46	3.54

RADIAL LEADS TWSS TYPE

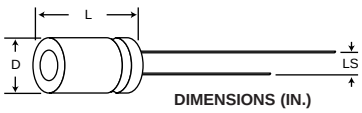

DIMENSIONS (IN.)

- Operating temperature: -40°C to +85°C

Rated Voltage	10	16	25	35	50
DF%	19	16	14	12	10

10 Volt (13V Surge)

For quantities greater than listed, call for quote.

MOUSER STOCK NO.	Value (µF)	Case DxL (In.) Max.	LS (In.)	Price Each 1	100	500	1000
208-10V100	100	.20 x .44	.08	.39	.26	.24	.22
208-10V220	220	.31 x .44	.10	.49	.33	.30	.27
208-10V470	470	.32 x .49	.14	.65	.50	.45	.41
208-10V1000	1000	.39 x .59	.20	.90	.69	.63	.57
208-10V2200	2200	.63 x .98	.20	1.35	1.12	1.02	.93
208-10V3300	3300	.50 x .99	.20	1.69	1.41	1.28	1.16
208-10V4700	4700	.63 x .99	.30	2.15	1.79	1.63	1.48
208-10V6800	6800	.64 x 1.21	.30	3.13	2.61	2.37	2.15

16 Volt (20V Surge)

For quantities greater than listed, call for quote.

MOUSER STOCK NO.	Value (µF)	Case DxL (In.) Max.	LS (In.)	Price Each 1	100	500	1000
208-16V47	47	.20 x .44	.08	.39	.26	.24	.22
208-16V100	100	.31 x .44	.10	.46	.31	.28	.25
208-16V220	220	.32 x .44	.14	.57	.38	.35	.31
208-16V330	330	.32 x .49	.14	.70	.47	.42	.39
208-16V470	470	.39 x .50	.20	.75	.58	.52	.48
208-16V1000	1000	.40 x .79	.20	1.20	.93	.84	.77
208-16V2200	2200	.49 x .98	.20	1.76	1.47	1.34	1.21
208-16V3300	3300	.63 x 1.24	.30	2.30	1.92	1.74	1.58
208-16V4700	4700	.64 x 1.24	.30	3.04	2.53	2.30	2.09

25 Volt (32V Surge)

For quantities greater than listed, call for quote.

MOUSER STOCK NO.	Value (µF)	Case DxL (In.) Max.	LS (In.)	Price Each 1	100	500	1000
208-25V33	33	.20 x .44	.08	.40	.27	.24	.22
208-25V47	47	.25 x .44	.08	.43	.29	.26	.24
208-25V100	100	.25 x .44	.10	.50	.33	.30	.27
208-25V220	220	.32 x .49	.14	.78	.60	.54	.45
208-25V330	330	.39 x .49	.20	.79	.61	.55	.50
208-25V470	470	.39 x .59	.20	1.09	.84	.77	.70
208-25V1000	1000	.49 x .79	.20	1.47	1.22	1.11	1.01
208-25V2200	2200	.63 x .98	.30	2.51	2.10	1.90	1.73

35 Volt (44V Surge)

For quantities greater than listed, call for quote.

MOUSER STOCK NO.	Value (µF)	Case DxL (In.) Max.	LS (In.)	Price Each 1	100	500	1000
208-35V33	33	.20 x .44	.08	.45	.30	.27	.25
208-35V47	47	.25 x .44	.10	.45	.30	.27	.25
208-35V100	100	.39 x .49	.14	.60	.40	.37	.33
208-35V220	220	.39 x .49	.20	.79	.61	.55	.50
208-35V330	330	.39 x .59	.20	1.13	.87	.79	.72
208-35V470	470	.40 x .82	.20	1.26	.97	.88	.80
208-35V1000	1000	.50 x .99	.20	1.76	1.47	1.34	1.21
208-35V2200	2200	.64 x 1.22	.30	3.76	3.13	2.85	2.59

50 Volt (63V Surge)

For quantities greater than listed, call for quote.

MOUSER STOCK NO.	Value (µF)	Case DxL (In.) Max.	LS (In.)	Price Each 1	100	500	1000
208-50V0.47	.47	.20 x .44	.08	.31	.21	.19	.17
208-50V1.0	1.0	.20 x .44	.08	.31	.21	.19	.17
208-50V2.2	2.2	.20 x .44	.08	.31	.21	.19	.17
208-50V3.3	3.3	.20 x .44	.08	.31	.21	.19	.17
208-50V4.7	4.7	.20 x .44	.08	.31	.21	.19	.19
208-50V10	10	.20 x .44	.08	.35	.23	.21	.19
208-50V22	22	.20 x .44	.08	.47	.31	.28	.26
208-50V33	33	.24 x .44	.10	.53	.35	.32	.29
208-50V47	47	.25 x .44	.10	.53	.35	.32	.29
208-50V100	100	.32 x .49	.14	.78	.60	.54	.45
208-50V220	220	.39 x .79	.20	1.08	.83	.75	.69
208-50V330	330	.49 x .79	.20	1.40	1.17	1.06	.97
208-50V470	470	.49 x .79	.20	1.65	1.37	1.25	1.14
208-50V1000	1000	.63 x .99	.30	2.65	2.20	2.00	1.82

100 Volt (125V Surge)

- Tolerance: 20%

For quantities greater than listed, call for quote.

MOUSER STOCK NO.	Value (µF)	Case DxL (In.) Max.	LS (In.)	Price Each 1	100	500	1000
208-100V4.7	4.7	.20 x .44	.08	.47	.32	.29	.26
208-100V10	10	.25 x .44	.10	.60	.40	.36	.33
208-100V22	22	.32 x .45	.14	.73	.49	.44	.40
208-100V47	47	.40 x .63	.20	1.09	.84	.76	.70
208-100V100	100	.49 x .79	.20	1.41	1.17	1.06	.97
208-100V220	220	.62 x .98	.34	2.42	2.02	1.84	1.67

160 Volt (200V Surge)

- Tolerance: 10%

For quantities greater than listed, call for quote.

MOUSER STOCK NO.	Value (µF)	Case DxL (In.) Max.	LS (In.)	Price Each 1	100	500	1000
208-160V1.0	1.0	.25 x .44	.10	.45	.28	.25	.23
208-160V2.2	2.2	.25 x .44	.10	.48	.32	.29	.26
208-160V4.7	4.7	.31 x .45	.14	.60	.40	.36	.33
208-160V10	10	.39 x .49	.20	.72	.48	.44	.40
208-160V22	22	.40 x .80	.30	1.22	1.02	.93	.84
208-160V47	47	.49 x .98	.20	1.68	1.40	1.27	1.16
208-160V100	100	.63 x .98	.30	2.31	1.92	1.75	1.59

250 Volt (300V Surge)

- Tolerance: 10%

For quantities greater than listed, call for quote.

208-250V1.0	1.0	.25 x .44	.10	.54	.36	.33	.29
208-250V2.2	2.2	.32 x .45	.14	.59	.39	.36	.32
208-250V3.3	3.3	.39 x .49	.20	.66	.44	.40	.37
208-250V4.7	4.7	.39 x .49	.20	.72	.53	.48	.44
208-250V10	10	.39 x .79	.20	1.06	.81	.74	.67
208-250V22	22	.49 x .98	.20	1.36	1.13	1.02	.93
208-250V47	47	.63 x .98	.30	2.08	1.73	1.58	1.43

450 Volt (500V Surge)

- Tolerance: 10%

For quantities greater than listed, call for quote.

MOUSER STOCK NO.	Value (µF)	Case DxL (In.) Max.	LS (In.)	Price Each 1	100	500	1000
208-450V1.0	1.0	.39 x .50	.20	.67	.45	.41	.37
208-450V2.2	2.2	.39 x .63	.20	.92	.71	.65	.59
208-450V4.7	4.7	.49 x .79	.20	1.25	.96	.87	.79
208-450V10	10	.49 x .98	.20	1.51	1.26	1.14	1.04

AXIAL LEADS

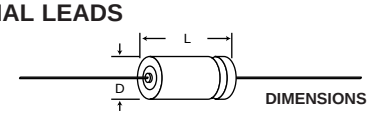

DIMENSIONS (IN.)

100 Volt (125V Surge)

For quantities greater than listed, call for quote.

MOUSER STOCK NO.	Value (µF)	Case DxL (In.) Max.	Price Each 1	100	500	1000
19AX033	33	.39 x 1.24	1.00	.77	.70	.64

TWSS SERIES ELECTROLYTIC CAPACITOR KIT

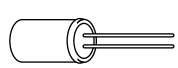

- 85 pieces
- 12 different values
- 1.0µF - 100µF
- ±20%
- -40°C to +85°C

Contains:

@25VDC **5 Each:** 100, 220, 470,1000µF
@35VDC **5 Each:** 33, 47 µF
@50VDC **5 Each:** 22µF
10 Each: 1.0, 2.2, 3.3, 4.7,10µF

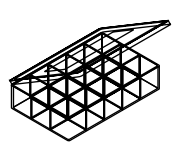

MOUSER STOCK NO.	Price Each
370-208-25	33.95

TYPE BW BI-POLAR ELECTROLYTICS

Specifications:

- Operating temp.: -25°C to +85°C
- Leakage current: I=0.03CV +4µA (max.)
- 20% tolerance
- Dissipation factor: .15 max. @ 1KHz, .50 max. @ 10KHz

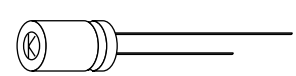

50VDC (63V Surge)

For quantities greater than listed, call for quote.

MOUSER STOCK NO.	Value (µF)	Case D x L (In.) Max.	LS (In.)	Price Each 1	100	500	1000
19NT001	1.0	.25 x .44	.10	.54	.36	.33	Call For Quote
19NT002	2.2	.32 x .44	.14	.59	.39	.36	
19NT005	4.7	.32 x .44	.14	.63	.42	.38	
19NT010	10	.40 x .63	.20	.71	.55	.50	
19NT047	47	.63 x .98	.30	1.80	1.50	1.36	

MS-7 SERIES MICRO-MINIATURE CAPACITORS

- Capacitance tolerance: ±20%
- Leakage current: 0.01CV or 3µA, whichever is greater
- Operating temperature range: -40°C to +85°C

6.3 Volt (8V Surge)

For quantities greater than listed, call for quote.

MOUSER STOCK NO.	Value (µF)	Case Size D x L (In.) Max.	LS (In.)	Price Each 1	100	500
202-6.3V47	47	.20 x .28	.08	.58	.38	.35
202-6.3V100	100	.20 x .28	.10	.58	.38	.35

16 Volt (20V Surge)

For quantities greater than listed, call for quote.

MOUSER STOCK NO.	Value (µF)	Case Size D x L (In.) Max.	LS (In.)	Price Each 1	100	500
202-16V10	10	.16 x .28	.06	.44	.29	.26
202-16V22	22	.20 x .28	.08	.52	.35	.21
202-16V47	47	.25 x .28	.10	.58	.38	.35

DIMENSIONS (IN.)

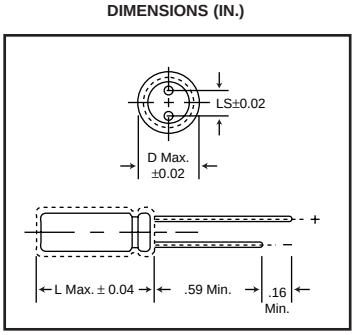

25 Volt (32V Surge)

For quantities greater than listed, call for quote.

MOUSER STOCK NO.	Value (µF)	Case Size D x L (In.) Max.	LS (In.)	Price Each 1	100	500
202-25V4.7	4.7	.16 x .28	.06	.44	.29	.26

35 Volt (44V Surge)

For quantities greater than listed, call for quote.

MOUSER STOCK NO.	Value (µF)	Case Size D x L (In.) Max.	LS (In.)	Price Each 1	100	500
202-35V22	22	.25 x .28	.10	.58	.38	.35
202-35V33	33	.25 x .28	.10	.58	.38	.35

50 Volt (63V Surge)

For quantities greater than listed, call for quote.

MOUSER STOCK NO.	Value (µF)	Case Size D x L (In.) Max.	LS (In.)	Price Each 1	100	500
202-50V1.0	1.0	.16 x .28	.06	.44	.29	.26
202-50V2.2	2.2	.16 x .28	.06	.44	.29	.26

SKR SERIES RADIAL TYPE

SKR series is more suitable for electronics products which require small size, such as stereo radios, TV sets, etc.

- Operating temperature range: -40°C to +85°C @ 10 to 100VDC, -25°C to +85°C @ 160 to 450VDC
- Capacitance tolerance (120Hz 25°C): ± 20% (M)

DIMENSIONS IN. (mm)

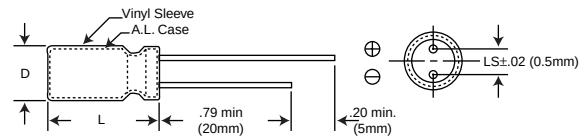

WVDC	10	16	25	35	50	63	100	160	250	350	450
DF (tanδ)	.20	.17	.15	.12	.10	.10	.08	.20	.20	.25	.25

10 Volt (13 Volt Surge)

For quantities greater than listed, call for quote.

MOUSER STOCK NO.	Value (µF)	Case DxL (mm)	Case DxL (In.)	LS (In.)	Price Each 1	50	100	500
539-SKR10V47	47	5 x 11	.20 x .44	.08	.10	.08	.06	.048
539-SKR10V100	100	5 x 11	.20 x .44	.08	.14	.10	.083	.066
539-SKR10V220	220	6.3 x 11	.25 x .44	.10	.16	.12	.098	.078
539-SKR10V330	330	8 x 11	.31 x .44	.14	.22	.16	.14	.11
539-SKR10V470	470	8 x 11	.31 x .44	.14	.24	.18	.15	.12
539-SKR10V1000	1000	10 x 16	.40 x .63	.20	.36	.27	.23	.18
539-SKR10V2200	2200	13 x 21	.51 x .83	.20	.74	.57	.48	.38
539-SKR10V3300	3300	13 x 21	.51 x .83	.20	.94	.71	.59	.47
539-SKR10V4700	4700	16 x 25	.63 x .98	.30	1.19	.90	.75	.60
539-SKR10V6800	6800	16 x 32	.63 x 1.26	.30	1.76	1.33	1.10	.88
539-SKR10V10000	10000	18 x 35	.71 x 1.38	.30	2.41	1.82	1.51	1.21

16 Volt (20 Volt Surge)

For quantities greater than listed, call for quote.

539-SKR16V33	33	5 x 11	.20 x .44	.08	.10	.08	.06	.048
539-SKR16V47	47	5 x 11	.20 x .44	.08	.10	.08	.06	.048
539-SKR16V100	100	6.3 x 11	.25 x .44	.10	.14	.10	.083	.066
539-SKR16V220	220	8 x 11	.31 x .44	.14	.20	.15	.13	.098
539-SKR16V330	330	8 x 11	.31 x .44	.14	.26	.20	.16	.13
539-SKR16V470	470	10 x 13	.40 x .51	.20	.29	.23	.18	.15
539-SKR16V1000	1000	10 x 21	.40 x .83	.20	.44	.34	.28	.22
539-SKR16V2200	2200	13 x 21	.51 x .83	.20	.80	.60	.50	.40
539-SKR16V3300	3300	13 x 26	.51 x 1.02	.20	1.06	.80	.67	.53
539-SKR16V4700	4700	16 x 32	.63 x 1.26	.30	1.80	1.37	1.13	.90
539-SKR16V6800	6800	18 x 35	.71 x 1.38	.30	2.44	1.83	1.53	1.22
539-SKR16V10000	10000	18 x 42	.71 x 1.65	.30	2.87	2.16	1.80	1.44

25 Volt (32 Volt Surge)

For quantities greater than listed, call for quote.

539-SKR25V10	10	5 x 11	.20 x .44	.08	.10	.08	.06	.048
539-SKR25V22	22	5 x 11	.20 x .44	.08	.10	.08	.06	.048
539-SKR25V33	33	5 x 11	.20 x .44	.08	.10	.08	.06	.048
539-SKR25V47	47	5 x 11	.20 x .44	.08	.12	.09	.073	.058
539-SKR25V100	100	6.3 x 11	.25 x .44	.10	.20	.15	.13	.098
539-SKR25V220	220	8 x 11	.31 x .44	.14	.22	.16	.14	.11
539-SKR25V330	330	10 x 13	.40 x .51	.20	.36	.27	.23	.18
539-SKR25V470	470	10 x 16	.40 x .63	.20	.36	.27	.23	.18
539-SKR25V1000	1000	13 x 21	.51 x .83	.20	.62	.47	.39	.31
539-SKR25V2200	2200	13 x 26	.51 x 1.02	.20	1.08	.81	.73	.54
539-SKR25V3300	3300	16 x 32	.63 x 1.26	.30	1.58	1.19	.99	.79
539-SKR25V4700	4700	18 x 35	.71 x 1.38	.30	2.04	1.53	1.28	1.02
539-SKR25V6800	6800	18 x 42	.71 x 1.65	.30	2.90	2.18	1.81	1.45

35 Volt (44 Volt Surge)

For quantities greater than listed, call for quote.

539-SKR35V10	10	5 x 11	.20 x .44	.08	.10	.08	.06	.048
539-SKR35V22	22	5 x 11	.20 x .44	.08	.12	.09	.073	.058
539-SKR35V33	33	5 x 11	.20 x .44	.08	.12	.09	.073	.058
539-SKR35V47	47	6.3 x 11	.25 x .44	.10	.14	.10	.083	.066
539-SKR35V100	100	8 x 11	.31 x .44	.14	.30	.23	.19	.15
539-SKR35V220	220	10 x 13	.40 x .51	.20	.30	.23	.19	.15
539-SKR35V330	330	10 x 16	.40 x .63	.20	.38	.29	.24	.19
539-SKR35V470	470	10 x 21	.40 x .83	.20	.46	.35	.29	.23
539-SKR35V1000	1000	13 x 21	.51 x .83	.20	.82	.62	.51	.41
539-SKR35V2200	2200	16 x 32	.63 x 1.26	.30	1.58	1.19	.99	.79
539-SKR35V3300	3300	18 x 35	.71 x 1.38	.30	2.40	1.80	1.50	1.20
539-SKR35V4700	4700	18 x 42	.71 x 1.65	.30	2.76	2.07	1.73	1.38

50 Volt (63 Volt Surge)

For quantities greater than listed, call for quote.

539-SKR50V0.47	.47	5 x 11	.20 x .44	.08	.10	.08	.06	.048
539-SKR50V1.0	1.0	5 x 11	.20 x .44	.08	.10	.08	.06	.048
539-SKR50V2.2	2.2	5 x 11	.20 x .44	.08	.10	.08	.06	.048
539-SKR50V3.3	3.3	5 x 11	.20 x .44	.08	.10	.08	.06	.048
539-SKR50V4.7	4.7	5 x 11	.20 x .44	.08	.10	.08	.06	.048
539-SKR50V10	10	5 x 11	.20 x .44	.08	.10	.08	.06	.048
539-SKR50V22	22	5 x 11	.20 x .44	.08	.12	.09	.073	.058
539-SKR50V33	33	6.3 x 11	.25 x .44	.10	.14	.10	.083	.066
539-SKR50V47	47	6.3 x 11	.25 x .44	.10	.16	.12	.098	.078
539-SKR50V100	100	8 x 11	.31 x .44	.14	.30	.23	.19	.15
539-SKR50V220	220	10 x 16	.40 x .63	.20	.40	.30	.25	.20
539-SKR50V330	330	10 x 21	.40 x .83	.20	.50	.38	.31	.25
539-SKR50V470	470	13 x 21	.51 x .83	.20	.64	.48	.40	.32
539-SKR50V1000	1000	16 x 25	.63 x .98	.30	1.18	.89	.74	.59
539-SKR50V2200	2200	18 x 35	.71 x 1.38	.30	2.14	1.61	1.34	1.07
539-SKR50V3300	3300	18 x 42	.71 x 1.65	.30	3.68	2.76	2.30	1.84

63 Volt (79 Volt Surge)

For quantities greater than listed, call for quote.

539-SKR63V1.0	1.0	5 x 11	.20 x .44	.08	.10	.08	.06	.048
539-SKR63V2.2	2.2	5 x 11	.20 x .44	.08	.10	.08	.06	.048
539-SKR63V3.3	3.3	5 x 11	.20 x .44	.08	.10	.08	.06	.048
539-SKR63V4.7	4.7	5 x 11	.20 x .44	.08	.10	.08	.06	.048
539-SKR63V10	10	5 x 11	.20 x .44	.10	.12	.09	.073	.058
539-SKR63V22	22	6.3 x 11	.25 x .44	.10	.14	.10	.083	.066
539-SKR63V33	33	6.3 x 11	.25 x .44	.10	.14	.10	.083	.066
539-SKR63V47	47	8 x 11	.31 x .44	.14	.20	.15	.13	.098
539-SKR63V100	100	10 x 13	.40 x .51	.20	.32	.24	.20	.16
539-SKR63V220	220	10 x 21	.40 x .83	.20	.48	.36	.30	.24
539-SKR63V330	330	13 x 21	.51 x .83	.20	.68	.51	.43	.34
539-SKR63V470	470	13 x 26	.51 x 1.02	.20	.88	.66	.55	.44
539-SKR63V1000	1000	10 x 32	.63 x 1.26	.30	1.60	1.20	1.00	.80

100 Volt (125 Volt Surge)

For quantities greater than listed, call for quote.

MOUSER STOCK NO.	Value (µF)	Case DxL (mm)	Case DxL (In.)	LS (In.)	Price Each 1	50	100	500
539-SKR100V0.47	.47	5 x 11	.20 x .44	.08	.10	.08	.06	.048
539-SKR100V1.0	1.0	5 x 11	.20 x .44	.08	.10	.08	.06	.048
539-SKR100V2.2	2.2	5 x 11	.20 x .44	.08	.10	.08	.06	.048
539-SKR100V3.3	3.3	5 x 11	.20 x .44	.08	.10	.08	.06	.048
539-SKR100V4.7	4.7	5 x 11	.20 x .44	.08	.10	.08	.06	.048
539-SKR100V10	10	6.3 x 11	.25 x .44	.10	.14	.10	.083	.066
539-SKR100V22	22	8 x 11	.31 x .44	.14	.20	.15	.13	.098
539-SKR100V33	33	10 x 13	.40 x .51	.20	.34	.25	.21	.17
539-SKR100V47	47	10 x 16	.40 x .63	.20	.36	.27	.23	.18
539-SKR100V100	100	13 x 21	.51 x .83	.20	.60	.45	.38	.30
539-SKR100V220	220	16 x 25	.63 x .98	.30	1.14	.85	.71	.57
539-SKR100V330	330	16 x 25	.63 x .98	.30	1.51	1.14	.95	.76
539-SKR100V470	470	16 x 32	.63 x 1.26	.30	1.65	1.24	1.03	.83

160 Volt (200 Volt Surge)

For quantities greater than listed, call for quote.

539-SKR160V2.2	2.2	6.3 x 11	.25 x .44	.10	.16	.12	.098	.078
539-SKR160V3.3	3.3	6.3 x 11	.25 x .44	.10	.22	.16	.14	.11
539-SKR160V4.7	4.7	6.3 x 11	.25 x .44	.10	.22	.16	.14	.11
539-SKR160V10	10	8 x 11	.31 x .44	.14	.26	.20	.18	.15
539-SKR160V22	22	10 x 16	.40 x .63	.20	.42	.33	.27	.21
539-SKR160V33	33	10 x 21	.40 x .83	.20	.53	.41	.33	.27
539-SKR160V47	47	13 x 21	.51 x .83	.20	.94	.71	.59	.47
539-SKR160V100	100	13 x 26	.51 x 1.02	.20	1.12	.84	.69	.56
539-SKR160V220	220	16 x 35	.63 x 1.38	.30	2.18	2.09	1.65	1.23
539-SKR160V330	330	18 x 42	.71 x 1.65	.30	3.23	2.43	2.02	1.62

250 Volt (300 Volt Surge)

For quantities greater than listed, call for quote.

MOUSER STOCK NO.	Value (µF)	Case DxL (mm)	Case DxL (In.)	LS (In.)	Price Each 1	50	100	500
539-SKR250V1.0	1.0	6.3 x 11	.25 x .44	.10	.22	.16	.14	.11
539-SKR250V2.2	2.2	6.3 x 11	.25 x .44	.10	.22	.16	.14	.11
539-SKR250V3.3	3.3	8 x 11	.31 x .44	.14	.30	.23	.20	.15
539-SKR250V4.7	4.7	8 x 11	.31 x .44	.14	.30	.23	.20	.15
539-SKR250V10	10	10 x 16	.40 x .63	.20	.40	.30	.25	.20
539-SKR250V22	22	13 x 21	.51 x .83	.20	.74	.57	.48	.38
539-SKR250V33	33	13 x 21	.51 x .83	.20	.84	.63	.53	.42
539-SKR250V47	47	13 x 26	.51 x 1.02	.20	1.04	.78	.65	.52
539-SKR250V100	100	16 x 32	.63 x 1.26	.30	1.92	1.46	1.20	.96

350 Volt (400 Volt Surge)

For quantities greater than listed, call for quote.

539-SKR350V1.0	1.0	6.3 x 11	.25 x .44	.10	.27	.20	.17	.13
539-SKR350V2.2	2.2	6.3 x 11	.25 x .44	.10	.28	.21	.18	.14
539-SKR350V3.3	3.3	8 x 11	.31 x .44	.14	.36	.27	.23	.18
539-SKR350V4.7	4.7	8 x 11	.31 x .44	.14	.48	.36	.30	.24
539-SKR350V10	10	10 x 16	.40 x .63	.20	.63	.45	.38	.30
539-SKR350V22	22	13 x 21	.51 x .83	.20	1.00	.75	.63	.50
539-SKR350V33	33	13 x 21	.51 x .83	.20	1.36	1.02	.85	.68
539-SKR350V47	47	13 x 26	.51 x 1.02	.20	1.88	1.41	1.18	.94
539-SKR350V100	100	16 x 32	.63 x 1.26	.30	3.38	2.54	2.11	1.69

450 Volt (500 Volt Surge)

For quantities greater than listed, call for quote.

MOUSER STOCK NO.	Value (µF)	Case DxL (mm)	Case DxL (In.)	LS (In.)	Price Each 1	50	100	500
539-SKR450V1.0	1.0	8 x 11	.31 x .44	.14	.26	.20	.18	.15
539-SKR450V2.2	2.2	10 x 13	.40 x .51	.20	.36	.27	.23	.18
539-SKR450V3.3	3.3	10 x 16	.40 x .63	.20	.63	.45	.38	.30
539-SKR450V4.7	4.7	10 x 18	.40 x .71	.20	.82	.62	.51	.41
539-SKR450V10	10	13 x 21	.51 x .83	.20	.86	.65	.54	.46
539-SKR450V22	22	16 x 25	.63 x .98	.30	1.60	1.20	1.00	.80
539-SKR450V33	33	16 x 32	.63 x 1.26	.30	2.12	1.59	1.33	1.06
539-SKR450V47	47	18 x 35	.71 x 1.38	.30	2.84	2.13	1.78	1.42

TKR Series is fit for those consumer products which require to withstand high temperature and high reliability. Suitable for consumer electronic equipment, telecommunication equipment and general industry products, etc.

- Operating temperature range: -40°C to +105°C @ 10 to 100VDC
- Capacitance tolerance (120Hz 25°C): ± 20% (M)
- High temperature: -40°C to +105°C

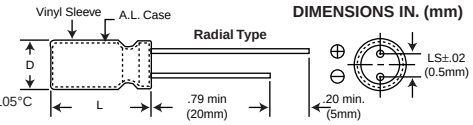

WVDC	10	16	25	35	50	100	160	450
DF (tanδ)	.20	.17	.15	.12	.10	.08	.20	.25

SKA Series is more suitable for consumer electronic equipment, such as stereo radios, TV sets, etc.

- Operating temperature range: -40°C to +85°C @ 10 to 100VDC, -25°C to +85°C @ 160 to 450VDC
- Capacitance tolerance (120Hz 25°C): ± 20% (M)

DIMENSIONS IN. (mm)

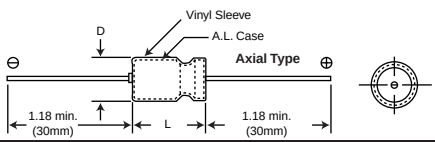

WVDC	10	16	25	35	50	100	160	450
DF (tanδ)	.20	.17	.15	.12	.10	.08	.20	.25

SKA SERIES ALUMINUM ELECTROLYTYICS

10 Volt (13 Volt Surge)

For quantities greater than listed, call for quote.

MOUSER STOCK NO.	Value (µF)	Case DxL (mm)	Case DxL (In.)	Price Each 1	50	100	500
539-SKAN10V100	100	6 x 16	.24 x .63	.30	.26	.21	.17
539-SKA10V470	470	8 x 16	.31 x .63	.37	.32	.26	.21
539-SKA10V1000	1000	10 x 22	.40 x .87	.56	.48	.42	.33
539-SKA10V2200	2200	13 x 27	.51 x 1.06	.91	.78	.65	.52

16 Volt (20 Volt Surge)

For quantities greater than listed, call for quote.

539-SKAN16V47	47	6 x 12.5	.24 x .50	.26	.23	.19	.15
539-SKAN16V100	100	6 x 16	.24 x .63	.33	.29	.24	.19
539-SKA16V220	220	8 x 16	.31 x .63	.35	.30	.25	.20
539-SKAN16V330	330	8 x 20	.31 x .79	.37	.32	.26	.21
539-SKAN16V470	470	10 x 16	.39 x .63	.42	.36	.30	.24
539-SKA16V1000	1000	10 x 27	.39 x 1.06	.75	.65	.54	.43
539-SKAN16V2200	2200	13 x 30	.51 x 1.19	1.02	.87	.73	.58
539-SKAN16V3300	3300	16 x 30	.63 x 1.19	1.26	1.08	.90	.72

25 Volt (32 Volt Surge)

For quantities greater than listed, call for quote.

539-SKAN25V33	33	6 x 12.5	.24 x .50	.28	.24	.20	.16
539-SKAN25V47	47	6 x 12.5	.24 x .50	.30	.26	.21	.17
539-SKAN25V100	100	8 x 16	.31 x .63	.33	.29	.24	.19
539-SKAN25V220	220	8 x 20	.31 x .79	.37	.32	.26	.21
539-SKAN25V330	330	10 x 16	.40 x .63	.42	.36	.30	.24
539-SKA25V470	470	10 x 22	.40 x .87	.53	.45	.38	.30
539-SKAN25V1000	1000	13 x 25	.51 x .99	.82	.71	.59	.47
539-SKAN25V2200	2200	16 x 30	.63 x 1.19	1.26	1.08	.90	.72

35 Volt (44 Volt Surge)

For quantities greater than listed, call for quote.

539-SKA35V22	22	6.3 x 13	.25 x .51	.26	.23	.19	.15
539-SKAN35V33	33	6 x 16	.31 x .63	.28	.24	.20	.16
539-SKAN35V47	47	6 x 16	.31 x .63	.30	.26	.21	.17
539-SKA35V100	100	8 x 16	.31 x .63	.35	.30	.25	.20
539-SKAN35V220	220	10 x 16	.40 x .63	.42	.36	.30	.24
539-SKA35V330	330	10 x 22	.40 x .87	.53	.45	.38	.30
539-SKAN35V470	470	10 x 25	.40 x .99	.61	.53	.44	.35
539-SKA35V1000	1000	13 x 32	.51 x 1.26	1.02	.87	.73	.58

50 Volt (63 Volt Surge)

For quantities greater than listed, call for quote.

539-SKAN50V1.0	1.0	5 x 12.5	.20 x .50	.26	.23	.19	.15
539-SKAN50V2.2	2.2	6.3 x 13	.25 x .51	.26	.23	.19	.15
539-SKAN50V3.3	3.3	5 x 12.5	.20 x .50	.26	.23	.19	.15
539-SKAN50V4.7	4.7	5 x 12.5	.20 x .50	.26	.23	.19	.15
539-SKAN50V10	10	5 x 12.5	.20 x .50	.28	.24	.20	.16
539-SKAN50V22	22	6 x 16	.31 x .63	.30	.26	.21	.17
539-SKA50V33	33	6.3 x 16	.25 x .63	.30	.26	.21	.17
539-SKAN50V47	47	8 x 16	.32 x .63	.30	.26	.21	.17
539-SKAN50V100	100	8 x 20	.32 x .79	.37	.32	.26	.21
539-SKAN50V220	220	10 x 20	.39 x .79	.53	.45	.38	.30
539-SKAN50V330	330	10 x 25	.39 x .99	.63	.54	.45	.36
539-SKAN50V470	470	13 x 25	.51 x .99	.84	.72	.60	.48
539-SKAN50V1000	1000	16 x 30	.63 x 1.19	1.28	1.10	.91	.73

100 Volt (125 Volt Surge)

For quantities greater than listed, call for quote.

539-SKA100V1.0	1.0	6.3 x 13	.25 x .51	.28	.24	.20	.16
539-SKA100V3.3	3.3	6.3 x 13	.25 x .51	.28	.24	.20	.16
539-SKA100V10	10	6.3 x 16	.25 x .63	.30	.26	.21	.17
539-SKAN100V22	22	8 x 16	.31 x .63	.37	.32	.26	.21
539-SKAN100V33	33	8 x 21	.31 x .83	.42	.36	.30	.24
539-SKAN100V47	47	10 x 20	.39 x .79	.44	.38	.31	.25

160 Volt (200 Volt Surge)

For quantities greater than listed, call for quote.

539-SKAN160V10	10	10 x 22	.40 x .87	.60	.51	.43	.34

450 Volt (500 Volt Surge)

For quantities greater than listed, call for quote.

539-SKA450V33	33	18 x 43	.71 x 1.69	4.24	3.63	3.03	2.42

TKR SERIES HIGH TEMPERATURE ELECTROLYTICS

10 Volt (13 Volt Surge)

For quantities greater than listed, call for quote.

MOUSER STOCK NO.	Value (µF)	Case DxL (mm)	Case DxL (In.)	LS (In.)	Price Each 1	50	100	500
539-TKR10V100	100	5 x 11	.20 x .44	.10	.13	.12	.098	.079

16 Volt (20 Volt Surge)

For quantities greater than listed, call for quote.

539-TKR16V33	33	5 x 11	.20 x .44	.08	.11	.09	.073	.058
539-TKR16V47	47	5 x 11	.20 x .44	.08	.11	.09	.073	.058
539-TKR16V100	100	6.3 x 11	.25 x .44	.10	.13	.12	.098	.079
539-TKR16V220	220	8 x 11	.31 x .44	.14	.21	.19	.16	.12
539-TKR16V330	330	8 x 11	.31 x .44	.14	.28	.24	.20	.16
539-TKR16V470	470	10 x 13	.40 x .51	.20	.33	.29	.23	.19
539-TKR16V1000	1000	10 x 21	.40 x .83	.20	.48	.41	.34	.27
539-TKR16V2200	2200	13 x 21	.51 x .83	.20	.85	.72	.60	.48
539-TKR16V4700	4700	16 x 32	.63 x 1.26	.30	1.87	1.61	1.33	1.05

25 Volt (32 Volt Surge)

For quantities greater than listed, call for quote.

539-TKR25V22	22	5 x 11	.20 x .44	.08	.11	.09	.073	.058
539-TKR25V33	33	5 x 11	.20 x .44	.08	.11	.09	.073	.058
539-TKR25V47	47	5 x 11	.20 x .44	.08	.13	.12	.098	.079
539-TKR25V100	100	6.3 x 11	.25 x .44	.10	.18	.16	.12	.10
539-TKR25V220	220	8 x 11	.31 x .44	.14	.28	.24	.20	.16
539-TKR25V330	330	10 x 13	.39 x .51	.16	.37	.33	.27	.21
539-TKR25V470	470	10 x 16	.40 x .63	.20	.40	.34	.28	.23
539-TKR25V1000	1000	13 x 21	.51 x .83	.20	.70	.60	.50	.40
539-TKR25V2200	2200	13 x 26	.51 x 1.02	.20	1.27	.92	.86	.71

35 Volt (44 Volt Surge)

For quantities greater than listed, call for quote.

539-TKR35V1000	1000	13 x 21	.51 x .83	.20	.86	.74	.62	.49

50 Volt (63 Volt Surge)

For quantities greater than listed, call for quote.

539-TKR50V1.0	1.0	5 x 11	.20 x .44	.08	.11	.09	.073	.058
539-TKR50V2.2	2.2	5 x 11	.20 x .44	.08	.11	.09	.073	.058
539-TKR50V3.3	3.3	5 x 11	.20 x .44	.08	.11	.09	.073	.058
539-TKR50V4.7	4.7	5 x 11	.20 x .44	.08	.11	.09	.073	.058
539-TKR50V10	10	5 x 11	.20 x .44	.08	.11	.09	.073	.058
539-TKR50V22	22	5 x 11	.20 x .44	.08	.13	.12	.098	.079
539-TKR50V33	33	6.3 x 11	.25 x .44	.10	.18	.16	.13	.10
539-TKR50V47	47	6.3 x 11	.25 x .44	.10	.18	.16	.13	.10
539-TKR50V100	100	8 x 11	.31 x .44	.14	.28	.24	.19	.16
539-TKR50V220	220	10 x 16	.40 x .63	.20	.40	.34	.28	.23
539-TKR50V330	330	10 x 21	.40 x .83	.20	.53	.45	.38	.30
539-TKR50V470	470	13 x 21	.51 x .83	.20	.65	.56	.46	.37
539-TKR50V1000	1000	16 x 25	.63 x .98	.30	1.27	.92	.86	.71
539-TKR50V2200	2200	18 x 35	.71 x 1.38	.30	2.27	1.96	1.68	1.36

100 Volt (125 Volt Surge)

For quantities greater than listed, call for quote.

539-TKR100V0.47	.47	5 x 11	.20 x .44	.08	.11	.09	.073	.058
539-TKR100V1.0	1.0	5 x 11	.20 x .44	.08	.11	.09	.073	.058
539-TKR100V2.2	2.2	5 x 11	.20 x .44	.08	.11	.09	.073	.058
539-TKR100V3.3	3.3	5 x 11	.20 x .44	.08	.11	.09	.073	.058
539-TKR100V4.7	4.7	5 x 11	.20 x .44	.08	.12	.11	.085	.068
539-TKR100V10	10	6.3 x 11	.25 x .44	.10	.18	.16	.13	.10
539-TKR100V22	22	8 x 11	.31 x .44	.14	.23	.20	.16	.13
539-TKR100V33	33	10 x 13	.40 x .51	.20	.34	.29	.24	.19
539-TKR100V47	47	10 x 16	.40 x .63	.20	.37	.33	.26	.21
539-TKR100V100	100	13 x 21	.51 x .83	.20	.64	.48	.40	.32
539-TKR100V220	220	16 x 25	.63 x .98	.30	1.23	1.05	.87	.70
539-TKR100V330	330	16 x 25	.63 x .98	.30	1.51	1.29	1.08	.86
539-TKR100V470	470	16 x 32	.63 x 1.26	.30	1.78	1.55	1.29	1.03

160 Volt (200 Volt Surge)

For quantities greater than listed, call for quote.

539-TKR160V1.0	1.0	6.3 x 11	.25 x .44	.10	.16	.13	.105	.085
539-TKR160V2.2	2.2	6.3 x 11	.25 x .44	.10	.16	.13	.105	.085
539-TKR160V10	10	8 x 11	.31 x .44	.14	.30	.24	.19	.16
539-TKR160V22	22	10 x 16	.40 x .63	.20	.50	.34	.28	.24
539-TKR160V33	33	10 x 21	.40 x .83	.20	.64	.51	.42	.34
539-TKR160V47	47	13 x 21	.51 x .83	.20	1.05	.83	.68	.55
539-TKR160V100	100	13 x 26	.51 x 1.02	.20	1.25	.99	.81	.66
539-TKR160V220	220	16 x 35	.63 x 1.38	.30	2.47	1.94	1.59	1.30

250 Volt (300 Volt Surge)

For quantities greater than listed, call for quote.

539-TKR250V1.0	1.0	6.3 x 11	.25 x .44	.10	.16	.13	.105	.085
539-TKR250V2.2	2.2	6.3 x 11	.25 x .44	.10	.16	.13	.105	.085
539-TKR250V4.7	4.7	8 x 11	.31 x .44	.14	.30	.24	.19	.16
539-TKR250V10	10	10 x 16	.40 x .63	.20	.50	.34	.28	.24
539-TKR250V22	22	13 x 21	.40 x .83	.20	.64	.51	.42	.34
539-TKR250V33	33	13 x 21	.51 x .83	.20	1.05	.83	.68	.55
539-TKR250V47	47	13 x 26	.51 x 1.02	.20	1.25	.99	.81	.66
539-TKR250V100	100	16 x 32	.63 x 1.38	.30	2.47	1.94	1.59	1.30

350 Volt (400 Volt Surge)

For quantities greater than listed, call for quote.

539-TKR350V2.2	2.2	8 x 11	.31 x .44	.14	.30	.24	.19	.16
539-TKR350V4.7	4.7	10 x 13	.40 x .51	.20	.45	.30	.24	.20
539-TKR350V10	10	10 x 21	.40 x .83	.20	.67	.53	.43	.35
539-TKR350V22	22	13 x 26	.51 x 1.02	.20	1.07	.84	.69	.56
539-TKR350V33	33	16 x 25	.63 x .98	.30	1.54	1.21	.99	.81
539-TKR350V47	47	16 x 35	.63 x 1.38	.30	2.02	1.59	1.30	1.06

400 Volt (450 Volt Surge)

For quantities greater than listed, call for quote.

539-TKR400V4.7	4.7	10 x 16	.40 x .63	.20	.50	.34	.28	.24
539-TKR400V10	10	13 x 21	.51 x .83	.20	.84	.56	.46	.40
539-TKR400V22	22	13 x 26	.51 x 1.02	.20	1.35	1.06	.87	.71
539-TKR400V33	33	16 x 32	.63 x 1.26	.30	1.76	1.18	.97	.84
539-TKR400V47	47	18 x 35	.71 x 1.38	.30	2.33	1.55	1.28	1.11

Aluminum Electrolytic Capacitors

MALLORY COMPUTER GRADE ALUMINUM ELECTROLYTICS

Specifications:

- Temperature range: -40° to +85°C

Mounting Hardware Sold Separately

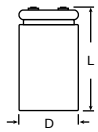

Mallory CGS Series Equivalents
Collins - CES Series
Cornell Dubilier - FAH Series
General Electric - 86F Series
Mepco-electra - 3186/91C & 91F Series
Nichicon - NSB Series
Rubycon - LSA Series
Sangamo - 500, DCM Series
Sprague - 36D, 36DX Series

MOUSER STOCK NO.	WVDC	Capacitance (µF)	Case DxL (in.)	Price Each			
				1	25	50	100
539-CGS16V15000	16	15000	1.375 x 2.625	10.21	8.63	7.28	5.70
539-CGS16V17000	16	17000	1.375 x 3.125	10.68	9.03	7.63	5.97
539-CGS16V23000	16	23000	2.0 x 3.125	12.95	10.94	9.24	7.24
539-CGS16V38000	16	38000	2.0 x 3.125	14.72	12.45	10.50	8.23
539-CGS16V50000	16	50000	2.0 x 3.125	17.61	14.88	11.68	9.84
539-CGS16V55000	16	55000	1.375 x 3.625	17.51	14.80	11.50	9.80
539-CGS16V100000	16	100000	3.0 x 5.125	41.99	35.50	29.96	23.48
539-CGS16V110000	16	110000	2.5 x 4.125	29.30	24.77	20.91	16.37
539-CGS16V120000	16	120000	3.0 x 3.625	38.48	32.53	27.46	21.51
539-CGS16V210000	16	210000	3.0 x 5.875	45.36	38.35	32.37	25.35
539-CGS25V5600	25	5,600	1.375 x 3.125	9.47	8.01	6.77	5.30
539-CGS25V8900	25	8,900	1.375 x 3.125	9.91	8.38	7.07	4.50
539-CGS25V12000	25	12,000	1.375 x 3.125	12.95	10.94	9.24	7.24
539-CGS25V18000	25	18000	1.375 x 4.125	13.13	11.11	9.37	7.35
539-CGS25V20000	25	20,000	2.0 x 3.125	14.48	12.25	10.33	8.10
539-CGS25V29000	25	29,000	2.0 x 4.125	15.97	13.50	11.40	8.93
539-CGS25V41000	25	41000	2.0 x 4.125	18.14	15.33	12.95	10.13
539-CGS30V8000	30	8000	1.375 x 3.125	9.86	8.34	7.04	5.51
539-CGS30V12000	30	12000	1.375 x 4.125	11.31	9.55	8.07	6.32
539-CGS30V100000	30	100000	3.0 x 5.625	49.89	42.17	35.60	27.88
539-CGS35V12000	35	12000	1.375 x 4.125	11.64	9.85	8.31	6.52
539-CGS35V21000	35	21000	2.0 x 3.125	15.97	13.50	11.40	8.93
539-CGS40V2200	40	2,200	1.375 x 2.125	8.86	7.49	6.33	4.95
539-CGS40V2700	40	2700	1.375 x 2.125	8.86	7.49	6.33	4.95
539-CGS40V3500	40	3500	1.375 x 2.125	9.09	7.69	6.50	5.09
539-CGS40V4200	40	4,200	1.375 x 3.125	10.24	8.66	7.31	5.73
539-CGS40V5100	40	5,100	1.375 x 3.125	9.82	8.31	7.01	5.49
539-CGS40V9000	40	9000	1.375 x 4.125	12.18	10.29	8.69	6.80
539-CGS40V9300	40	9300	2.0 x 3.125	14.05	11.88	10.03	7.86
539-CGS40V11000	40	11,000	2.0 x 3.125	14.53	12.28	10.37	8.12
539-CGS40V13000	40	13000	2.0 x 4.125	15.35	12.97	10.96	8.58
539-CGS40V17000	40	17,000	2.0 x 4.125	16.99	14.36	12.13	9.49
539-CGS40V20000	40	20000	2.0 x 5.625	19.78	16.71	14.10	11.04
539-CGS40V23000	40	23000	2.0 x 4.125	18.66	15.77	13.32	10.44
539-CGS40V35000	40	35000	2.0 x 5.625	23.52	19.89	16.79	13.16
539-CGS40V40000	40	40,000	2.5 x 4.125	35.02	29.60	24.99	19.57
539-CGS50V1600	50	1600	1.375 x 2.125	8.71	7.37	6.21	4.87
539-CGS50V2200	50	2,200	1.375 x 2.125	8.86	7.49	6.33	4.95
539-CGS50V2900	50	2900	1.375 x 3.125	9.86	8.34	7.04	5.51
539-CGS50V4100	50	4,100	1.375 x 3.125	10.73	9.08	7.66	6.00
539-CGS50V4300	50	4,300	1.375 x 4.125	12.18	10.29	8.69	6.80
539-CGS50V5000	50	5000	1.375 x 3.125	11.54	9.77	8.24	6.45
539-CGS50V6100	50	6,100	1.375 x 4.125	11.03	9.32	7.87	6.16

COMPUTER GRADE ALUMINUM ELECTROLYTICS (cont.)

MOUSER STOCK NO.	WVDC	Capacitance (µF)	Case DxL (in.)	Price Each			
				1	25	50	100
539-CGS50V6500	50	6500	2.0 x 3.125	14.10	11.92	10.06	7.88
539-CGS50V9600	50	9,600	2.0 x 4.125	15.54	13.14	11.09	8.69
539-CGS50V10000	50	10000	1.375 x 4.125	12.80	10.82	9.13	7.16
539-CGS50V15000	50	15000	2.0 x 4.125	17.61	14.88	12.56	9.84
539-CGS50V18000	50	18000	2.0 x 3.125	18.81	15.90	13.42	10.52
539-CGS50V20000	50	20000	2.0 x 4.125	20.21	17.08	14.42	11.30
539-CGS50V25000	50	25000	2.5 x 4.125	30.06	25.41	21.45	16.80
539-CGS75V1500	75	1500	1.375 x 3.125	9.77	8.26	6.97	5.46
539-CGS75V2100	75	2,100	1.375 x 3.125	10.21	8.63	7.28	5.70
539-CGS75V2900	75	2900	1.375 x 3.125	10.29	8.71	7.36	5.76
539-CGS75V4200	75	4200	1.375 x 4.125	11.75	9.92	8.38	6.56
539-CGS75V4800	75	4,800	2.0 x 3.125	14.53	12.28	10.37	8.12
539-CGS75V10000L	75	10000	2.0 x 4.125	19.78	16.71	14.10	11.04
539-CGS75V10000S	75	10000	2.0 x 3.125	19.44	16.44	13.88	10.87
539-CGS75V17000	75	17,000	3.0 x 4.125	40.07	33.87	28.59	22.39
539-CGS75V25000L	75	25000	2.5 x 5.625	45.46	38.43	32.44	25.41
539-CGS75V25000S	75	25000	3.0 x 4.125	41.89	35.41	29.89	23.41
539-CGS100V1200	100	1200	1.375 x 3.125	10.24	8.66	7.31	5.73
539-CGS100V1700	100	1700	1.375 x 3.125	10.63	8.98	7.59	5.94
539-CGS100V4000	100	4,000	2.0 x 4.125	16.74	14.16	11.95	9.36
539-CGS100V10000	100	10000	2.5 x 4.125	34.06	28.79	24.30	19.03
539-CGS100V15000	100	15000	2.5 x 5.625	38.72	32.73	27.63	21.64
539-CGS150V400	150	400	1.375 x 2.125	9.34	7.89	6.67	5.22
539-CGS150V720	150	720	1.375 x 3.125	11.80	9.97	8.41	6.60
539-CGS150V3500	150	3500	2.0 x 5.625	21.85	18.47	15.59	12.21
539-CGS150V8700	150	8700	3.0 x 5.875	47.18	39.89	33.67	26.37
539-CGS200V1000	200	1000	1.375 x 4.125	14.00	11.83	9.99	7.83
539-CGS200V2000	200	2,000	2.0 x 4.125	21.50	18.18	15.35	12.02
539-CGS200V7400	200	7400	3.0 x 5.625	72.92	61.64	52.03	40.76
539-CGS200V7700	200	7700	3.0 x 5.625	73.84	62.41	52.69	41.27
539-CGS250V200	250	200	1.375 x 2.125	10.16	8.58	7.24	5.67
539-CGS250V550	250	550	1.375 x 4.125	13.43	11.35	9.59	7.51
539-CGS250V1200	250	1200	2.0 x 3.125	19.34	16.34	13.80	9.66
539-CGS250V6000	250	6000	3.0 x 5.625	66.14	55.91	47.19	36.96
539-CGS350V3300	350	3300	3.0 x 5.625	73.59	62.21	52.51	41.12
539-CGS450V75	450	75	1.375 x 2.125	9.72	8.21	6.94	5.43
539-CGS450V100	450	100	1.375 x 2.125	10.29	8.71	7.36	5.76
539-CGS450V140	450	140	1.375 x 3.125	11.98	10.12	8.56	6.69
539-CGS450V210	450	210	1.375 x 4.125	14.05	11.88	10.03	7.86
539-CGS450V320	450	320	2.0 x 3.125	24.00	20.29	17.14	13.41
539-CGS450V350	450	350	1.375 x 5.125	20.06	16.96	14.32	11.22
539-CGS450V400	450	400	1.375 x 5.625	19.83	16.73	14.15	11.08
539-CGS450V450	450	450	2.0 x 3.125	21.88	18.50	15.62	12.23
539-CGS450V480	450	480	2.0 x 4.125	23.18	19.59	16.55	12.96
539-CGS450V650	450	650	2.0 x 4.125	27.71	23.43	19.77	15.49
539-CGS450V800	450	800	2.0 x 4.625	32.52	27.49	23.20	18.18
539-CGS450V1000	450	1000	2.5 x 4.125	48.20	40.74	34.40	26.93
539-CGS450V1100	450	1,100	3.0 x 4.125	54.55	46.11	38.93	30.48
539-CGS450V1500	450	1500	3.0 x 4.125	66.34	56.08	47.34	37.08
539-CGS450V1800	450	1800	3.0 x 5.875	63.25	53.47	45.14	35.35
539-CGS450V2000	450	2000	3.0 x 5.125	68.44	57.86	48.84	38.26
539-CGS450V2400	450	2400	3.0 x 5.625	91.39	77.25	65.21	51.08
539-CGS450V3300	450	3300	3.0 x 5.625	118.71	100.35	84.70	66.34

MALLORY MOUNTING HARDWARE

A — Vertical Mount

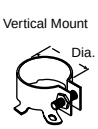

2 Screwdown Tabs

B — Vertical Mount

3 Screwdown Tabs

C — Horizontal Mount

Squeeze ends together and slide in. Tabs retain clip when released.

MOUSER STOCK NO.	Fig.	Diameter (In.)	Price Each	
			1	10
539-VR3	A	1.375-1.44	.65	.61
539-VR6	B	1.75-1.81	1.41	1.32
539-VR8	B	2-2.06	1.07	.99
539-VR10	B	2.5-2.56	1.79	1.68
539-VR12	B	3-3.125	1.48	1.39
539-TH25	C	1.375-1.44	1.40	1.31

CDE CORNELL DUBILIER HIGH CAPACITANCE COMPUTER GRADE TYPE DCMX-MAXIMUM CAPACITANCE SERIES

Designed for use where large capacitance, low ESR and high ripple current are required.

- Tolerance: <200VDC = -10 to +75%
  ≥200VDC = -10 to +50%
- Temperature range: -40°C to 85°C
- Voltage range: 16VDC to 450VDC
- 1000 hours full-ripple life test at +85°C
- 100 hours shelf life test at +85°C
- Leakage current ≤0.005CV µA(6 mA max.)

DIMENSIONS (IN.)

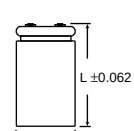

For quantities greater than listed, call for quote.

MOUSER STOCK NO.	Mfr's Type DCMX	WVDC	Value (µF)	Case DxL (in.)	Price Each		
					1	50	100
5986-16V20000	203U016AK2B	16	20,000	1.375 x 1.625	9.70	8.10	7.36
5986-16V58000	583U016AB2B	16	58,000	1.375 x 3.125	19.08	15.94	14.49

For quantities greater than listed, call for quote.

MOUSER STOCK NO.	Mfr's Type DCMX	WVDC	Value (µF)	Case DxL (in.)	Price Each		
					1	50	100
5986-16V85000	853U016AC2B	16	85,000	1.375 x 4.125	24.55	20.49	18.63
5986-16V180000	184U016BC2B	16	180,000	2.000 x 4.125	46.70	38.98	35.44
5986-25V39000	393U025AB2B	25	39,000	1.375 x 3.125	20.45	16.36	13.58
5986-25V57000	573U025AC2B	25	57,000	1.375 x 4.125	26.50	22.13	20.12
5986-25V120000	124U025BC2B	25	120,000	2.000 x 4.125	50.60	42.24	38.40
5986-50V12000	123U050AH2B	50	12,000	1.375 x 2.625	18.10	14.48	12.02
5986-50V23000	233U050AC2B	50	23,000	1.375 x 4.125	28.05	23.42	21.29
5986-100V15000	153U100BC2B	100	15,000	2.000 x 4.125	49.90	41.60	37.82
5986-250V2900	292T250BC2B	250	2,900	2.000 x 4.125	41.40	34.57	31.43
5986-450V390	391T450AB2B	450	390	1.375 x 3.125	29.00	23.20	19.26

Aluminum Electrolytic Capacitors

CDE CORNELL DUBILIER SMT POLYMER ALUMINUM TYPE ESR

Specifications:

- Operating temperature range: -55°C to +105°C
- Surge voltage: 125% rated working VDC
- Capacitance range : 2.2µF to 47µF
- Capacitance tolerance: 20% @ 120Hz and +20°C
- DC leakage current: apply rated working voltage @ +20°C
- Maximum DC current rating: 2.0ADC between terminals of the same polarity

Features:

- Lowest ESR - from 10mΩ
- High ripple current rating - up to 1.6A
- Ultra stable - no change from -55°C to +105°C
- Best high frequency filtering performance - 100KHz and up
- Reduced parts count - replaces three or more tantalum caps
- Deliver more energy and higher peak current to a load faster
- Ideal input and output cap. for "Buck" switching regulators
- Inherently more reliable - 100 year life expectancy

Available on Reels of 3,000.

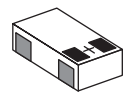

DIMENSIONS (mm)

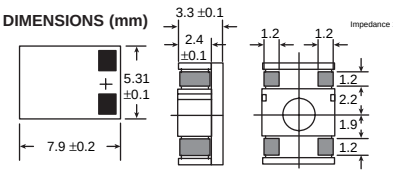

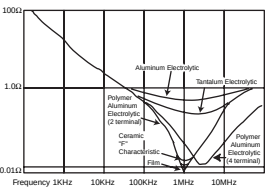

MOUSER STOCK NO.	Manufacturer's Type - ESR	Voltage	Value (µF)	Price Each 1	100	500	1000
5987-6.3V47	470M0J000B	6.3	47	3.41	2.16	1.47	1.37
5987-6.3V10	100M0J000B	6.3	10	1.92	1.21	.82	.77
5987-6.3V22	220M0J000B	6.3	22	2.32	1.46	.99	.93
5987-6.3V33	330M0J000B	6.3	33	2.82	1.78	1.21	1.13
5987-8V8.2	8R2M0K000B	8	8.2	1.92	1.21	.82	.77
5987-8V15	150M0K000B	8	15	2.32	1.46	.99	.93
5987-8V22	220M0K000B	8	22	2.82	1.78	1.21	1.13
5987-8V33	330M0K000B	8	33	3.41	2.16	1.47	1.37
5987-12.5V4.7	4R7M1B000B	12.5	4.7	1.92	1.21	.82	.77
5987-12.5V10	100M1B000B	12.5	10	2.32	1.46	.99	.93
5987-12.5V15	150M1B000B	12.5	15	2.82	1.78	1.21	1.13
5987-12.5V22	220M1B000B	12.5	22	3.41	2.16	1.47	1.37
5987-16V2.2	2R2M1C000B	16	2.2	1.92	1.21	.82	.77
5987-16V4.7	4RFM1C000B	16	4.7	2.32	1.46	.99	.93
5987-16V6.8	6R8M1C000B	16	6.8	2.82	1.78	1.21	1.13
5987-16V10	100M1C000B	16	10	3.41	2.16	1.47	1.37

ENGINEERING DESIGNERS KIT #3

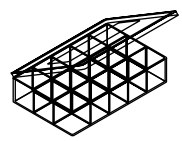

Contains:

- 36 pieces
- 6 different values
- Keyed for easy use

MOUSER STOCK NO.	Type	No. of Pieces Each Value	Value	Price Each
5987-KIT3	ESR 6.3V ± 20%	6	33µF, 47µF	66.80
	ESR 8V ± 20%	6	22µF	
	ESR 12.5V ± 20%	6	4.7µF, 6.8µF	
	ESR 16V ± 20%	6	10µF	

ELNA SMD ALUMINUM ELECTROLYTICS RV2J Series

Specifications:

- Oper. tem. range: -55°C to +105°C
- Leakage current: less than 0.01 CV (µA)
- Capacitance tol.: ±20%

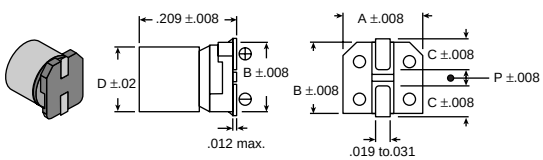

DIMENSIONS (IN.)

To order reels: add **"/REEL"** to Mouser Stock No.

For quantities greater than listed, call for quote.

MOUSER STOCK NO.	Volt (DC)	Cap. (µF)	Dia. (D)	A	B	C	P	Price Each 1	100	500	Price Per Reel of 1000	2000
555-6.3V100	6.3	100	.248	.260	.260	.106	.079	.54	.47	.34	217.80	- - - - -
555-16V47	16	47	.248	.260	.260	.106	.079	.54	.47	.34	217.80	- - - - -
555-25V33	25	33	.248	.260	.260	.106	.079	.54	.47	.34	217.80	- - - - -
555-35V10	35	10	.197	.209	.209	.055	.055	.51	.44	.32	199.65	- - - - -
555-35V22	35	22	.248	.260	.260	.079	.079	.49	.43	.31	199.65	- - - - -
555-50V1.0	50	1.0	.157	.169	.169	.079	.039	.41	.36	.25	- - - - -	363.00
555-50V2.2	50	2.2	.157	.169	.169	.079	.039	.41	.36	.25	- - - - -	363.00
555-50V4.7	50	4.7	.197	.209	.209	.079	.055	.46	.41	.29	199.65	- - - - -

CDE CORNELL DUBILIER FLATPACK ALUMINUM INPUT CAPACITORS

Features:

- Height: Less than 1/2 inch
- Capacitance: 220 to 20,000µF
- Voltage: 25 to 300 VDC
- Operates: -55°C to 85°C
- 2,000-Hour life test: 85°C

DIMENSIONS (IN.)

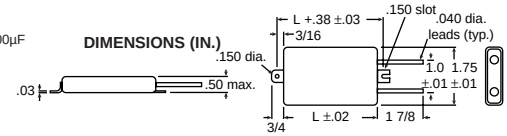

Type MLP:

- Military
- Telecom
- Computer power supply modules
- Circuit cards

For quantities greater than listed, call for quote.

MOUSER STOCK NO.	Mfg. Type (MLP)	WVDC	Capacitance (µF)	Length (In.)	Price Each 1	10	25
5987-25V203	203M025EB1A	25	20000	3.00	35.46	33.24	32.13
5987-50V442	442M050EK1A	50	4400	1.50	28.56	26.78	25.88
5987-50V113	113M050EB1A	50	11000	3.00	35.46	33.24	32.13
5987-63V222	222M063EK1A	63	2200	1.50	28.56	26.78	25.88
5987-80V332	332M080EB1A	80	3300	3.00	35.46	33.24	32.13
5987-200V102	102M200EB1A	200	1000	3.00	35.46	33.24	32.13
5987-200V401	401M200EK1A	200	400	1.5	28.56	26.78	25.88
5987-200V501	501M200EK1A	200	500	1.5	28.56	26.78	25.88
5987-250V331	331M250EK1A	250	330	1.5	28.56	26.78	25.88
5987-250V821	821M250EB1A	250	820	3.00	35.46	33.24	32.13
5987-300V221	221M300EK1A	300	220	1.50	28.56	26.78	25.88
5987-300V561	561M300EB1A	300	560	3.00	35.46	33.24	32.13

CDE CORNELL DUBILIER SNAPMOUNT ALUMINUM ELECTROLYTICS

380LX, 85°C Series

For quantities greater than listed, call for quote.

MOUSER STOCK NO.	Mfr's Type	WVDC	Value (µF)	Case D x L (mm)	Price Each 1	10	100
5985-85-25V6800	682M025H022	25	6,800	22 x 30	2.82	2.29	1.88
5985-85-25V10000	103M025H032	25	10,000	22 x 35	3.25	2.65	2.17
5985-85-25V22000	223M025J052	25	22,000	25 x 50	5.18	4.22	3.46
5985-85-35V5600	562M035H022	35	5,600	22 x 30	3.03	2.47	2.02
5985-85-35V10000	103M035K022	35	10,000	30 x 30	4.37	3.56	2.91
5985-85-35V15000	153M035J052	35	15,000	25 x 50	5.25	4.28	3.50
5985-85-35V22000	223M035A042	35	22,000	35 x 40	7.68	6.26	5.12
5985-85-50V3300	332M050H022	50	3,300	22 x 30	3.08	2.51	2.05
5985-85-50V4700	472M050H032	50	4,700	22 x 35	3.59	2.92	2.39
5985-85-50V6800	682M050K022	50	6,800	30 x 30	4.78	3.89	3.19
5985-85-63V4700	472M063K022	63	4,700	30 x 30	4.70	3.83	3.14
5985-85-63V8200	822M063A032	63	8,200	35 x 35	7.15	5.83	4.77
5985-85-80V680	681M010H202	80	680	22 x 20	2.66	2.17	1.78
5985-85-100V1000	102M100H022	100	1,000	22 x 30	3.21	2.62	2.14
5985-85-200V220	221M200J202	200	220	25 x 20	2.82	2.30	1.88
5985-85-200V330	331M200J012	200	330	25 x 25	3.22	2.62	2.15
5985-85-200V470	471M200J022	200	470	25 x 30	3.63	2.96	2.42
5985-85-200V680	681M200J032	200	680	25 x 35	4.52	3.68	3.01
5985-85-200V2200	222M200A052	200	2,200	35 x 50	11.47	9.34	7.64
5985-85-250V220	221M250H022	250	220	22 x 30	3.36	2.80	2.02
5985-85-250V330	331M250H032	250	330	22 x 35	3.98	3.32	2.39
5985-85-250V470	471M250J042	250	470	25 x 40	4.92	4.10	2.96
5985-85-250V680	681M250A022	250	680	35 x 30	7.19	5.99	4.31
5985-85-250V1000	102M250K052	250	1,000	30 x 50	8.87	7.39	5.32
5985-85-400V100	101M400H022	400	100	22 x 30	3.74	3.11	2.24
5985-85-450V47	470M450J202	450	47	25 x 20	3.75	3.13	2.25
5985-85-450V68	680M450H022	450	68	22 x 30	3.58	2.99	2.15
5985-85-450V100	101M450J022	450	100	25 x 30	4.28	3.56	2.57
5985-85-450V120	121M450J022	450	120	25 x 30	4.70	3.92	2.82
5985-85-450V220	221M450J052	450	220	25 x 50	7.21	6.01	4.33
5985-85-450V330	331M450A042	450	330	35 x 40	10.71	8.93	6.43

Specifications for 380LX Series:

- Tolerance: ±20%
- Temperature range: -40°C to +85°C
- Life test: 2000 hours @ +85°C at full load
- Shelf test: 1000 hours @ +85°C

Specifications for 381LX Series:

- Tolerance: ±20%
- Temperature range: -40°C to +105°C
- Voltage range: 16 VDC to 450 VDC
- Full ripple life @ rated temperature: 2,000 hours
- Shelf life test @ rated temperature: 1,000 hours

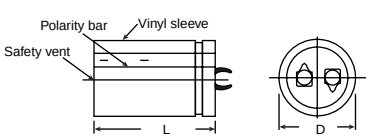

381LX, 105°C Series

For quantities greater than listed, call for quote.

MOUSER STOCK NO.	Mfr's Type	WVDC	Value (µF)	Case D x L (mm)	Price Each 1	10	100
5985-16V10000	103M016J012	16	10,000	25 x 25	2.97	2.41	1.97
5985-16V15000	153M016J032	16	15,000	25 x 35	3.45	2.81	2.30
5985-25V10000	103M025J032	25	10,000	25 x 35	3.65	2.97	2.43
5985-25V15000	153M025J452	25	15,000	25 x 45	4.63	3.78	3.09
5985-35V10000	103M035J052	35	10,000	25 x 50	4.77	3.88	3.18
5985-200V220	221M200H012	200	220	22 x 25	2.78	2.26	1.85
5985-200V330	331M200J012	200	330	25 x 25	3.36	2.73	2.24
5985-200V470	471M200J032	200	470	25 x 35	3.95	3.22	2.63
5985-200V680	681M200J042	200	680	25 x 40	4.82	3.93	3.22
5985-200V1000	102M200K452	200	1,000	30 x 45	6.91	5.63	4.61
5985-200V1500	152M200A042	200	1,500	35 x 40	9.37	7.63	6.25
5985-250V180	181M250J012	250	180	25 x 25	3.45	2.88	2.07
5985-250V390	391M250J032	250	390	25 x 35	4.89	4.08	2.94
5985-250V470	471M250J452	250	470	25 x 45	5.64	4.70	3.38
5985-250V680	681M250K452	250	680	30 x 45	7.75	6.46	4.65
5985-250V1000	102M250A452	250	1,000	35 x 45	10.44	8.70	6.27
5985-400V47	470M400H012	400	47	22 x 25	3.14	2.62	1.88
5985-450V150	151M450K022	450	150	30 x 30	6.80	5.67	4.08
5985-450V100	101M450J042	450	100	25 x 40	5.08	4.23	3.05
5985-450V220	221M450K052	450	220	30 x 50	9.77	8.14	5.86
5985-450V330	331M450A042	450	330	35 x 40	12.83	10.69	7.70
5985-450V470	471M450A052	450	470	35 x 50	15.24	11.29	10.16

TYPE 515D ALUMINUM CAPACITORS

+85°C Miniature Radial Lead

- Operating temperature: -40°C to +85°
- Capacitance tolerance: ±20%
- Life validation test: 2000 hours @ +85°C
- High CV per case size
- Solvent resistant construction (through 100 WVDC)

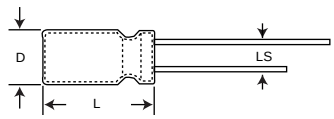

For quantities greater than listed, call for quote.

MOUSER STOCK NO.	WVDC	Value (µF)	Case Size D x L (In.)	LS	Price Each 1	25	100	250
75-515D10V47	10	47	.197 x .433	.079	.12	.08	.06	.05
75-515D10V100	10	100	.197 x .433	.079	.13	.10	.07	.06
75-515D10V220	10	220	.248 x .433	.098	.17	.13	.09	.08
75-515D10V330	10	330	.315 x .453	.138	.22	.16	.12	.10
75-515D10V470	10	470	.315 x .453	.138	.24	.18	.13	.11
75-515D10V1000	10	1000	.394 x .630	.197	.38	.29	.21	.17
75-515D10V2200	10	2200	.492 x .787	.197	.68	.51	.37	.31
75-515D10V3300	10	3300	.492 x .984	.197	1.00	.75	.55	.45
75-515D10V4700	10	4700	.630 x .984	.295	1.32	.99	.73	.60
75-515D10V6800	10	6800	.630 x 1.240	.295	2.01	1.51	1.10	.90
75-515D10V10000	10	10000	.709 x 1.398	.295	2.62	1.97	1.44	1.18
75-515D10V15000	10	15000	.709 x 1.575	.295	2.68	2.01	1.47	1.21
75-515D16V33	16	33	.197 x .433	.079	.12	.08	.06	.05
75-515D16V47	16	47	.197 x .433	.079	.13	.10	.07	.06
75-515D16V100	16	100	.248 x .433	.098	.15	.11	.08	.07
75-515D16V220	16	220	.315 x .453	.138	.17	.13	.09	.08
75-515D16V330	16	330	.315 x .453	.138	.24	.18	.13	.11
75-515D16V470	16	470	.394 x .492	.197	.30	.23	.17	.14
75-515D16V1000	16	1000	.394 x .787	.197	.50	.38	.28	.23
75-515D16V2200	16	2200	.492 x .984	.197	1.04	.78	.57	.47
75-515D16V3300	16	3300	.630 x .984	.295	1.45	1.09	.80	.65
75-515D16V4700	16	4700	.630 x 1.240	.295	1.95	1.46	1.07	.88
75-515D16V6800	16	6800	.709 x 1.398	.295	2.62	1.97	1.44	1.18
75-515D16V10000	16	10000	.709 x 1.575	.295	2.68	2.01	1.47	1.21
75-515D25V10	25	10	.197 x .433	.079	.12	.08	.06	.05
75-515D25V22	25	22	.197 x .433	.079	.13	.10	.07	.06
75-515D25V33	25	33	.197 x .433	.079	.13	.10	.07	.06
75-515D25V47	25	47	.197 x .433	.079	.15	.11	.08	.07
75-515D25V100	25	100	.248 x .433	.098	.17	.13	.09	.08
75-515D25V220	25	220	.315 x .453	.138	.24	.18	.13	.11
75-515D25V330	25	330	.394 x .492	.197	.30	.23	.17	.14
75-515D25V470	25	470	.394 x .630	.197	.41	.31	.22	.18
75-515D25V1000	25	1000	.492 x .787	.197	.68	.51	.37	.31
75-515D25V2200	25	2200	.630 x .984	.295	1.45	1.09	.80	.65
75-515D25V3300	25	3300	.630 x 1.240	.295	1.95	1.46	1.07	.88
75-515D25V4700	25	4700	.709 x 1.398	.295	2.62	1.97	1.44	1.18
75-515D35V10	35	10	.197 x .433	.079	.12	.08	.06	.05
75-515D35V22	35	22	.197 x .433	.079	.13	.10	.07	.06
75-515D35V33	35	33	.197 x .433	.079	.15	.11	.08	.07
75-515D35V47	35	47	.248 x .433	.098	.15	.11	.08	.07
75-515D35V100	35	100	.315 x .453	.138	.22	.16	.12	.10
75-515D35V220	35	220	.394 x .492	.197	.30	.23	.17	.14
75-515D35V330	35	330	.394 x .630	.197	.40	.30	.22	.18
75-515D35V470	35	470	.394 x .787	.197	.50	.38	.28	.23
75-515D35V1000	35	1000	.492 x .984	.197	.24	.18	.13	.11
75-515D35V2200	35	2200	.630 x 1.240	.295	1.74	1.31	.96	.78
75-515D35V3300	35	3300	.709 x 1.398	.295	2.62	1.97	1.44	1.18
75-515D35V4700	35	4700	.709 x 1.598	.295	2.80	2.10	1.54	1.26
75-515D50V0.47	50	0.47	.197 x .433	.079	.12	.08	.06	.05
75-515D50V1.0	50	1.0	.197 x .433	.079	.12	.08	.06	.05
75-515D50V2.2	50	2.2	.197 x .433	.079	.12	.08	.06	.05
75-515D50V3.3	50	3.3	.197 x .433	.079	.12	.08	.06	.05
75-515D50V4.7	50	4.7	.197 x .433	.079	.12	.08	.06	.05
75-515D50V10	50	10	.197 x .433	.079	.13	.10	.07	.06
75-515D50V22	50	22	.197 x .433	.079	.15	.11	.08	.07
75-515D50V33	50	33	.248 x .433	.098	.17	.13	.09	.08
75-515D50V47	50	47	.248 x .433	.098	.17	.13	.09	.08
75-515D50V100	50	100	.315 x .453	.138	.30	.23	.17	.14
75-515D50V220	50	220	.394 x .630	.197	.45	.34	.25	.20
75-515D50V330	50	330	.394 x .787	.197	.52	.39	.29	.23
75-515D50V470	50	470	.492 x .787	.197	.76	.57	.42	.34
75-515D50V1000	50	1000	.630 x .984	.295	1.20	.90	.66	.54
75-515D50V2200	50	2200	.709 x 1.398	.295	2.62	1.97	1.44	1.18
75-515D100V0.47	100	0.47	.197 x .433	.079	.12	.08	.06	.05
75-515D100V1.0	100	1.0	.197 x .433	.079	.12	.08	.06	.05
75-515D100V2.2	100	2.2	.197 x .433	.079	.12	.08	.06	.05
75-515D100V3.3	100	3.3	.197 x .433	.079	.13	.10	.07	.06
75-515D100V4.7	100	4.7	.197 x .433	.079	.13	.10	.07	.06
75-515D100V10	100	10	.248 x .433	.098	.17	.13	.09	.08
75-515D100V22	100	22	.315 x .453	.138	.22	.16	.12	.10
75-515D100V47	100	47	.394 x .630	.197	.33	.25	.18	.15
75-515D100V100	100	100	.492 x .787	.197	.60	.45	.33	.27
75-515D100V220	100	220	.630 x .984	.295	1.08	.81	.59	.48
75-515D100V330	100	330	.630 x .984	.295	1.20	.90	.66	.54
75-515D100V470	100	470	.630 x 1.240	.295	1.70	1.28	.94	.77
75-515D160V2.2	160	2.2	.248 x .433	.098	.25	.19	.14	.11
75-515D160V3.3	160	3.3	.315 x .453	.138	.32	.24	.18	.14
75-515D160V4.7	160	4.7	.315 x .453	.138	.32	.24	.18	.14
75-515D160V10	160	10	.394 x .492	.197	.40	.30	.22	.18
75-515D160V22	160	22	.394 x .787	.197	.58	.44	.32	.26
75-515D160V47	160	47	.492 x .984	.197	.85	.64	.47	.38
75-515D160V100	160	100	.630 x .984	.295	1.33	1.00	.73	.60
75-515D160V220	160	220	.709 x 1.398	.295	2.62	1.97	1.44	1.18
75-515D250V1.0	250	1.0	.248 x .433	.098	.25	.19	.14	.11
75-515D250V2.2	250	2.2	.315 x .453	.138	.32	.24	.18	.14
75-515D250V3.3	250	3.3	.394 x .492	.197	.32	.24	.18	.14
75-515D250V4.7	250	4.7	.394 x .492	.197	.40	.30	.22	.18
75-515D250V10	250	10	.394 x .787	.197	.58	.44	.32	.26
75-515D250V47	250	47	.630 x .984	.295	1.33	1.00	.73	.60
75-515D250V100	250	100	.709 x 1.398	.295	2.70	2.02	1.48	1.21
75-515D350V1.0	350	1.0	.315 x .453	.138	.28	.21	.15	.12
75-515D350V3.3	350	3.3	.394 x .630	.197	.50	.38	.28	.23
75-515D350V4.7	350	4.7	.394 x .630	.197	.50	.38	.28	.23
75-515D350V22	350	22	.492 x .984	.197	.85	.64	.47	.38
75-515D350V33	350	33	.630 x 1.240	.295	1.54	1.16	.85	.69
75-515D350V47	350	47	.709 x 1.398	.295	2.59	1.94	1.43	1.17
75-515D450V1.0	450	1.0	.394 x .492	.197	.32	.24	.18	.14
75-515D450V2.2	450	2.2	.394 x .630	.197	.50	.38	.28	.23
75-515D450V4.7	450	4.7	.492 x .787	.197	.72	.54	.40	.33
75-515D450V22	450	22	.630 x 1.240	.295	2.27	1.70	1.25	1.02
75-515D450V33	450	33	.709 x 1.398	.295	2.59	1.94	1.43	1.17

TYPE 293D SOLID TANTALUM CHIP CAPACITORS

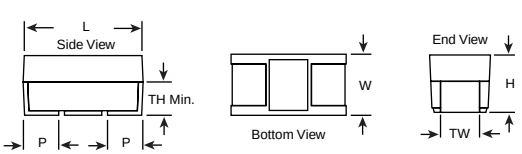

DIMENSIONS (IN.)

Case Size	EIA Size	L	W	H	P	TW	TH (Min.)
A	3216	.126±.008	.063±.008	.063±.008	.031±.012	.074±.004	.028
B	3528	.138±.008	.110±.008	.075±.008	.031±.012	.087±.004	.028
C	6032	.236±.012	.126±.012	.098±.012	.051±.012	.087±.004	.039
D	7343	.287±.012	.170±.012	.110±.012	.051±.012	.095±.004	.039
E	7343H	.287±.012	.170±.012	.158±.012	.051±.012	.095±.004	.039

- Compatible with all popular "high volume" automatic pick and place equipment
- Optical character recognition qualified
- Meets IEC Specification QC300801/US0001 and EIA 535BAAC
- Molded case available in six case sizes
- Operating temperature: -55°C to +85°C
- Capacitance tolerance: ±10%

To order reels: add "/R" to Mouser Stock No.

For quantities greater than listed, call for quote.

MOUSER STOCK NO.	WVDC	Value (µF)	Case Size	Price Each 1	100	500	1000	Price Per Reel of 500	Price Per Reel of 2000
74-293D6.3V3.3	6.3	3.3	A	.36	.26	.24	.21	- - -	288.00
74-293D6.3V10	6.3	10	B	.42	.29	.27	.24	- - -	332.00
74-293D6.3V22	6.3	22	C	.63	.44	- - -	- - -	125.00	- - -
74-293D6.3V100	6.3	100	D	.85	.60	- - -	- - -	170.00	- - -
74-293D10V2.2	10	2.2	A	.36	.26	.24	.21	- - -	288.00
74-293D10V6.8	10	6.8	B	.42	.29	.27	.24	- - -	332.00
74-293D10V47	10	47	D	.85	.60	- - -	- - -	170.00	- - -
74-293D16V4.7	16	4.7	B	.42	.29	.27	.24	- - -	332.00
74-293D16V10	16	10	C	.63	.44	- - -	- - -	125.00	- - -
74-293D16V33	16	33	D	.85	.60	- - -	- - -	170.00	- - -
74-293D20V1.0	20	1.0	A	.36	.26	.24	.21	- - -	288.00
74-293D20V3.3	20	3.3	B	.42	.29	.27	.24	- - -	332.00
74-293D20V22	20	22	D	.85	.60	- - -	- - -	170.00	- - -
74-293D25V0.47	25	0.47	A	.36	.26	.24	.21	- - -	288.00
74-293D25V2.2	25	2.2	B	.42	.29	.27	.24	- - -	332.00
74-293D25V4.7	25	4.7	C	.63	.44	- - -	- - -	125.00	- - -
74-293D25V15	25	15	D	.85	.60	- - -	- - -	170.00	- - -
74-293D35V0.1	35	0.1	A	.36	.26	.24	.21	- - -	288.00
74-293D35V0.22	35	0.22	A	.36	.26	.24	.21	- - -	288.00
74-293D35V0.33	35	0.33	A	.36	.26	.24	.21	- - -	288.00
74-293D35V0.47	35	0.47	B	.42	.29	.27	.24	- - -	332.00
74-293D35V1.0	35	1.0	B	.42	.29	.27	.24	- - -	332.00
74-293D35V2.2	35	2.2	C	.63	.44	- - -	- - -	125.00	- - -
74-293D35V3.3	35	3.3	C	.63	.44	- - -	- - -	125.00	- - -
74-293D35V4.7	35	4.7	D	.85	.60	- - -	- - -	170.00	- - -
74-293D35V6.8	35	6.8	D	.85	.60	- - -	- - -	170.00	- - -
74-293D35V10	35	10	D	.85	.60	- - -	- - -	170.00	- - -
74-293D50V1.0	50	1.0	C	.78	.55	- - -	- - -	156.00	- - -
74-293D50V4.7	50	4.7	D	1.07	.75	- - -	- - -	213.00	- - -

TYPE 173D SOLID TANTALUM CAPACITORS

Improved Type 173D molded case axial-lead TANTALEX® capacitors are designed for high performance automotive, industrial and commercial electronic equipment. Precision molded in gold colored, flame retardant, thermosetting epoxy resin, units are laser marked for improved legibility, while the tapered end of the case provides easy identification of the positive terminal.

DIMENSIONS (IN.)

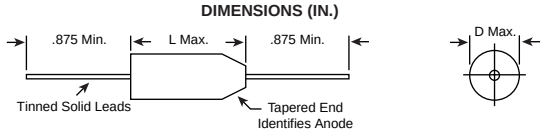

Case Size	D (Max.)	L (Max.)	Lead Diameter
U	.095	.260	.020
V	.110	.290	.020
W	.180	.345	.020
X	.180	.420	.020
Y	.280	.550	.025

- Operating temperature: -55°C to +85°C
- Capacitance tolerance: ±10%

For quantities greater than listed, call for quote.

MOUSER STOCK NO.	WVDC	Capacitance (µF)	Case Size	Price Each 1	25	50	100
74-173D6V68	6	68	X	.84	.66	.55	.44
74-173D10V10	10	10	V	.40	.32	.27	.21
74-173D10V22	10	22	W	.70	.56	.46	.37
74-173D10V47	10	47	X	.84	.66	.55	.44
74-173D15V2.2	15	2.2	U	.39	.31	.26	.20
74-173D15V6.8	15	6.8	V	.42	.33	.28	.22
74-173D15V15	15	15	W	.70	.56	.46	.37
74-173D15V22	15	22	X	.78	.62	.51	.41
74-173D15V33	15	33	X	.84	.66	.55	.44
74-173D20V1.0	20	1.0	U	.39	.31	.26	.20
74-173D20V4.7	20	4.7	V	.42	.33	.28	.22
74-173D20V22	20	22	X	.84	.66	.55	.44
74-173D20V100	20	100	Y	4.64	3.66	3.05	2.44
74-173D25V1.0	25	1.0	U	.39	.31	.26	.20
74-173D25V2.2	25	2.2	V	.42	.33	.28	.22
74-173D25V3.3	25	3.3	V	.42	.33	.28	.22
74-173D25V6.8	25	6.8	W	.70	.56	.46	.37
74-173D25V10	25	10	W	.70	.56	.46	.37
74-173D25V12	25	12	X	.84	.66	.55	.44
74-173D25V15	25	15	X	.84	.66	.55	.44
74-173D25V47	25	47	Y	3.27	2.58	2.15	1.72
74-173D35V0.1	35	0.1	U	.39	.31	.26	.20
74-173D35V0.33	35	0.33	U	.39	.31	.26	.20
74-173D35V0.47	35	0.47	U	.39	.31	.26	.20
74-173D35V1.0	35	1.0	V	.40	.32	.27	.21
74-173D35V1.5	35	1.5	V	.42	.33	.28	.22
74-173D35V2.2	35	2.2	W	.70	.56	.46	.37
74-173D35V3.3	35	3.3	W	.70	.56	.46	.37
74-173D35V4.7	35	4.7	W	.70	.56	.46	.37
74-173D35V6.8	35	6.8	X	.78	.62	.51	.41
74-173D35V10	35	10	X	.84	.66	.55	.44
74-173D35V22	35	22	Y	1.71	1.35	1.13	.90
74-173D35V47	35	47	Y	4.64	3.66	3.05	2.44
74-173D50V0.1	50	0.10	U	.46	.36	.30	.24
74-173D50V0.22	50	0.22	U	.46	.36	.30	.24
74-173D50V0.47	50	0.47	V	.49	.39	.33	.26
74-173D50V1.0	50	1.0	V	.53	.42	.35	.28
74-173D50V2.2	50	2.2	W	.80	.63	.53	.42
74-173D50V4.7	50	4.7	X	.89	.71	.59	.47

TYPE 199D SOLID TANTALUM CAPACITORS

Economy and high performance are combined in Sprague® Type 199D resin-coated, radial-lead, solid-electrolyte TANTALEX® capacitors; these are rugged, reliable capacitors featuring low leakage current and low dissipation factor. They are available in six miniature case sizes and four lead styles suitable for a broad range of consumer, commercial, and industrial equipment.

Case Size	Diameter D (Max.)	Length L (Max.)	Seated Height H (Max.)✻	Lead Size AWG No.	Lead Size Nom. Dia.
A	.177	.280	.340	24	.020
B	.196	.300	.360	24	.020
C	.216	.360	.420	24	.020
D	.236	.400	.460	24	.020
E	.340	.492	.552	24	.020
F	.380	.650	.710	24	.020

✻Maximum seated height is identical to maximum length for units ordered with Lead Style "A1".

Lead Style "A1" "Long/Short" **Lead Style "E2" "Outside Hockeystick"**

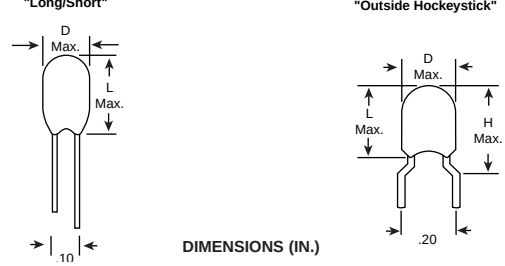

DIMENSIONS (IN.)

- Operating temperature: -55°C to +85°C
- Capacitance tolerance: ±10%

For quantities greater than listed, call for quote.

MOUSER STOCK NO.	WVDC	Capacitance (µF)	Case Size	Lead Style	Price Each 1	25	100	500
74-199D6.3V10	6.3	10	B	A1	.35	.30	.27	.19
74-199D6.3V33	6.3	33	C	A1	.55	.48	.43	.30
74-199D6.3V47	6.3	47	D	A1	.69	.60	.54	.38
74-199D6.3V68	6.3	68	D	A1	.85	.74	.67	.46
74-199D6.3V100	6.3	100	D	A1	1.70	1.48	1.33	.93
74-199D6.3V150	6.3	150	E	E2	2.53	2.20	1.98	1.38
74-199D10V4.7	10	4.7	A	A1	.29	.25	.23	.16
74-199D10V10	10	10	B	A1	.35	.30	.27	.19
74-199D10V22	10	22	C	A1	.51	.44	.40	.28
74-199D10V33	10	33	D	A1	.59	.51	.46	.32
74-199D10V100	10	100	E	E2	1.75	1.52	1.37	.95
74-199D10V220	10	220	F	E2	5.75	5.00	4.50	3.13
74-199D16V3.3	16	3.3	A	A1	.28	.24	.22	.15
74-199D16V4.7	16	4.7	B	A1	.35	.30	.27	.19
74-199D16V6.8	16	6.8	B	A1	.41	.36	.32	.22
74-199D16V10	16	10	C	A1	.35	.31	.28	.19
74-199D16V15	16	15	C	A1	.53	.46	.41	.29
74-199D16V22	16	22	D	A1	.58	.50	.45	.31
74-199D16V33	16	33	D	A1	1.17	1.02	.92	.64
74-199D16V47	16	47	E	A1	1.47	1.28	1.15	.80
74-199D16V68	16	68	E	E2	1.89	1.64	1.48	1.03
74-199D16V100	16	100	F	E2	3.31	2.88	2.59	1.80
74-199D20V2.2	20	2.2	A	A1	.28	.24	.22	.15
74-199D20V10	20	10	C	A1	.48	.42	.38	.26
74-199D20V15	20	15	D	A1	.67	.58	.52	.36
74-199D20V22	20	22	D	A1	1.17	1.02	.92	.64
74-199D25V1.5	25	1.5	A	A1	.28	.24	.22	.15
74-199D25V2.2	25	2.2	A	A1	.30	.26	.24	.17
74-199D25V3.3	25	3.3	B	A1	.36	.31	.28	.20
74-199D25V4.7	25	4.7	B	A1	.43	.38	.34	.24
74-199D25V6.8	25	6.8	C	A1	.45	.39	.35	.25
74-199D25V10	25	10	C	A1	.53	.46	.41	.29
74-199D25V15	25	15	D	A1	1.38	1.20	1.08	.75
74-199D25V22	25	22	D	A1	1.47	1.28	1.15	.80
74-199D25V33	25	33	E	E2	1.75	1.52	1.37	.95
74-199D25V68	25	68	F	E2	5.75	5.00	4.50	3.13
74-199D35V0.1	35	0.1	A	A1	.28	.24	.22	.15
74-199D35V0.15	35	0.15	A	A1	.28	.24	.22	.15
74-199D35V0.22	35	0.22	A	A1	.28	.24	.22	.15
74-199D35V0.33	35	0.33	A	A1	.28	.24	.22	.15
74-199D35V0.47	35	0.47	A	A1	.28	.24	.22	.15
74-199D35V0.68	35	0.68	A	A1	.28	.24	.22	.15
74-199D35V1.0	35	1.0	A	A1	.28	.24	.22	.15
74-199D35V1.5	35	1.5	A	A1	.31	.27	.24	.17
74-199D35V2.2	35	2.2	B	A1	.37	.32	.29	.20
74-199D35V3.3	35	3.3	B	A1	.48	.42	.38	.26
74-199D35V4.7	35	4.7	C	A1	.51	.44	.40	.28
74-199D35V6.8	35	6.8	D	A1	.58	.50	.45	.31
74-199D35V10	35	10	D	A1	.81	.70	.63	.44
74-199D35V15	35	15	E	E2	1.56	1.36	1.22	.85
74-199D35V22	35	22	E	E2	1.66	1.44	1.30	.90
74-199D35V33	35	33	F	E2	3.59	3.12	2.81	1.95
74-199D50V0.1	50	0.1	A	A1	.35	.30	.27	.19
74-199D50V0.22	50	0.22	A	A1	.35	.30	.27	.19
74-199D50V0.33	50	0.33	A	A1	.35	.30	.27	.19
74-199D50V0.47	50	0.47	A	A1	.35	.30	.27	.19
74-199D50V1.0	50	1.0	B	A1	.37	.32	.29	.20
74-199D50V2.2	50	2.2	C	A1	.69	.60	.54	.38
74-199D50V4.7	50	4.7	D	A1	.94	.82	.74	.51
74-199D50V10	50	10	F	E2	2.48	2.16	1.94	1.35

"SUPERCAP™" and Surface Mount Tantalum Capacitors

NEC SUPERCAP™ CAPACITORS

- Operating temperature range: 25°C to +70°C
- Tolerance: +80 -20%
- Soldering: 230° +5°C, 5 ±0.5 sec. (<75% lead surface)

For quantities greater than listed, call for quote.

DIMENSIONS (IN.)

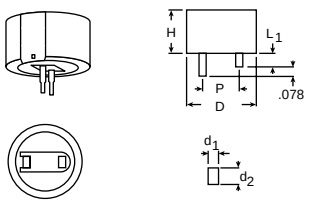

MOUSER STOCK NO.	NEC Mfg. No.	Voltage DC	Cap. (Farad)	ESR (max) Ω @ 1KHz	Ia (max) mA	D	H (max.)	P	d_1	d_2	L_1	Price Each 1	100	500	1000
551-FSH043	FSH0V433Z	3.5	.043	50	0.039	.44	.208	0.203	0.008	0.048	0.108	**1.32**	**1.06**	**.88**	**.83**
551-FYD027	FYD0J273Z	6.5	.027	200	0.049	.46	.34	0.203	0.016	0.048	0.108	**1.86**	**1.54**	**1.28**	**1.16**
551-FYD056	FYD0V563Z	3.5	.056	150	0.050	.44	.208	0.203	0.008	0.048	0.108	**1.34**	**1.11**	**.92**	**.83**
551-FYL010	FYL0H103Z	5.5	.01	300	0.015	.43	.197	0.200	0.016	0.047	0.106	**1.25**	**1.04**	**.87**	**.77**
551-104A11	FA1A104Z	11	.1	8	0.3	1.122	1.004	0.394	0.039	0.055	0.374	**16.92**	**13.40**	**11.28**	**10.58**

THOMSON PASSIVE COMPONENTS FT SERIES SMD SOLID TANTALUM CHIP CAPACITORS

Designed for surface mount applications in accordance with EIA specifications. These three chip sizes offer capacitance values from .47µF to 47µF with rated voltages from 10 to 35 VDC.

- Operating temperature range: -55°C to +125°C
- Rated working voltage range: 10, 16, 25, and 35 volts DC
- Capacitance tolerance: ±20%
- Soldering heat resistance: 260°C for 10 seconds

DIMENSIONS (IN.)

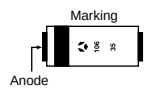

Case Size	L ± .0078	H ± .0078	W ± .0078	W1 ± .0078	A ± .0118	S
A	.126	.063	.063	.047	.031	.043
B	.138	.075	.11	.087	.031	.055
C	.24	.102	.126	.087	.051	.114
D	.29	.114	.17	.094	.051	.173

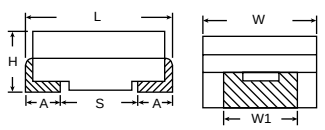

To order reels: Add "/REEL" to Mouser Stock No.

For quantities greater than listed, call for quote.

MOUSER STOCK NO.	WVDC	Value (µF)	Case Size	Price Each 1	100	500	1000	Price Per Reel of 500	Price Per Reel of 2000
581-2.2T10	10	2.2	A	**.63**	**.56**	**.53**	**.50**	- - -	**361.85**
581-4.7T10	10	4.7	B	**.77**	**.68**	**.65**	**.61**	- - -	**456.19**
581-33T10	10	33	D	**1.65**	**1.47**	- - -	- - -	**294.74**	- - -
581-47T10	10	47	D	**1.95**	**1.74**	- - -	- - -	**330.11**	- - -
581-1.0T16	16	1.0	A	**.58**	**.52**	**.49**	**.48**	- - -	**386.81**
581-3.3T16	16	3.3	B	**.77**	**.68**	**.65**	**.61**	- - -	**456.19**
581-6.8T16	16	6.8	C	**1.48**	**1.31**	- - -	- - -	**248.20**	- - -
581-10T16	16	10	C	**1.58**	**1.43**	- - -	- - -	**255.10**	- - -
581-22T16	16	22	D	**1.65**	**1.47**	- - -	- - -	**294.74**	- - -
581-10T16	25	10	D	**1.65**	**1.47**	- - -	- - -	**294.74**	- - -
581-.47T35	35	.47	A	**.76**	**.67**	**.64**	**.60**	- - -	**449.57**
581-1.0T35	35	1.0	B	**.76**	**.67**	**.64**	**.60**	- - -	**449.57**
581-2.2T35	35	2.2	C	**1.48**	**1.31**	- - -	- - -	**248.20**	- - -
581-4.7T35	35	4.7	C	**1.63**	**1.46**	- - -	- - -	**291.55**	- - -

NEC SOLID TANTALUM CHIP CAPACITORS

Common Features:

- For filtering, by-passing, coupling, decoupling, blocking, and R.C. timing circuits
- Used in industrial, commercial, entertainment, and medical electronic equipment
- Burn in at elevated voltages at 85°C for extended periods of time high leakage

DIMENSIONS (IN.)

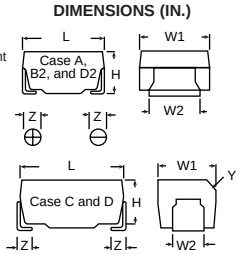

Case Size	L	W1	W2	H	Z	Y
A	.126	.063	.047	.063	.032	- - - -
B2	.138	.110	.091	.075	.032	- - - -
C	.236	.126	.071	.098	.051	.016
D	.287	.169	.094	.110	.051	.02
D2	.228	.181	.095	.126	.051	- - - -

SVF-Series

- Voltage range: 10V, 16V, 20V, 25V, 35V, and 50V
- Capacitance range: 1µF to 6.8µF
- Operating temperature range: -55°C to +125°C
- Tolerance: ±20%

To order reels: add "/REEL" to Mouser Stock No.

For quantities greater than listed, call for quote.

MOUSER STOCK NO.	WVDC	Value (µF)	Case Size	Price Each 1	100	500	1000
551-475F10	10	4.7	B2	**.73**	**.61**	**.50**	**.45**
551-156FC10	10	15	C	**1.32**	**1.10**	**.91**	**.82**
551-225F20	20	2.2	B2	**.73**	**.61**	**.50**	**.45**
551-105F35	35	1.0	B2	**.73**	**.61**	**.50**	**.45**
551-475F35	35	4.7	D2	**1.69**	**1.40**	**1.16**	**1.04**
551-335F50	50	3.3	D2	**1.69**	**1.40**	**1.16**	**1.04**

NR-Series

- Operating temp. range: -55°C to +125°C
- Soldering heat resist.: 260°C for 5 sec.
- Capacitance toler.: ±10%

To order reels: add "/REEL" to Mouser Stock No.

For quantities greater than listed, call for quote.

MOUSER STOCK NO.	WVDC	Value (µF)	Case Size	Price Each 1	100	500	1000	Price Per Reel of 500	Price Per Reel of 2000
551-47C6.3	6.3	47	D	**.61**	**.41**	- - -	- - -	**185.00**	- - - - -
551-4.7C10	10	4.7	B2	**.29**	**.20**	**.18**	**.17**	- - - - -	**323.00**
551-15C10	10	15	C	**.40**	**.27**	- - -	- - -	**120.00**	- - - - -
551-3.3C16	16	3.3	B2	**.29**	**.20**	**.18**	**.17**	- - - - -	**323.00**
551-10C16	16	10	C	**.40**	**.27**	- - -	- - -	**120.00**	- - - - -
551-22C16	16	22	D	**.61**	**.41**	- - -	- - -	**185.00**	- - - - -
551-2.2C20	20	2.2	B2	**.29**	**.20**	**.18**	**.17**	- - - - -	**323.00**
551-4.7C20	20	4.7	C	**.40**	**.27**	- - -	- - -	**120.00**	- - - - -
551-1.5C25	25	1.5	B2	**.29**	**.20**	**.18**	**.17**	- - - - -	**323.00**
551-3.3C25	25	3.3	C	**.40**	**.27**	- - -	- - -	**120.00**	- - - - -
551-4.7C25	25	4.7	C	**.40**	**.27**	- - -	- - -	**120.00**	- - - - -
551-6.8C25	25	6.8	D2	**.82**	**.55**	- - -	- - -	**245.00**	- - - - -
551-10C25	25	10	D	**.61**	**.41**	- - -	- - -	**185.00**	- - - - -
551-0.1C35	35	0.1	A	**.25**	**.17**	**.15**	**.14**	- - - - -	**272.00**
551-.33C35	35	.33	A	**.25**	**.17**	**.15**	**.14**	- - - - -	**272.00**
551-1.0C35	35	1.0	B2	**.29**	**.20**	**.18**	**.17**	- - - - -	**323.00**
551-2.2C35	35	2.2	C	**.40**	**.27**	- - -	- - -	**120.00**	- - - - -
551-4.7C35	35	4.7	D	**.61**	**.41**	- - -	- - -	**185.00**	- - - - -
551-6.8C35	35	6.8	D	**.61**	**.41**	- - -	- - -	**185.00**	- - - - -

MATSUO 202 SERIES DIPPED SOLID TANTALUM CAPACITORS ±10%

Specifications:

- DC leakage: 0.01 CV or 0.5µA, whichever is greater
- Operating temperature range: -55°C to +85°C
- Failure rate: Less than 2% per 1000 hours

Case Size	6.3-35VDC D Max.	H Max.	Case Size	6.3-35VDC D Max.	H Max.
1	.142	.236	6	.217	.335
2	.150	.256	7	.217	.374
3	.157	.276	8	.256	.453
4	.189	.295	9	.295	.512
5	.197	.315	10	.315	.551

DIMENSIONS (IN.)

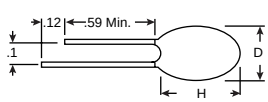

6.3 Volt (8V Surge) For quantities greater than listed, call for quote.

MOUSER STOCK NO.	Value (µF)	Case Size	Price Each 1	100	500	1000
540-6.8M06	6.8	1	**.33**	**.20**	**.15**	**.14**
540-10M06	10	2	**.44**	**.24**	**.20**	**.19**
540-15M06	15	3	**.52**	**.28**	**.23**	**.21**
540-22M06	22	4	**.61**	**.33**	**.26**	**.23**
540-33M06	33	5	**.75**	**.41**	**.33**	**.28**
540-47M06	47	6	**.98**	**.52**	**.41**	**.36**
540-68M06	68	7	**1.07**	**.67**	**.57**	**.50**
540-100M06	100	8	**1.89**	**1.46**	**1.13**	**1.01**
540-150M06	150	9	**2.86**	**2.20**	**1.72**	**1.53**
540-220M06	220	10	**4.35**	**3.66**	**2.87**	**2.55**

10 Volt (13V Surge) For quantities greater than listed, call for quote.

540-4.7M10	4.7	1	**.33**	**.20**	**.15**	**.14**
540-6.8M10	6.8	2	**.44**	**.24**	**.20**	**.19**
540-10M10	10	3	**.53**	**.29**	**.23**	**.21**
540-15M10	15	4	**.61**	**.33**	**.26**	**.23**
540-22M10	22	5	**.75**	**.41**	**.33**	**.28**
540-33M10	33	6	**.85**	**.45**	**.36**	**.31**
540-47M10	47	7	**1.17**	**.73**	**.57**	**.51**
540-68M10	68	8	**2.38**	**1.79**	**1.35**	**1.22**
540-100M10	100	9	**2.86**	**2.20**	**1.72**	**1.53**
540-150M10	150	10	**4.35**	**3.66**	**2.87**	**2.55**

16 Volt (20V Surge) For quantities greater than listed, call for quote.

MOUSER STOCK NO.	Value (µF)	Case Size	Price Each 1	100	500	1000
540-3.3M16	3.3	1	**.33**	**.20**	**.15**	**.14**
540-4.7M16	4.7	2	**.44**	**.24**	**.20**	**.19**
540-6.8M16	6.8	3	**.53**	**.29**	**.23**	**.21**
540-10M16	10	4	**.61**	**.33**	**.26**	**.23**
540-15M16	15	5	**.75**	**.41**	**.33**	**.28**
540-22M16	22	6	**.85**	**.45**	**.36**	**.31**
540-33M16	33	7	**1.17**	**.73**	**.57**	**.51**
540-47M16	47	8	**2.38**	**1.79**	**1.35**	**1.22**
540-68M16	68	9	**2.86**	**2.20**	**1.72**	**1.53**
540-100M16	100	10	**4.35**	**3.66**	**2.87**	**2.55**

20 Volt (25V Surge) For quantities greater than listed, call for quote.

540-2.2M20	2.2	1	**.33**	**.20**	**.15**	**.14**
540-3.3M20	3.3	2	**.44**	**.24**	**.20**	**.19**
540-4.7M20	4.7	3	**.53**	**.29**	**.23**	**.21**
540-6.8M20	6.8	4	**.61**	**.33**	**.26**	**.23**
540-10M20	10	5	**.75**	**.41**	**.33**	**.28**
540-15M20	15	6	**.94**	**.50**	**.40**	**.31**
540-22M20	22	7	**1.17**	**.73**	**.57**	**.51**
540-33M20	33	8	**2.38**	**1.79**	**1.35**	**1.22**
540-47M20	47	9	**2.86**	**2.20**	**1.72**	**1.53**
540-68M20	68	10	**4.35**	**3.66**	**2.87**	**2.55**

25 Volt (32V Surge) For quantities greater than listed, call for quote.

MOUSER STOCK NO.	Value (µF)	Case Size	Price Each 1	100	500	1000
540-1.5M25	1.5	1	**.33**	**.20**	**.15**	**.14**
540-2.2M25	2.2	2	**.44**	**.24**	**.20**	**.19**
540-3.3M25	3.3	3	**.53**	**.29**	**.23**	**.21**
540-4.7M25	4.7	4	**.61**	**.33**	**.26**	**.23**
540-6.8M25	6.8	5	**.75**	**.41**	**.33**	**.28**
540-10M25	10	6	**.85**	**.45**	**.36**	**.31**
540-15M25	15	7	**1.17**	**.73**	**.57**	**.51**
540-22M25	22	8	**2.86**	**2.20**	**1.72**	**1.53**
540-33M25	33	9	**2.86**	**2.20**	**1.72**	**1.53**
540-47M25	47	10	**4.35**	**3.66**	**2.87**	**2.55**

35 Volt (44V Surge) For quantities greater than listed, call for quote.

540-0.1M35	0.1	1	**.33**	**.20**	**.15**	**.14**
540-0.15M35	0.15	1	**.33**	**.20**	**.15**	**.14**
540-0.22M35	0.22	1	**.33**	**.20**	**.15**	**.14**
540-0.33M35	0.33	1	**.33**	**.20**	**.15**	**.14**
540-0.47M35	0.47	1	**.33**	**.20**	**.15**	**.14**
540-0.68M35	0.68	1	**.33**	**.20**	**.15**	**.14**
540-1.0M35	1.0	1	**.33**	**.20**	**.15**	**.14**
540-1.5M35	1.5	2	**.44**	**.24**	**.20**	**.19**
540-2.2M35	2.2	3	**.53**	**.29**	**.23**	**.21**
540-3.3M35	3.3	4	**.61**	**.33**	**.26**	**.23**
540-4.7M35	4.7	5	**.75**	**.41**	**.33**	**.28**
540-6.8M35	6.8	6	**.94**	**.50**	**.40**	**.34**
540-10M35	10	7	**1.17**	**.73**	**.57**	**.51**
540-15M35	15	8	**2.38**	**1.79**	**1.35**	**1.22**
540-22M35	22	9	**2.60**	**2.20**	**1.72**	**1.53**
540-33M35	33	10	**4.35**	**3.66**	**2.87**	**2.55**

Tantalum Capacitors

FB SERIES EPOXY DIPPED SOLID TANTALUM CAPACITORS

THOMSON PASSIVE COMPONENTS

6.3 Volt (8V Surge) For quantities greater than listed, call for quote.

MOUSER STOCK NO.	Fig.	Value (µF)	Dimen. (In.) D Max.	Dimen. (In.) H Max.	Price Each 1	Price Each 10	Price Each 100
Tolerance ±10%							
581-3.3K06V	A	3.3	.177	.276	.27	.23	.18
581-4.7K06V	A	4.7	.177	.276	.27	.23	.18
581-6.8K06V	A	6.8	.177	.276	.32	.28	.23
581-10K06V	A	10	.177	.295	.33	.29	.24
581-15K06V	A	15	.197	.335	.39	.33	.27
581-22K06V	A	22	.197	.354	.44	.38	.30
581-33K06V	A	33	.217	.354	.45	.39	.31
581-47K06V	A	47	.236	.394	.74	.64	.50
581-68K06V	A	68	.256	.394	.81	.71	.54
581-100K06V	A	100	.276	.394	1.68	1.47	1.20
581-150K06V	A	150	.335	.551	1.93	1.65	1.43
581-220K06V	B	220	.354	.571	3.05	2.61	2.37
Tolerance ±20%							
581-3.3M06V	A	3.3	.177	.276	.26	.22	.17
581-4.7M06V	A	4.7	.177	.276	.26	.22	.17
581-10M06V	A	10	.177	.295	.32	.28	.23
581-22M06V	A	22	.197	.354	.43	.37	.28
581-33M06V	A	33	.217	.354	.43	.37	.28
581-47M06V	A	47	.236	.394	.70	.60	.47
581-100M06V	A	100	.276	.394	1.59	1.37	1.13
581-220M06V	B	220	.354	.571	2.75	2.33	2.12

10 Volt (13V Surge) For quantities greater than listed, call for quote.

MOUSER STOCK NO.	Fig.	Value (µF)	Dimen. (In.) D Max.	Dimen. (In.) H Max.	Price Each 1	Price Each 10	Price Each 100
Tolerance ±10%							
581-3.3K10V	A	3.3	.177	.276	.27	.23	.18
581-4.7K10V	A	4.7	.177	.276	.30	.26	.21
581-6.8K10V	A	6.8	.177	.295	.32	.28	.23
581-10K10V	A	10	.197	.335	.41	.36	.28
581-15K10V	A	15	.197	.354	.45	.39	.31
581-22K10V	A	22	.217	.354	.60	.52	.41
581-33K10V	A	33	.236	.394	.73	.63	.49
581-47K10V	A	47	.256	.394	1.04	.88	.70
581-68K10V	A	68	.276	.394	1.41	1.22	1.01
581-100K10V	B	100	.335	.551	1.95	1.67	1.45
581-150K10V	B	150	.354	.630	3.11	2.66	2.42
Tolerance ±20%							
581-2.2M10V	A	2.2	.177	.276	.26	.22	.17
581-3.3M10V	A	3.3	.177	.276	.26	.22	.17
581-4.7M10V	A	4.7	.177	.276	.28	.24	.19
581-10M10V	A	10	.197	.335	.31	.27	.22
581-22M10V	A	22	.217	.354	.57	.49	.39
581-33M10V	A	33	.236	.394	.70	.60	.47
581-47M10V	A	47	.256	.394	1.00	.84	.67
581-100M10V	B	100	.335	.551	1.68	1.47	1.20
581-220M10V	B	220	.394	.669	4.09	3.60	3.34

16 Volt (20V Surge) For quantities greater than listed, call for quote.

MOUSER STOCK NO.	Fig.	Value (µF)	Dimen. (In.) D Max.	Dimen. (In.) H Max.	Price Each 1	Price Each 10	Price Each 100
Tolerance ±10%							
581-1.5K16V	A	1.5	.177	.276	.27	.23	.18
581-2.2K16V	A	2.2	.177	.276	.27	.23	.18
581-3.3K16V	A	3.3	.177	.276	.28	.24	.19
581-4.7K16V	A	4.7	.177	.295	.33	.29	.24
581-6.8K16V	A	6.8	.197	.335	.39	.33	.27
581-10K16V	A	10	.197	.354	.50	.43	.34
581-15K16V	A	15	.217	.354	.64	.54	.43
581-22K16V	A	22	.236	.394	.73	.63	.49
581-33K16V	A	33	.236	.394	.81	.71	.54
581-47K16V	A	47	.315	.512	1.67	1.44	1.18
581-68K16V	B	68	.354	.551	2.03	1.69	1.49
581-100K16V	B	100	.354	.630	2.88	2.45	2.22

16 Volt (20V Surge) (Cont.)

For quantities greater than listed, call for quote.

MOUSER STOCK NO.	Fig.	Value (µF)	Dimen. (In.) D Max.	Dimen. (In.) H Max.	Price Each 1	Price Each 10	Price Each 100
Tolerance ±20%							
581-2.2M16V	A	2.2	.177	.276	.26	.22	.17
581-3.3M16V	A	3.3	.177	.276	.26	.24	.19
581-4.7M16V	A	4.7	.177	.295	.30	.26	.21
581-6.8M16V	A	6.8	.197	.335	.38	.32	.26
581-10M16V	A	10	.197	.354	.48	.41	.30
581-15M16V	A	15	.217	.354	.60	.52	.41
581-22M16V	A	22	.236	.394	.70	.60	.47
581-33M16V	A	33	.236	.394	.77	.67	.52
581-47M16V	A	47	.315	.512	1.59	1.37	1.13
581-100M16V	B	100	.354	.630	2.75	2.33	2.12

20 Volt (25V Surge) For quantities greater than listed, call for quote.

MOUSER STOCK NO.	Fig.	Value (µF)	Dimen. (In.) D Max.	Dimen. (In.) H Max.	Price Each 1	Price Each 10	Price Each 100
Tolerance ±10%							
581-1.0K20V	A	1.0	.177	.276	.27	.23	.18
581-1.5K20V	A	1.5	.177	.276	.27	.23	.18
581-2.2K20V	A	2.2	.177	.276	.27	.23	.18
581-3.3K20V	A	3.3	.177	.295	.34	.30	.25
581-4.7K20V	A	4.7	.197	.335	.44	.38	.30
581-6.8K20V	A	6.8	.197	.354	.53	.45	.36
581-10K20V	A	10	.217	.354	.60	.52	.41
581-15K20V	A	15	.236	.394	.66	.55	.45
581-22K20V	A	22	.276	.394	1.54	1.32	1.09
581-33K20V	A	33	.315	.512	1.61	1.39	1.14
581-47K20V	A	47	.335	.551	2.49	2.10	1.89
581-68K20V	B	68	.354	.630	3.49	3.04	2.79
581-100K20V	B	100	.354	.630	4.18	3.67	3.42
Tolerance ±20%							
581-1.0M20V	A	1.0	.177	.276	.26	.22	.17
581-2.2M20V	A	2.2	.177	.276	.27	.23	.18
581-3.3M20V	A	3.3	.177	.295	.32	.28	.23
581-4.7M20V	A	4.7	.197	.335	.43	.37	.28
581-10M20V	A	10	.217	.354	.53	.45	.36
581-22M20V	A	22	.276	.394	1.25	1.09	.89
581-33M20V	A	33	.315	.512	1.54	1.32	1.09
581-47M20V	B	47	.335	.551	2.18	1.79	1.57
581-100M20V	B	100	.354	.630	3.91	3.44	3.17

25 Volt (32V Surge) For quantities greater than listed, call for quote.

MOUSER STOCK NO.	Fig.	Value (µF)	Dimen. (In.) D Max.	Dimen. (In.) H Max.	Price Each 1	Price Each 10	Price Each 100
Tolerance ±10%							
581-1.0K25V	A	1.0	.177	.276	.27	.23	.18
581-1.5K25V	A	1.5	.177	.276	.27	.23	.18
581-2.2K25V	A	2.2	.177	.276	.31	.27	.22
581-3.3K25V	A	3.3	.177	.295	.34	.30	.25
581-4.7K25V	A	4.7	.197	.335	.47	.40	.32
581-6.8K25V	A	6.8	.197	.354	.55	.48	.37
581-10K25V	A	10	.217	.354	.64	.54	.43
581-15K25V	A	15	.236	.394	.70	.60	.47
581-22K25V	A	22	.276	.394	1.56	1.33	1.10
581-33K25V	B	33	.315	.512	2.30	1.92	1.72
581-47K25V	B	47	.354	.571	4.15	3.65	3.39
Tolerance ±20%							
581-1.0M25V	A	1.0	.177	.276	.26	.22	.17
581-2.2M25V	A	2.2	.177	.276	.29	.25	.20
581-3.3M25V	A	3.3	.177	.295	.33	.29	.24
581-4.7M25V	A	4.7	.197	.335	.44	.38	.30
581-10M25V	A	10	.217	.354	.59	.50	.40
581-22M25V	A	22	.276	.394	1.48	1.27	1.05
581-33M25V	B	33	.315	.512	2.18	1.79	1.57
581-47M25V	B	47	.354	.571	3.95	3.49	3.22

- DC leakage: 0.01CV or .5µA, whichever is greater
- Operating temperature: -55°C to +85°C, Δ C/C ≤ 12%
- Reliability: 1% per 1000 hours @ +85°C with 0.1Ω series impedance
- Tolerance ±10%, ±20%

DIMENSIONS (IN.)

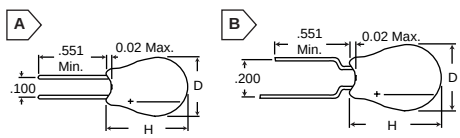

35 Volt (44V Surge) For quantities greater than listed, call for quote.

MOUSER STOCK NO.	Fig.	Value (µF)	Dimen. (In.) D Max.	Dimen. (In.) H Max.	Price Each 1	Price Each 10	Price Each 100
Tolerance ±10%							
581-0.1K35V	A	0.10	.177	.276	.22	.19	.15
581-0.15K35V	A	0.15	.177	.276	.22	.19	.15
581-0.22K35V	A	0.22	.177	.276	.22	.19	.15
581-0.33K35V	A	0.33	.177	.276	.22	.19	.15
581-0.47K35V	A	0.47	.177	.276	.22	.19	.15
581-0.68K35V	A	0.68	.177	.276	.22	.19	.15
581-1.0K35V	A	1.0	.177	.276	.27	.23	.18
581-1.5K35V	A	1.5	.177	.276	.31	.27	.22
581-2.2K35V	A	2.2	.177	.295	.34	.30	.25
581-3.3K35V	A	3.3	.197	.335	.47	.40	.32
581-4.7K35V	A	4.7	.217	.354	.55	.48	.37
581-6.8K35V	A	6.8	.236	.394	.64	.54	.43
581-10K35V	A	10	.236	.394	.74	.64	.50
581-15K35V	A	15	.276	.394	1.73	1.48	1.24
581-22K35V	B	22	.335	.551	2.11	1.76	1.53
581-33K35V	B	33	.354	.571	3.94	3.48	3.21
581-47K35V	B	47	.354	.630	4.23	3.71	3.47
Tolerance ±20%							
581-0.1M35V	A	0.10	.177	.276	.21	.18	.14
581-0.22M35V	A	0.22	.177	.276	.21	.18	.14
581-0.33M35V	A	0.33	.177	.276	.21	.18	.14
581-0.47M35V	A	0.47	.177	.276	.21	.18	.14
581-1.0M35V	A	1.0	.177	.276	.26	.22	.17
581-1.5M35V	A	1.5	.177	.276	.29	.25	.20
581-2.2M35V	A	2.2	.177	.295	.33	.29	.24
581-3.3M35V	A	3.3	.197	.335	.44	.38	.30
581-4.7M35V	A	4.7	.217	.354	.53	.45	.36
581-6.8M35V	A	6.8	.236	.394	.64	.54	.43
581-10M35V	A	10	.236	.394	.70	.60	.47
581-15M35V	A	15	.276	.394	1.65	1.41	1.16
581-22M35V	B	22	.335	.551	2.01	1.68	1.48
581-33M35V	B	33	.354	.571	3.75	3.29	3.03
581-47M35V	B	47	.354	.630	4.02	3.54	3.27

50 Volt (63V Surge) For quantities greater than listed, call for quote.

MOUSER STOCK NO.	Fig.	Value (µF)	Dimen. (In.) D Max.	Dimen. (In.) H Max.	Price Each 1	Price Each 10	Price Each 100
Tolerance ±20%							
581-0.1M50V	A	0.10	.177	.276	.25	.20	.16
581-0.22M50V	A	0.22	.177	.276	.26	.22	.17
581-0.33M50V	A	0.33	.177	.295	.26	.22	.17
581-0.47M50V	A	0.47	.177	.295	.29	.25	.20
581-0.68M50V	A	0.68	.177	.295	.34	.30	.25
581-1.0M50V	A	1.0	.197	.335	.41	.36	.28
581-2.2M50V	A	2.2	.217	.354	.84	.72	.57
581-3.3M50V	A	3.3	.236	.394	1.22	1.05	.83
581-4.7M50V	A	4.7	.256	.394	1.61	1.39	1.14

TYPE TAC MOLDED SOLID TANTALUM CAPACITORS

MALLORY

The TAC construction includes the same dry electrolyte sintered tantalum anode as used in high reliability military type capacitors. The capacitors are fully precision molded in high impact resistant epoxy cases specifically designed to close tolerance for adaption to high speed automatic insertion applications. Cases are tapered at the positive lead for quick polarity identification. Lead wires are high purity nickel with solder coating.

Specifications:

- Temperature range: -55°C to +125°C
- Capacitance tolerance: ±10%

DIMENSIONS (IN.)

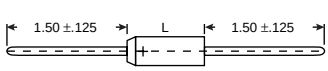

10 Volt (13V Surge) For quantities greater than listed, call for quote.

MOUSER STOCK NO.	Value (µF)	Case Size D x L (In.)	Price Each 1	Price Each 100	Price Each 500
539-TAC10V106K	10	.110 x .290	.51	.34	.26
539-TAC10V226K	22	.180 x .345	.84	.56	.42
539-TAC10V476K	47	.180 x .420	.99	.66	.50

15 Volt (20V Surge) For quantities greater than listed, call for quote.

MOUSER STOCK NO.	Value (µF)	Case Size D x L (In.)	Price Each 1	Price Each 100	Price Each 500
539-TAC15V225K	2.2	.095 x .260	.45	.30	.22
539-TAC15V685K	6.8	.110 x .290	.53	.35	.26
539-TAC15V226K	22	.180 x .420	.99	.66	.50
539-TAC15V336K	33	.180 x .420	.99	.66	.50

20 Volt (26V Surge) For quantities greater than listed, call for quote.

MOUSER STOCK NO.	Value (µF)	Case Size D x L (In.)	Price Each 1	Price Each 100	Price Each 500
539-TAC20V105K	1.0	.095 x .260	.45	.30	.22
539-TAC20V475K	4.7	.110 x .290	.53	.35	.42
539-TAC20V226K	22	.180 x .420	.99	.66	.50
539-TAC20V107K	100	.300 x .710	4.89	3.43	2.58

25 Volt (33V Surge) For quantities greater than listed, call for quote.

MOUSER STOCK NO.	Value (µF)	Case Size D x L (In.)	Price Each 1	Price Each 100	Price Each 500
539-TAC25V225K	2.2	.110 x .290	.53	.35	.26
539-TAC25V106K	10	.180 x .345	.84	.56	.42
539-TAC25V476K	47	.280 x .550	3.19	2.13	1.60

35 Volt (46V Surge) For quantities greater than listed, call for quote.

MOUSER STOCK NO.	Value (µF)	Case Size D x L (In.)	Price Each 1	Price Each 100	Price Each 500
539-TAC35V474K	0.47	.095 x .260	.45	.30	.22
539-TAC35V155K	1.5	.110 x .290	.53	.35	.26
539-TAC35V335K	3.3	.180 x .345	.87	.67	.54
539-TAC35V475K	4.7	.180 x .420	.84	.56	.42
539-TAC35V685K	6.8	.180 x .420	.90	.60	.45
539-TAC35V226K	22	.280 x .550	1.48	1.23	.93
539-TAC35V476K	47	.300 x .710	4.89	3.43	2.58

50 Volt (65V Surge) For quantities greater than listed, call for quote.

MOUSER STOCK NO.	Value (µF)	Case Size D x L (In.)	Price Each 1	Price Each 100	Price Each 500
539-TAC50V104K	0.1	.095 x .260	.48	.32	.24
539-TAC50V224K	0.22	.095 x .260	.48	.32	.24
539-TAC50V474K	0.47	.110 x .290	.59	.39	.30
539-TAC50V105K	1.0	.110 x .290	.59	.39	.30
539-TAC50V225K	2.2	.180 x .345	.96	.64	.48
539-TAC50V475K	4.7	.180 x .420	1.19	.79	.59

Ceramic Chip Surface Mount Capacitors

0805 SMD CASE 50 VOLT

To order reels: add **"/REEL"** to Mouser Stock No.

T.C.: NPO Temperature Stable

For quantities greater than listed, call for quote.

MOUSER STOCK NO.	Value	Tol±	Price Each 1	100	500	1000	Price Per Reel of 4000 1	2
140-CC501N0.5C	0.5pF	.25pF	.19	.063	.050	.038	75.60	69.93
140-CC501N1.0C	1.0pF	.25pF	.19	.063	.050	.038	75.60	69.93
140-CC501N1.5C	1.5pF	.25pF	.19	.063	.050	.038	75.60	69.93
140-CC501N2.0C	2.0pF	.25pF	.19	.063	.050	.038	75.60	69.93
140-CC501N2.2C	2.2pF	.25pF	.19	.063	.050	.038	75.60	69.93
140-CC501N3.0C	3.0pF	.25pF	.20	.068	.054	.041	79.20	73.26
140-CC501N3.3C	3.3pF	.25pF	.20	.068	.054	.041	79.20	73.26
140-CC501N3.9C	3.9pF	.25pF	.20	.068	.054	.041	79.20	73.26
140-CC501N4.0C	4.0pF	.25pF	.20	.068	.054	.041	79.20	73.26
140-CC501N4.7C	4.7pF	.25pF	.20	.068	.054	.041	79.20	73.26
140-CC501N4.7K	4.7pF	10%	.19	.065	.051	.039	71.28	65.93
140-CC501N5.0D	5.0pF	.5pF	.20	.068	.054	.041	79.20	73.26
140-CC501N6.0D	6.0pF	.5pF	.20	.068	.054	.041	79.20	73.26
140-CC501N6.8D	6.8pF	.5pF	.20	.068	.054	.041	79.20	73.26
140-CC501N7.0D	7.0pF	.5pF	.20	.068	.054	.041	79.20	73.26
140-CC501N8.0D	8.0pF	.5pF	.20	.068	.054	.041	79.20	73.26
140-CC501N9.0D	9.0pF	.5pF	.20	.068	.054	.041	79.20	73.26
140-CC501N100D	10pF	.5pF	.20	.068	.054	.041	79.20	73.26
140-CC501N100K	10pF	10%	.19	.065	.051	.039	71.28	65.93
140-CC501N120J	12pF	5%	.23	.077	.061	.046	90.00	83.25
140-CC501N150J	15pF	5%	.23	.077	.061	.046	90.00	83.25
140-CC501N180J	18pF	5%	.23	.077	.061	.046	90.00	83.25
140-CC501N220J	22pF	5%	.23	.077	.061	.046	90.00	83.25
140-CC501N220K	22pF	10%	.22	.073	.058	.044	81.00	74.93
140-CC501N270J	27pF	5%	.23	.077	.061	.046	90.00	83.25
140-CC501N330J	33pF	5%	.23	.077	.061	.046	90.00	83.25
140-CC501N390J	39pF	5%	.23	.077	.061	.046	90.00	83.25
140-CC501N470J	47pF	5%	.23	.077	.061	.046	90.00	83.25
140-CC501N470K	47pF	10%	.22	.073	.058	.044	81.00	74.93
140-CC501N560J	56pF	5%	.23	.077	.061	.046	90.00	83.25
140-CC501N680J	68pF	5%	.24	.081	.065	.049	97.20	89.91
140-CC501N820J	82pF	5%	.24	.081	.065	.049	97.20	89.91
140-CC501N101J	100pF	5%	.24	.081	.065	.049	97.20	89.91
140-CC501N101K	100pF	10%	.23	.077	.062	.047	87.48	80.92
140-CC501N121J	120pF	5%	.24	.081	.065	.049	97.20	89.91
140-CC501N151J	150pF	5%	.24	.081	.065	.049	97.20	89.91
140-CC501N181J	180pF	5%	.24	.081	.065	.049	97.20	89.91
140-CC501N221J	220pF	5%	.26	.086	.068	.051	100.80	93.24
140-CC501N221K	220pF	10%	.25	.082	.065	.048	90.72	83.92
140-CC501N271J	270pF	5%	.26	.086	.068	.051	100.80	93.24
140-CC501N331J	330pF	5%	.26	.086	.068	.051	100.80	93.24
140-CC501N391J	390pF	5%	.29	.095	.076	.057	111.60	103.23
140-CC501N471J	470pF	5%	.31	.100	.083	.062	122.40	113.22
140-CC501N471K	470pF	10%	.30	.099	.079	.059	110.16	101.90
140-CC501N561J	560pF	5%	.34	.110	.090	.068	133.20	123.21
140-CC501N681J	680pF	5%	.35	.120	.094	.070	140.40	129.87
140-CC501N821J	820pF	5%	.38	.130	.100	.076	147.60	136.53
140-CC501N102J	1000pF	5%	.41	.140	.110	.081	158.40	146.52

To order reels: add **"/REEL"** to Mouser Stock No.

T.C.: X7R Temperature Stable

For quantities greater than listed, call for quote.

140-CC501B221K	220pF	10%	.22	.072	.058	.043	86.40	79.92
140-CC501B271K	270pF	10%	.22	.072	.058	.043	86.40	79.92
140-CC501B331K	330pF	10%	.22	.072	.058	.043	86.40	79.92
140-CC501B391K	390pF	10%	.22	.072	.058	.043	86.40	79.92
140-CC501B471K	470pF	10%	.22	.072	.058	.043	86.40	79.92
140-CC501B561K	560pF	10%	.23	.077	.061	.046	90.00	83.25
140-CC501B681K	680pF	10%	.23	.077	.061	.046	90.00	83.25
140-CC501B821K	820pF	10%	.23	.077	.061	.046	90.00	83.25
140-CC501B102K	1000pF	10%	.23	.077	.061	.046	90.00	83.25
140-CC501B122K	1200pF	10%	.23	.077	.061	.046	90.00	83.25
140-CC501B152K	1500pF	10%	.23	.077	.061	.046	90.00	83.25
140-CC501B182K	1800pF	10%	.23	.077	.061	.046	90.00	83.25
140-CC501B222K	2200pF	10%	.23	.077	.061	.046	90.00	83.25
140-CC501B272K	2700pF	10%	.26	.086	.068	.051	100.80	93.24
140-CC501B332K	3300pF	10%	.26	.086	.068	.051	100.80	93.24
140-CC501B392K	3900pF	10%	.26	.086	.068	.051	100.80	93.24
140-CC501B472K	4700pF	10%	.26	.086	.068	.051	100.80	93.24
140-CC501B562K	5600pF	10%	.27	.090	.072	.054	108.00	99.90
140-CC501B682K	6800pF	10%	.27	.090	.072	.054	108.00	99.90
140-CC501B822K	8200pF	10%	.29	.095	.076	.057	111.60	103.23
140-CC501B103K	.01µF	10%	.29	.095	.076	.057	111.60	103.23
140-CC501B123K	.012µF	10%	.30	.099	.079	.059	118.80	109.89
140-CC501B153K	.015µF	10%	.32	.110	.086	.065	129.60	119.88
140-CC501B183K	.018µF	10%	.35	.120	.094	.070	140.40	129.87
140-CC501B223K	.022µF	10%	.38	.130	.100	.076	147.60	136.53
140-CC501B273K	.027µF	10%	.42	.140	.110	.084	165.60	153.18

To order reels: add **"/REEL"** to Mouser Stock No.

T.C.: Z5U Temperature Stable

For quantities greater than listed, call for quote.

140-CC501Z103M	.01µF	20%	.11	.038	.034	.031	84.00	77.70
140-CC501Z153M	.015µF	20%	.11	.038	.034	.031	99.00	91.58
140-CC501Z223M	.022µF	20%	.12	.041	.037	.034	99.00	91.58
140-CC501Z333M	.033µF	20%	.12	.041	.037	.034	99.00	91.58
140-CC501Z393M	.039µF	20%	.12	.041	.037	.034	104.00	96.20
140-CC501Z473M	.047µF	20%	.12	.041	.037	.034	104.00	96.20

To Order Reels: Add "/REEL" to MOUSER STOCK NO.

Available on Reels

Features:

- Miniature in size, high capacitance to volume ratio
- Non-polar design
- High mounting density
- Standard tape and reel
- 50 volt rating

New Expanded Selection

DIMENSIONS (mm)

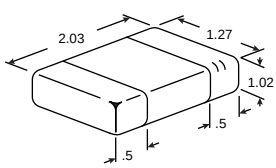

0805 SMD Case

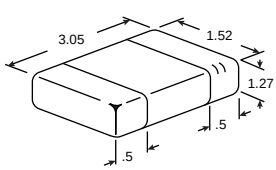

1206 SMD Case

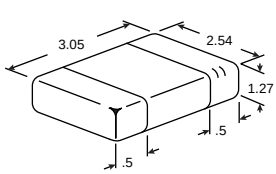

1210 SMD Case

1206 SMD CASE 50 VOLT

To order reels: add **"/REEL"** to Mouser Stock No.

For quantities greater than listed, call for quote.

MOUSER STOCK NO.	Value	Tol±	Price Each 1	100	500	1000	Price Per Reel of 4000 1	2
T.C.: NPO Temperature Stable								
140-CC502N0.5C	0.5pF	.25pF	.23	.091	.073	.054	108.00	99.90
140-CC502N1.0C	1.0pF	.25pF	.23	.091	.073	.055	108.00	99.90
140-CC502N1.5C	1.5pF	.25pF	.23	.091	.073	.055	108.00	99.90
140-CC502N1.8C	1.8pF	.25pF	.27	.110	.086	.065	129.60	119.88
140-CC502N2.2C	2.2pF	.25pF	.24	.095	.076	.057	111.60	103.23
140-CC502N2.7C	2.7pF	.25pF	.24	.095	.076	.057	111.60	103.23
140-CC502N3.3C	3.3pF	.25pF	.24	.095	.076	.057	111.60	103.23
140-CC502N3.9C	3.9pF	.25pF	.24	.095	.076	.057	111.60	103.23
140-CC502N4.7C	4.7pF	.25pF	.24	.095	.076	.057	111.60	103.23
140-CC502N5.1D	5.1pF	.5pF	.24	.095	.076	.057	111.60	103.23
140-CC502N5.6D	5.6pF	.5pF	.24	.095	.076	.057	111.60	103.23
140-CC502N6.8D	6.8pF	.5pF	.24	.095	.076	.057	111.60	103.23
140-CC502N7.5D	7.5pF	.5pF	.24	.095	.076	.057	111.60	103.23
140-CC502N8.2D	8.2pF	.5pF	.24	.095	.076	.057	111.60	103.23
140-CC502N9.1D	9.1pF	.5pF	.24	.095	.076	.057	111.60	103.23
140-CC502N100D	10pF	.5pF	.23	.091	.073	.055	108.00	99.90
140-CC502N120J	12pF	5%	.25	.098	.078	.059	115.20	106.56
140-CC502N150J	15pF	5%	.25	.098	.078	.059	115.20	106.56
140-CC502N180J	18pF	5%	.25	.098	.078	.059	115.20	106.56
140-CC502N200J	20pF	5%	.23	.092	.073	.055	108.00	99.90
140-CC502N220J	22pF	5%	.23	.092	.073	.055	108.00	99.90
140-CC502N270J	27pF	5%	.25	.098	.078	.059	115.20	106.56
140-CC502N330J	33pF	5%	.26	.100	.082	.061	122.40	113.22
140-CC502N390J	39pF	5%	.25	.100	.078	.059	115.20	106.56
140-CC502N470J	47pF	5%	.29	.110	.091	.069	136.80	126.54
140-CC502N510J	51pF	5%	.29	.110	.091	.069	136.80	126.54
140-CC502N560J	56pF	5%	.29	.110	.091	.069	136.80	126.54
140-CC502N680J	68pF	5%	.29	.110	.091	.069	136.80	126.54
140-CC502N820J	82pF	5%	.28	.110	.091	.069	136.80	126.54
140-CC502N101J	100pF	5%	.28	.110	.088	.066	129.60	119.88
140-CC502N121J	120pF	5%	.27	.110	.087	.066	129.60	119.88
140-CC502N151J	150pF	5%	.28	.110	.087	.066	126.00	116.55
140-CC502N221J	220pF	5%	.28	.110	.087	.066	135.00	124.88
140-CC502N331J	330pF	5%	.28	.110	.087	.066	159.00	147.08
140-CC502N471J	470pF	5%	.28	.110	.087	.066	175.00	161.88
T.C.: X7R Temperature Stable								
140-CC502B391K	390pF	10%	.22	.087	.070	.052	104.40	96.57
140-CC502B471K	470pF	10%	.23	.091	.073	.054	115.20	106.56
140-CC502B561K	560pF	10%	.23	.091	.073	.054	108.00	99.90
140-CC502B681K	680pF	10%	.23	.090	.072	.054	108.00	99.90
140-CC502B821K	820pF	10%	.23	.090	.072	.054	108.00	99.90
140-CC502B102K	1000pF	10%	.24	.095	.076	.057	111.60	103.23
140-CC502B122K	1200pF	10%	.24	.095	.076	.057	111.60	103.23
140-CC502B152K	1500pF	10%	.24	.095	.076	.057	111.60	103.23
140-CC502B182K	1800pF	10%	.24	.095	.076	.057	111.60	103.23
140-CC502B222K	2200pF	10%	.22	.088	.071	.053	104.40	96.57
140-CC502B272K	2700pF	10%	.24	.096	.077	.057	111.60	103.23
140-CC502B332K	3300pF	10%	.24	.095	.076	.057	111.60	103.23
140-CC502B392K	3900pF	10%	.26	.110	.084	.063	122.40	113.22
140-CC502B472K	4700pF	10%	.27	.110	.085	.064	126.00	116.55
140-CC502B562K	5600pF	10%	.28	.110	.088	.066	129.60	119.88
140-CC502B682K	6800pF	10%	.28	.110	.095	.068	133.20	123.21
140-CC502B822K	8200pF	10%	.29	.120	.093	.070	136.80	126.54
140-CC502B103K	.01µF	10%	.30	.120	.095	.072	140.40	129.87
140-CC502B123K	.012µF	10%	.32	.130	.110	.075	147.60	136.53
140-CC502B153K	.015µF	10%	.34	.130	.110	.080	158.40	146.52
140-CC502B183K	.018µF	10%	.40	.160	.130	.095	187.20	173.16
140-CC502B223K	.022µF	10%	.37	.150	.120	.088	172.80	159.84
140-CC502B273K	.027µF	10%	.42	.170	.130	.100	198.00	183.15
140-CC502B333K	.033µF	10%	.45	.180	.140	.110	212.40	196.47
140-CC502B393K	.039µF	10%	.46	.180	.150	.110	216.00	199.80
140-CC502B473K	.047µF	10%	.46	.180	.150	.110	216.00	199.80
140-CC502B683K	.068µF	10%	.80	.320	.260	.190	249.50	224.55

To order reels: add **"/REEL"** to Mouser Stock No.

T.C.: X7R Temperature Stable

For quantities greater than listed, call for quote.

MOUSER STOCK NO.	Value	Tol±	Price Each 1	100	500	1000	Price Per Reel of 3000 1	2
140-CC502B104K	.1µF	10%	.80	.32	.26	.19	283.50	262.24

To order reels: add **"/REEL"** to Mouser Stock No.

T.C.: Z5U Temperature Stable

For quantities greater than listed, call for quote.

MOUSER STOCK NO.	Value	Tol±	Price Each 1	100	500	1000	Price Per Reel of 4000 1	2
140-CC502Z683M	.068µF	20%	.15	.060	.054	.050	149.00	137.83
140-CC502Z104M	.1µF	20%	.11	.045	.041	.037	113.00	104.53
140-CC502Z224M	.22µF	20%	.20	.081	.073	.067	180.00	166.50

1210 SMD CASE

To order reels: add **"/REEL"** to Mouser Stock No.

T.C.: Z5U Temperature Stable

For quantities greater than listed, call for quote.

MOUSER STOCK NO.	Value	Tol±	Price Each 1	100	500	1000	Price Per Reel of 3000 1	2
140-CC503Z224M	.22µF	20%	.27	.11	.099	.090	225.00	208.13

Ceramic Disc Capacitors and Kits

EIA CLASS 2 DISC CERAMIC CAPACITORS

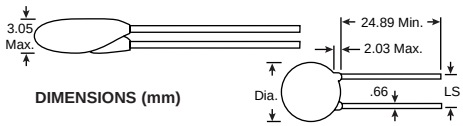

DIMENSIONS (mm)

50 Volt

For quantities greater than listed, call for quote.

MOUSER STOCK NO.	Value	Dia. Max.	LS	Price Each 1	100	200
Tolerance: ±10% Temp. Coeff.: Y5P						
140-CD50P2-101K	100pF	5.0	2.5	.08	.043	.034
140-CD50P2-121K	120pF	5.0	2.5	.08	.043	.034
140-CD50P2-151K	150pF	5.0	2.5	.08	.043	.034
140-CD50P2-201K	200pF	5.0	2.5	.08	.043	.034
140-CD50P2-221K	220pF	5.0	2.5	.08	.043	.034
140-CD50P2-271K	270pF	5.0	2.5	.08	.043	.034
212-2112-301K	300pF	5.0	2.5	.08	.043	.034
140-CD50P2-331K	330pF	5.0	2.5	.08	.043	.034
140-CD50P2-471K	470pF	5.0	2.5	.08	.043	.034
140-CD50P2-102K	1000pF	5.0	2.5	.08	.043	.034
140-CD50P5-202K	2000pF	5.0	5.0	.08	.05	.04
140-CD50P5-103K	10000pF	10	5.0	.17	.11	.09
Tolerance: ±20% Temp. Coeff.: Y5P						
140-CD50P6-102M	1000pF	5.5	6.4	.13	.046	.036
140-CD50P6-502M	5000pF	8.5	6.4	.14	.094	.048
140-CD50P6-103M	10000pF	10	6.4	.16	.13	.11
Tolerance: ±20% Temp. Coeff.: Z5U						
140-CD50Z6-102M	.001µF	5.5	6.4	.07	.024	.022
140-CD50Z6-202M	.002µF	5.5	6.4	.07	.024	.022
140-CD50Z6-502M	.005µF	6.6	6.4	.07	.024	.022
140-CD50Z6-103M	.01µF	8.5	6.4	.08	.025	.023
140-CD50Z6-203M	.02µF	10	6.4	.12	.043	.039
Tolerance: +80% to -20% Temp. Coeff.: Z5V						
140-CD50Z6-102Z	.001µF	6.6	6.4	.12	.077	.033
140-CD50Z6-202Z	.002µF	6.6	6.4	.12	.077	.033
140-CD50Z6-502Z	.005µF	6.6	6.4	.12	.077	.033
140-CD50Z6-103Z	.01µF	8.5	6.4	.13	.083	.036
140-CD50Z6-203Z	.02µF	10	6.4	.14	.094	.053
140-CD50Z9-503Z	.05µF	13	9.5	.16	.13	.11
140-CD50Z9-104Z	.1µF	7.5	9.5	.23	.12	.11
Tolerance: +80% to -20% Temp. Coeff.: Z5V						
140-CD50Q6-102Z	.001µF	6.5	6.4	.12	.077	.033
140-CD50Q6-103Z	.01µF	8.5	6.4	.13	.083	.036
140-CD50Q6-203Z	.02µF	8.5	6.4	.14	.094	.048
140-CD50Q9-503Z	.05µF	12.5	9.5	.16	.13	.11
140-CD50Q9-104Z	.1µF	7.0	9.5	.18	.16	.13
140-CD50Q5-102Z	.001µF	5.5	5.0	.11	.070	.03
140-CD50Q5-103Z	.01µF	6.5	5.0	.12	.076	.033
140-CD50Q7-203Z	.02µF	8.5	7.5	.13	.065	.043
140-CD50Q10-503Z	.05µF	13	10	.15	.12	.099

100 Volt

For quantities greater than listed, call for quote.

MOUSER STOCK NO.	Value	Dia. Max.	LS	Price Each 1	100	200
Tolerance: +80% to -20% Temp. Coeff.: Z5V						
140-CD100Z6-102Z	.001µF	10	6.4	.15	.095	.04
140-CD100Z6-202Z	.002µF	10	6.4	.15	.095	.04
140-CD100Z6-502Z	.005µF	10	6.4	.15	.095	.04
140-CD100Z6-103Z	.01µF	10	6.4	.15	.098	.045
140-CD100Z6-203Z	.02µF	12.5	6.4	.18	.12	.057
140-CD100Z9-503Z	.05µF	15	9.5	.19	.15	.11
140-CD100Z9-104Z	.1µF	15	9.5	.25	.17	.14

500 Volt

For quantities greater than listed, call for quote.

MOUSER STOCK NO.	Value	Dia. Max.	LS	Price Each 1	100	200
Tolerance: ±20% Temp. Coeff.: Y5F						
140-CD500F6-005M	5pF	5.5	6.4	.14	.08	.05
140-CD500F6-010M	10pF	5.5	6.4	.14	.08	.05
140-CD500F6-012M	12pF	5.5	6.4	.14	.08	.05
140-CD500F6-015M	15pF	5.5	6.4	.14	.08	.05
140-CD500F6-018M	18pF	5.5	6.4	.14	.08	.05
140-CD500F6-022M	22pF	6.5	6.4	.14	.08	.05
140-CD500F6-025M	25pF	6.5	6.4	.14	.08	.05
140-CD500F6-027M	27pF	5.5	6.4	.14	.08	.05
140-CD500F6-030M	30pF	5.5	6.4	.14	.08	.05
140-CD500F6-033M	33pF	8.5	6.4	.14	.08	.05
140-CD500F6-039M	39pF	8.5	6.4	.14	.08	.05
140-CD500F6-047M	47pF	8.5	6.4	.14	.08	.05
140-CD500F6-050M	50pF	8.5	6.4	.14	.08	.05
140-CD500F6-056M	56pF	8.5	6.4	.14	.08	.05
140-CD500F6-068M	68pF	10.0	6.4	.14	.08	.05
140-CD500F6-075M	75pF	5.5	6.4	.14	.08	.05
140-CD500F6-082M	82pF	10.0	6.4	.14	.08	.05
140-CD500F6-101M	100pF	10.0	6.4	.14	.11	.055
140-CD500F6-121M	120pF	10.0	6.4	.14	.11	.055
140-CD500F6-151M	150pF	10.0	6.4	.14	.11	.055
140-CD500F6-181M	180pF	10.0	6.4	.14	.11	.055
140-CD500F6-201M	200pF	10.0	6.4	.14	.11	.055
140-CD500F6-221M	220pF	10.0	6.4	.14	.11	.055
140-CD500F6-251M	250pF	10.0	6.4	.14	.11	.055
140-CD500F6-271M	270pF	10.0	6.4	.14	.11	.055
140-CD500F6-301M	300pF	10.0	6.4	.14	.11	.055
140-CD500F6-331M	330pF	10.0	6.4	.14	.12	.055
140-CD500F6-361M	360pF	10.0	6.4	.14	.12	.06
140-CD500F6-391M	390pF	10.0	6.4	.14	.12	.06
140-CD500F6-471M	470pF	10.0	6.4	.14	.12	.06
140-CD500F6-501M	500pF	10.0	6.4	.14	.12	.06
140-CD500F6-561M	560pF	10.0	6.4	.14	.12	.06
140-CD500F6-681M	680pF	10.0	6.4	.14	.12	.06
140-CD500F6-751M	750pF	10.0	6.4	.14	.12	.06
140-CD500F6-821M	820pF	10.0	6.4	.14	.12	.06
Tolerance: +80% to -20% Temp. Coeff.: Z5U						
140-CD500Z6-102Z	1000pF	7.0	6.4	.16	.08	.047
140-CD500Z6-202Z	2000pF	6.5	6.4	.16	.08	.047
140-CD500Z6-302Z	3000pF	7.5	6.4	.16	.08	.047
140-CD500Z6-502Z	5000pF	9.0	6.4	.17	.09	.06
140-CD500Z9-103Z	10000pF	11	9.5	.18	.11	.08
140-CD500Z9-203Z	20000pF	14.5	9.5	.26	.17	.13

1000 Volt

For quantities greater than listed, call for quote.

MOUSER STOCK NO.	Value	Dia. Max.	LS	Price Each 1	100	200
Tolerance: ±10% Temp. Coeff.: Y5P						
140-CD1000P5-331K	330pF	7.5	5.0	.10	.065	.055
140-CD1000P5-471K	470pF	6.0	5.0	.10	.065	.055
140-CD1000P5-102K	1000pF	8.0	5.0	.16	.13	.10
140-CD1000P10-202K	2000pF	10	10	.23	.14	.12

2000 Volt

For quantities greater than listed, call for quote.

Tolerance: ±10% Temp. Coeff.: Y5P						
140-CD2000P5-101K	100pF	7.0	5.0	.12	.072	.06
212-6115-221K	220pF	7.5	5.0	.12	.072	.06
140-CD2000P5-331K	330pF	7.0	5.0	.12	.072	.06
212-6115-391K	390pF	7.5	5.0	.12	.072	.06
140-CD2000P5-471K	470pF	5.0	5.0	.18	.11	.095
140-CD2000P5-102K	1000pF	9.0	5.0	.22	.13	.115
140-CD2000P5-202K	2000pF	12	5.0	.36	.25	.22

3000 Volt

For quantities greater than listed, call for quote.

MOUSER STOCK NO.	Value	Dia. Max.	LS	Price Each 1	100	200
Tolerance: ±10% Temp. Coeff.: Y5P						
140-CD302P9-101K	100pF	7.0	9.5	.38	.32	.29
140-CD302P9-271K	270pF	7.0	9.5	.38	.32	.29
140-CD302P9-331K	330pF	7.0	9.5	.38	.32	.29
140-CD302P9-471K	470pF	8.0	9.5	.38	.32	.29
140-CD302P9-681K	680pF	9.0	9.5	.38	.32	.29
Tolerance: ±20% Temp. Coeff.: Z5U						
140-CD302U9-102M	1000pF	8.0	9.5	.30	.25	.23
140-CD302U9-152M	1500pF	8.5	9.5	.38	.32	.29
140-CD302U9-222M	2200pF	10	9.5	.48	.40	.36
140-CD302U9-472M	4700pF	12	9.5	.82	.68	.62
140-CD302U9-502M	5000pF	16	9.5	.82	.68	.62
140-CD302U9-103M	10000pF	20	9.5	1.42	1.18	1.07

6000 Volt

For quantities greater than listed, call for quote.

Tolerance: ±10% Temp. Coeff.: Y5P						
140-CD602P9-221K	220pF	8.0	9.5	.44	.29	.24
140-CD602P9-471K	470pF	10	9.5	.62	.41	.34
140-CD602P9-561K	560pF	10	9.5	.62	.41	.34
Tolerance: ±20% Temp. Coeff.: Z5U						
140-CD602U9-102M	1000pF	12	9.5	.53	.35	.29
140-CD602U9-222M	2200pF	18	9.5	.90	.60	.50
140-CD602U9-332M	3300pF	20	9.5	1.53	1.02	.85

10000 Volt

For quantities greater than listed, call for quote.

Tolerance: ±20% Temp. Coeff.: Z5U						
140-CD103U9-501M	500pF	8.0	9.5	1.05	.70	.58
140-CD103U9-102M	1000pF	11.0	9.5	1.05	.70	.58
140-CD103U9-252M	2500pF	17.0	9.5	2.34	1.56	1.30

EIA CLASS 3 SEMICONDUCTOR TYPE

12 Volt

For quantities greater than listed, call for quote.

MOUSER STOCK NO.	Value (µF)	Dia. Max.	LS	Price Each 1	100	200
Tolerance: +80% to -20% Temp. Coeff.: Y5R						
140-CD12R6-503Z	.05	6.0	6.4	.18	.15	.11
140-CD12R6-104Z	.1	8.0	6.4	.20	.16	.12
Tolerance: +80% to -20% Temp. Coeff.: Y5U						
140-CD12U6-204Z	.2	10	6.4	.21	.17	.13
Tolerance: ±20% Temp. Coeff.: Y5U						
140-CD12U6-104M	.1	8.0	6.4	.25	.18	.13

50 Volt

For quantities greater than listed, call for quote.

Tolerance: +80% -20% Temp. Coeff.: Y5U						
140-CD50V2-102Z	.001	5.0	2.5	.12	.076	.033
140-CD50V2-202Z	.002	6.0	2.5	.12	.076	.033
140-CD50V2-472Z	.0047	10	2.5	.12	.076	.033

50 Volt (Cont.)

For quantities greater than listed, call for quote.

MOUSER STOCK NO.	Value (µF)	Dia. Max.	LS	Price Each 1	100	200
Tolerance: +80% to -20% Temp. Coeff.: Y5V						
140-CD50V5-473Z	.047	6.5	5.0	.16	.14	.11
140-CD50V6-103Z	.01	6.5	6.4	.13	.083	.036
140-CD50V10-104Z	.1	13	10	.18	.16	.13
Tolerance: ±20% Temp. Coeff.: Y5V						
140-CD50V5-103M	.01	5.0	5.0	.20	.13	.11
140-CD50V5-223M	.022	5.0	5.0	.18	.12	.10
140-CD50V5-333M	.033	6.0	5.0	.18	.12	.10
140-CD50V5-473M	.047	6.0	5.0	.20	.13	.11
140-CD50V5-104M	.1	8.0	5.0	.20	.13	.11
140-CD50V5-224M	.22	10	5.0	.33	.22	.18
Tolerance: ±20% Temp. Coeff.: Y5U						
140-CD50U5-103M	.01	5.0	5.0	.18	.12	.10
140-CD50U5-223M	.022	5.0	5.0	.18	.12	.10
140-CD50U5-333M	.033	6.0	5.0	.18	.12	.10
140-CD50U5-473M	.047	6.0	5.0	.20	.13	.11

50 Volt (Cont.)

For quantities greater than listed, call for quote.

MOUSER STOCK NO.	Value (µF)	Dia. Max.	LS	Price Each 1	100	200
Tolerance: ±20% Temp. Coeff.: Y5U						
140-CD50U9-503M	.05	13	9.5	.12	.059	.054
140-CD50U5-104M	.1	8.0	5.0	.20	.13	.11

100 Volt

For quantities greater than listed, call for quote.

Tolerance: ±20% Temp. Coeff.: Y5U						
140-CD100U5-103M	.01	5.0	5.0	.23	.15	.14
140-CD100U5-223M	.022	5.0	5.0	.29	.19	.15
140-CD100U5-333M	.033	5.0	5.0	.29	.19	.15
140-CD100U5-473M	.047	6.0	5.0	.33	.22	.17
140-CD100U5-104M	.1	8.0	5.0	.33	.22	.17
Tolerance: ±20% Temp. Coeff.: Y5V						
140-CD100V5-103M	.01	5.0	5.0	.26	.17	.14
140-CD100V5-223M	.022	5.0	5.0	.29	.19	.15
140-CD100V5-333M	.033	5.0	5.0	.29	.19	.15
140-CD100V5-473M	.047	5.0	5.0	.33	.22	.17
140-CD100V5-104M	.1	6.0	5.0	.33	.22	.17

CERAMIC DISC CAPACITOR KITS

Features:
- General purpose
- 360 pieces
- 18 different values
- Tolerance: 5pF to .05µF ±20%
  .1µF, -20% to +80%

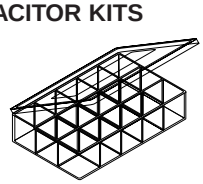

50 Volt

Contains:
20 each of: 5, 10, 22, 33, 47, 68, 100, 220, 270, 330, 470, 500pF; .001, .002, .005, .01, .05, .1µF

MOUSER STOCK NO.	Range of Values	Price Each
370-GP50-1	5pF-.1µF	29.95

500 Volt

Contains:
20 each of: 5, 10, 22, 33, 47, 68, 82, 100, 220, 270, 330, 470, 500pF; .001, .002, .005, .01, .02µF

MOUSER STOCK NO.	Range of Values	Price Each
370-GP500-1	5pF-.02µF	29.95

Multilayer Ceramic and Ceramic Disc Capacitors

EPOXY DIPPED MULTILAYER CERAMIC CAPACITORS

Specifications:

- Epoxy coated
- Soldered, copper clad steel
- Standard tolerances

DIMENSIONS (mm)

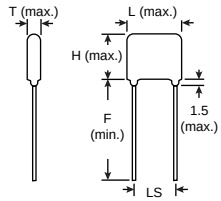

NPO Temperature Stable 50 Volt ±10%

MOUSER STOCK NO.	Value (pF)	Dimensions (mm)					Price Each			
		L	H	T	LS	F	1	100	500	1000
21RD710	10	4.1	3.8	2.5	2.5	5.0	.34	.26	.19	Call For Quote
21RD722	22	4.1	3.8	2.5	2.5	5.0	.34	.26	.19	
21RD739	39	4.1	3.8	2.5	2.5	5.0	.34	.26	.19	
21RD747	47	4.1	3.8	2.5	2.5	5.0	.34	.26	.19	
21RD610	100	4.1	3.8	2.5	2.5	5.0	.34	.26	.19	
21RR612	120	4.1	3.8	2.5	2.5	5.0	.42	.32	.24	
21RD622	220	4.1	3.8	2.5	2.5	5.0	.31	.24	.18	
21RR627	270	4.1	3.8	2.5	2.5	5.0	.47	.36	.27	
21RR633	330	4.1	3.8	2.5	2.5	5.0	.47	.36	.27	
21RD647	470	4.1	3.8	2.5	2.5	5.0	.36	.28	.21	
21RR510	1,000	5.1	5.1	3.1	2.5	8.0	.57	.44	.33	

NPO Temperature Stable 100 Volt ±10%

MOUSER STOCK NO.	Value (pF)	Dimensions (mm)					Price Each			
		L	H	T	LS	F	1	100	500	1000
21RR612	120	4.1	3.8	2.5	2.5	5.0	.42	.32	.24	Call For Quote
21RR627	270	4.1	3.8	2.5	2.5	5.0	.47	.36	.27	
21RR633	330	4.1	3.8	2.5	2.5	5.0	.47	.36	.27	
21RR510	1,000	5.1	5.1	3.1	2.5	8.0	.57	.44	.33	

X7R Temperature Stable 50 Volt ±10%

MOUSER STOCK NO.	Value (µF)	Dimensions (mm)					Price Each			
		L	H	T	LS	F	1	100	500	1000
21RX510	.001	4.1	3.8	2.5	2.5	5.0	.26	.20	.15	Call For Quote
21RX410	.01	4.1	3.8	2.5	2.5	5.0	.29	.22	.16	
21RX420	.02	5.1	5.1	3.1	2.5	8.0	.33	.25	.18	
21RX310	.1	5.1	5.1	3.1	2.5	8.0	.62	.48	.36	
21RX320	.2	7.6	7.6	3.8	5.1	26.9	1.37	1.05	.78	

Z5U General Purpose 50 Volt ±20%

21RZ410	.01	5.1	5.1	3.1	2.5	8.0	.22	.17	.12	Call For Quote
21RZ420	.02	4.1	3.8	2.5	2.5	5.0	.34	.26	.19	
21RZ450	.05	4.1	3.8	2.5	2.5	5.0	.34	.26	.19	
21RZ310	.1	5.1	5.1	3.1	2.5	8.0	.27	.21	.16	
21RZ320	.2	7.6	7.6	3.8	5.1	26.9	.43	.33	.24	

EIA CLASS 1 TEMPERATURE COMPENSATING

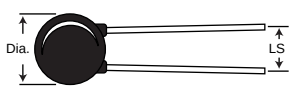

DIMENSIONS (mm)

50 Volt

For quantities greater than listed, call for quote.

MOUSER STOCK NO.	(pF)	Dia. Max.	LS	Price Each 1	100	1000
Tolerance: ±5% Temp. Coeff.: NPO						
141-50N2-020J	20	20	5.0	.09	.06	.032
Tolerance: ±5% Temp. Coeff.: SL						
140-CD50S2-005J	5	5.0	2.5	.07	.05	.023
140-CD50S2-007J	6.8	5.0	2.5	.07	.05	.023
140-CD50S2-008J	7.5	5.0	2.5	.07	.05	.023
140-CD50S2-010J	10	5.0	2.5	.07	.05	.023
140-CD50S2-012J	12	5.0	2.5	.07	.05	.023
140-CD50S2-015J	15	5.0	2.5	.07	.05	.023
140-CD50S2-018J	18	5.0	2.5	.07	.05	.023
140-CD50S2-020J	20	5.0	2.5	.07	.05	.023
140-CD50S2-022J	22	5.0	2.5	.07	.05	.023
140-CD50S2-024J	24	5.0	2.5	.07	.05	.023
140-CD50S2-027J	27	5.0	2.5	.07	.05	.023
140-CD50S2-030J	30	5.0	2.5	.07	.05	.023
140-CD50S2-033J	33	5.0	2.5	.07	.05	.023
140-CD50S2-036J	36	5.0	2.5	.07	.05	.023
140-CD50S2-039J	39	5.0	2.5	.07	.05	.023
140-CD50S2-043J	43	5.0	2.5	.07	.05	.023
140-CD50S2-047J	47	5.0	2.5	.07	.05	.023
140-CD50S2-051J	51	5.0	2.5	.07	.05	.023
140-CD50S2-056J	56	5.0	2.5	.07	.05	.023
140-CD50S2-062J	62	5.0	2.5	.07	.05	.023
140-CD50S2-068J	68	5.0	2.5	.07	.05	.023
140-CD50S2-075J	75	5.0	2.5	.07	.05	.023
140-CD50S2-082J	82	5.0	2.5	.07	.05	.023
140-CD50S2-091J	91	5.0	2.5	.07	.05	.023
140-CD50S5-101J	100	6.3	5.0	.07	.05	.023
140-CD50S5-111J	110	6.3	5.0	.07	.05	.023
140-CD50S2-121J	120	5.0	2.5	.07	.05	.023
140-CD50S5-121J	120	6.3	5.0	.07	.05	.023
140-CD50S5-131J	130	6.3	5.0	.07	.05	.023
140-CD50S2-151J	150	6.0	2.5	.07	.05	.023
140-CD50S5-151J	150	6.3	5.0	.07	.05	.023
140-CD50S2-161J	160	6.0	2.5	.07	.05	.023
140-CD50S5-181J	180	6.3	5.0	.07	.05	.023
140-CD50S5-201J	200	8.0	5.0	.08	.06	.028
140-CD50S5-221J	220	8.0	5.0	.08	.06	.028
140-CD50S5-241J	240	8.0	5.0	.08	.06	.028
140-CD50S5-271J	270	8.0	5.0	.08	.06	.028
140-CD50S5-301J	300	8.0	5.0	.08	.06	.028
140-CD50S5-331J	330	8.0	5.0	.08	.06	.028
21CB360	360	8.0	5.0	.09	.07	.032
140-CD50S5-391J	390	8.0	5.0	.09	.07	.032
21CB430	430	8.0	5.0	.09	.07	.032
140-CD50S5-471J	470	8.0	5.0	.09	.07	.032
140-CD50S5-511J	510	10.0	5.0	.09	.07	.032

50 Volt (Cont.)

For quantities greater than listed, call for quote.

MOUSER STOCK NO.	(pF)	Dia. Max.	LS	Price Each 1	100	1000
Tolerance: ±10% Temp. Coeff.: NPO						
140-CD50N6-001K	1	5.0	6.4	.09	.07	.032
140-CD50N6-003K	3	5.0	6.4	.09	.07	.032
140-CD50N6-005K	5	5.0	6.4	.09	.07	.032
140-CD50N6-010K	10	5.0	6.4	.09	.07	.032
140-CD50N6-012K	12	5.0	6.5	.09	.07	.032
140-CD50N6-020K	20	5.0	6.4	.09	.07	.032
140-CD50N6-022K	22	6.3	6.4	.09	.07	.032
140-CD50N6-030K	30	6.3	6.4	.09	.07	.032
140-CD50N6-033K	33	6.3	6.4	.09	.07	.032
140-CD50N6-047K	47	8	6.4	.09	.07	.032
140-CD50N6-051K	51	8	6.4	.14	.10	.046
140-CD50N6-101K	100	10	6.4	.17	.12	.058
140-CD50N6-121K	120	12.5	6.4	.17	.12	.058
140-CD50N6-151K	150	12.5	6.4	.18	.13	.062
140-CD50N6-201K	200	12.5	6.4	.19	.14	.066
140-CD50N6-331K	330	12.5	6.4	.20	.15	.073
Tolerance: ±20% Temp. Coeff.: SL						
140-CD50S6-005M	5	5.0	6.4	.06	.04	.021
140-CD50S6-007M	6.8	5.0	6.4	.06	.04	.021
140-CD50S6-010M	10	5.0	6.4	.06	.04	.021
21FL012	12	5.0	6.4	.06	.04	.021
140-CD50S6-015M	15	5.0	6.4	.06	.04	.021
140-CD50S6-018M	18	5.0	6.4	.06	.04	.021
140-CD50S6-020M	20	5.0	6.4	.06	.04	.021
140-CD50S6-022M	22	5.0	6.4	.06	.04	.021
140-CD50S6-027M	27	5.0	6.4	.06	.04	.021
140-CD50S6-030M	30	6.5	6.3	.06	.04	.021
140-CD50S6-033M	33	5.0	6.4	.06	.04	.021
140-CD50S6-039M	39	5.0	6.4	.06	.04	.021
140-CD50S6-043M	43	5.0	6.4	.06	.04	.021
140-CD50S6-047M	47	5.0	6.4	.06	.04	.021
140-CD50S6-050M	50	5.0	6.4	.06	.04	.021
140-CD50S6-051M	51	5.0	6.4	.06	.04	.021
140-CD50S6-056M	56	5.0	6.4	.06	.04	.021
140-CD50S6-068M	68	5.0	6.4	.06	.04	.021
140-CD50S6-075M	75	5.0	6.4	.06	.04	.021
140-CD50S6-101M	100	5.0	6.4	.06	.04	.021
140-CD50S6-151M	150	5.0	6.4	.06	.04	.021
140-CD50S6-201M	200	8.0	6.4	.08	.06	.028
140-CD50S6-221M	220	8.0	6.4	.08	.06	.028
140-CD50S6-251M	250	10.0	6.4	.08	.06	.028
140-CD50S6-271M	270	10.0	6.4	.08	.06	.028
21FL300	300	10.0	6.4	.08	.06	.028
140-CD50S6-331M	330	10.0	6.3	.09	.07	.032
140-CD50S6-391M	390	9.0	6.4	.09	.07	.032
140-CD50S6-471M	470	10.0	6.4	.09	.07	.032
140-CD50S6-501M	500	10.0	6.4	.11	.09	.046

100 Volt

For quantities greater than listed, call for quote.

MOUSER STOCK NO.	(pF)	Dia. Max.	LS	Price Each 1	100	1000
Tolerance: ±5% Temp. Coeff.: NPO						
141-100N2-001J	1	5.0	2.5	.09	.07	.032
141-100N2-002J	2	5.0	2.5	.09	.07	.032
141-100N2-005J	5	5.0	2.5	.09	.07	.032
141-100N2-010J	10	5.0	2.5	.09	.07	.032
141-100N2-012J	12	5.0	2.5	.09	.07	.032
141-100N2-015J	15	5.0	2.5	.09	.07	.032
141-100N2-018J	18	5.0	2.5	.09	.07	.032
141-100N2-020J	20	5.0	2.5	.09	.07	.032
141-100N5-022J	22	6.3	5.0	.09	.07	.032

100 Volt (Cont.)

For quantities greater than listed, call for quote.

MOUSER STOCK NO.	(pF)	Dia. Max.	LS	Price Each 1	100	1000
Tolerance: ±5% Temp. Coeff.: NPO						
141-100N5-027J	27	6.3	5.0	.09	.07	.032
141-100N5-030J	30	6.3	5.0	.09	.07	.032
141-100N5-033J	33	6.3	5.0	.09	.07	.032
141-100N5-039J	39	8.0	5.0	.09	.07	.032
141-100N5-047J	47	8.0	5.0	.09	.07	.032
141-100N5-051J	51	8.0	5.0	.14	.10	.046
141-100N5-056J	56	8.0	5.0	.14	.10	.046
141-100N5-068J	68	10.0	5.0	.14	.10	.046
141-100N5-082J	82	10.0	5.0	.14	.10	.046
141-100N5-101J	100	10.0	5.0	.17	.12	.058

500 Volt

For quantities greater than listed, call for quote.

Tolerance: ±5% Temp. Coeff.: NPO						
141-500N2-001J	1	6.0	2.5	.10	.08	.034
141-500N2-005J	5	6.0	2.5	.10	.08	.034
141-500N2-5.6J	5.6	5.0	2.5	.10	.08	.034
141-500N2-6.8J	6.8	5.0	2.5	.10	.08	.034
141-500N2-8.2J	8.2	5.0	2.5	.10	.08	.034
141-500N2-010J	10	6.0	2.5	.10	.08	.034
141-500N2-012J	12	6.0	2.5	.10	.08	.034
141-500N5-015J	15	8.0	5.0	.16	.11	.053
141-500N5-018J	18	8.0	5.0	.16	.11	.053
141-500N5-020J	20	8.0	5.0	.16	.11	.053
141-500N5-022J	22	8.0	5.0	.16	.11	.053
141-500N5-027J	27	10.0	5.0	.16	.11	.053
141-500N5-030J	30	10.0	5.0	.16	.11	.053
141-500N5-033J	33	10.0	5.0	.16	.11	.053
141-500N5-039J	39	10.0	5.0	.17	.12	.057
141-500N6-047J	47	12.5	6.4	.17	.12	.057
141-500N6-051J	51	12.5	6.4	.17	.12	.057
141-500N6-056J	56	12.5	6.4	.18	.13	.064
141-500N6-068J	68	12.5	6.4	.18	.13	.064
141-500N9-082J	82	15.0	9.5	.32	.23	.211
141-500N9-101J	100	15.0	9.5	.32	.23	.211

1000 Volt

For quantities greater than listed, call for quote.

Tolerance: ±10% Temp. Coeff.: SL						
140-CD1000S5-010K	10	6.0	5.0	.10	.07	.055
140-CD1000S5-022K	22	6.0	5.0	.10	.07	.055
140-CD1000S5-033K	33	6.0	5.0	.10	.07	.055
140-CD1000S5-047K	47	6.0	5.0	.10	.07	.055
140-CD1000S5-101K	100	6.0	5.0	.14	.09	.078
140-CD1000S5-221K	220	8.0	5.0	.20	.13	.110
140-CD1000S5-331K	330	6.0	5.0	.29	.19	.162
212-5310-331K	330	6.0	10.0	.30	.20	.166
140-CD1000S10-471K	470	6.0	10.0	.30	.20	.166

6000 Volt

For quantities greater than listed, call for quote.

Tolerance: ±10% Temp. Coeff.: SL						
140-CD602S9-100K	10	6.0	9.5	.34	.23	.189
140-CD602S9-220K	22	6.0	9.5	.34	.23	.189
140-CD602S9-330K	33	6.0	9.5	.34	.23	.189
140-CD602S9-470K	47	7.0	9.5	.40	.27	.222
140-CD602S9-101K	100	9.0	9.5	.65	.43	.360

10000 Volt

For quantities greater than listed, call for quote.

Tolerance: ±10% Temp. Coeff.: SL						
140-CD103S9-101K	100	11.0	9.5	1.30	.86	.721

Ceramic Capacitors

AXIAL CERAMIC CAPACITORS

Features:
- Minimal footprint and low profile
- Wide range of capacitances

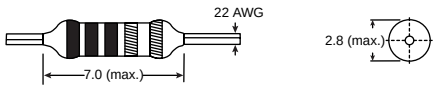

DIMENSIONS (mm)

50 Volt

To order reels: add "**/REEL**" to Mouser Stock No.

For quantities greater than listed, call for quote.

MOUSER STOCK NO.	(pF)	Tolerance ±	Temperature Coefficient	Price Each 1	Price Each 100	Price Each 500	Price Per Reel of 5000
140-CA50N1.0M	1.0	20%	NPO	.16	.083	.075	303.65
140-CA50N1.5M	1.5	20%	NPO	.16	.083	.075	303.65
140-CA50N2.2K	2.2	10%	NPO	.16	.083	.075	303.65
140-CA50N4.7K	4.7	10%	NPO	.16	.083	.075	303.65
140-CA50N6.8K	6.8	10%	NPO	.16	.083	.075	303.65
140-CA50N100J	10	5%	NPO	.16	.083	.075	303.65
140-CA50N120J	12	5%	NPO	.16	.083	.075	303.65
140-CA50N150J	15	5%	NPO	.16	.083	.075	303.65
140-CA50N180J	18	5%	NPO	.16	.083	.075	303.65
140-CA50N200J	20	5%	NPO	.16	.083	.075	303.65
140-CA50N220J	22	5%	NPO	.16	.083	.075	303.65
140-CA50N270J	27	5%	NPO	.16	.083	.075	303.65
140-CA50N300J	30	5%	NPO	.16	.083	.075	303.65
140-CA50N330J	33	5%	NPO	.16	.083	.075	303.65
140-CA50S470J	47	5%	SL	.15	.074	.067	249.47
140-CA50S680J	68	5%	SL	.15	.074	.067	249.47
140-CA50S820J	82	5%	SL	.15	.074	.067	249.47
140-CA50S121J	120	5%	SL	.15	.074	.067	249.47
140-CA50P151K	150	10%	Y5P	.15	.074	.067	249.47
140-CA50P221K	220	10%	Y5P	.15	.074	.067	249.47
140-CA50P271K	270	10%	Y5P	.15	.074	.067	249.47
140-CA50P331K	330	10%	Y5P	.15	.074	.067	249.47
140-CA50P391K	390	10%	Y5P	.15	.074	.067	249.47
140-CA50P471K	470	10%	Y5P	.15	.074	.067	249.47
140-CA50P561K	560	10%	Y5P	.15	.074	.067	249.47
140-CA50P681K	680	10%	Y5P	.15	.074	.067	249.47
140-CA50P821K	820	10%	Y5P	.15	.074	.067	249.47
140-CA50R152M	1500	20%	Y5R	.15	.074	.067	249.47
140-CA50R222M	2200	20%	Y5R	.15	.074	.067	249.47
140-CA50R472M	4700	20%	Y5R	.15	.074	.067	249.47
140-CA50V223Z	22000	+80%-20%	Y5V	.15	.074	.067	249.47

50 VOLT CA10 AXIAL CERAMIC CAPACITORS

NEW IN '97

Offers high capacitance in a 0.1" or smaller diameter case.

Specifications:
- Operating temperature: -55°C to +125°C, C0G & X7R, -25°C to +85°C, Z5U
- Dissipation factors: ≤.001 for C≥50pF, C0G, ≤.0033 for C<50pF, C0G, ≤.025, X7R, ≤.03, Z5U
- Solderability: 235°C±5°C, 2 ±0.5 sec @ 1.5~2.0mm immersion

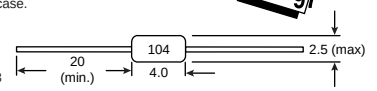

DIMENSIONS (mm)

To order reels: add "**/REEL**" to Mouser Stock No.

For quantities greater than listed, call for quote.

MOUSER STOCK NO.	(pF)	Tolerance ±	Temperature Coefficient	Price Each 1	Price Each 100	Price Each 500	Price Per Reel of 5000
147-75-100	10	5	C0G	.27	.14	.12	339.30
147-75-120	12	5	C0G	.27	.14	.12	339.30
147-75-150	15	5	C0G	.27	.14	.12	339.30
147-75-180	18	5	C0G	.27	.14	.12	339.30
147-75-220	22	5	C0G	.27	.14	.12	339.30
147-75-270	27	5	C0G	.27	.14	.12	339.30
147-75-330	33	5	C0G	.27	.14	.12	339.30
147-75-390	39	5	C0G	.27	.14	.12	339.30
147-75-470	47	5	C0G	.27	.14	.12	339.30
147-75-680	68	5	C0G	.28	.15	.13	339.30
147-75-820	82	5	C0G	.28	.15	.13	339.30
147-75-101	100	5	C0G	.28	.15	.13	339.30
147-75-121	120	5	C0G	.29	.22	.16	351.90
147-75-151	150	5	C0G	.29	.22	.16	351.90
147-75-221	220	5	C0G	.29	.22	.16	351.90
147-75-271	270	5	C0G	.29	.22	.16	351.90
147-75-331	330	5	C0G	.29	.22	.16	351.90
147-75-471	470	5	C0G	.29	.22	.16	369.00
147-75-102	1000	5	C0G	.33	.25	.18	450.00
147-71-391	390	10	X7R	.26	.19	.14	339.30
147-71-561	560	10	X7R	.26	.19	.14	339.30
147-71-681	680	10	X7R	.26	.19	.14	339.30
147-71-821	820	10	X7R	.26	.19	.14	339.30
147-71-152	1500	10	X7R	.26	.19	.14	351.90
147-71-222	2200	10	X7R	.26	.19	.14	351.90
147-71-472	4700	10	X7R	.26	.20	.14	351.90
147-71-562	5600	10	X7R	.26	.20	.14	351.90
147-71-103	10000	10	X7R	.17	.12	.09	339.30
147-71-223	22000	10	X7R	.33	.25	.18	394.20
147-71-333	33000	10	X7R	.36	.27	.19	432.00
147-71-473	47000	10	X7R	.37	.28	.20	466.20
147-72-103	10000	20	Z5U	.16	.12	.09	275.40
147-72-473	47000	20	Z5U	.21	.15	.10	339.30
147-72-683	68000	20	Z5U	.21	.15	.10	351.90
147-72-104	100000	20	Z5U	.16	.12	.09	216.90
147-72-224	220000	20	Z5U	.42	.32	.23	504.00

CERAMIC TRIMMER CAPACITORS

DIMENSIONS (mm)

For quantities greater than listed, call for quote.

MOUSER STOCK NO.	Fig.	Range (pF)	Q Factor @ 10MHz	Temp. Coeff. ppm/°C	Rotor Color Code	Price Each 1	Price Each 10	Price Each 100	Price Each 500
4mm Super Miniature, 50WVDC									
242-1810	A	1.8-10.0	>300	N550±300	None	1.78	1.48	1.35	1.20
242-2820	A	2.8-20.0	>300	N550±300	Blue	1.78	1.48	1.35	1.20
242-4030	A	4.0-30.0	>200	N1200±500	Yellow	1.78	1.48	1.35	1.20
5mm Surface Mount Micro-Miniature, 200WVDC									
24AA070	B	1.8-6.0	>300	NPO±250	Red	1.14	0.95	0.87	0.77
24AA071	B	2.8-12.5	>300	N600±300	None	1.14	0.95	0.87	0.77
24AA072	B	3.5-20	>300	N750±300	Blue	1.14	0.95	0.87	0.77
24AA073	B	5.0-30	>200	N1500±300	Yellow	1.22	1.01	0.93	0.82
24AA074	B	9.0-50	>200	N1500±300	Green	1.25	1.04	0.95	0.84
5mm Micro-Miniature, 200WVDC									
24AA080	C	1.8-6.0	>300	NPO±250	Red	1.25	1.04	0.95	0.84
24AA081	C	2.8-12.5	>300	N600±300	None	1.25	1.04	0.95	0.84
24AA082	C	3.5-20	>300	N750±300	Blue	1.25	1.04	0.95	0.84
24AA083	C	5.0-30	>200	N1500±500	Yellow	1.28	1.07	0.98	0.87
24AA084	C	9.0-50	>200	N1500±500	Green	1.33	1.11	1.01	0.90
24AA020	D	1.8-6.0	>300	NPO±250	Red	1.14	0.95	0.87	0.77
24AA021	D	2.8-12.5	>300	N600±300	None	1.14	0.95	0.87	0.77
24AA022	D	3.5-20	>300	N750±300	Blue	1.15	0.96	0.87	0.78
24AA023	D	5.0-30	>200	N1500±500	Yellow	1.24	1.03	0.94	0.84
24AA024	D	9.0-50	>200	N1500±500	Green	1.25	1.04	0.95	0.84
5mm Micro-Miniature, 200WVDC									
24AA091	E	2.8-12.5	>300	N600±300	None	1.24	1.03	0.94	0.84
24AA092	E	3.5-20.0	>300	N750±300	Blue	1.24	1.03	0.94	0.84
6mm Snap-In Mount, 100WVDC									
242-1530	F	1.5-3.0	>300	NPO±200	Black	0.57	0.47	0.43	0.39
242-2710	F	2.7-10	>300	NPO±200	White	0.57	0.47	0.43	0.39
242-4220	F	4.2-20	>300	N450±300	Red	0.57	0.47	0.43	0.39
242-5530	F	5.5-30	>200	N750±300	Green	0.64	0.53	0.49	0.43
242-8050	F	8.0-50	>200	N1200±600	Orange	0.67	0.55	0.51	0.45
7mm Ultra-Miniature, 225WVDC									
24AA113	G	4.0-34	>300	N550±800	Yellow	1.25	1.04	0.95	0.84
7mm Ultra-Miniature, 225WVDC									
242-3610-12	H	2.0-12	>300	NPO±200	None	1.03	0.86	0.78	0.70
242-3610-23	H	2.8-23	>300	N450±200	Blue	1.03	0.86	0.78	0.70
242-3610-45	H	7.0-45	>200	N1400±800	Brown	1.22	1.01	0.93	0.82
242-3610-55	H	7.0-55	>200	N1400±800	Green	1.25	1.04	0.95	0.84
242-3610-70	H	7.0-70	>200	N1400±800	Gray	1.48	1.23	1.13	1.00
242-3610-100	H	12.0-100	200@1MHz	N1400±800	Black	1.55	1.29	1.18	1.05
7mm Ultra-Miniature Rotary Shaft									
242-3410-34	I	4.0-34	>300	N500±800	Yellow	1.27	1.05	0.96	0.86
242-3410-45	I	5.0-45	>200	N1400±800	Brown	1.32	1.10	1.00	0.89
242-3410-55	I	5.0-55	>200	N1400±800	Green	1.42	1.18	1.08	0.96
242-3410-70	I	6.0-70	>200	N1400±800	None	1.48	1.23	1.13	1.00

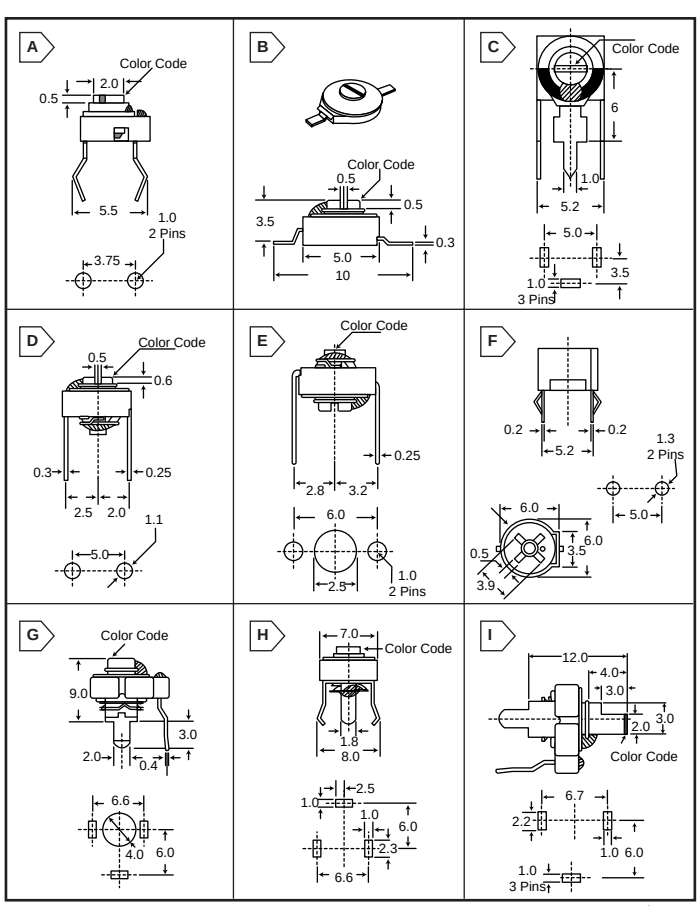

Variable and Ceramic Capacitors

MALLORY MONOLITHIC CERAMIC CAPACITORS

Specifications:

- Tolerance: ±10%
- Operating temperature: -55°C to +125°C
- Molded Case
- MIL spec MIL-C-11015/18 or MIL-C-11015/20

MEETS MIL SPECS

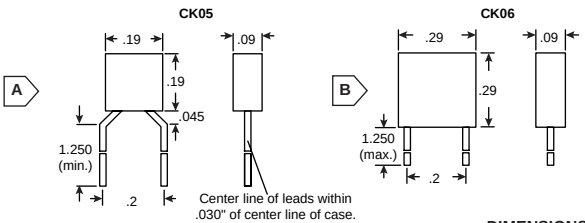

DIMENSIONS (IN.)

CK05 Series

For quantities greater than listed, call for quote.

MOUSER STOCK NO.	Fig.	WVDC	Capacitance (pF)	Price Each 1	100	500	1000
539-CK05100K	A	200	10	.39	.16	.15	.14
539-CK05120K	A	200	12	.39	.16	.15	.14
539-CK05150K	A	200	15	.39	.16	.15	.14
539-CK05180K	A	200	18	.39	.16	.15	.14
539-CK05220K	A	200	22	.39	.16	.15	.14
539-CK05330K	A	200	33	.39	.16	.15	.14
539-CK05390K	A	200	39	.39	.16	.15	.14
539-CK05470K	A	200	47	.39	.16	.15	.14
539-CK05560K	A	200	56	.39	.16	.15	.14
539-CK05680K	A	200	68	.39	.16	.15	.14
539-CK05820K	A	200	82	.39	.16	.15	.14
539-CK05101K	A	200	100	.39	.16	.15	.14
539-CK05121K	A	200	120	.39	.16	.15	.14
539-CK05151K	A	200	150	.39	.16	.15	.14
539-CK05181K	A	200	180	.39	.16	.15	.14
539-CK05221K	A	200	220	.39	.16	.15	.14

CK05 Series (Cont.)

For quantities greater than listed, call for quote.

MOUSER STOCK NO.	Fig.	WVDC	Capacitance (pF)	Price Each 1	100	500	1000
539-CK05271K	A	200	270	.39	.16	.15	.14
539-CK05331K	A	200	330	.39	.16	.15	.14
539-CK05391K	A	200	390	.39	.16	.15	.14
539-CK05471K	A	200	470	.39	.16	.15	.14
539-CK05561K	A	200	560	.39	.16	.15	.14
539-CK05681K	A	200	680	.39	.16	.15	.14
539-CK05821K	A	200	820	.39	.16	.15	.14
539-CK05102K	A	200	1,000	.39	.16	.15	.14
539-CK05122K	A	100	1,200	.39	.16	.15	.14
539-CK05152K	A	100	1,500	.39	.16	.15	.14
539-CK05182K	A	100	1,800	.39	.16	.15	.14
539-CK05222K	A	100	2,200	.39	.16	.15	.14
539-CK05272K	A	100	2,700	.39	.16	.15	.14
539-CK05332K	A	100	3,300	.39	.16	.15	.14
539-CK05472K	A	100	4,700	.39	.16	.15	.14
539-CK05562K	A	100	5,600	.39	.16	.15	.14
539-CK05682K	A	100	6,800	.43	.17	.16	.15
539-CK05822K	A	100	8,200	.43	.17	.16	.15
539-CK05103K	A	100	10,000	.43	.17	.16	.15
539-CK05123K	A	50	12,000	.51	.20	.19	.18
539-CK05153K	A	50	15,000	.51	.20	.19	.18
539-CK05183K	A	50	18,000	.51	.20	.19	.18
539-CK05223K	A	50	22,000	.51	.20	.19	.18
539-CK05273K	A	50	27,000	.51	.20	.19	.18
539-CK05333K	A	50	33,000	.56	.23	.22	.21
539-CK05393K	A	50	39,000	.56	.23	.22	.21
539-CK05473K	A	50	47,000	.56	.23	.22	.21
539-CK05563K	A	50	56,000	.56	.23	.22	.21
539-CK05683K	A	50	68,000	.56	.23	.22	.21
539-CK05823K	A	50	82,000	.56	.23	.22	.21
539-CK05104K	A	50	100,000	.56	.23	.22	.21

CK06 Series

For quantities greater than listed, call for quote.

539-CK06822K	B	200	8,200	.46	.20	.19	.18
539-CK06333K	B	100	33,000	.59	.20	.19	.18
539-CK06473K	B	100	47,000	.59	.20	.19	.18
539-CK06104K	B	100	100,000	.59	.20	.19	.18
539-CK06105K	B	50	1,000,000	3.71	1.26	1.20	1.14

MALLORY HIGH VOLTAGE CERAMIC DISC CAPACITORS

All capacitors are coated with tough humidity resistant coating and primarily designed for noncritical coupling, bypass and filter applications.

Specifications:

- Max. voltage: 2.5x rated @ .5 sec. max.
- Insulation resistance: 10GΩ min.
- Power factor: 2.5% max.
- Test frequency: 1KHz

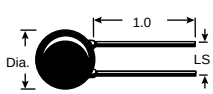

DIMENSIONS (IN.)

1000 Volt, Tolerance: ±10% (Y5P), ±20% (Y5U) GP Series

Operating temperature: -55°C to +85°C

For quantities greater than listed, call for quote.

MOUSER STOCK NO.	(pF)	Temp. Coeff.	Dia. Max.	LS	Price Each 1	100	1000
539-GP310	100	Y5P	.236	.25	.18	.09	.08
539-GP347	470	Y5P	.236	.25	.18	.09	.08
539-GP210	1000	Y5P	.291	.25	.21	.10	.09
539-GP222	2200	Y5P	.374	.25	.27	.14	.11
539-GP247	4700	Y5U	.433	.25	.32	.16	.14
539-GP110	10000	Y5U	.590	.375	.40	.20	.17

3000 Volt, Tolerance: ±10% (Y5P), ±20% (Y5U) HT Series

Operating temperature: -35°C to +85°C

For quantities greater than listed, call for quote.

MOUSER STOCK NO.	(pF)	Temp. Coeff.	Dia. Max.	LS	Price Each 1	100	1000
539-HT471K	470	Y5P	.394	.375	.32	.16	.13
539-HT102M	1000	Y5U	.394	.375	.41	.20	.17
539-HT222M	2200	Y5U	.590	.375	.41	.20	.17
539-HT472M	4700	Y5U	.787	.375	1.13	.58	.47

CAPACITOR MOUNTS

Specifications:

- Accurately positions capacitors or discrete components on PC board
- Type 66 nylon construction

DIMENSIONS (IN.)

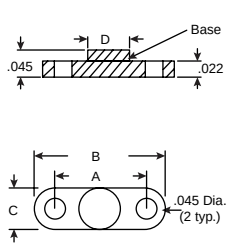

MOUSER STOCK NO.	Dimensions (In.) A	B	C	D	Price Each 1	100	1000	5000
561-F001	.100	.180	.090	.050	.32	.12	.08	Call
561-F002	.150	.270	.125	.090	.32	.12	.08	For
561-F003	.200	.290	.090	.090	.32	.12	.08	Quote

POLY FILM RF TUNER CAPACITORS

Specifications:

- Osc.: 5.0 to 59.2 pF range
- Ant.: 5.0 to 141.6 pF range
- Osc. trimmer: 10 pF range
- Ant. trimmer: 10 pF range
- Section: 5.0 to 266 pF
- Two-7 pF trimmers per section
- Q: 700 @ 10 MHz, 50 pF

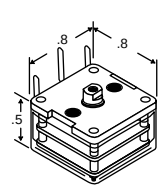

DIMENSIONS (IN.)

MOUSER STOCK NO.	Price Each 1	10	100	500	1000
24TR222	1.52	1.18	1.07	.98	Call

Mounting Screws for 24TR222

2 screws required — Size: M2.5 x 0.45 x 4mm

MOUSER STOCK NO.	Price Each 1	100	1000	10000	25000
48SS003	.04	.012	.011	.010	Call

JOHNSON Components VARIABLE CAPACITORS

Features:

- Used for tuning VHF, UHF and microwave circuits
- Small size and low cost

DIMENSIONS (IN.)

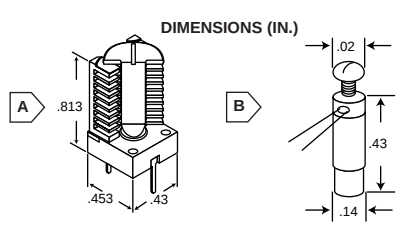

Specifications A:

- Working voltage: 250VDC
- Q factor: 2000 at 1MHz
- Operating temperature: -55°C to +125°C
- Nominal air gap: .010"

Specifications B:

- Working voltage: 1000VDC
- Q factor: 2000 at 1MHz
- Operating temperature: -55°C to +150°C

For quantities greater than listed, call for quote.

MOUSER STOCK NO.	Fig.	Range (pF)	Dielectric	Price Each 1	10	100
530-189-0509-5	A	2.4-24.5	Air	3.62	3.04	2.61
530-273-0001-1	B	.25-1.5	Teflon	1.91	1.60	1.37

EC SERIES RADIAL MONOLITHIC CERAMIC CAPACITORS

NPO: Class I

Temperature compensating capacitors, suitable for resonant circuits where stable capacitance and low D.F. are desired. They are made of non ferro-electric materials yielding superior stability.

X7R: Class II

Stable capacitors, made of ferro-electric materials, yielding higher volumetric efficiency but less stability. These capacitors are suitable for by-pass or coupling applications where stability and low D.F. are not critical.

Z5U: Class III

General purpose capacitors, suitable for bypass circuits where dielectric losses, high insulation resistance and stability are not required. Made of ferro-electric materials, Class III capacitors have the lowest stability, but the highest volumetric efficiency.

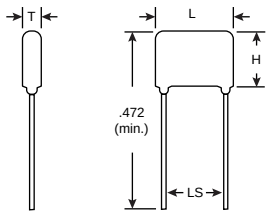

Case Size Dimensions (In.)

Size	L (Max.)	H (Max.)	T (Max.)	LS
904	.150	.209	.100	.100
905	.200	.256	.125	.100
908	.299	.377	.149	.200

*H dimension runs to bottom of epoxy miniscus

TEMPERATURE CHARACTERISTICS	NPO	X7R	Z5U
Range, °C	-55°C to +125°C	-55°C to +125°C	+10°C to +85°C
Capacitance change without DC voltage	0±30 PPM/°C*	±15%	+22%, -56%

NPO: Class I

For quantities greater than listed, call for quote.

MOUSER STOCK NO.	Value	Voltage Rating (V)	Tolerance ±	Case Size	Price Each 1	100	500	1000
581-UEC100J1	10pF	100	5%	904	.18	.117	.097	.07
581-UEC120J1	12pF	100	5%	904	.18	.117	.097	.07
581-UEC150J1	15pF	100	5%	904	.18	.117	.097	.07
581-UEC180J1	18pF	100	5%	904	.18	.117	.097	.07
581-UEC220J1	22pF	100	5%	904	.18	.117	.097	.07
581-UEC270J1	27pF	100	5%	904	.18	.117	.097	.07
581-UEC330J1	33pF	100	5%	904	.18	.117	.097	.07
581-UEC390J1	39pF	100	5%	904	.18	.117	.097	.07
581-UEC470J1	47pF	100	5%	904	.18	.117	.097	.07
581-UEC560J1	56pF	100	5%	904	.18	.12	.10	.072
581-UEC680J1	68pF	100	5%	904	.18	.12	.10	.072
581-UEC820J1	82pF	100	5%	904	.18	.12	.10	.072
581-UEC101J1	100pF	100	5%	904	.18	.12	.10	.072
581-UEC121J1	120pF	100	5%	904	.19	.126	.105	.076
581-UEC151J1	150pF	100	5%	904	.19	.126	.105	.076
581-UEC181J1	180pF	100	5%	904	.19	.126	.105	.076
581-UEC221J1	220pF	100	5%	904	.24	.138	.115	.092
581-UEC271J1	270pF	100	5%	904	.24	.138	.115	.092
581-UEC331J1	330pF	100	5%	904	.24	.138	.115	.092
581-UEC391J1	390pF	100	5%	904	.24	.138	.115	.092
581-UEC471J1	470pF	100	5%	904	.24	.138	.115	.092
581-UEC561J1	560pF	100	5%	904	.24	.138	.115	.092
581-UEC681J1	680pF	100	5%	904	.24	.138	.115	.092
581-UEC821J1	820pF	100	5%	904	.24	.138	.115	.092
581-UEC102J1	1000pF	100	5%	904	.24	.138	.115	.092
581-UEC122J1	1200pF	100	5%	905	.28	.161	.138	.115
581-UEC152J1	1500pF	100	5%	905	.28	.161	.138	.115
581-UEC182J1	1800pF	100	5%	905	.28	.161	.138	.115
581-UEC222J1	2200pF	100	5%	905	.33	.20	.161	.138
581-UEC272J1	2700pF	100	5%	905	.33	.20	.161	.138
581-UEC332J1	3300pF	100	5%	905	.39	.23	.20	.161
581-UEC472J1	4700pF	100	5%	905	.62	.37	.31	.253

NPO: Class I (Cont.)

For quantities greater than listed, call for quote.

MOUSER STOCK NO.	Value	Voltage Rating (V)	Tolerance ±	Case Size	Price Each 1	100	500	1000
581-UEC562J1	5600pF	100	5%	905	.70	.414	.345	.288
581-UEC682J2	6800pF	100	5%	908	1.45	.85	.713	.60
581-UEC822J2	8200pF	100	5%	908	1.60	.943	.782	.656
581-UEC103J2	.01µF	100	5%	908	1.79	1.06	.89	.74
581-UEC183J2	.018µF	100	5%	908	2.60	1.53	1.28	1.07
581-UEC223J2	.022µF	100	5%	908	2.07	1.22	1.01	.84

X7R: Class II

581-UEZ102K1	1000pF	100	10%	904	.17	.106	.084	.065
581-UEZ222K1	2200pF	100	10%	904	.17	.106	.084	.065
581-UEZ472K1	4700pF	100	10%	904	.18	.109	.086	.066
581-UEZ103K1	.01µF	100	10%	904	.18	.109	.086	.066
581-UEZ153K1	.015µF	100	10%	904	.20	.126	.099	.077
581-UEZ223K1	.022µF	100	10%	904	.20	.126	.099	.077
581-UEZ333K1	.033µF	100	10%	905	.23	.14	.11	.085
581-UEZ473K1	.047µF	100	10%	905	.23	.143	.112	.087
581-UEZ683K1	.068µF	100	10%	905	.23	.146	.114	.088
581-UEZ104K1	.1µF	100	10%	905	.41	.266	.207	.177
581-UEZ154K2	.15µF	100	10%	908	1.08	.633	.53	.45
581-UEZ224K2	.22µF	100	10%	908	1.08	.633	.53	.45
581-UEZ334K2	.33µF	100	10%	908	1.21	.713	.60	.51
581-UDZ223K1	.022µF	50	10%	904	.19	.118	.092	.071
581-UDZ473K1	.047µF	50	10%	905	.21	.132	.103	.08
581-UDZ104K1	.1µF	50	10%	905	.31	.184	.15	.127
581-UDZ105K2	1.0µF	50	10%	908	1.66	.98	.817	.679

Z5U: Class III

581-UEW103M1	.01µF	100	20%	904	.20	.161	.092	.08
581-UEW105M2	1.0µF	100	20%	908	1.69	1.13	.987	.705
581-UEW225M2	2.2µF	100	20%	908	2.54	1.69	1.48	1.06
581-UDW104M1	.1µF	50	20%	905	.18	.117	.091	.078
581-UDW224M1	.22µF	50	20%	905	.30	.173	.15	.127
581-UDW474M1	.47µF	50	20%	905	.44	.253	.21	.173

EX SERIES AXIAL MONOLITHIC CERAMIC CAPACITORS

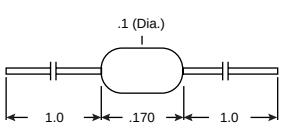

DIMENSIONS (IN.)

Operating Characteristics

Characteristics	NPO	X7R	Z5U
Capacitance range	10pF to 1000pF	1000pF-.033µF	.01µF-.22µF
Capacitance tolerances	±5% (J)	±10% (K)	±20% (M)

NPO: Class I

Temperature compensating capacitors, suitable for resonant circuits where stable capacitance and low D.F. are desired. They are made of non ferro-electric materials yielding superior stability.

X7R: Class II

Stable capacitors, made of ferro-electric materials, yielding higher volumetric efficiency but less stability.
These capacitors are suitable for by-pass or coupling applications where stability and low D.F. are not critical.

Z5U: Class III

General purpose capacitors, suitable for bypass circuits where dielectric losses, high insulation resistance and stability are not required. Made of ferro-electric materials, Class III capacitors have the lowest stability, but the highest volumetric efficiency.

NPO: Class I

To order reels: add "**/REEL**" to Mouser Stock No.

For quantities greater than listed, call for quote.

MOUSER STOCK NO.	Value	Voltage Rating (V)	Tolerance ±	Price Each 1	100	500	1000	Price Per Reel of 5000
581-EXCE100J	10pF	100	5%	.23	.155	.148	.111	370.00
581-EXCE120J	12pF	100	5%	.23	.155	.148	.111	370.00
581-EXCE150J	15pF	100	5%	.23	.155	.148	.111	370.00
581-EXCE220J	22pF	100	5%	.23	.155	.148	.111	370.00
581-EXCE470J	47pF	100	5%	.23	.155	.148	.111	370.00
581-EXCE560J	56pF	100	5%	.23	.155	.148	.111	370.00
581-EXCE101J	100pF	100	5%	.23	.155	.148	.111	370.00
581-EXCE221J	220pF	100	5%	.26	.176	.168	.126	420.00
581-EXCD391J	390pF	50	5%	.24	.176	.168	.126	420.00
581-EXCD471J	470pF	50	5%	.24	.176	.168	.126	420.00
581-EXCD561J	560pF	50	5%	.26	.176	.168	.126	420.00
581-EXCD102J	1000pF	50	5%	.30	.196	.172	.137	465.50

X7R: Class II

581-EXZE102K	1000pF	100	10%	.23	.147	.126	.105	357.00
581-EXZE122K	1200pF	100	10%	.23	.147	.126	.105	357.00
581-EXZE152K	1500pF	100	10%	.23	.147	.126	.105	357.00
581-EXZE222K	2200pF	100	10%	.23	.147	.126	.105	357.00
581-EXZE332K	3300pF	100	10%	.23	.147	.126	.105	357.00
581-EXZE472K	4700pF	100	10%	.24	.147	.126	.105	357.00
581-EXZD562K	5600pF	50	10%	.21	.161	.138	.115	390.00
581-EXZD103K	.01µF	50	10%	.18	.138	.115	.092	390.00
581-EXZD223K	.022µF	50	10%	.25	.189	.161	.126	440.00
581-EXZD333K	.033µF	50	10%	.30	.23	.20	.161	550.00

Z5U: Class III

581-EXWD103M	.01µF	50	20%	.14	.096	.08	.064	232.00
581-EXWD223M	.022µF	50	20%	.16	.105	.088	.07	253.75
581-EXWD333M	.033µF	50	20%	.18	.117	.098	.078	282.75
581-EXWD473M	.047µF	50	20%	.20	.132	.11	.088	319.00
581-EXWD563M	.056µF	50	20%	.20	.132	.11	.088	319.00
581-EXWD104M	.1µF	50	20%	.16	.13	.104	.086	319.00
581-EXWD154M	.15µF	50	20%	.25	.20	.16	.138	450.00
581-EXWD224M	.22µF	50	20%	.27	.21	.173	.15	500.00

TYPE 225P POLYESTER CAPACITORS

Type 225P capacitors are wound from PETP polyester film and thin gauge foil under carefully controlled atmospheric conditions. Protected against moisture by a conformal coating of epoxy. Specifically designed for printed wiring board applications. Widely used in computers, instrumentation and telecommunications equipment.

Specifications:

- Operating temperature: -55°C to +85°C
- Tolerance ±10%
- Dissipation factor: maximum dissipation factor .75%
- Life test: shall withstand 500 hour life test at =85°C at 150% of rated voltage

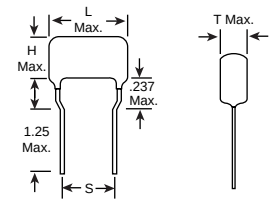

DIMENSIONS (IN.)

100 VDC / 70 VAC

For quantities greater than listed, call for quote.

MOUSER STOCK NO.	Capacitance (µF)	Dimensions (In.)				Price Each			
		L	H	T	S	1	25	100	250
75-225P100V0.001	0.001	.70	.35	.25	.375	.56	.43	.24	.23
75-225P100V0.0015	0.0015	.70	.35	.25	.375	.56	.43	.24	.23
75-225P100V0.0022	0.0022	.70	.35	.25	.375	.56	.43	.24	.23
75-225P100V0.0033	0.0033	.70	.35	.25	.375	.56	.43	.24	.23
75-225P100V0.0039	0.0039	.70	.35	.25	.375	.56	.43	.24	.23
75-225P100V0.0047	0.0047	.70	.35	.25	.375	.56	.43	.24	.23
75-225P100V0.0056	0.0056	.70	.35	.25	.375	.56	.43	.24	.23
75-225P100V0.0068	0.0068	.70	.35	.25	.375	.56	.43	.24	.23
75-225P100V0.01	0.01	.70	.35	.25	.375	.56	.43	.24	.23
75-225P100V0.015	0.015	.70	.35	.25	.375	.56	.43	.24	.23
75-225P100V0.022	0.022	.70	.35	.25	.375	.56	.43	.24	.23
75-225P100V0.027	0.027	.70	.37	.27	.375	.56	.43	.24	.23
75-225P100V0.033	0.033	.70	.37	.27	.375	.67	.51	.29	.27
75-225P100V0.039	0.039	.70	.42	.30	.375	.62	.48	.27	.25
75-225P100V0.047	0.047	.70	.42	.30	.375	.62	.48	.27	.25
75-225P100V0.056	0.056	.70	.49	.34	.375	.67	.51	.29	.27
75-225P100V0.068	0.068	.70	.49	.34	.375	.67	.51	.29	.27
75-225P100V0.082	0.082	.70	.55	.40	.375	.67	.51	.29	.27
75-225P100V0.1	0.1	.70	.55	.40	.375	.67	.51	.29	.27
75-225P100V0.12	0.12	.80	.57	.37	.375	.88	.68	.38	.35
75-225P100V0.15	0.15	.80	.62	.40	.375	.88	.68	.38	.35
75-225P100V0.18	0.18	.80	.66	.43	.375	1.04	.80	.44	.41
75-225P100V0.22	0.22	.80	.70	.46	.375	1.04	.80	.44	.41
75-225P100V0.27	0.27	.80	.74	.49	.375	1.25	.96	.54	.50
75-225P100V0.33	0.33	.80	.77	.52	.375	1.25	.96	.54	.50
75-225P100V0.47	0.47	.80	.86	.60	.375	1.80	1.39	.77	.72
75-225P100V0.56	0.56	1.25	.88	.55	.719	2.20	1.70	.94	.88
75-225P100V0.68	0.68	1.25	.90	.58	.719	2.20	1.70	.94	.88
75-225P100V0.82	0.82	1.25	.94	.65	.719	2.73	2.11	1.17	1.09
75-225P100V1.0	1.0	1.25	.98	.72	.719	2.73	2.11	1.17	1.09

200 VDC / 140 VAC

For quantities greater than listed, call for quote.

MOUSER STOCK NO.	Capacitance (µF)	Dimensions (In.)				Price Each			
		L	H	T	S	1	25	100	250
75-225P200V0.01	0.01	.80	.58	.28	.375	.67	.51	.29	.27
75-225P200V0.022	0.022	.80	.58	.25	.375	.75	.58	.32	.30
75-225P200V0.047	0.047	.80	.61	.28	.375	.82	.63	.35	.33
75-225P200V0.1	0.1	.80	.71	.37	.375	.82	.63	.35	.33
75-225P200V0.15	0.15	.80	.74	.41	.375	.88	.68	.38	.35
75-225P200V0.22	0.22	.80	.77	.48	.375	1.04	.80	.45	.42
75-225P200V0.33	0.33	1.25	.71	.41	.719	1.25	.96	.54	.50
75-225P200V0.47	0.47	1.25	.83	.50	.719	1.82	1.40	.78	.73
75-225P200V0.68	0.68	1.25	1.14	.84	.719	2.56	1.97	1.10	1.02

400 VDC / 200 VAC

For quantities greater than listed, call for quote.

75-225P400V0.001	0.001	.80	.55	.25	.375	.67	.51	.29	.27
75-225P400V0.0047	0.0047	.80	.55	.25	.375	.67	.51	.29	.27
75-225P400V0.01	0.01	.80	.58	.28	.375	.67	.51	.29	.27
75-225P400V0.015	0.015	.80	.58	.28	.375	.70	.54	.30	.28
75-225P400V0.022	0.022	.80	.58	.31	.375	.70	.54	.30	.28
75-225P400V0.033	0.033	.80	.65	.34	.375	.82	.63	.35	.33
75-225P400V0.047	0.047	.80	.65	.41	.375	.82	.63	.35	.33
75-225P400V0.1	0.1	.80	.84	.52	.375	1.04	.80	.44	.41
75-225P400V0.15	0.15	1.25	.80	.47	.719	1.25	.96	.54	.50
75-225P400V0.22	0.22	1.25	.89	.56	.719	1.82	1.40	.78	.73
75-225P400V0.33	0.33	1.25	.99	.72	.719	2.56	1.97	1.10	1.02
75-225P400V0.47	0.47	1.25	1.14	.84	.719	4.95	3.82	2.12	1.98

TYPE 715P POLYPROPYLENE FILM CAPACITORS

Type 715P capacitors are ideal for applications where high AC current flow is found, as in certain solid-state TV vertical circuits, r-f generators, and pulse-forming networks where dielectric heating is often a problem.

Specifications:

- Operating temperature: -55°C to 85°C; up to =105°C when working voltage is reduced to 50% of the 85°C rating
- Capacitance tolerance: ±10%
- Life test: shall withstand 500 hour life test at =85°C at 150% of rated voltage
- Conformally coated with a flame retardant epoxy

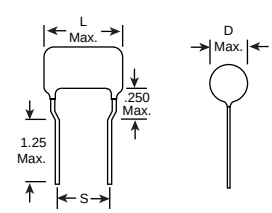

DIMENSIONS (IN.)

200 VDC / 155 VAC

For quantities greater than listed, call for quote.

MOUSER STOCK NO.	Capacitance (µF)	Dimensions (In.)			Price Each			
		L	D	S	1	25	100	250
75-715P200V0.01	0.01	.75	.37	.375	.53	.40	.28	.26
75-715P200V0.015	0.015	.75	.37	.375	.53	.40	.28	.26
75-715P200V0.022	0.022	.75	.37	.375	.53	.40	.28	.26
75-715P200V0.033	0.033	.75	.42	.375	.60	.46	.32	.30
75-715P200V0.047	0.047	.95	.40	.375	.67	.52	.36	.34
75-715P200V0.068	0.068	.95	.45	.375	.67	.52	.36	.34
75-715P200V0.1	0.1	1.30	.45	.719	.77	.59	.41	.39
75-715P200V0.15	0.15	1.30	.55	.719	.89	.68	.47	.44
75-715P200V0.22	0.22	1.30	.62	.719	1.07	.82	.57	.54
75-715P200V0.33	0.33	1.70	.65	1.09	1.40	1.07	.75	.70
75-715P200V0.47	0.47	1.70	.75	1.09	1.71	1.31	.91	.86

400 VDC / 200 VAC

For quantities greater than listed, call for quote.

75-715P400V0.0047	0.0047	.75	.40	.375	.53	.40	.28	.26
75-715P400V0.0068	0.0068	.75	.40	.375	.53	.40	.28	.26
75-715P400V0.01	0.01	.75	.40	.375	.53	.40	.28	.26
75-715P400V0.022	0.022	.95	.45	.375	.67	.52	.36	.34
75-715P400V0.033	0.033	.95	.50	.375	.67	.52	.36	.34
75-715P400V0.047	0.047	1.30	.50	.719	.84	.64	.45	.42
75-715P400V0.068	0.068	1.30	.55	.719	.91	.70	.48	.45
75-715P400V0.1	0.1	1.30	.60	.719	.98	.75	.52	.49
75-715P400V0.15	0.15	1.30	.65	.719	1.06	.81	.56	.53
75-715P400V0.22	0.22	1.70	.70	1.09	1.42	1.09	.76	.71
75-715P400V0.33	0.33	1.70	.80	1.09	1.48	1.13	.79	.74
75-715P400V0.47	0.47	1.70	.90	1.09	2.03	1.56	1.08	1.02

600 VDC / 200 VAC

For quantities greater than listed, call for quote.

75-715P600V0.001	0.001	.75	.40	.375	.47	.36	.25	.24
75-715P600V0.0015	0.0015	.75	.40	.375	.77	.59	.41	.38
75-715P600V0.0022	0.0022	.75	.40	.375	.47	.36	.25	.24
75-715P600V0.0033	0.0033	.75	.40	.375	.47	.36	.25	.24
75-715P600V0.0047	0.0047	.75	.45	.375	.47	.36	.25	.24
75-715P600V0.0068	0.0068	.75	.45	.375	.53	.40	.28	.26
75-715P600V0.01	0.01	.95	.45	.375	.59	.45	.31	.29
75-715P600V0.015	0.015	.95	.50	.375	.60	.46	.32	.30
75-715P600V0.022	0.022	.95	.55	.375	.62	.47	.33	.31
75-715P600V0.033	0.033	1.30	.55	.719	.81	.62	.43	.40
75-715P600V0.047	0.047	1.30	.60	.719	.77	.59	.41	.39
75-715P600V0.068	0.068	1.30	.65	.719	.94	.72	.50	.47
75-715P600V0.1	0.1	1.30	.75	.719	1.22	.93	.65	.61
75-715P600V0.15	0.15	1.70	.75	1.09	1.47	1.13	.78	.74
75-715P600V0.22	0.22	1.70	.85	1.09	2.03	1.56	1.08	1.02

800 VDC / 450 VAC

For quantities greater than listed, call for quote.

MOUSER STOCK NO.	Capacitance (µF)	Dimensions (In.)			Price Each			
		L	D	S	1	25	100	250
75-715P800V0.0068	0.0068	1.30	.50	.719	.77	.59	.41	.38
75-715P800V0.01	0.01	1.30	.50	.719	.79	.61	.42	.40
75-715P800V0.015	0.015	1.30	.55	.719	.77	.59	.41	.39
75-715P800V0.022	0.022	1.30	.60	.719	.95	.72	.50	.47
75-715P800V0.033	0.033	1.30	.70	.719	1.21	.93	.65	.61
75-715P800V0.047	0.047	1.70	.70	1.09	1.56	1.20	.83	.78
75-715P800V0.068	0.068	1.70	.80	1.09	1.73	1.31	.91	.86
75-715P800V0.1	0.1	1.70	.90	1.09	2.03	1.56	1.08	1.02

1200 VDC / 475 VAC

For quantities greater than listed, call for quote.

MOUSER STOCK NO.	Capacitance (µF)	Dimensions (In.)			Price Each			
		L	D	S	1	25	100	250
75-715P1200V0.015	0.015	1.30	.65	.719	1.22	.93	.65	.61
75-715P1200V0.047	0.047	1.70	.85	1.09	2.02	1.55	1.07	1.01

1600 VDC / 500 VAC

For quantities greater than listed, call for quote.

MOUSER STOCK NO.	Capacitance (µF)	Dimensions (In.)			Price Each			
		L	D	S	1	25	100	250
75-715P1600V0.001	0.001	1.30	.50	.719	.77	.59	.41	.39
75-715P1600V0.0022	0.0022	1.30	.50	.719	.77	.59	.41	.39
75-715P1600V0.0033	0.0033	1.30	.55	.719	.89	.68	.47	.44
75-715P1600V0.0047	0.0047	1.30	.60	.719	.89	.68	.47	.44
75-715P1600V0.0068	0.0068	1.30	.65	.719	1.00	.76	.53	.50
75-715P1600V0.01	0.01	1.30	.70	.719	1.33	1.02	.71	.67
75-715P1600V0.015	0.015	1.70	.75	1.09	1.54	1.18	.82	.77
75-715P1600V0.022	0.022	1.70	.85	1.09	2.01	1.54	1.07	1.01
75-715P1600V0.033	0.033	1.70	.95	1.09	2.44	1.87	1.30	1.22

Polyester Film Capacitors

POLYESTER

Specifications:

- Rating temperature: -40°C to +85°C
- Withstanding volts: 250% rated voltage (5 sec.)
- Insulation resistance: Not >30GΩ @ 1KHz, 20°C
- Dielectric dissipation factor: Max. 1.0% @ 1 KHz, 25°C
- Coating: Conformally coated with flame retardant epoxy resin

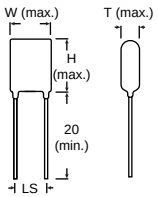

DIMENSIONS (mm)

50 Volt ±10%

For quantities greater than listed, call for quote.

MOUSER STOCK NO.	Value (µF)	Dimensions (mm) W	H	T	Price Each 1	100	500
140-PF1H102K	.001	6.0	10.5	3.0	.10	.052	.047
140-PF1H502K	.005	6.0	10.5	3.0	.10	.052	.047
140-PF1H103K	.01	6.5	12	3.5	.11	.057	.052
140-PF1H153K	.015	7.0	12	3.5	.11	.057	.052
140-PF1H203K	.02	7.0	12	4.0	.14	.067	.061
140-PF1H303K	.03	7.5	12	4.0	.15	.073	.066
140-PF1H473K	.047	8.5	13	5.0	.17	.085	.077
140-PF1H503K	.05	8.5	13	5.0	.17	.085	.077
140-PF1H104K	.1	11	14	6.0	.24	.12	.11
140-PF1H204K	.20	12.5	17	7.0	.36	.18	.15
140-PF1H224K	.22	13	17	7.5	.36	.18	.15
140-PF1H334K	.33	14.5	21	8.5	.38	.24	.22
140-PF1H474K	.47	16	22	9.0	.43	.27	.25

100 Volt ±2%

For quantities greater than listed, call for quote.

140-PF2A102F	.001	6.0	10.5	3.0	.43	.30	.28
140-PF2A122F	.0012	6.0	10.5	3.0	.43	.30	.28
140-PF2A152F	.0015	6.0	10.5	3.0	.43	.30	.28
140-PF2A182F	.0018	6.0	10.5	3.0	.43	.30	.28
140-PF2A202F	.002	6.0	10.5	3.0	.43	.30	.28
140-PF2A222F	.0022	6.0	10.5	3.0	.43	.30	.28
140-PF2A272F	.0027	6.0	10.5	3.0	.43	.30	.28
140-PF2A302F	.003	6.0	10.5	3.0	.43	.30	.28
140-PF2A332F	.0033	6.0	10.5	3.0	.43	.30	.28
140-PF2A392F	.0039	6.0	10.5	3.0	.43	.30	.28
140-PF2A472F	.0047	6.0	10.5	3.0	.43	.30	.28
140-PF2A502F	.005	6.0	10.5	3.0	.43	.30	.28
140-PF2A562F	.0056	6.0	10.5	3.0	.43	.30	.28
140-PF2A682F	.0068	6.0	10.5	3.5	.43	.30	.28
140-PF2A822F	.0082	6.5	10.5	3.5	.43	.30	.28
140-PF2A103F	.01	6.5	12	3.5	.43	.30	.28
140-PF2A123F	.012	6.5	12	3.5	.43	.30	.28
140-PF2A153F	.015	7.0	12	3.5	.43	.30	.28
140-PF2A183F	.018	7.0	12	4.0	.43	.30	.28
140-PF2A203F	.02	7.0	12	4.0	.48	.31	.29
140-PF2A223F	.022	7.5	12	4.0	.48	.31	.29
140-PF2A273F	.027	7.5	12	4.0	.48	.31	.29
140-PF2A303F	.03	7.5	12	4.0	.56	.41	.37
140-PF2A333F	.033	8.0	12	5.0	.56	.41	.37
140-PF2A393F	.039	8.0	13	5.0	.59	.42	.37
140-PF2A473F	.047	8.5	13	5.0	.63	.44	.38
140-PF2A503F	.05	8.5	13	5.0	.65	.46	.43
140-PF2A563F	.056	9.0	13	5.0	.65	.46	.43
140-PF2A683F	.068	9.5	13	5.0	.68	.52	.49
140-PF2A823F	.082	10	13	6.0	.72	.56	.51
140-PF2A104F	.1	11	14	6.0	.72	.64	.58

100 Volt ±3%

For quantities greater than listed, call for quote.

140-PF2A102G	.001	6.0	10.5	3.0	.39	.27	.25
140-PF2A122G	.0012	6.0	10.5	3.0	.39	.27	.25
140-PF2A152G	.0015	6.0	10.5	3.0	.39	.27	.25
140-PF2A182G	.0018	6.0	10.5	3.0	.39	.27	.25
140-PF2A202G	.002	6.0	10.5	3.0	.39	.27	.25
140-PF2A222G	.0022	6.0	10.5	3.0	.39	.27	.25
140-PF2A272G	.0027	6.0	10.5	3.0	.39	.27	.25
140-PF2A302G	.003	6.0	10.5	3.0	.39	.27	.25
140-PF2A332G	.0033	6.0	10.5	3.0	.39	.27	.25
140-PF2A392G	.0039	6.0	10.5	3.0	.39	.27	.25
140-PF2A472G	.0047	6.0	10.5	3.0	.39	.27	.25
140-PF2A502G	.0050	6.0	10.5	3.0	.39	.27	.25
140-PF2A562G	.0056	6.0	10.5	3.0	.39	.27	.25
140-PF2A682G	.0068	6.0	10.5	3.5	.39	.27	.25
140-PF2A822G	.0082	6.0	10.5	3.5	.39	.27	.25
140-PF2A103G	.01	6.5	12.0	3.5	.39	.27	.25
140-PF2A123G	.012	6.5	12.0	3.5	.39	.27	.25
140-PF2A153G	.015	7.0	12.0	3.5	.39	.27	.25
140-PF2A183G	.018	7.0	12.0	4.0	.39	.27	.25
140-PF2A203G	.02	7.5	12.0	4.0	.43	.28	.26
140-PF2A223G	.022	7.5	12.0	4.0	.43	.28	.26
140-PF2A273G	.027	7.5	12.0	4.0	.43	.28	.26
140-PF2A303G	.03	7.5	12.0	4.0	.55	.40	.36
140-PF2A333G	.033	8.0	12.0	5.0	.55	.40	.36
140-PF2A393G	.039	8.0	13.0	5.0	.56	.41	.37
140-PF2A473G	.047	8.5	13.0	5.0	.56	.41	.37
140-PF2A503G	.05	8.5	13.0	5.0	.56	.41	.37
140-PF2A563G	.056	9.0	13.0	5.0	.56	.41	.37
140-PF2A683G	.068	9.5	13.0	5.0	.58	.49	.45
140-PF2A823G	.082	10.0	13.0	6.0	.63	.57	.52
140-PF2A104G	.1	11	14.0	6.0	.63	.57	.52

LS (mm) ±1	Value (µF)	LS (mm) ±1	Value (µF)
3.5	.001-.012	7.5	.068-.12
4.0	.015-.03	9.0	.15-.27
5.0	.033-.056	10.0	.33-.68

100 Volt ±5%

For quantities greater than listed, call for quote.

MOUSER STOCK NO.	Value (µF)	Dimensions (mm) W	H	T	Price Each 1	100	500
140-PF2A102J	.001	6.0	10.5	3.0	.12	.07	.061
140-PF2A122J	.0012	6.0	10.5	3.0	.12	.07	.061
140-PF2A152J	.0015	6.0	10.5	3.0	.12	.07	.061
140-PF2A182J	.0018	6.0	10.5	3.0	.12	.07	.061
140-PF2A202J	.002	6.0	10.5	3.0	.12	.07	.061
140-PF2A222J	.0022	6.0	10.5	3.0	.12	.07	.061
140-PF2A272J	.0027	6.0	10.5	3.0	.12	.07	.061
140-PF2A302J	.003	6.0	10.5	3.0	.12	.07	.061
140-PF2A332J	.0033	6.0	10.5	3.0	.12	.07	.061
140-PF2A392J	.0039	6.0	10.5	3.0	.12	.07	.061
140-PF2A472J	.0047	6.0	10.5	3.0	.12	.07	.061
140-PF2A502J	.005	6.0	10.5	3.0	.12	.07	.061
140-PF2A562J	.0056	6.0	10.5	3.0	.12	.07	.061
140-PF2A682J	.0068	6.0	10.5	3.5	.12	.07	.061
140-PF2A822J	.0082	6.5	10.5	3.5	.12	.07	.061
140-PF2A103J	.01	6.5	12	3.5	.14	.08	.063
140-PF2A123J	.012	6.5	12	3.5	.14	.08	.063
140-PF2A153J	.015	7.0	12	3.5	.14	.08	.063
140-PF2A183J	.018	7.0	12	4.0	.14	.08	.063
140-PF2A203J	.02	7.0	12	4.0	.19	.10	.088
140-PF2A223J	.022	7.5	12	4.0	.19	.10	.088
140-PF2A273J	.027	7.5	12	4.0	.19	.10	.088
140-PF2A303J	.03	7.5	12	4.0	.20	.12	.092
140-PF2A333J	.033	8.0	12	5.0	.20	.12	.092
140-PF2A393J	.039	8.0	13	5.0	.20	.12	.092
140-PF2A473J	.047	8.5	13	5.0	.21	.13	.099
140-PF2A503J	.05	8.5	13	5.0	.21	.13	.099
140-PF2A563J	.056	9.0	13	5.0	.21	.13	.099
140-PF2A683J	.068	9.5	13	5.0	.22	.14	.11
140-PF2A823J	.082	10	13	6.0	.22	.14	.13
140-PF2A104J	.1	11	14	6.0	.22	.16	.14
140-PF2A124J	.12	11	14	6.5	.22	.16	.14
140-PF2A154J	.15	12	17	7.0	.27	.18	.17
140-PF2A184J	.18	12.5	17	7.0	.29	.20	.18
140-PF2A224J	.22	13	17	7.5	.34	.25	.22
140-PF2A274J	.27	14.5	18	8.0	.37	.26	.22
140-PF2A334J	.33	14.5	21	8.5	.42	.28	.25
140-PF2A394J	.39	15	21	9.0	.47	.32	.29
140-PF2A474J	.47	16	22	9.0	.59	.42	.37

100 Volt ±10%

For quantities greater than listed, call for quote.

140-PF2A102K	.001	6.0	10.5	3.0	.10	.06	.049
140-PF2A122K	.0012	6.0	10.5	3.0	.10	.06	.049
140-PF2A152K	.0015	6.0	10.5	3.0	.10	.06	.049
140-PF2A182K	.0018	6.0	10.5	3.0	.10	.06	.049
140-PF2A202K	.002	6.0	10.5	3.0	.10	.06	.049
140-PF2A222K	.0022	6.0	10.5	3.0	.10	.06	.049
140-PF2A272K	.0027	6.0	10.5	3.0	.10	.06	.049
140-PF2A302K	.003	6.0	10.5	3.0	.10	.06	.049
140-PF2A332K	.0033	6.0	10.5	3.0	.10	.06	.049
140-PF2A392K	.0039	6.0	10.5	3.0	.10	.06	.049
140-PF2A472K	.0047	6.0	10.5	3.0	.11	.06	.051
140-PF2A502K	.005	6.0	10.5	3.0	.11	.06	.051
140-PF2A562K	.0056	6.0	10.5	3.0	.10	.06	.049
140-PF2A682K	.0068	6.0	10.5	3.5	.10	.06	.049
140-PF2A822K	.0082	6.5	10.5	3.5	.10	.06	.049
140-PF2A103K	.01	6.5	12.0	3.5	.12	.07	.054
140-PF2A123K	.012	6.5	12.0	3.5	.12	.07	.061
140-PF2A153K	.015	7.0	12.0	3.5	.14	.07	.061
140-PF2A183K	.018	.70	12.0	4.0	.13	.07	.061
140-PF2A203K	.02	7.0	12.0	4.0	.14	.08	.066
140-PF2A223K	.022	7.5	12.0	4.0	.14	.08	.066
140-PF2A273K	.027	7.5	12.0	4.0	.14	.08	.066
140-PF2A303K	.03	7.5	12.0	4.0	.16	.09	.07
140-PF2A333K	.033	8.0	12.0	5.0	.16	.09	.07
140-PF2A393K	.039	8.0	13.0	5.0	.16	.09	.07
140-PF2A473K	.047	8.5	13.0	5.0	.17	.10	.08
140-PF2A503K	.05	8.5	13.0	5.0	.17	.10	.08
140-PF2A563K	.056	9.0	13.0	5.0	.17	.10	.08
140-PF2A683K	.068	9.5	13.0	5.0	.20	.11	.087
140-PF2A823K	.082	10	13.0	6.0	.20	.11	.087
140-PF2A104K	.1	11	14.0	6.0	.21	.14	.09
140-PF2A124K	.12	11	14.0	6.5	.21	.14	.09
140-PF2A154K	.15	12	17.0	7.0	.26	.16	.13
140-PF2A184K	.18	12.5	17.0	7.0	.28	.17	.13
140-PF2A204K	.20	12.5	17.0	7.0	.32	.18	.14
140-PF2A224K	.22	13	17.0	7.5	.32	.20	.15
140-PF2A274K	.27	14.5	18.0	8.0	.35	.19	.15
140-PF2A334K	.33	14.5	21.0	8.5	.39	.25	.22
140-PF2A394K	.39	15	21.0	9.0	.44	.30	.24
140-PF2A474K	.47	16	22.0	9.0	.73	.35	.32
140-PF2A504K	.5	16	22.0	9.0	.73	.35	.32
140-PF2A684K	.68	16.5	23.0	11.5	.73	.35	.32

POLYESTER (Cont.)

LS (mm) ±1	Value (µF)
3.5	.001-.0047
5.0	.01-.022
7.5	.047-.05
10.0	.1-.22

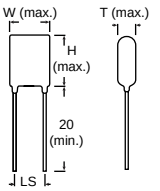

DIMENSIONS (mm)

200 Volt ±10%

For quantities greater than listed, call for quote.

MOUSER STOCK NO.	Value (µF)	Dimensions (mm) W	H	T	Price Each 1	100	500
140-PF2D102K	.001	6.0	10.5	3.0	.17	.078	.06
140-PF2D222K	.0022	6.0	10.5	3.0	.17	.078	.06
140-PF2D472K	.0047	6.0	10.5	3.0	.17	.078	.06
140-PF2D103K	.01	6.5	12	3.5	.17	.086	.07
140-PF2D153K	.015	7.0	12	4.0	.17	.086	.07
140-PF2D223K	.022	7.5	12	4.0	.19	.089	.071
140-PF2D473K	.047	8.5	13	5.0	.21	.089	.082
140-PF2D503K	.05	8.5	13	5.0	.24	.12	.11
140-PF2D104K	.1	11	14	6.0	.32	.19	.15
140-PF2D154K	.15	12	17	7.0	.37	.23	.17
140-PF2D204K	.2	12.5	17	7.0	.50	.29	.22
140-PF2D224K	.22	13	17	7.5	.51	.32	.23

400 Volt ±10%

For quantities greater than listed, call for quote.

140-PF2G102K	.001	6.0	10.5	3.0	.17	.10	.08
140-PF2G222K	.0022	6.0	10.5	3.0	.17	.10	.08
140-PF2G472K	.0047	6.0	10.5	3.0	.18	.10	.08
140-PF2G103K	.01	6.5	12	3.5	.18	.11	.09
140-PF2G203K	.02	7.0	12	4.0	.21	.11	.09
140-PF2G223K	.022	7.5	12	4.0	.21	.11	.09
140-PF2G503K	.05	8.5	13	5.0	.35	.17	.15
140-PF2G104K	.1	11	14	6.0	.42	.27	.21

NON-INDUCTIVE

Specifications:

- Operating temp: -40°C to +85°C

DIMENSIONS (mm)

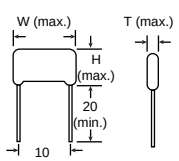

100V ± 10%

For quantities greater than listed, call for quote.

MOUSER STOCK NO.	Value (µF)	Dimensions (mm) W	H	T	Price Each 1	100	500
23AB250	.005	13	9.0	5.0	.13	.09	.081
23AB320	.02	13	10	6.0	.17	.12	.106
23AB347	.047	13	11	6.5	.21	.15	.14
23AB350	.05	13	11	6.5	.21	.15	.14
23AB368	.068	13	12	7.0	.23	.17	.15

SUB-MINIATURE

Specifications:

- Temp. stability: +5% ~ -2% capacitance change @+85°C
  0% ~ -5% capacitance change @-40°C
- Dissipation factor: 1% max. (1KHz)

LS (mm) ±1	Value (µF)
3.5	.001-.033
5.0	.047-.1
7.5	.22
6.4	.47

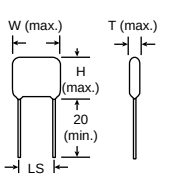

DIMENSIONS (mm)

100 Volt ±10%

For quantities greater than listed, call for quote.

MOUSER STOCK NO.	Value (µF)	Dimensions (mm) W	H	T	Price Each 1	100	500
140-PM2A102K	.001	5.5	7.5	3.0	.12	.07	.055
140-PM2A202K	.002	5.5	7.5	3.0	.12	.07	.055
140-PM2A222K	.0022	5.5	7.5	3.0	.12	.07	.052
140-PM2A332K	.0033	6.0	7.5	3.0	.12	.07	.055
140-PM2A472K	.0047	6.0	7.5	3.0	.12	.07	.055
140-PM2A502K	.005	6.0	7.5	3.0	.12	.07	.055
140-PM2A103K	.01	6.0	7.5	3.0	.13	.08	.066
140-PM2A203K	.02	6.5	9.0	3.5	.14	.09	.073
140-PM2A223K	.022	6.5	9.0	3.5	.14	.09	.073
140-PM2A333K	.033	6.5	9.0	4.0	.15	.10	.078
140-PM2A473K	.047	7.5	9.5	4.0	.17	.11	.092
140-PM2A503K	.05	7.5	9.5	4.5	.20	.12	.10
140-PM2A104K	.1	8.5	11.5	6.0	.26	.16	.13
140-PM2A224K	.22	11.5	13	7.0	.36	.22	.19
140-PM2A474K	.47	13	15.5	8.0	.63	.39	.35

Polyester Film Capacitors

METALLIZED

Features:

- Non-inductive construction
- Self-healing characteristics
- High stability
- Efficient capacitance to volume packaging
- Protective conformal epoxy coating

Specifications:

- Operating temperature: -40°C to 85°C with no voltage derating
- Dissipation factor: maximum 1% @ 1KHz, 20°C
- Dielectric strength: 150% of working voltage for 1 minute

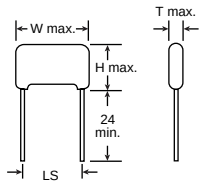

DIMENSIONS (mm)

250V ± 10% Tolerance

For quantities greater than listed, call for quote.

MOUSER STOCK NO.	Value (µF)	Dimensions (mm)				Price Each		
		W	H	T	LS	1	10	100
146-250V.01K	.01	12.5	9.0	5.0	10	.26	.207	.18
146-250V.012K	.012	12.5	9.0	5.0	10	.26	.207	.18
146-250V.015K	.015	12.5	9.0	5.0	10	.26	.207	.18
146-250V.018K	.018	12.5	9.0	5.0	10	.26	.207	.18
146-250V.022K	.022	12.5	9.0	5.0	10	.26	.207	.18
146-250V.027K	.027	12.5	9.0	5.0	10	.26	.207	.18
146-250V.033K	.033	12.5	9.0	5.0	10	.26	.207	.18
146-250V.039K	.039	12.5	9.0	5.0	10	.26	.207	.18
146-250V.047K	.047	12.5	9.0	5.0	10	.26	.207	.18
146-250V.056K	.056	12.5	9.0	5.0	10	.26	.207	.18
146-250V.068K	.068	12.6	9.0	5.0	10	.26	.207	.18
146-250V.082K	.082	12.5	9.0	5.0	10	.26	.207	.18
146-250V.1K	.1	12.5	9.0	5.0	10	.27	.212	.185
146-250V.12K	.12	12.5	9.5	5.5	10	.29	.235	.206
146-250V.15K	.15	12.5	10	6.0	10	.31	.25	.218
146-250V.18K	.18	18	10	5.5	15	.34	.27	.235
146-250V.22K	.22	18	11	6.0	15	.36	.29	.251
146-250V.27K	.27	18	12	6.5	15	.39	.314	.275
146-250V.33K	.33	18	13	7.0	15	.41	.33	.284
146-250V.39K	.39	18	14	7.5	15	.44	.353	.309
146-250V.47K	.47	22	11	5.0	20	.47	.372	.325
146-250V.56K	.56	23	13	7.0	20	.51	.41	.354
146-250V.68K	.68	23	14	7.5	20	.53	.424	.37
146-250V.82K	.82	23	15	8.0	20	.56	.452	.40
146-250V1.0K	1.0	23	16	9.0	20	.64	.57	.51
146-250V1.2K	1.2	23	17	10	20	.76	.72	.65
146-250V1.5K	1.5	31	17	9.0	27	.86	.82	.76
146-250V1.8K	1.8	31	18	9.5	27	.98	.94	.87
146-250V2.2K	2.2	31	19	10	27	1.09	1.04	.91
146-250V2.7K	2.7	31	20.5	11.5	27	1.35	1.30	1.22
146-250V3.3K	3.3	31	22	13.5	27	1.62	1.59	1.52
146-250V3.9K	3.9	31	23	15	27	1.91	1.88	1.80
146-250V4.7K	4.7	31	24	16	27	2.06	2.01	1.88

400V ±10% Tolerance

For quantities greater than listed, call for quote.

MOUSER STOCK NO.	Value (µF)	Dimensions (mm)				Price Each		
		W	H	T	LS	1	10	100
146-400V.01K	.01	12.5	9.0	5.0	10	.35	.30	.243
146-400V.015K	.015	12.5	9.0	5.0	10	.36	.304	.250
146-400V.022K	.022	12.5	9.0	5.0	10	.37	.31	.254
146-400V.033K	.033	12.5	9.5	5.5	10	.38	.323	.265
146-400V.047K	.047	12.5	11	6.5	10	.39	.33	.270
146-400V.068K	.068	18	10	5.5	15	.44	.37	.302
146-400V.1K	.1	18	11	6.0	15	.49	.414	.340
146-400V.15K	.15	18	13	7.0	15	.53	.44	.353
146-400V.22K	.22	18	15	8.5	15	.61	.51	.405
146-400V.33K	.33	23	16	9.0	20	.73	.61	.485
146-400V.47K	.47	23	18	11	20	.97	.812	.650
146-400V2.2K	2.2	31	27	18	27	2.80	2.33	1.83

630V ±10% Tolerance

For quantities greater than listed, call for quote.

MOUSER STOCK NO.	Value (µF)	Dimensions (mm)				Price Each		
		W	H	T	LS	1	10	100
146-630V.01K	.01	12.5	9.5	5.5	10	.37	.31	.254
146-630V.015K	.015	12.5	10	5.5	10	.39	.33	.27
146-630V.022K	.022	12.5	11	6.0	10	.42	.356	.291
146-630V.033K	.033	18	11	6.0	15	.44	.375	.306
146-630V.047K	.047	18	12	6.5	15	.47	.40	.323
146-630V.068K	.068	18	13	7.0	15	.57	.485	.397
146-630V.1K	.1	23	13	7.0	20	.67	.563	.46
146-630V.15K	.15	23	15	8.5	20	.78	.66	.54
146-630V.22K	.22	23	16.5	9.5	20	1.00	.843	.69
146-630V.33K	.33	31	18.5	9.5	27	1.18	1.00	.82
146-630V.47K	.47	31	21	12	27	1.56	1.32	1.08
146-630V1.0K	1.0	31	27	18	27	2.63	2.25	1.89

METALLIZED BOX

These Xicon box case capacitors feature non-inductive windings, tin plated copper leads, and epoxy seals for reliable electrical and mechanical performance. They are well suited to telecommunications, industrial circuits, and data processing equipment where filtering, coupling, decoupling, or timing is required.

Specifications:

- Operating temperature: -40°C to +85°C
- Dissipation factor: 1% max. @ 1KHz, 25°C
- Insulation resistance: (IR): C≤.33µF IR>30GΩ; C>.33µF IR>10GΩ
- Yellow, flame retardant plastic box

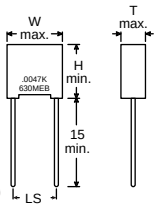

DIMENSIONS (mm)

100V ±10% Tolerance

For quantities greater than listed, call for quote.

MOUSER STOCK NO.	Value (µF)	Dimensions (mm)				Price Each		
		W	H	T	LS	1	100	500
1430-1683	.068	10.5	9	4	7.5	.25	.21	.19
1430-1104	.1	13	11	5	10	.25	.21	.19
1430-1154	.15	13	11	5	10	.26	.25	.23
1430-1224	.22	13	12	6	10	.28	.23	.21
1430-1334	.33	13	12	6	10	.33	.26	.24
1430-1474	.47	18	12	6	15	.47	.34	.30
1430-1684	.68	18	12	6	15	.56	.41	.37
1430-1105	1.0	18	13.5	7.5	15	.69	.53	.48
1430-1225	2.2	26.5	17.5	8.5	22.5	1.23	.92	.86
1430-1475	4.7	32	20	11	27.5	1.83	1.52	1.38

250V ±10% Tolerance

For quantities greater than listed, call for quote.

MOUSER STOCK NO.	Value (µF)	Dimensions (mm)				Price Each		
		W	H	T	LS	1	100	500
1430-2473	.047	10.5	9	4	10	.23	.20	.18
1430-2104	.1	13	11	5	10	.26	.21	.19
1430-2224	.22	18	12	6	15	.36	.27	.25
1430-2474	.47	26.5	15	6	22.5	.52	.39	.35
1430-2105	1.0	26.5	17	8.5	22.5	.82	.66	.58

400V ±10% Tolerance

For quantities greater than listed, call for quote.

MOUSER STOCK NO.	Value (µF)	Dimensions (mm)				Price Each		
		W	H	T	LS	1	100	500
1430-4223	.022	13	11	5	10	.22	.19	.18
1430-4473	.047	13	12	6	10	.29	.23	.22
1430-4683	.068	18	11	5	15	.29	.25	.23
1430-4104	.1	18	12	6	15	.40	.28	.26
1430-4224	.22	26.5	15	6	22.5	.59	.48	.44

630V ±10% Tolerance

For quantities greater than listed, call for quote.

MOUSER STOCK NO.	Value (µF)	Dimensions (mm)				Price Each		
		W	H	T	LS	1	100	500
1430-6102	.001	10.5	9	4	7.5	.24	.22	.21
1430-6222	.0022	10.5	9	4	7.5	.24	.22	.21
1430-6472	.0047	10.5	9	4	7.5	.24	.22	.21
1430-6103	.01	13	11	5	10	.25	.22	.20
1430-6223	.022	13	12	6	10	.25	.23	.22
1430-6333	.033	13	13	7	10	.28	.25	.24
1430-6473	.047	18	12	6	15	.46	.31	.28
1430-6104	.1	18	14.5	8.5	15	.45	.41	.37

METALLIZED

Specifications:

- Operating temp: -40°C to +85°C
- Test voltage: 750V
- Non-inductive and self healing

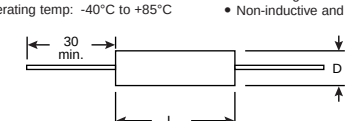

DIMENSIONS (mm)

250V ± 10% Tolerance

For quantities greater than listed, call for quote.

MOUSER STOCK NO.	Value (µF)	Dimensions (mm)		Price Each		
		D	L	1	100	500
23ME310	.01	5.5	14	.49	.39	.34
23ME322	.022	5.5	14	.49	.39	.34
23ME347	.047	5.5	14	.49	.39	.34
23ME368	.068	5.5	14	.49	.39	.34
23ME410	.1	6.0	14	.50	.42	.38
23ME415	.15	6.5	14	.50	.42	.38
23ME422	.22	7.0	19	.54	.46	.41
23ME433	.33	8.0	19	.54	.46	.41
23ME447	.47	9.0	19	.57	.48	.43
23ME468	.68	9.0	25	.64	.54	.48
23ME510	1.0	10.5	25	.73	.62	.55
23ME520	2.0	14	32	1.18	1.00	.89
23ME522	2.2	14	32	1.18	1.00	.89

METALLIZED

Specifications:

- Operating temp.: -40°C to +85°C
- Test voltage: WV x 1.6
- Test voltage: WV x 1.6
- Insulation resistance: 10 GΩ
- Non-inductive and self healing

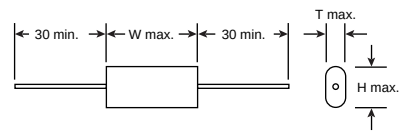

DIMENSIONS (mm)

250V ± 10% Tolerance

For quantities greater than listed, call for quote.

MOUSER STOCK NO.	Value (µF)	Dimensions (mm)			Price Each		
		W	H	T	1	100	500
23MA410	.1	14	8.5	4.5	.55	.43	.39
23MA415	.15	14	9.0	5.0	.56	.47	.43
23MA422	.22	14	10	6.0	.57	.48	.44
23MA433	.33	19	12	6.5	.57	.48	.44
23MA447	.47	19	13	7.0	.67	.57	.52
23MA468	.68	25	12.5	6.5	.79	.67	.61
23MA510	1.0	25	14	7.5	.79	.67	.61
23MA515	1.5	32	16	8.5	1.27	1.07	.98
23MA522	2.2	32	18	9.5	1.31	1.19	1.07

400V ± 10% Tolerance

For quantities greater than listed, call for quote.

MOUSER STOCK NO.	Value (µF)	Dimensions (mm)			Price Each		
		W	H	T	1	100	500
23MA347	.047	14	12	4.5	.53	.41	.37
23MA368	.068	19	9.0	5.0	.53	.41	.37

NON-INDUCTIVE

Features:

- High stability and reliability
- Excellent environmental performance
- Low ESR
- Non-inductive construction minimizes dissipation factor

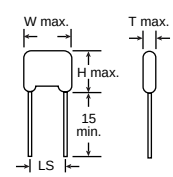

DIMENSIONS (mm)

Specifications:

- Operating temperature: -40°C ~ +85C
- Capacitance range: .001 ~ .47µF
- Rated voltage: 100VDC, 200VDC
- Dissipation factor: 0.8% max at 1KHz, 25°C
- Insulation resistance: >20,000MΩ (C≤.1µF), >2,000MΩ-µF (C> .1µF)

100V±10% Tolerance

For quantities greater than listed, call for quote.

MOUSER STOCK NO.	Value (µF)	Dimensions (mm)				Price Each		
		W	H	T	LS	1	100	500
1432-1103	.01	10.5	9.5	6.0	7	.25	.17	.15
1432-1223	.022	10.5	9.5	6.0	7	.26	.17	.16
1432-1333	.033	13.5	10	6.0	10	.27	.18	.16
1432-1473	.047	13.5	11.5	7.5	10	.28	.19	.17
1432-1563	.056	13.5	11.5	7.5	10	.31	.21	.19
1432-1683	.068	13.5	12.5	7.0	10	.34	.23	.21
1432-1104	.1	14	13	8.0	10	.37	.25	.23
1432-1224	.22	20	15	8.5	15	.44	.29	.27
1432-1334	.33	20	17.5	10.5	15	.50	.33	.30
1432-1474	.47	20	21.5	13	15	.56	.38	.34
1432-2102	.001	10.5	9.5	5.0	7	.24	.16	.15
1432-2222	.0022	10.5	9.5	5.5	7	.24	.16	.15
1432-2332	.0033	10.5	9.5	5.5	7	.24	.16	.15
1432-2472	.0047	10.5	9.5	5.5	7	.25	.17	.15
1432-2562	.0056	10.5	9.5	5.5	7	26	.17	.16

200V±10% Tolerance

For quantities greater than listed, call for quote.

MOUSER STOCK NO.	Value (µF)	Dimensions (mm)				Price Each		
		W	H	T	LS	1	100	500
1432-2102	.001	10.5	9.5	5.0	7	.24	.16	.15
1432-2222	.0022	10.5	9.5	5.5	7	.24	.16	.15
1432-2332	.0033	10.5	9.5	5.5	7	.24	.16	.15
1432-2472	.0047	10.5	9.5	5.5	7	.25	.17	.15
1432-2562	.0056	10.5	9.5	5.5	7	.26	.17	.16

Polypropylene and Polystyrene Film Capacitors

XICON Passive Components POLYPROPYLENE CAPACITORS

Constructed with polypropylene film dielectric in a non-inductive form. They feature low dissipation factor, high insulation resistance, fire retardant coating, and welded leads.

DIMENSIONS (mm)

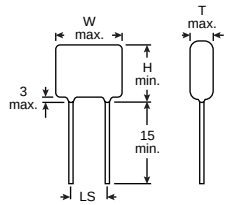

Specifications:

- Operating temperature: -40°C to +85°C
- Test voltage: WVDC x 2.0
- Insulation resistance: 30GΩ

±10% Tolerance

For quantities greater than listed, call for quote.

MOUSER STOCK NO.	Value (µF)	WVDC	Dimensions (mm)				Price Each			
			W	H	T	LS	1	100	500	1000
1431-6102K	.001	630	14	8.5	5.5	10	.33	.21	.19	.17
1431-6152K	.0015	630	14	9.5	6	10	.33	.21	.19	.17
1431-6222K	.0022	630	14	10	6.5	10	.33	.21	.19	.18
1431-4332K	.0033	400	14	9.5	6.0	10	.29	.20	.17	.16
1431-4472K	.0047	400	14	9.5	6.1	10	.30	.20	.18	.17
1431-4682K	.0068	400	14	10	6.5	10	.33	.22	.20	.18
1431-4103K	.010	400	14	12	7.5	10	.35	.23	.21	.19
1431-2153K	.015	250	14	10	6.5	10	.34	.23	.20	.19
1431-2223K	.022	250	14	12	7.5	10	.36	.24	.22	.20
1431-2333K	.033	250	19	11.5	6.5	15	.41	.27	.25	.23
1431-2473K	.047	250	19	13	7.5	15	.45	.30	.28	.25
1431-2563K	.056	250	19	13	8.0	15	.47	.31	.28	.26
1431-2683K	.068	250	19	14	9.0	15	.49	.33	.30	.27
1431-2104K	.1	250	20	16	10	15	.53	.36	.32	.29
1431-2154K	.15	250	26	18	10.5	21	.54	.35	.32	.28
1431-2224K	.22	250	26	21	13	22	.62	.41	.38	.34
1431-2334K	.33	250	31	21	13	27.5	.82	.61	.55	.50

±5% Tolerance

For quantities greater than listed, call for quote.

MOUSER STOCK NO.	Value (µF)	WVDC	Dimensions (mm)				Price Each			
			W	H	T	LS	1	100	500	1000
1431-4103J	.01	400	14	12	7.5	10	.39	.26	.23	.21
1431-2104J	.1	250	20	16	10	15	.59	.39	.36	.32
14031-2474J	.47	250	30	24	16	27.5	.85	.77	.70	.63

105°C METALLIZED POLYPROPYLENE CAPACITORS

These Xicon MPP Series capacitors feature non-inductive windings, copper clad steel leads, and environmentally resistive epoxy coatings for excellent electrical and mechanical performance. The non-inductive, polypropylene capacitor is especially suitable to telecommunication, industrial circuits, and data processing equipment where filtering, coupling, stable tuning, timing, or temperature compensation is required.

Specifications:

- Operating temperature: -55°C to +105°C
- Capacitance tolerance: ±10%
- Dissipation factor: 0.1% max @ 1KHz, 25°C
- Insulation resistance: C≤ .33µF, IR > 30GΩ
  C > .33µF, IR > 10GΩ

DIMENSIONS (mm)

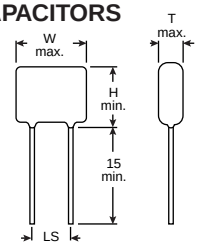

100 WVDC

For quantities greater than listed, call for quote.

MOUSER STOCK NO.	Value (µF)	Dimensions (mm)				Price Each			
		W	H	T	LS	1	50	100	500
1429-1104	.1	13	11	6.5	10	.44	.29	.27	.24
1429-1474	.47	18.5	14	8.0	15	.70	.47	.43	.39

250 WVDC

For quantities greater than listed, call for quote.

1429-2223	.022	13	10	6.0	10	.39	.26	.24	.22
1429-2333	.033	13	10	6.0	10	.43	.29	.26	.24
1429-2473	.047	13	10.5	6.0	10	.46	.31	.28	.25
1429-2104	.1	13	12	7	10	.56	.37	.34	.31
1429-2224	.22	18.5	13	7.0	15	.59	.39	.36	.33
1429-2334	.33	18.5	14.5	8.0	15	.86	.62	.56	.51
1429-2474	.47	18.5	15.5	10	15	.92	.71	.65	.58
1429-2105	1.0	32	16.5	10	27.5	1.17	.90	.82	.74
1429-2225	2.2	32	21.5	14.5	27.5	1.67	1.39	1.26	1.15
1429-2475	4.7	32	29	19	27.5	3.49	2.91	2.65	2.41

400 WVDC

For quantities greater than listed, call for quote.

1429-4472	.0047	10.5	9.0	5.5	7.5	.37	.25	.22	.20
1429-4103	.01	13	9.0	5.5	10	.37	.25	.22	.20
1429-4473	.047	13	12.5	7.5	10	.48	.32	.29	.26
1429-4104	.1	18.5	13.5	8.0	15	.63	.42	.38	.34

630 WVDC

For quantities greater than listed, call for quote.

1429-6102	.001	10.5	9.0	5.5	10	.44	.30	.27	.25
1429-6222	.0022	10.5	9.0	5.5	10	.44	.30	.27	.25
1429-6472	.0047	13	9.5	5.5	10	.44	.30	.27	.25
1429-6103	.01	13	11.5	6.5	10	.46	.30	.27	.25
1429-6223	.022	13	13.5	9.0	10	.53	.35	.32	.29
1429-6473	.047	18.5	14.5	8.5	15	.63	.42	.38	.34
1429-6104	.1	23	17.5	10.5	20	.73	.48	.44	.40
1429-6224	.22	32	19	12	27.5	.97	.75	.68	.62
1429-6474	.47	32	24	15	27.5	1.43	1.19	1.08	.99

XICON Passive Components AXIAL 5% POLYSTYRENE CAPACITORS

Comprised of polystyrene dielectric material fused to foil, these capacitors are highly resistant to humidity and provide excellent capacitance stability.

Specifications:

- ±5% tolerance
- Dissipation factor (@ 100KHz):
  DF < 0.1% C ≥ 330pF
  Q > 1000 C < 330pF
- Operating temperature: -10°C to +70°C
- Temperature coefficient: N150 ±ppm/°C
- Insulation resistance (@25°C): 100GΩ (min.)
- 50 WVDC

For quantities greater than listed, call for quote.

MOUSER STOCK NO.	Value	D x L (mm)	Price Each			
			1	100	500	1000
23PS110	100pF	5.5 x 12	.24	.12	.11	.10
23PS112	120pF	5.5 x 12	.24	.12	.11	.10
23PS115	150pF	5.5 x 12	.24	.12	.11	.10
23PS118	180pF	5.5 x 12	.24	.12	.11	.10
23PS122	220pF	5.5 x 12	.24	.12	.11	.10
23PS127	270pF	5.5 x 12	.24	.12	.11	.10
23PS133	330pF	5.5 x 12	.22	.11	.10	.09
23PS139	390pF	5.5 x 12	.22	.11	.10	.09
23PS147	470pF	5.5 x 12	.22	.11	.10	.09
23PS156	560pF	5.5 x 12	.22	.11	.10	.09
23PS168	680pF	5.5 x 12	.22	.11	.10	.09
23PS182	820pF	6.0 x 12	.22	.11	.10	.09
23PS210	1000pF	6.0 x 12	.22	.11	.10	.09

Features:

- Excellent electrical characteristics
- High reliability and stability
- Low temperature coefficients
- Small dissipation factor

DIMENSIONS (mm)

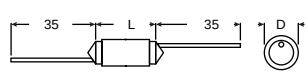

For quantities greater than listed, call for quote.

MOUSER STOCK NO.	Value	D x L (mm)	Price Each			
			1	100	500	1000
23PS212	1200pF	6.0 x 12	.24	.12	.11	.10
23PS215	1500pF	6.0 x 12	.24	.12	.11	.10
23PS218	1800pF	6.0 x 12	.24	.12	.11	.10
23PS220	2000pF	6.5 x 12	.24	.12	.11	.10
23PS222	2200pF	6.5 x 12	.24	.12	.11	.10
23PS227	2700pF	7.0 x 12	.25	.12	.11	.10
23PS233	3300pF	7.0 x 12	.26	.13	.12	.11
23PS239	3900pF	7.5 x 12	.26	.13	.12	.11
23PS247	4700pF	8.0 x 12	.28	.14	.13	.12
23PS250	5000pF	8.0 x 12	.30	.15	.14	.12
23PS268	6800pF	9.0 x 12	.32	.16	.14	.13
23PS282	8200pF	9.5 x 12	.34	.17	.16	.14
23PS310	10,000pF	10 x 12	.38	.19	.17	.16

XICON Passive Components RADIAL 5% POLYSTYRENE CAPACITORS

Comprised of polystyrene dielectric material fused to foil, these capacitors are highly resistant to humidity and provide excellent capacitance stability.

Features:

- Excellent electrical characteristics
- High reliability and stability
- Low temperature coefficients
- Small dissipation factor

Specifications:

- ±5% tolerance
- Dissipation factor (@ 100KHz):
  DF < 0.1% C ≥ 330pF
  Q > 1000 C < 330pF
- Operating temp.: -10°C to +70°C
- Temp. coefficient: N150 ±ppm/°C
- Insulation resist. (@25°C): 100GΩ (min.)
- 50 WVDC

For quantities greater than listed, call for quote.

MOUSER STOCK NO.	Value	D x L (mm)	Price Each			
			1	100	500	1000
23PW156	560pF	5.5 x 12	.22	.11	.10	.09
23PW210	1000pF	6.0 x 12	.22	.11	.10	.09
23PW220	2000pF	6.0 x 12	.24	.12	.11	.10
23PW222	2200pF	6.5 x 12	.24	.12	.11	.10
23PW233	3300pF	7.0 x 12	.26	.13	.12	.11
23PW247	4700pF	8.0 x 12	.28	.14	.13	.12
23PW250	5000pF	8.0 x 12	.30	.15	.14	.12
23PW268	6800pF	9.0 x 12	.32	.16	.14	.13
23PW310	10,000pF	10 x 12	.38	.19	.17	.16

DIMENSIONS (mm)

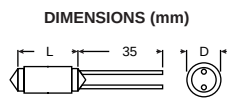

XICON Passive Components 5% POLYSTYRENE CAPACITOR KITS

Features:

- 50 WVDC
- Axial leads
- 10 ea. of 12 values ea. kit ±5%

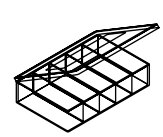

For quantities greater than listed, call for quote.

MOUSER STOCK NO.	Pieces Per Kit	Description	Price Each
370-PS1	120	**10 ea.:** 100, 120, 150, 180, 220, 270, 330, 390, 470, 560, 680, 820 pF	24.95
370-PS2	120	**10 ea.:** 1000, 1200, 1500, 1800, 2000, 2200, 2700, 3300, 3900, 5000, 6800, 10,000pF	24.95

MALLORY 158X SERIES - TYPE X2 SUPPRESSOR METALLIZED POLYESTER FILM

NEW IN '97

Features:
- UL 1414 and CSA Approved
- Flame retardant case meets UL 94V0
- Polyurethane end fill meets UL 94V0
- Used in applications where damage to the capacitor will not lead to the danger of electrical shock

Specifications:
- Operating temperature: -40°C to +100°C
- Voltage range: 250Vrms
- Tolerance: ±20%
- Lead material: tinned copper clad steel

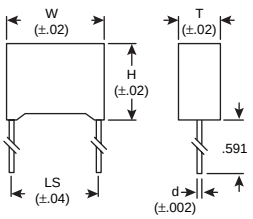

DIMENSIONS (IN.)

Safety Agency	Standard	File Number
UL	UL-1414	E151554
UL	UL-1283	E151553
CSA	C22 2, No.8-M1986	LR37404-33M
VDE	VDE0565-1	18022-4670-1700
SEMKO	SS443-04-01	9308002
SEV	SEV1055	92.552158.01
EI	E384/14-82 (IEC384-14, 1981)	164090-01
DEMKO	Heavy Current Regulations Section 21 and IEC384-14	112398EC/121
NEMKO	NEMKO132/85	M70107

For quantities greater than listed, call for quote.

MOUSER STOCK NO.	Value (µF)	Dimensions (In.)					Price Each			
		W	T	H	LS	d	1	100	500	1000
539-158X103	0.01	0.669	0.197	0.473	0.591	0.024	.76	.54	.46	.36
539-158X223	0.022	0.669	0.197	0.472	0.591	0.024	.76	.54	.46	.36
539-158X333	0.033	0.669	0.197	0.472	0.591	0.024	.76	.54	.46	.36
539-158X473	0.047	0.669	0.217	0.492	0.591	0.031	.81	.58	.49	.38
539-158X104	0.1	0.669	0.315	0.591	0.591	0.031	.85	.60	.51	.40
539-158X224	0.22	0.984	0.315	0.689	0.886	0.031	1.38	.98	.83	.60
539-158X334	0.33	0.984	0.394	0.768	0.886	0.031	1.76	1.25	1.06	.82
539-158X474	0.47	1.181	0.433	0.866	1.083	0.031	2.07	1.47	1.25	.96
539-158X684	0.68	1.181	0.531	0.965	1.083	0.031	3.13	2.23	1.89	1.46
539-158X105	1.0	1.201	0.630	1.102	1.083	0.039	3.82	2.73	2.31	1.78
539-158X225	2.2	1.614	0.689	1.280	1.476	0.039	7.56	5.39	4.09	3.35

THOMSON PASSIVE COMPONENTS MC SERIES METALLIZED POLYESTER FILM

MC series metallized polyester film capacitors have a molded, flame retardant case with epoxy fill. All capacitors are marked on top of case in black with capacitance value, tolerance code and DC voltage. They have excellent capacity stability over a wide temperature range and are ideally suited for industrial and commercial equipment.

Specifications:
- Operating temperature: -55°C to +100°C derated @ 1.25% per °C from +85°C to +100°C
- Insulation resistance: ≥30,000 MΩ for C≤.33µF and V_R >100VDC
  ≥10,000 MΩ for C≥.33µF and V_R ≥ 100VDC
  ≥10,000 MΩ for V_R≥100VDC
- DF <1% at 1KHz @ 25°C

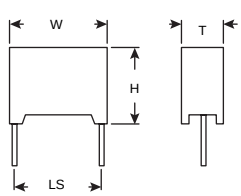

DIMENSIONS (IN.)

100 Volt ±10% Tolerance

For quantities greater than listed, call for quote.

MOUSER STOCK NO.	Value (µF)	Dimensions (In.)				Price Each		
		W	T	H	LS	1	100	500
581-MC683K1B	.068	.413	.157	.354	.295	.23	.19	.17
581-MC104K1C	.1	.512	.157	.354	.394	.23	.19	.17
581-MC154K1C	.15	.512	.157	.354	.394	.26	.22	.19
581-MC224K1D	.22	.512	.197	.433	.394	.31	.26	.23
581-MC334K1F	.33	.709	.197	.433	.591	.39	.32	.29
581-MC474K1F	.47	.709	.197	.433	.591	.49	.41	.36
581-MC684K1G	.68	.709	.236	.472	.591	.68	.56	.50
581-MC105K1H	1.0	.709	.295	.531	.591	.88	.73	.65

250 Volt ±10% Tolerance

For quantities greater than listed, call for quote.

581-MC473K2C	.047	.512	.157	.354	.394	.23	.19	.17
581-MC104K2D	.1	.512	.197	.433	.394	.27	.22	.20

400 Volt ±10% Tolerance

For quantities greater than listed, call for quote.

581-MC223K4C	.022	.512	.157	.354	.394	.23	.19	.17
581-MC473K4D	.047	.512	.197	.433	.394	.25	.21	.19
581-MC683K4F	.068	.709	.197	.433	.591	.26	.22	.20
581-MC104K4F	.1	.709	.197	.433	.591	.30	.25	.22

630 Volt ±10% Tolerance

For quantities greater than listed, call for quote.

581-MC102K6B	.001	.413	.157	.354	.295	.23	.19	.17
581-MC472K6C	.0047	.512	.157	.354	.394	.23	.19	.17
581-MC103K6C	.01	.512	.157	.354	.394	.23	.19	.17
581-MC333K6F	.033	.709	.197	.433	.591	.25	.19	.17
581-MC104K6J	.1	1.04	.236	.591	.886	.47	.39	.34

THOMSON PASSIVE COMPONENTS BF SERIES MULTILAYER METALLIZED POLYESTER FILM

The industry standard upgrade for CK05 type ceramic capacitors

The Thomson multilayer film capacitors are a fully automated line of metallized miniature polyester film capacitors, featuring a proprietary multilayer film construction. These capacitors are especially well suited for printed circuits, coupling and decoupling of logic integrated circuits, filtering, timing, bypass, or in space-limited applications.

Features:
- Space-saving multilayer film construction
- Superior electrical characteristics
- Recommended soldering conditions are: 260°C for 5 seconds

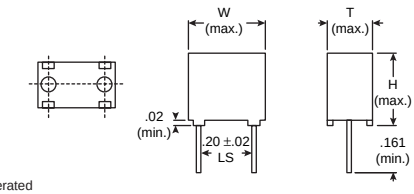

DIMENSIONS (IN.)

Specifications:
- Operating Temperature: -55°C to 100°C derated @ 1.25% per °C from 85°C to 100°C
- Insulation resistance: > 10GΩ typical (4GΩ min.)
- Dissipation factor: < 0.8% @ 1KHz

63 Volt ±10% Tolerance

For quantities greater than listed, call for quote.

MOUSER STOCK NO.	Value (µF)	Dimensions (In.)			Price Each			
		W	T	H	1	100	500	1000
581-3N3K63	.0033	.295	.098	.256	.26	.17	.16	.14
581-22NK63	.022	.295	.098	.256	.26	.17	.16	.14
581-150NK63	.15	.295	.126	.315	.39	.26	.24	.22
581-220NK63	.22	.295	.126	.315	.44	.29	.27	.24
581-330NK63	.33	.295	.126	.315	.53	.35	.32	.29
581-470NK63	.47	.295	.197	.315	.67	.45	.41	.37
581-1000NK63	1.0	.295	.197	.315	1.31	.87	.80	.73

63 Volt ±5% Tolerance

For quantities greater than listed, call for quote.

MOUSER STOCK NO.	Value (µF)	Dimensions (In.)			Price Each			
		W	T	H	1	100	500	1000
581-1N0J63	.001	.295	.098	.256	.27	.18	.17	.15
581-10NJ63	.01	.295	.098	.256	.28	.19	.18	.16
581-100NJ63	.1	.295	.098	.256	.30	.21	.19	.17
581-330NJ63	.33	.295	.126	.315	.58	.39	.35	.32
581-470NJ63	.47	.295	.197	.315	.73	.49	.45	.41
581-1000NJ63	1.0	.295	.197	.315	1.40	.94	.86	.80

100 Volt ±10% Tolerance

For quantities greater than listed, call for quote.

MOUSER STOCK NO.	Value (µF)	Dimensions (In.)			Price Each			
		W	T	H	1	100	500	1000
581-1N0K100	.001	.295	.098	.256	.26	.17	.16	.14
581-1N5K100	.0015	.295	.098	.256	.26	.17	.16	.14
581-2N2K100	.0022	.295	.098	.256	.26	.17	.16	.14
581-3N3K100	.0033	.295	.098	.256	.26	.17	.16	.14
581-4N7K100	.0047	.295	.098	.256	.26	.17	.16	.14
581-6N8K100	.0068	.295	.098	.256	.26	.17	.16	.14
581-10NK100	.01	.295	.098	.256	.26	.17	.16	.14
581-15NK100	.015	.295	.098	.256	.26	.17	.16	.14
581-22NK100	.022	.295	.098	.256	.26	.17	.16	.14
581-33NK100	.033	.295	.098	.256	.26	.17	.16	.14
581-47NK100	.047	.295	.098	.256	.26	.17	.16	.14
581-68NK100	.068	.295	.098	.256	.27	.18	.17	.15
581-100NK100	.1	.295	.098	.256	.28	.19	.18	.16

63 Volt ±5% Tolerance

For quantities greater than listed, call for quote.

MOUSER STOCK NO.	Value (µF)	Dimensions (In.)			Price Each			
		W	T	H	1	100	500	1000
581-100NJ100	.1	.295	.098	.256	.30	.21	.19	.17

Metallized Polyester Film Capacitor Kit

MOUSER STOCK NO.	Type	No. of Pieces	Value (Ω)	Price Each
581-BFKIT	±10%, 63V	15 of ea. value	1000pF, 2200pF, 3300pF, 4700pF, 6800pF, .01µF, .022µF, .033µF, .047µF, .068µF, .1µF, .22µF, .33µF	29.95
	±10%, 63V	10 of ea. value	.47µF and 1.0µF	
	±10%, 100V	15 of ea. value	1500pF, .015µF, .1µF	

MINIATURE METALLIZED POLYESTER CAPACITORS

Type DME radial-leaded, mini-dipped capacitors deliver the performance of other capacitors which have cases that are twice as big. Improvements in film technology permit the use of thinner dielectric and make DME the choice for all but higher current AC applications where the larger size may be an advantage. DME self heals shorts caused by overvoltage transients. For small size and low cost, DME is tops.

Cross Reference	
Cornell Dubilier	Panasonic
DME Series	ECQE-----F

Specifications:

- Voltage range: 100-630VDC (65-250VAC)
- Capacitance range: .01-10 µF
- Capacitance tolerance: ± 10%
- Operating temperature range: -55˚C to 125˚C full-rated voltage @ 85°C - Derate linearly to 50% - rated voltage @ 125°C
- Dielectric strength: 150%
- Dissipation Factor: 1% (max.)
- Insulation resistance: 3,000MΩ x µF 9,000MΩ (min.)
- Life test: 1,000 hours at 85˚C @ 125% rated voltage

DIMENSIONS (In.)

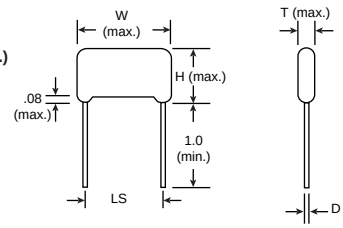

Pulse Capability					
Rated Volts	Body Length				
	.408	.472	.728	1.024	1.220
	dV/dt-volts per microsecond, maximum				
100	25	16	10	6	- - -
250	31	20	12	7	6
400	46	30	17	11	9
630	101	66	33	19	15

Features:

- Same performance of other capacitors with a case that is twice as big
- DME self heals shorts caused by overvoltage transients
- Small size/low cost

100 VDC (65 VAC)

MOUSER STOCK NO.	Mfg. Type	Value (µF)	Dimensions (In.)					Price Each		
			W	H	T	D	LS	1	10	100
5989-100V.56	DME1P56K	.56	.472	.429	.217	.024	.394	**.50**	**.43**	**.36**
5989-100V.68	DME1P68K	.68	.472	.469	.236	.024	.394	**.52**	**.45**	**.37**
5989-100V.82	DME1P82K	.82	.472	.531	.236	.024	.394	**.57**	**.49**	**.41**
5989-100V1.0	DME1W1K	1.0	.472	.551	.264	.024	.394	**.60**	**.51**	**.43**
5989-100V1.2	DME1W1P2K	1.2	.728	.504	.217	.024	.591	**.73**	**.62**	**.52**
5989-100V1.5	DME1W1P5K	1.5	.728	.528	.236	.032	.591	**.83**	**.71**	**.60**
5989-100V1.8	DME1W1P8K	1.8	.728	.567	.256	.032	.591	**.93**	**.80**	**.67**
5989-100V2.2	DME1W2P2K	2.2	.728	.591	.276	.032	.591	**1.03**	**.88**	**.73**
5989-100V2.7	DME1W2P7K	2.7	.728	.622	.315	.032	.591	**1.18**	**1.01**	**.84**
5989-100V3.3	DME1W3P3K	3.3	.728	.65	.335	.032	.591	**1.53**	**1.31**	**1.09**
5989-100V3.9	DME1W3P9K	3.9	1.024	.646	.276	.032	.886	**1.73**	**1.49**	**1.24**
5989-100V4.7	DME1W4P7K	4.7	1.024	.669	.295	.032	.886	**1.96**	**1.68**	**1.40**
5989-100V5.6	DME1W5P6K	5.6	1.024	.689	.327	.032	.886	**2.32**	**1.99**	**1.66**
5989-100V6.8	DME1W6P8K	6.8	1.024	.728	.354	.032	.886	**2.63**	**2.25**	**1.88**
5989-100V8.2	DME1W8P2K	8.2	1.024	.787	.394	.032	.886	**2.83**	**2.43**	**2.02**
5989-100V10	DME1W10K	10.0	1.024	.827	.453	.032	.886	**3.53**	**3.02**	**2.52**

250 VDC (160 VAC)

MOUSER STOCK NO.	Mfg. Type	Value (µF)	Dimensions (In.)					Price Each		
			W	H	T	D	LS	1	10	100
5989-250V.01	DME2S1K	.01	.406	.291	.169	.024	.295	**.25**	**.22**	**.18**
5989-250V.012	DME2S12K	.012	.406	.295	.173	.024	.295	**.25**	**.22**	**.18**
5989-250V.015	DME2S15K	.015	.406	.295	.173	.024	.295	**.25**	**.22**	**.18**
5989-250V.018	DME2S18K	.018	.406	.295	.173	.024	.295	**.25**	**.22**	**.18**
5989-250V.022	DME2S22K	.022	.406	.295	.173	.024	.295	**.25**	**.22**	**.18**
5989-250V.027	DME2S27K	.027	.406	.295	.173	.024	.295	**.25**	**.22**	**.18**
5989-250V.033	DME2S33K	.033	.406	.295	.177	.024	.295	**.25**	**.22**	**.18**
5989-250V.039	DME2S39K	.039	.406	.295	.177	.024	.295	**.25**	**.22**	**.18**
5989-250V.047	DME2S47K	.047	.406	.295	.177	.024	.295	**.22**	**.19**	**.16**
5989-250V.056	DME2S56K	.056	.406	.311	.189	.024	.295	**.27**	**.23**	**.19**
5989-250V.068	DME2S68K	.068	.406	.295	.177	.024	.295	**.28**	**.24**	**.20**
5989-250V.082	DME2S82K	.082	.406	.315	.193	.024	.295	**.29**	**.25**	**.21**
5989-250V.1	DME2P1K	.1	.406	.331	.228	.024	.295	**.32**	**.27**	**.23**
5989-250V.12	DME2P12K	.12	.406	.354	.236	.024	.295	**.35**	**.30**	**.25**
5989-250V.15	DME2P15K	.15	.406	.425	.236	.024	.295	**.36**	**.31**	**.26**
5989-250V.18	DME2P18K	.18	.472	.406	.197	.024	.394	**.37**	**.32**	**.26**
5989-250V.22	DME2P22K	.22	.472	.413	.217	.024	.394	**.38**	**.32**	**.27**
5989-250V.27	DME2P27K	.27	.472	.453	.236	.024	.394	**.40**	**.34**	**.28**
5989-250V.33	DME2P33K	.33	.472	.472	.256	.024	.394	**.43**	**.37**	**.31**
5989-250V.39	DME2P39K	.39	.728	.472	.193	.024	.591	**.47**	**.40**	**.33**
5989-250V.47	DME2P47K	.47	.728	.492	.209	.024	.591	**.50**	**.43**	**.36**
5989-250V.56	DME2P56K	.56	.728	.512	.217	.024	.591	**.54**	**.47**	**.39**
5989-250V.68	DME2P68K	.68	.728	.531	.236	.032	.591	**.60**	**.52**	**.43**
5989-250V.82	DME2P82K	.82	.728	.571	.256	.032	.591	**.67**	**.57**	**.48**
5989-250V1.0	DME2W1K	1.0	.728	.591	.291	.032	.591	**.71**	**.61**	**.51**
5989-250V1.2	DME2W1P2K	1.2	.728	.626	.315	.032	.591	**.79**	**.68**	**.57**
5989-250V1.5	DME2W1P5K	1.5	.728	.661	.354	.032	.591	**.97**	**.83**	**.70**
5989-250V1.8	DME2W1P8K	1.8	1.024	.61	.295	.032	.886	**1.09**	**.93**	**.78**
5989-250V2.2	DME2W2P2K	2.2	1.024	.642	.335	.032	.886	**1.19**	**1.02**	**.85**
5989-250V2.7	DME2W2P7K	2.7	1.024	.669	.37	.032	.886	**1.34**	**1.15**	**.96**
5989-250V3.3	DME2W3P3K	3.3	1.024	.709	.406	.032	.886	**1.64**	**1.40**	**1.17**
5989-250V3.9	DME2W3P9K	3.9	1.024	.807	.433	.032	.886	**2.64**	**2.26**	**1.89**
5989-250V4.7	DME2W4P7K	4.7	1.024	.846	.472	.032	.886	**2.94**	**2.52**	**2.10**
5989-250V5.6	DME2W5P6K	5.6	1.22	.827	.465	.032	1.083	**3.71**	**3.18**	**2.65**
5989-250V6.8	DME2W6P8K	6.8	1.22	.882	.512	.032	1.083	**4.04**	**3.47**	**2.89**
5989-250V8.2	DME2W8P2K	8.2	1.22	.925	.563	.032	1.083	**4.82**	**4.13**	**3.44**
5989-250V10.0	DME2W10K	10.0	1.22	1.016	.626	.032	1.083	**5.59**	**4.79**	**3.99**

400 VDC (200 VAC)

MOUSER STOCK NO.	Mfg. Type	Value (µF)	Dimensions (In.)					Price Each		
			W	H	T	D	LS	1	10	100
5989-400V.01	DME4S1K	.01	.406	.291	.169	.024	.295	**.35**	**.30**	**.25**
5989-400V.012	DME4S12K	.012	.406	.295	.173	.024	.295	**.35**	**.30**	**.25**
5989-400V.015	DME4S15K	.015	.406	.295	.173	.024	.295	**.36**	**.31**	**.26**
5989-400V.018	DME4S18K	.018	.406	.295	.173	.024	.295	**.36**	**.31**	**.26**
5989-400V.022	DME4S22K	.022	.406	.311	.189	.024	.295	**.36**	**.31**	**.26**
5989-400V.027	DME4S27K	.027	.406	.315	.217	.024	.295	**.39**	**.33**	**.28**
5989-400V.033	DME4S33K	.033	.406	.354	.236	.024	.295	**.41**	**.35**	**.29**
5989-400V.039	DME4S39K	.039	.472	.315	.193	.024	.394	**.42**	**.36**	**.30**
5989-400V.047	DME4S47K	.047	.472	.327	.197	.024	.394	**.39**	**.33**	**.28**
5989-400V.056	DME4S56K	.056	.472	.394	.197	.024	.394	**.42**	**.36**	**.30**
5989-400V.068	DME4S68K	.068	.472	.413	.213	.024	.394	**.43**	**.37**	**.31**
5989-400V.082	DME4S82K	.082	.472	.433	.228	.024	.394	**.46**	**.39**	**.33**
5989-400V.1	DME4P1K	.1	.472	.472	.248	.024	.394	**.42**	**.36**	**.30**
5989-400V.12	DME4P12K	.12	.728	.394	.197	.024	.591	**.47**	**.41**	**.34**
5989-400V.15	DME4P15K	.15	.728	.488	.197	.024	.591	**.53**	**.46**	**.38**
5989-400V.18	DME4P18K	.18	.728	.492	.213	.024	.591	**.61**	**.53**	**.44**
5989-400V.22	DME4P22K	.22	.728	.512	.232	.024	.591	**.64**	**.55**	**.46**
5989-400V.27	DME4P27K	.27	.728	.563	.256	.032	.591	**.66**	**.56**	**.47**
5989-400V.33	DME4P33K	.33	.728	.587	.276	.032	.591	**.72**	**.62**	**.51**
5989-400V.39	DME4P39K	.39	.728	.606	.295	.032	.591	**.77**	**.66**	**.55**
5989-400V.47	DME4P47K	.47	.728	.669	.307	.032	.591	**.83**	**.71**	**.59**
5989-400V.56	DME4P56K	.56	1.024	.63	.256	.032	.886	**.90**	**.77**	**.65**
5989-400V.68	DME4P68K	.68	1.024	.65	.276	.032	.886	**1.01**	**.87**	**.72**
5989-400V.82	DME4P82K	.82	1.024	.681	.311	.032	.886	**1.10**	**.95**	**.79**
5989-400V1.0	DME4W1K	1.0	1.024	.709	.335	.032	.886	**1.22**	**1.04**	**.87**
5989-400V1.2	DME4W1P2K	1.2	1.024	.744	.374	.032	.886	**1.69**	**1.45**	**1.21**
5989-400V1.5	DME4W1P5K	1.5	1.22	.748	.374	.032	1.083	**1.84**	**1.58**	**1.31**
5989-400V1.8	DME4W1P8K	1.8	1.22	.807	.433	.032	1.083	**2.19**	**1.88**	**1.56**
5989-400V2.2	DME4W2P2K	2.2	1.22	.866	.433	.032	1.083	**2.77**	**2.13**	**1.77**

630 VDC (250 VAC)

MOUSER STOCK NO.	Mfg. Type	Value (µF)	Dimensions (In.)					Price Each		
			W	H	T	D	LS	1	10	100
5989-630V.01	DME6S1K	.01	.472	.295	.177	.024	.394	**.32**	**.27**	**.23**
5989-630V.012	DME6S12K	.012	.472	.307	.177	.024	.394	**.34**	**.29**	**.24**
5989-630V.015	DME6S15K	.015	.472	.323	.197	.024	.394	**.35**	**.30**	**.25**
5989-630V.018	DME6S18K	.018	.472	.394	.193	.024	.394	**.36**	**.31**	**.26**
5989-630V.022	DME6S22K	.022	.472	.413	.209	.024	.394	**.37**	**.32**	**.27**
5989-630V.027	DME6S27K	.027	.472	.429	.217	.024	.394	**.39**	**.33**	**.28**
5989-630V.033	DME6S33K	.033	.472	.469	.236	.024	.394	**.40**	**.34**	**.28**
5989-630V.039	DME6S39K	.039	.472	.528	.236	.024	.394	**.41**	**.35**	**.29**
5989-630V.047	DME6S47K	.047	.472	.531	.256	.024	.394	**.42**	**.36**	**.30**
5989-630V.056	DME6S56K	.056	.728	.413	.213	.024	.591	**.45**	**.38**	**.32**
5989-630V.068	DME6S68K	.068	.728	.433	.228	.024	.591	**.48**	**.41**	**.35**
5989-630V.082	DME6S82K	.082	.728	.472	.256	.024	.591	**.52**	**.44**	**.37**
5989-630V0.1	DME6P1K	.1	.728	.551	.248	.024	.591	**.55**	**.47**	**.40**
5989-630V.12	DME6P12K	.12	.728	.571	.248	.032	.591	**.61**	**.52**	**.43**
5989-630V.15	DME6P15K	.15	.728	.606	.295	.032	.591	**.68**	**.58**	**.49**
5989-630V.18	DME6P18K	.18	.728	.63	.315	.032	.591	**.74**	**.63**	**.53**
5989-630V.22	DME6P22K	.22	.728	.65	.354	.032	.591	**.79**	**.68**	**.57**
5989-630V.27	DME6P27K	.27	1.024	.65	.276	.032	.886	**.90**	**.77**	**.64**
5989-630V.33	DME6P33K	.33	1.024	.669	.307	.032	.886	**1.01**	**.87**	**.72**
5989-630V.39	DME6P39K	.39	1.024	.705	.335	.032	.886	**1.10**	**.95**	**.79**
5989-630V.47	DME6P47K	.47	1.024	.728	.366	.032	.886	**1.18**	**1.01**	**.84**
5989-630V.56	DME6P56K	.56	1.024	.787	.394	.032	.886	**1.40**	**1.20**	**1.00**
5989-630V.68	DME6P68K	.68	1.024	.827	.453	.032	.886	**1.82**	**1.56**	**1.30**
5989-630V.82	DME6P82K	.82	1.22	.807	.445	.032	1.083	**1.99**	**1.70**	**1.42**
5989-630V1.0	DME6W1K	1.0	1.22	.862	.492	.032	1.083	**2.41**	**2.06**	**1.72**
5989-630V1.2	DME6W1P2K	1.2	1.22	.906	.531	.032	1.083	**2.54**	**2.18**	**1.81**
5989-630V1.5	DME6W1P5K	1.5	1.22	.972	.602	.032	1.083	**3.09**	**2.65**	**2.21**
5989-630V1.8	DME6W1P8K	1.8	1.22	1.063	.661	.032	1.083	**3.47**	**2.98**	**2.48**
5989-630V2.2	DME6W2P2K	2.2	1.22	1.142	.768	.032	1.083	**4.04**	**3.47**	**2.89**

CDE CORNELL DUBILIER Motor-Run AC and Metallized Polypropylene Capacitors

TYPE SM MOTOR-RUN AC CAPACITORS

Features:

- For motor-run applications, air-conditioning, electronic power conversion equipment and HID lighting
- Metallized polypropylene film is used to provide the lowest loss self-healing capability and low energy consumption
- Utilizes a fluid which is environmentally compatible and biodegradable. This fluid protects the metallized film from corrosion, aids heat transfer, and suppresses corona which otherwise could cause premature failures.

NEW IN '97

Specifications:

- Temperature range: -40°C to 70°C
- Tolerance: ±10%
- 60,000 hours, 94% min. survival at full rated temperature and voltage
- 2-tine .25" x .032" quick-connect lug terminals
- Tin plated steel cans
- Dissipation factor (max.): .10%
- ANSI/EIA Standard: EIA-456A

E56959 LR075387 LR700632

DIMENSIONS (IN.)

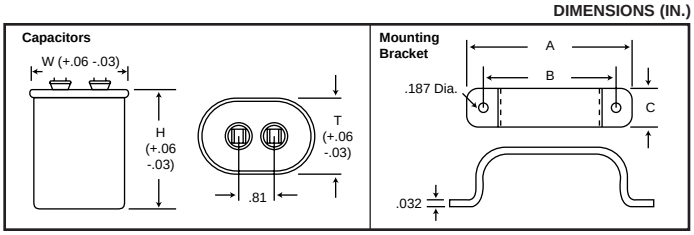

Capacitors

For quantities greater than listed, call for quote.

MOUSER STOCK NO.	Value (µF)	Case Style	Case Dimensions (In.) W	T	H	Price Each 1	25	50	100
370VAC									
5987-370V4.0	4.0	KK	2.16	1.31	2.19	**6.02**	**5.27**	**4.67**	**4.22**
5987-370V5.0	5.0	KK	2.16	1.31	2.19	**5.68**	**4.97**	**4.41**	**3.98**
5987-370V6.0	6.0	KK	2.16	1.31	2.19	**6.32**	**5.53**	**4.90**	**4.43**
5987-370V7.5	7.5	KK	2.16	1.31	2.19	**6.16**	**5.39**	**4.78**	**4.32**
5987-370V10	10	KK	2.16	1.31	2.69	**7.48**	**6.55**	**5.80**	**5.24**
5987-370V20	20	KT	2.91	1.91	2.69	**14.24**	**12.46**	**11.04**	**9.97**
5987-370V35	35	KT	2.91	1.91	3.13	**16.14**	**14.13**	**12.51**	**11.30**
5987-370V40	40	KT	2.91	1.91	3.88	**20.72**	**18.13**	**16.06**	**14.51**
660VAC									
5987-660V2.0	2.0	KK	2.16	1.31	2.19	**6.48**	**5.67**	**5.03**	**4.54**
5987-660V5.0	5.0	KK	2.16	1.31	3.13	**11.20**	**9.80**	**8.68**	**7.84**
5987-660V6.0	6.0	KK	2.16	1.31	3.88	**9.38**	**8.21**	**7.27**	**6.56**
5987-660V10	10	KT	2.91	1.91	3.13	**12.76**	**11.17**	**9.89**	**8.94**
5987-660V12	12	KT	2.91	1.91	3.13	**13.76**	**12.04**	**10.67**	**9.64**
5987-660V30	30	KB	3.66	1.97	3.88	**26.64**	**23.31**	**20.65**	**18.65**

Mounting Brackets (sold separately)

For quantities greater than listed, call for quote.

MOUSER STOCK NO.	Dimensions (In.) A	B	C	Fits Case Style	Price Each 1	10	100	500
5987-KK5	3.046	2.546	.75	KK	**.52**	**.46**	**.41**	**.37**
5987-KT9	3.812	3.312	.75	KT	**.60**	**.53**	**.47**	**.42**
5987-KB10	4.562	4.062	.75	KB	**.52**	**.46**	**.41**	**.37**

METALLIZED POLYPROPYLENE RADIAL SNUBBERS

Type DPPM radial-leaded, metallized polypropylene capacitors utilize series wound extended foil with floating metalized common foil construction. Type DPPM offers excellent high frequency and high current capabilities and self-healing characteristics. With low inductance and high dV/dt characteristics, DPPM is ideal for snubber applications.

Specifications:

- Voltage range: 1000-2000VDC (450-500VAC)
- Capacitance range: .001-.047µF
- Capacitance tolerance: ±10%
- Operating temperature range: -40˚C to 105˚C full-rated voltage @ 85°C - derate linearly to 50% - rated voltage @ 105°C
- Dielectric strength: 175%
- Dissipation Factor: .10% (max.)
- Insulation resistance: 400,000MΩ (min.)
- Life test: 500 hours at 85˚C @ 150% rated voltage

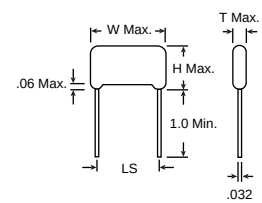

DIMENSIONS (IN.)

1000 VDC (450 VAC)

For quantities greater than listed, call for quote.

MOUSER STOCK NO.	Mfg. Type DPPM	Value (µF)	Dimensions (In.) W	H	T	LS	Price Each 1	10	100	1000
5989-1KV.001	10D1K	.001	.984	.452	.256	.826	**.83**	**.71**	**.59**	**.356**
5989-1KV.0015	10D15K	.0015	.984	.452	.256	.826	**.83**	**.71**	**.59**	**.356**
5989-1KV.0022	10D22K	.0022	.984	.452	.256	.826	**.83**	**.71**	**.59**	**.356**
5989-1KV.0033	10D33K	.0033	.984	.492	.275	.826	**.88**	**.76**	**.63**	**.378**
5989-1KV.0047	10D47K	.0047	.984	.531	.295	.826	**.88**	**.76**	**.63**	**.378**
5989-1KV.0068	10D68K	.0068	.984	.570	.334	.826	**.91**	**.78**	**.65**	**.389**
5989-1KV.01	10S1K	.01	.984	.649	.374	.826	**.93**	**.80**	**.66**	**.398**
5989-1KV.015	10S15K	.015	1.220	.669	.374	1.043	**.98**	**.84**	**.70**	**.420**
5989-1KV.022	10S22K	.022	1.220	.728	.433	1.043	**1.44**	**1.23**	**1.03**	**.615**
5989-1KV.033	10S33K	.033	1.220	.807	.511	1.043	**1.72**	**1.47**	**1.23**	**.735**
5989-1KV.047	10S47K	.047	1.220	.885	.590	1.043	**2.16**	**1.85**	**1.54**	**.924**

1200 VDC (475 VAC)

For quantities greater than listed, call for quote.

5989-1.2KV.001	12D1K	.001	.984	.452	.256	.826	**.87**	**.75**	**.62**	**.372**
5989-1.2KV.0015	12D15K	.0015	.984	.452	.256	.826	**.87**	**.75**	**.62**	**.372**
5989-1.2KV.0022	12D22K	.0022	.984	.492	.275	.826	**.87**	**.75**	**.62**	**.372**
5989-1.2KV.0033	12D33K	.0033	.984	.511	.295	.826	**.95**	**.82**	**.68**	**.408**
5989-1.2KV.0047	12D47K	.0047	.984	.551	.314	.826	**.95**	**.82**	**.68**	**.408**
5989-1.2KV.0068	12D68K	.0068	1.220	.590	.314	1.043	**.99**	**.85**	**.71**	**.423**
5989-1.2KV.01	12S1K	.01	1.220	.629	.354	1.043	**1.07**	**.92**	**.77**	**.459**
5989-1.2KV.015	12S15K	.015	1.220	.708	.413	1.043	**1.41**	**1.21**	**1.01**	**.606**
5989-1.2KV.022	12S22K	.022	1.220	.787	.472	1.043	**1.68**	**1.44**	**1.20**	**.719**
5989-1.2KV.033	12S33K	.033	1.220	.866	.551	1.043	**2.11**	**1.81**	**1.51**	**.905**

1600 VDC (500 VAC)

For quantities greater than listed, call for quote.

5989-1.6KV.001	16D1K	.001	.984	.452	.256	.826	**.89**	**.77**	**.64**	**.383**
5989-1.6KV.0015	16D15K	.0015	.984	.492	.275	.826	**.89**	**.77**	**.64**	**.383**
5989-1.6KV.0022	16D22K	.0022	.984	.590	.314	.826	**.89**	**.77**	**.64**	**.383**
5989-1.6KV.0033	16D33K	.0033	.984	.649	.374	.826	**1.00**	**.86**	**.71**	**.428**
5989-1.6KV.0047	16D47K	.0047	.984	.748	.413	.826	**1.11**	**.95**	**.79**	**.474**
5989-1.6KV.0068	16D68K	.0068	1.220	.748	.413	1.043	**1.27**	**1.09**	**.91**	**.546**
5989-1.6KV.01	16S1K	.01	1.220	.866	.472	1.043	**1.35**	**1.16**	**.97**	**.579**
5989-1.6KV.015	16S15K	.015	1.220	.964	.590	1.043	**1.72**	**1.47**	**1.23**	**.737**
5989-1.6KV.022	16S22K	.022	1.220	1.082	.708	1.043	**2.10**	**1.80**	**1.50**	**.899**

2000 VDC (500 VAC)

For quantities greater than listed, call for quote.

5989-2KV.001	20D1K	.001	.984	.492	.275	.826	**.96**	**.82**	**.69**	**.411**
5989-2KV.0015	20D15K	.0015	.984	.551	.314	.826	**.96**	**.82**	**.69**	**.411**
5989-2KV.0022	20D22K	.0022	.984	.629	.354	.826	**.96**	**.82**	**.69**	**.411**
5989-2KV.0033	20D33K	.0033	.984	.688	.413	.826	**1.14**	**.98**	**.82**	**.489**
5989-2KV.0047	20D47K	.0047	1.220	.748	.393	1.043	**1.26**	**1.08**	**.90**	**.539**
5989-2KV.0068	20D68K	.0068	1.220	.807	.472	1.043	**1.42**	**1.22**	**1.02**	**.609**
5989-2KV.01	20S1K	.01	1.220	.866	.551	1.043	**1.64**	**1.40**	**1.17**	**.702**
5989-2KV.015	20S15K	.015	1.220	.964	.629	1.043	**2.07**	**1.77**	**1.48**	**.885**

METALLIZED POLYPROPYLENE 935 SERIES

Designed for 20 - 100K Hz switching power supply input filtering, DC blocking and output filter applications where high current, high capacitance, and low ESR values are important. Dry sections are sealed with flame-retardant outer wrap and epoxy end seals for moisture resistance. This non-protected film capacitor has Underwriters Laboratories, Inc., recognition for construction only. U.L. File Number assigned is E128034(N)

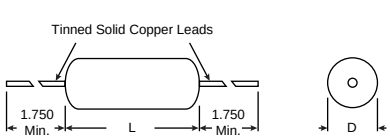

DIMENSIONS (IN.)

Specifications

- Tolerance: ±10%
- Temperature range: -55°C to 105°C
- Voltage range: 100, 200, and 400 VDC
- Maximum DF (1K Hz, +25°C): 0.1%
- Capacitance range: 1-30µF
- Dielectric strength: 200%
- Insulation resistance: 200,000MΩ x µF
- Life test: 1,000 hrs. at 85°C at 150% rated voltage

100 Volt (70 VAC)

For quantities greater than listed, call for quote.

MOUSER STOCK NO.	Mfr's Type 935	Value (µF)	Dimensions (In.) Max. D	Tol. ±	L	Price Each 1	25	50	100
5984-100V1	C1W1K	1	0.469	.062	0.750	**8.39**	**6.99**	**5.60**	**4.20**
5984-100V2	C1W2K	2	0.534	.062	0.938	**8.85**	**7.37**	**5.90**	**4.43**
5984-100V3	C1W3K	3	0.624	.093	0.938	**9.38**	**7.82**	**6.25**	**4.69**
5984-100V5	C1W5K	5	0.640	.093	1.250	**9.87**	**8.23**	**6.58**	**4.94**
5984-100V10	C1W10K	10	0.805	.093	1.500	**21.38**	**17.82**	**14.25**	**10.69**
5984-100V20	C1W20K	20	0.875	.125	2.250	**22.97**	**19.14**	**15.32**	**11.49**
5984-100V30	C1W30K	30	1.075	.125	2.250	**34.35**	**28.63**	**22.90**	**17.18**

200 Volt (140 VAC)

For quantities greater than listed, call for quote.

MOUSER STOCK NO.	Mfr's Type 935	Value (µF)	Dimensions (In.) Max. D	Tol. ±	L	Price Each 1	25	50	100
5984-200V1	C2W1K	1	0.450	.062	1.250	**6.14**	**5.12**	**4.10**	**3.07**
5984-200V2	C2W2K	2	0.605	.093	1.250	**7.57**	**6.31**	**5.05**	**3.79**
5984-200V3	C2W3K	3	0.654	.093	1.500	**8.28**	**6.90**	**5.52**	**4.14**
5984-200V5	C2W5K	5	0.769	.093	1.750	**9.66**	**8.05**	**6.44**	**4.83**
5984-200V10	C2W10K	10	0.905	.125	2.250	**15.08**	**12.57**	**10.05**	**7.54**
5984-200V20	C2W20K	20	1.315	.125	2.250	**29.12**	**24.27**	**19.42**	**14.56**

400 Volt (275 VAC)

For quantities greater than listed, call for quote.

5984-400V1	C4W1K	1	0.620	.093	1.500	**8.50**	**7.09**	**5.67**	**4.25**
5984-400V2	C4W2K	2	0.802	.093	1.750	**9.60**	**8.00**	**6.40**	**4.80**
5984-400V3	C4W3K	3	0.961	.125	1.750	**12.34**	**10.28**	**8.23**	**6.17**
5984-400V5	C4W5K	5	1.067	.125	2.250	**15.08**	**12.57**	**10.05**	**7.54**
5984-400V10	C4W10K	10	1.543	.125	2.250	**19.74**	**16.45**	**13.16**	**9.87**

CDE CORNELL DUBILIER MC Surface-Mount Chip and Dipped Mica Capacitors

TYPE MC MICA SURFACE-MOUNT CHIP CAPACITORS

Specifications:

- Temperature range: -55°C to +125°C
- Q factor: <3pf = 2000 (min.)
  3.5 to 10pf = 4000 (min.)
  10.5 to 20pf = 5000 (min.)
  20.5pf and up = 6000 (min.)
- Insulation resistance: 100GΩ min.

NEW IN '97

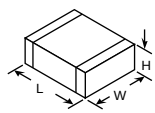

Features:

- Low impedance to beyond 1GHz
- Near-zero capacitance change in all environments
- Withstands 200% rated voltage
- Applications: CATV, flight radio, precision timing, RF & microwave, resonators, and stripline termination

MOUSER STOCK NO.	Mfr's Type MC	Value (pF)	Tol.	Temp. Coeff. ppm/°C	Case Size (In.)			Price Each		
					L	W	H	1	100	500
100WVDC										
5982-08-100V1.0	08CA010D	1	±.5pf	100	.079	.049	.05	**1.31**	**.76**	**.51**
5982-08-100V5.0	08CA050D	5	±.5pf	100	.079	.049	.05	**1.31**	**.76**	**.51**
5982-08-100V10	08CA100D	10	±.5pf	100	.079	.049	.05	**1.31**	**.76**	**.51**
5982-08-100V15	08CA150J	15	±5%	50	.079	.049	.05	**1.31**	**.76**	**.51**
5982-12-100V100	12FA101J	100	±5%	25	.126	.098	.059	**1.60**	**.95**	**.62**
5982-12-100V220	12FA221J	220	±5%	25	.126	.098	.059	**1.77**	**1.05**	**.68**
500 WVDC										
5982-12-500V5.0	12CD050D	5	±.5pf	100	.126	.098	.059	**1.60**	**.95**	**.62**
5982-12-500V10	12CD100D	10	±.5pf	100	.126	.098	.059	**1.60**	**.95**	**.62**
5982-12-500V47	12FD470J	47	±5%	25	.126	.098	.059	**1.66**	**.98**	**.63**
5982-18-500V100	18FD101J	100	±5%	25	.177	.126	.079	**1.96**	**1.17**	**.77**
5982-18-500V220	18FD221J	220	±5%	25	.177	.126	.079	**2.19**	**1.30**	**.86**
5982-18-500V330	18FD331J	330	±5%	25	.177	.126	.079	**2.50**	**1.48**	**.96**
5982-18-500V470	18FD471J	470	±5%	25	.177	.126	.079	**2.78**	**1.65**	**1.05**
5982-22-500V1000	22FD102J	1000	±5%	25	.224	.197	.079	**4.26**	**2.53**	**1.81**

DIPPED MICA CAPACITORS

Features an exclusive CDE dipping process to impart high moisture and humidity resistance. Available in a wide range of sizes and ratings to meet application requirements. Conforms to EIA specifications.

Specifications:

- Tolerance: D=.5pF, J=5%
- Temperature range: -55°C to +125°C
- Voltage range: 500, 300, 100, and 1000 WVDC
- Vibration test: 10-2000 Hz

Lead Spacing (In.)						
CD5	CD10	CD15	CD19	CD30	CDV19	CDV30
.120	.141	.234	.344	.438	.344	.438

DIMENSIONS (IN.)

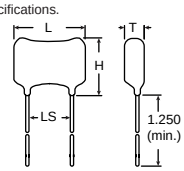

Dipped Mica Dielectric Capacitors

For quantities greater than listed, call for quote.

MOUSER STOCK NO.	Mfr's Type	Value (pF)	WVDC	Dimensions (In.) Max.			Price Each		
				L	H	T	1	25	100
Manufacturers Type CD5 Series									
5982-5-300V1	CC010D03	1	300	.270	.190	.110	**.80**	**.53**	**.44**
5982-5-300V2	CC020D03	2	300	.270	.190	.110	**.80**	**.53**	**.44**
5982-5-300V3	CC030D03	3	300	.270	.190	.110	**.80**	**.53**	**.44**
5982-5-300V5	CC050D03	5	300	.270	.190	.110	**.80**	**.53**	**.44**
5982-5-300V10	CC100D03	10	300	.270	.190	.110	**.56**	**.38**	**.31**
5982-5-300V15	CC150J03	15	300	.270	.190	.120	**.59**	**.40**	**.33**
5982-5-300V20	EC200J03	20	300	.270	.200	.120	**.60**	**.42**	**.33**
5982-5-300V30	EC300J03	30	300	.270	.200	.130	**.68**	**.45**	**.37**
5982-5-300V33	EC330J03	33	300	.270	.200	.130	**.70**	**.46**	**.39**
5982-5-300V47	EC470J03	47	300	.270	.210	.140	**.78**	**.52**	**.43**
5982-5-300V100	FC101J03	100	300	.270	.240	.180	**1.15**	**.77**	**.64**
5982-5-100V150	FA151J03	150	100	.270	.230	.170	**1.29**	**.86**	**.72**
Manufacturers Type CD10 Series									
5982-10-500V5	CD050C03	5	500	.360	.330	.190	**.79**	**.52**	**.43**
5982-10-500V10	CD100D03	10	500	.360	.330	.190	**.79**	**.52**	**.43**
5982-10-500V12	CD120J03	12	500	.360	.330	.190	**.79**	**.52**	**.43**
5982-10-500V15	CD150J03	15	500	.360	.330	.190	**.79**	**.52**	**.43**
5982-10-500V18	CD180J03	18	500	.360	.330	.190	**.64**	**.42**	**.35**
5982-10-500V22	ED220J03	22	500	.360	.330	.190	**.60**	**.40**	**.33**
5982-10-500V24	ED240J03	24	500	.360	.330	.190	**.60**	**.40**	**.33**
5982-10-500V27	ED270J03	27	500	.370	.330	.190	**.48**	**.32**	**.26**
5982-10-500V30	ED300J03	30	500	.370	.340	.190	**.60**	**.40**	**.33**
5982-10-500V33	ED330J03	33	500	.370	.340	.190	**.60**	**.40**	**.33**
5982-10-500V39	ED390J03	39	500	.370	.340	.190	**.68**	**.45**	**.38**
5982-10-500V47	ED470J03	47	500	.370	.340	.190	**.71**	**.47**	**.39**
5982-10-500V56	ED560J03	56	500	.370	.340	.190	**.71**	**.47**	**.39**
5982-10-500V100	FD101J03	100	500	.370	.350	.200	**.73**	**.49**	**.40**
5982-10-500V150	FD151J03	150	500	.380	.360	.210	**.76**	**.50**	**.42**
5982-10-500V220	FD221J03	220	500	.390	.380	.220	**1.03**	**.68**	**.57**
5982-10-300V300	FC301J03	300	300	.390	.380	.220	**1.13**	**.75**	**.63**
5982-10-500V300	D105F301J03	300	500	.390	.380	.220	**1.13**	**.75**	**.63**
5982-10-500V330	D105F331J03	330	500	.390	.380	.220	**1.12**	**.75**	**.62**
Manufacturers Type CD15 Series									
5982-15-500V2	CD020D03	2	500	.450	.360	.170	**.50**	**.34**	**.28**
5982-15-500V3	CD030D03	3	500	.450	.360	.170	**.50**	**.34**	**.28**
5982-15-500V5	CD050D03	5	500	.450	.360	.170	**.50**	**.34**	**.28**
5982-15-500V10	CD100D03	10	500	.450	.360	.170	**.50**	**.34**	**.28**
5982-15-500V15	CD150J03	15	500	.450	.360	.170	**.48**	**.32**	**.27**
5982-15-500V20	ED200J03	20	500	.450	.360	.170	**.48**	**.32**	**.27**
5982-15-500V22	ED220J03	22	500	.450	.360	.170	**.50**	**.33**	**.28**
5982-15-500V27	ED270J03	27	500	.450	.360	.170	**.50**	**.33**	**.28**
5982-15-500V30	ED300J03	30	500	.450	.360	.170	**.50**	**.33**	**.28**
5982-15-500V33	ED330J03	33	500	.450	.360	.170	**.50**	**.33**	**.28**
5982-15-500V47	ED470J03	47	500	.450	.360	.170	**.49**	**.33**	**.27**
5982-15-500V50	ED500J03	50	500	.450	.360	.170	**.42**	**.28**	**.23**
5982-15-500V56	ED560J03	56	500	.450	.360	.170	**.42**	**.28**	**.23**
5982-15-500V68	ED680J03	68	500	.450	.360	.180	**.51**	**.34**	**.28**
5982-15-500V75	ED750J03	75	500	.450	.360	.180	**.43**	**.28**	**.23**
5982-15-500V82	ED820J03	82	500	.450	.360	.180	**.43**	**.28**	**.23**

Dipped Mica Dielectric Capacitors (cont.)

For quantities greater than listed, call for quote.

MOUSER STOCK NO.	Mfr's Type	Value (pF)	WVDC	Dimensions (In.) Max.			Price Each		
				L	H	T	1	25	100
Manufacturers Type CD15 Series (cont.)									
5982-15-500V100	FD101J03	100	500	.460	.360	.180	**.51**	**.34**	**.28**
5982-15-500V120	FD121J03	120	500	.460	.370	.180	**.56**	**.37**	**.31**
5982-15-500V150	FD151J03	150	500	.460	.370	.190	**.59**	**.40**	**.33**
5982-15-500V180	FD181J03	180	500	.460	.370	.190	**.68**	**.45**	**.38**
5982-15-500V200	FD201J03	200	500	.460	.380	.190	**.68**	**.45**	**.38**
5982-15-500V220	FD221J03	220	500	.460	.380	.200	**.71**	**.47**	**.39**
5982-15-500V250	FD251J03	250	500	.470	.390	.210	**.63**	**.42**	**.35**
5982-15-500V270	FD271J03	270	500	.470	.390	.210	**.82**	**.55**	**.45**
5982-15-500V330	FD331J03	330	500	.470	.390	.210	**.96**	**.64**	**.53**
5982-15-500V360	FD361J03	360	500	.470	.390	.210	**1.04**	**.69**	**.57**
5982-15-500V390	FD391J03	390	500	.470	.390	.210	**1.04**	**.69**	**.57**
5982-15-500V430	FD431J03	430	500	.470	.390	.210	**1.15**	**.76**	**.64**
5982-15-500V470	FD471J03	470	500	.470	.400	.220	**1.21**	**.81**	**.67**
5982-15-500V500	FD501J03	500	500	.470	.400	.220	**1.24**	**.82**	**.68**
5982-15-500V510	FD511J03	510	500	.470	.400	.220	**1.29**	**.86**	**.71**
5982-15-300V560	FC561J03	560	300	.460	.380	.210	**1.28**	**.86**	**.71**
5982-15-300V620	FC621J03	620	300	.460	.380	.210	**1.38**	**.92**	**.76**
5982-15-300V680	FC681J03	680	300	.470	.390	.210	**1.55**	**1.03**	**.86**
5982-15-300V820	FC821J03	820	300	.470	.390	.210	**1.79**	**1.19**	**.99**
5982-15-100V1000	FA102J03	1000	100	.480	.400	.230	**1.69**	**1.13**	**.93**
Manufacturers Type CD19 Series									
5982-19-500V270	FD271J03	270	500	.640	.500	.190	**.78**	**.52**	**.41**
5982-19-500V330	FD331J03	330	500	.640	.500	.190	**.81**	**.54**	**.44**
5982-19-500V390	FD391J03	390	500	.640	.510	.200	**.84**	**.55**	**.46**
5982-19-500V470	FD471J03	470	500	.640	.510	.200	**.84**	**.56**	**.47**
5982-19-500V500	FD501J03	500	500	.650	.510	.200	**1.14**	**.76**	**.63**
5982-19-500V510	FD511J03	510	500	.650	.510	.200	**.84**	**.56**	**.47**
5982-19-500V560	FD561J03	560	500	.650	.510	.200	**.84**	**.56**	**.47**
5982-19-500V620	FD621J03	620	500	.650	.510	.200	**.99**	**.66**	**.55**
5982-19-500V680	FD681J03	680	500	.650	.510	.210	**1.00**	**.67**	**.55**
5982-19-500V820	FD821J03	820	500	.650	.510	.210	**.99**	**.66**	**.54**
5982-19-500V910	FD911J03	910	500	.650	.510	.210	**1.03**	**.69**	**.57**
5982-19-500V1000	FD102J03	1000	500	.650	.520	.220	**1.05**	**.70**	**.58**
5982-19-500V1200	FD122J03	1200	500	.660	.520	.220	**1.17**	**.78**	**.65**
5982-19-500V1500	FD152J03	1500	500	.660	.520	.230	**1.36**	**.91**	**.75**
5982-19-500V2000	FD202J03	2000	500	.670	.530	.240	**1.73**	**1.15**	**.96**
5982-19-500V2200	FD222J03	2200	500	.670	.530	.250	**1.73**	**1.15**	**.96**
5982-19-500V2700	FD272J03	2700	500	.680	.540	.270	**1.87**	**1.24**	**1.03**
5982-19-500V3000	FD302J03	3000	500	.680	.550	.280	**2.05**	**1.37**	**1.14**
5982-19-500V3300	FD332J03	3300	500	.680	.550	.290	**2.16**	**1.44**	**1.20**
5982-19-500V3900	FD392J03	3900	500	.690	.560	.310	**3.14**	**2.10**	**1.74**
5982-19-500V4700	FD472J03	4700	500	.700	.580	.350	**3.53**	**2.35**	**1.95**
Manufacturers Type CD30 Series									
5982-30-500V6200	FD622J03	6200	500	.780	.870	.290	**7.76**	**5.18**	**4.30**
5982-30-500V10000	FD103J03	10000	500	.800	.890	.340	**9.84**	**6.56**	**5.44**

High Voltage Dipped Mica "Snubbers"

For quantities greater than listed, call for quote.

Manufacturers Type CDV19 Series									
5983-19-1KV330	FF331J03	330	1000	.650	.510	.200	**1.30**	**.87**	**.72**
5983-19-1KV470	FF471J03	470	1000	.650	.510	.200	**1.53**	**1.02**	**.85**
5983-19-1KV680	FF681J03	680	1000	.660	.520	.220	**1.69**	**1.12**	**.93**
5983-19-1KV1000	FF102J03	1000	1000	.670	.530	.250	**1.88**	**1.25**	**1.04**
5983-19-1KV1500	FF152J03	1500	1000	.680	.540	.270	**1.95**	**1.30**	**1.08**
5983-19-1KV2200	FF222J03	2200	1000	.690	.560	.310	**2.34**	**1.56**	**1.29**
5983-19-1KV3300	FF332J03	3300	1000	.720	.590	.380	**4.83**	**3.22**	**2.67**
5983-19-1KV4700	FF472J03	4700	1000	.760	.630	.460	**7.92**	**5.28**	**4.38**
Manufacturers Type CDV30 Series									
5983-30-1KV6800	FF682J03	6800	1000	.830	.920	.420	**13.50**	**9.00**	**7.47**
5983-30-1KV8200	FF822J03	8200	1000	.840	.930	.460	**18.37**	**12.25**	**10.16**
5983-30-1KV10000	FF103J03	10000	1000	.820	.910	.420	**21.66**	**14.44**	**11.99**

DIPPED MICA KIT

Specifications:

- Designed for engineers, prototype and repair benches, school labs, short production runs, and hobbyists
- No guesswork. Our kits spell out exactly what you get
- Production quantities of all listed components are in stock. Call for quote.
- Fully assembled and keyed for easy use
- Tolerance: J=5%
- Temperature range: -55°C to +125°C
- Voltage range: 300, 500, WVDC
- Vibration test: 10-2000Hz
- 24 values: 1-2000pF • 120 pieces

Lead Spacing (In.)			
CD5	CD10	CD15	CD19
.120	.141	.234	.344

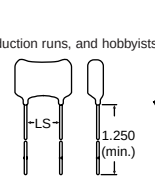

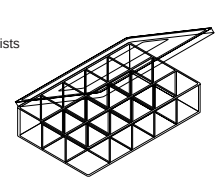

For quantities greater than listed, call for quote.

MOUSER STOCK NO.	Mfr's Type	Quantity Per Value	WVDC	Values (pF)	Price Each
370-5982-1	CD5	5	300V	1, 2, 3	**86.25**
	CD10	5	500V	5, 10, 22, 33, 39	
	CD15	5	500V	47, 56, 75, 100, 220	
	CD19	5	500V	270, 330, 390, 470, 560, 680, 820, 1000, 1200, 1500, 2000	

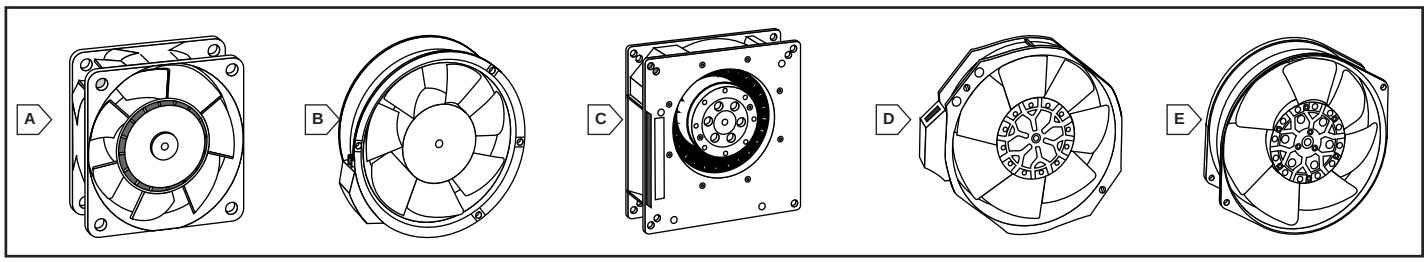

DC TUBEAXIAL FANS

60 x 25mm (2.4" x 1.0"), Ball Bearing, Plastic, Air Exhaust – Over Struts

For quantities greater than listed, call for quote.

MOUSER STOCK NO.	Mfg. Type	Fig.	DC Volts	Watts	CFM @ 0"	Noise dBA	Termination	Price Each 1	Price Each 10
5912-612L	612L	A	12	0.7	12	26	Leads	**25.20**	**22.65**
5912-612M	612M	A	12	1.2	23	33	Leads	**25.20**	**22.65**
5912-612	612	A	12	2.4	23	40	Leads	**25.20**	**22.65**
5912-614	614	A	24	2.7	24	40	Leads	**25.20**	**22.65**

80 x 25mm (3.2" x 1.0"), Ball Bearing, Plastic, Air Exhaust – Over Struts

5912-8412L	8412L	A	12	0.8	21	21	Leads	**18.40**	**16.58**
5912-8412M	8412M	A	12	1.4	27	29	Leads	**18.40**	**16.58**
5912-8412	8412	A	12	2.4	33	35	Leads	**18.40**	**16.58**
5912-8414	8414	A	24	2.4	33	35	Leads	**18.40**	**16.58**

80 x 32mm (3.2" x 1.3"), Ball Bearing, Plastic, Air Exhaust – Over Struts

5912-8312L	8312L	A	12	1.0	19	24	Leads	**24.90**	**22.43**
5912-8312M	8312M	A	12	1.8	28	34	Leads	**24.90**	**22.43**
5912-8312	8312	A	12	2.2	32	36	Leads	**24.90**	**22.43**
5912-8314	8314	A	24	2.5	32	36	Leads	**24.90**	**22.43**

80 x 38mm (3.2" x 1.5"), Sleeve Bearing, All Metal, Air Exhaust – Over Struts

5912-8112G	8112G	A	12	3	35	38	Leads	**47.10**	**42.38**
5912-8124G	8124G	A	24	3	35	38	Leads	**47.10**	**42.38**

80 x 38mm (3.2" x 1.5"), Ball Bearing, All Metal, Air Exhaust – Over Struts

5912-8112K	8112K	A	12	3	35	39	Leads	**51.05**	**45.00**
5912-8124K	8124K	A	24	3	35	39	Leads	**51.05**	**45.00**

92 x 25mm (3.6" x 1.0"), Ball Bearing, Plastic, Air Exhaust – Over Struts

5912-3412L	3412L	A	12	1.3	36	27	Leads	**19.30**	**17.40**
5912-3412M	3412M	A	12	1.8	42	32	Leads	**19.30**	**17.40**
5912-3412	3412	A	12	2.4	49	36	Leads	**19.30**	**17.40**
5912-3414	3414	A	24	2.6	49	36	Leads	**19.30**	**17.40**

92 x 32mm (3.6" x 1.3"), Ball Bearing, Plastic, Air Exhaust – Over Struts

5912-3312L	3312L	A	12	1.4	33	29	Leads	**25.25**	**22.73**
5912-3312M	3312M	A	12	1.7	40	34	Leads	**25.25**	**22.73**
5912-3312	3312	A	12	2.4	47	37	Leads	**25.25**	**22.73**
5912-3314	3314	A	24	2.4	47	37	Leads	**25.25**	**22.73**

119 x 32mm (4.7" x 1.3"), Ball Bearing, Plastic, Air Exhaust – Over Struts

5912-4312L	4312L	A	12	1.2	56	30	Leads	**28.25**	**25.43**
5912-4312M	4312M	A	12	2.6	82	39	Leads	**28.25**	**25.43**
5912-4312	4312	A	12	5.0	100	45	Leads	**28.25**	**25.43**
5912-4314	4314	A	24	5.0	100	45	Leads	**28.25**	**25.43**

119 x 38mm (4.7" x 1.5"), Sleeve Bearing, Air Intake – Over Struts

Metal housing, plastic impeller

5912-4182NGX	4182NGX	A	12	3.5	94	29	Terminals	**40.20**	**36.15**
5912-4184NGX	4184NGX	A	24	3.5	94	38	Terminals	**40.20**	**36.15**

119 x 38mm (4.7" x 1.5"), Ball Bearing, Air Intake – Over Struts

Metal housing, plastic fan

5912-4182NX	4182NX	A	12	4.5	106	38	Terminals	**45.10**	**40.58**
5912-4184NX	4184NX	A	24	4.5	106	45	Terminals	**45.10**	**40.58**

172 x 51mm (6.8" x 2.0"), Ball Bearing, Air Exhaust – Over Struts

Metal housing, plastic fan

5912-6212NM	6212NM	B	12	12	206	50	Terminals	**110.15**	**99.15**
5912-6224NM	6224NM	B	24	12	206	50	Terminals	**85.75**	**77.18**
5912-6224N	6224N	B	24	18	241	55	Terminals	**85.75**	**77.18**
5912-6248NM	6248NM	B	48	12	206	50	Terminals	**85.75**	**77.18**
5912-6248N	6248N	B	48	18	241	55	Terminals	**85.75**	**77.18**

DC FLATPAK™ BLOWERS

135 x 135 x 38mm (5.3" x 5.3" x 1.5"), Ball Bearing

Shallow, compact radial blowers; air enters through center of impeller and exhausts through port in housing.

5912-901812N	RL90-18/12N	C	12	5.0	24	58	Leads	**55.35**	**49.80**
5912-901814N	RL90-18/14N	C	24	5.0	24	58	Leads	**55.35**	**49.80**

AC TUBEAXIAL FANS

80 x 38mm (3.2" x 1.5"), Sleeve Bearing, All Metal, Air Exhaust – Over Struts

✻ 5 Year Warranty

For quantities greater than listed, call for quote.

MOUSER STOCK NO.	Mfg. Type	Fig.	AC Volts	Watts	CFM @ 0"	Noise dBA	Termination	Price Each 1	Price Each 10
5912-8800N	8800N	A	115	11	28	28	Leads	**26.70**	**24.00**
5912-8500N	8500N	A	115	11	36	34	Leads	**23.60**	**21.23**
✻ **5912-8500DP**	8500DP	A	115	11	36	34	Leads	**31.05**	**27.98**
5912-8550N	8550N	A	230	11	36	34	Leads	**25.65**	**23.10**

80 x 38mm (3.2" x 1.5"), Ball Bearing, All Metal, Air Exhaust – Over Struts

5912-8506N	8506N	A	115	11	36	35	Leads	**37.50**	**33.75**
5912-8556N	8556N	A	230	11	36	35	Leads	**39.55**	**35.63**

92 x 25mm (3.6" x 1.0"), Ball Bearing, Air Exhaust – Over Struts

Metal housing, plastic impeller.

5912-3906L	3906L	A	115	5	23	27	Terminals	**38.15**	**34.35**
5912-3906	3906	A	115	9	41	40	Terminals	**35.70**	**32.10**
5912-3956	3956	A	230	9	41	40	Terminals	**37.60**	**33.83**

119 x 25mm (4.7" x 1.0"), Ball Bearing, Air Exhaust – Over Struts

Metal housing, plastic impeller.

5912-9906L	9906L	A	115	8	59	35	Terminals	**36.85**	**33.15**
5912-9956L	9956L	A	230	8	59	35	Terminals	**38.75**	**34.88**
5912-9906	9906	A	115	12	79	42	Terminals	**34.40**	**30.98**
5912-9956	9956	A	230	12	79	42	Terminals	**36.30**	**32.70**

119 x 38mm (4.7" x 1.5"), Sleeve Bearing, All Metal, Mounting Bosses

Air intake - over struts

5912-4800AX	4800AX	A	115	9	57	32	Terminals	**28.10**	**25.28**
5912-4850AX	4850AX	A	230	9	57	32	Terminals	**31.45**	**28.28**
5912-4500AX	4500AX	A	115	15	100	48	Terminals	**27.45**	**24.68**
5912-4550AX	4550AX	A	230	15	100	48	Terminals	**30.80**	**27.75**

119 x 38mm (4.7" x 1.5"), Sleeve Bearing, All Metal, Air Intake – Over Struts

✻ 5 Year Warranty "N" version mounting hole size: .169" (4.3mm) "X" version mounting hole size: .146" (3.7mm)

5912-4800N	4800N	A	115	9	57	32	Terminals	**28.10**	**25.28**
5912-4840N	4840N	A	115	10	50	26	Terminals	**28.10**	**25.28**
5912-4530N	4530N	A	115	16	89	45	Terminals	**27.60**	**24.83**
5912-4500N	4500N	A	115	15	100	48	Terminals	**27.45**	**24.68**
5912-4600N	4600N	A	115	18	106	50	Terminals	**22.85**	**20.55**
5912-4600X	4600X	A	115	18	106	50	Terminals	**22.85**	**20.55**
✻ **5912-4600XP**	4600XP	A	115	18	106	50	Terminals	**30.40**	**27.38**
5912-4650N	4650N	A	230	18	106	50	Terminals	**26.20**	**23.55**
5912-4650X	4650X	A	230	18	106	50	Terminals	**26.20**	**23.55**

119 x 38mm (4.7" x 1.5"), Ball Bearing, All Metal, Air Intake – Over Struts

"N" version mounting hole size: .169" (4.3mm) "X" version mounting hole size: .146" (3.7mm)

5912-4606N	4606N	A	115	18	106	51	Terminals	**36.35**	**32.70**
5912-4606X	4606X	A	115	18	106	51	Terminals	**36.35**	**32.70**
5912-4656N	4656N	A	230	18	106	51	Terminals	**39.70**	**35.70**
5912-4656X	4656X	A	230	18	106	51	Terminals	**39.70**	**35.70**
5912-4658N	4658N	A	230	18	106	48	Terminals	**39.70**	**35.70**
5912-4660N	4660N	A	115/230	18	106	51	Leads	**34.30**	**30.90**

127 x 38mm (5.0" x 1.5"), Ball Bearing, Metal Housing, Plastic Impeller

Air exhaust - over struts

5912-11501	W2K121-AA15-01	A	115	17	121	47	Leads	**46.45**	**42.23**
5912-10101	W2K121-AA01-01	A	230	17	121	47	Leads	**46.45**	**42.23**

150 x 172mm (5.9" x 6.8"), Ball Bearing, All Metal, Air Exhaust – Over Struts

5912-30501	W2E142-BB05-01	D	115	26	236	62	Terminals	**72.99**	**66.38**
5912-30101	W2E142-BB01-01	D	230	26	236	62	Terminals	**72.99**	**66.38**

150 x 55mm (5.91" x 2.17"), Ball Bearing, All Metal, Air Exhaust – Over Struts

5912-22501	W2S130-AA25-01	E	115	42	233	52	Leads	**53.79**	**48.90**
5912-20301	W2S130-AA03-01	E	230	42	233	52	Leads	**53.79**	**48.90**

AC FLATPAK™ BLOWERS

135 x 135 x 38mm (5.3" x 5.3" x 1.5"), Sleeve Bearing

Shallow, compact radial blowers; air enters through center of impeller and exhausts through port in housing.

5912-901800	RL90-18/00	C	115	20	25	60	Leads	**52.20**	**46.95**
5912-901850	RL90-18/50	C	230	20	25	60	Leads	**54.50**	**49.05**

Cooling Fans and Accessories

TUBEAXIAL FANS

Design these quietly operating fans into computer systems, power supplies, and other equipment requiring additional air flow for heat removal.

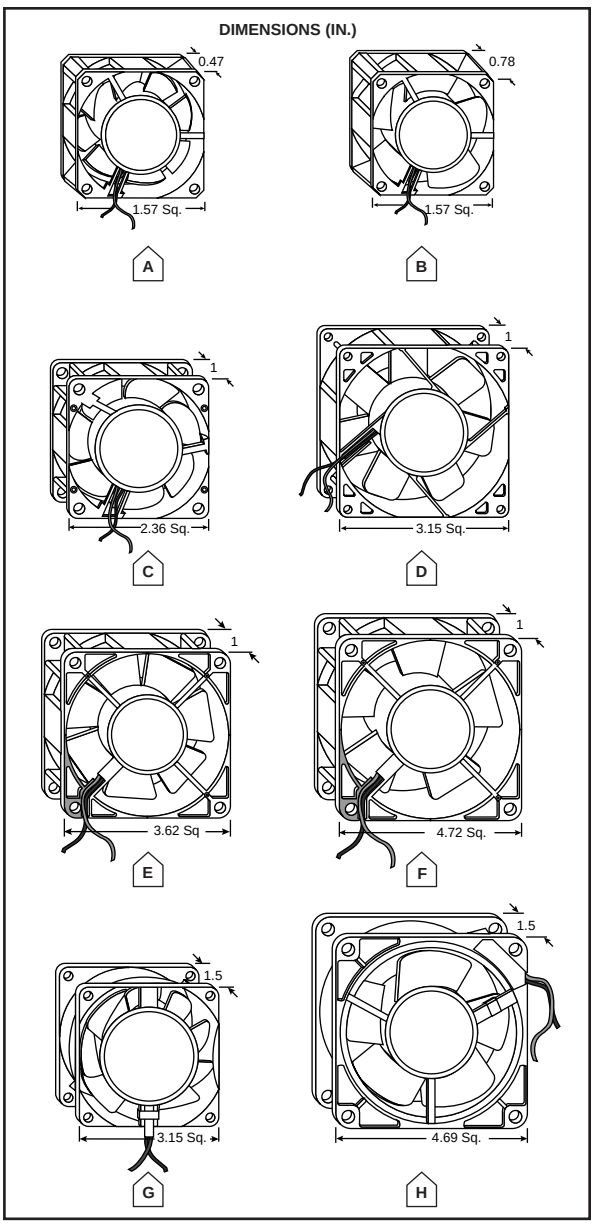

DC Brushless 1.57" x 1.57" x 0.47" (40 x 40 x 12mm)

- 12VDC operations
- 12 inch leads
- UL 94V-0 durable plastic housing and impellers

E94964(S)

MOUSER STOCK NO.	Fig.	Volts (DC)	Bearing	Current (mA)	Power (W)	Air Flow (CFM)	Noise (dBa)	Price Each 1	10	25	50
432-32214	A	12	Sleeve	60	.72	4.0	25	7.99	7.26	6.60	6.00
432-31214	A	12	Ball	60	.72	4.0	25	12.15	11.04	10.04	9.13

DC Brushless 1.57" x 1.57" x 0.78" (40 x 40 x 20mm)

432-32224	B	12	Sleeve	.10	1.20	5.4	27	7.99	7.26	6.60	6.00
432-31224	B	12	Ball	.10	1.20	5.4	27	12.15	11.04	10.04	9.13
432-32226	B	12	Sleeve	.16	1.92	7.56	33	7.99	7.26	6.60	6.00
432-31226	B	12	Ball	.16	1.92	7.56	33	12.15	11.04	10.04	9.13

DC Brushless 2.36" x 2.36" x 1" (60 x 60 x 25mm)

- 12 and 24 VDC operation
- 12" leads
- UL 94V-0 durable plastic housing and impellers

E94964(S)

432-31432	C	12	Ball	130	1.5	8.8	24	12.15	11.04	10.04	9.13
432-31434	C	12	Ball	160	1.9	12	30	12.15	11.04	10.04	9.13
432-31436	C	12	Ball	200	2.4	14.8	35	12.15	11.04	10.04	9.13
432-51432	C	24	Ball	100	2.4	8.8	24	12.15	11.04	10.04	9.13
432-51434	C	24	Ball	130	3.1	12	30	12.15	11.04	10.04	9.13
432-51436	C	24	Ball	160	3.8	14.8	39	12.15	11.04	10.04	9.13

DC Brushless 3.15" x 3.15" x 1" (80 x 80 x 25mm)

432-31532	D	12	Ball	120	1.4	19.4	23	11.98	10.89	9.90	9.00
432-31534	D	12	Ball	160	1.9	26.5	27	11.98	10.89	9.90	9.00
432-32534	D	12	Sleeve	160	1.9	26.5	27	8.65	7.87	7.15	6.50
432-31536	D	12	Ball	200	2.4	31.8	31	11.98	10.89	9.90	9.00
432-51532	D	24	Ball	90	2.1	19.4	23	11.98	10.89	9.90	9.00
432-51534	D	24	Ball	110	2.6	26.5	27	11.98	10.89	9.90	9.00
432-51536	D	24	Ball	130	3.1	31.8	31	11.98	10.89	9.90	9.00

DC Brushless 3.62" x 3.62" x 1" (92 x 92 x 25mm)

432-31632	E	12	Ball	160	1.9	24.7	25	12.44	11.31	10.29	9.35
432-31634	E	12	Ball	250	3.0	31.8	31	12.44	11.31	10.29	9.35
432-31636	E	12	Ball	320	3.8	42.4	38	12.44	11.31	10.29	9.35
432-51632	E	24	Ball	100	2.4	24.7	25	12.44	11.31	10.29	9.35
432-51634	E	24	Ball	140	3.3	31.8	31	12.44	11.31	10.29	9.35
432-51636	E	24	Ball	180	4.3	42.4	38	12.44	11.31	10.29	9.35

DC Brushless 4.72" x 4.72" x 1" (120 x 120 x 25mm)

432-31832	F	12	Ball	200	2.4	53	39	15.97	14.52	13.20	12.00
432-31834	F	12	Ball	420	5.0	63.9	43	15.97	14.52	13.20	12.00
432-31836	F	12	Ball	550	6.6	77.7	47	15.97	14.52	13.20	12.00
432-51832	F	24	Ball	130	3.1	53	39	15.97	14.52	13.20	12.00
432-51834	F	24	Ball	210	5.0	63.6	43	15.97	14.52	13.20	12.00
432-51836	F	24	Ball	300	7.2	77.7	47	15.97	14.52	13.20	12.00

AC Tubeaxial 3.15" x 3.15" x 1.5" (80 x 80 x 38mm)

- 115VAC 60Hz operation
- 12" leads
- Rugged, all metal, die-cast, aluminum housings and steel impellers
- Shaded-pole, impedance protected motors

432-81558	G	115	Ball	130	10	32	38	23.63	21.48	19.53	17.75
432-82558	G	115	Sleeve	130	10	32	38	19.30	17.55	15.95	14.50
432-81556	G	115	Ball	120	10	29	37	23.63	21.48	19.53	17.75
432-81554	G	115	Ball	120	9	26	31	23.63	21.48	19.53	17.75
432-81552	G	115	Ball	110	9	21	26	23.63	21.48	19.53	17.75
432-82552	G	115	Sleeve	110	9	21	26	19.30	17.55	15.95	14.50

AC Tubeaxial 4.69" x 4.69" x 1.5" (119 x 119 x 38mm)

12" Leads											
432-81858	H	115	Ball	240	22	105	50	24.12	21.93	19.94	18.13
432-82858	H	115	Sleeve	240	22	105	50	20.30	18.45	16.78	15.25
432-81862	H	115	Ball	200	19	55	35	24.12	21.93	19.94	18.13
432-81864	H	115	Ball	220	20	65	38	24.12	21.93	19.94	18.13
432-81866	H	115	Ball	230	21	78	42	24.12	21.93	19.94	18.13
Faston Terminals											
432-81856	H	115	Ball	230	21	78	42	24.12	21.93	19.94	18.13
432-81854	H	115	Ball	220	20	65	38	24.12	21.93	19.94	18.13
432-81852	H	115	Ball	200	19	55	35	24.12	21.93	19.94	18.13
432-82852	H	115	Sleeve	200	19	55	35	20.30	18.45	16.78	15.25

FAN-S-DIV. Qualtek Electronics Corporation — FAN POWER CORDS

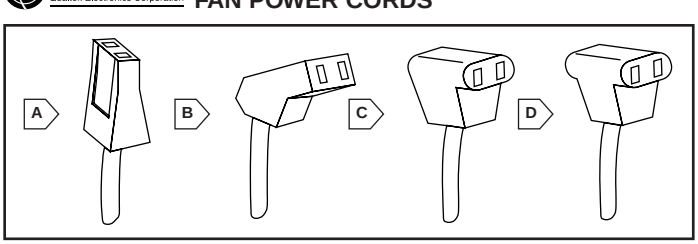

Features:

- Strain relief is incorporated for added safety
- UL Rated 10A/125VAC
- CSA Rated 7A/125VAC

High quality fan power cords designed to be used with tubeaxial fans.

E118750 LR58844-5M

Specifications:

- Cord type: SPT-1 (2) conductor black
- Cord length: 24"
- Voltage rating: 300V
- Temperature range: 105°C

MOUSER STOCK NO.	Fig.	Style	Price Each 1	10	25	50
562-07100-24	A	Straight	1.36	1.26	1.18	Call For Quote
562-07145-24	B	45 degree	1.36	1.26	1.18	
562-07190-24	C	90 degree	1.36	1.26	1.18	
562-07199-24	D	T-plug	1.36	1.26	1.18	

AC FAN POWER CORD

Designed for use with the Augusta 4.69" AC tubeaxial fans. Can be used with all AC fans using .110" x .020" Faston terminals with .3125" spacing. In 24" length with convenient T-type mounting receptacle.

Specifications:

- Length: 24"
- Wire size: 18 AWG
- Termination: T-type
- Cord type: SPT 1
- Tab size: fits .110" x .020" fastons with .3125" tab spacing
- Temperature rating: 105°C (max.)

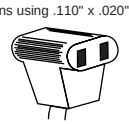

E56356 LL38816

MOUSER STOCK NO.	Length (In.)	AWG	Termination	Price Each 1	10	25	50
432-6101	24	18	T-type	1.78	1.57	1.43	Call

Fan Accessories and Isolated DC-DC Converters

FAN-S-DIV. Qualtek Electronics Corporation — PLASTIC FAN FILTER ASSEMBLIES

Retainer:
- UL Listed 94V-0 material
- Designed for minimal air restriction

Media:
- Helps reduce external fan noise
- Easily cleaned by vacuuming or washing with most soaps, detergents or cleaning solvents

Guard:
- UL Listed 94V-0 material
- Decreased noise level due to design
- Withstands high impact

Fan:
- Customer supplied



2.36" (60mm)

MOUSER STOCK NO.	Description	Dimensions (In.) A	B	C	Price Each 1	10	25
562-0925045	Guard, retainer, media	2.36	1.97	.25	4.03	3.02	2.77
562-09250M45	45 PPI filter media, 5 pack	- - -	- - -	- - -	1.80	1.52	1.43
562-09250G	Plastic guard only	2.36	1.97	.25	1.13	.99	.92

3.15" (80mm)

562-0932545	Guard, retainer, media	3.29	2.81	.393	3.36	2.52	2.32
562-09325M45	45 PPI filter media, 5 pack	- - -	- - -	- - -	1.86	1.60	1.50
562-09325G	Plastic guard only	3.15	2.81	.257	1.13	.99	.92

3.62" (92mm)

562-0936245	Guard, retainer, media	3.80	3.25	.393	3.54	2.66	2.45
562-09362M45	45 PPI filter media, 5 pack	- - -	- - -	- - -	2.31	2.05	1.79
562-09362G	Plastic guard only	3.62	3.25	.25	1.43	1.24	1.08

4.72" (120mm) 4.69" (119mm)

562-0945045	Guard, retainer, media	4.87	4.13	.420	4.20	3.15	2.90
562-09450M45	45 PPI filter media, 5 pack	- - -	- - -	- - -	3.18	2.52	2.09
562-09450G	Plastic guard only	4.65	4.13	.279	2.07	1.65	1.34

FAN-S-DIV. Qualtek Electronics Corporation — ALUMINUM FAN FILTERS

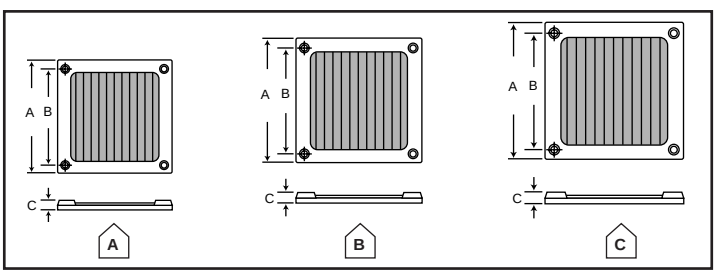

3.15" (80mm)

MOUSER STOCK NO.	Fig.	Description	Dimensions (In.) A	B	C	Price Each 1	10	25
562-06325M	A	Filter, mill 3 1/8"	3.30	2.810	.175	3.81	3.05	2.62
562-06325B	A	Filter, black 3 1/8"	3.30	2.810	.175	4.59	3.67	3.15
562-06325C	A	Filter, clear 3 1/8"	3.30	2.810	.175	4.59	3.67	3.15

3.62" (92mm)

562-06362M	B	Filter, mill 3 5/8"	3.62	3.245	.175	4.12	3.30	2.83
562-06362B	B	Filter, black 3 5/8"	3.62	3.245	.175	4.60	3.68	3.50
562-06362C	B	Filter, clear 3 5/8"	3.62	3.245	.175	4.60	3.68	3.50

4.72" (120mm) 4.69" (119mm)

562-06450M	C	Filter, mill 4 1/2"	4.68	4.125	.175	4.70	3.76	3.24
562-06450B	C	Filter, black 4 1/2"	4.68	4.125	.175	5.67	4.54	3.91
562-06450C	C	Filter, clear 4 1/2"	4.68	4.125	.175	5.67	4.54	3.91

FAN-S-DIV. Qualtek Electronics Corporation — WIRE FORM FAN GUARDS

For use with our tubeaxial fans. 1/4" maximum ring spacing design was developed to assist our customers in complying with domestic and international safety agency requirements.

Features:
- C1010 basic wire
- Weld joints withstand 220 lb. minimum separation force

Specifications:
- Over wire dia. @ butt joints: .010 max.
- Depth of serrations on wire: .015 max.
- Thickness of nickel chrome: .0005 min.
- Tolerance: -.XX = ±.03" .XXX = ± .015

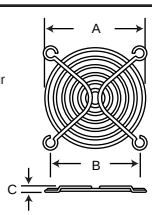

MOUSER STOCK NO.	For Use with Fan Size (In.)	(mm)	Dimensions (In.) A	B	C	Price Each 1	10	25	50
562-08149	1.58	40	1.15	1.26	.189	1.80	1.30	1.17	Call For Quote
562-08147	2.36	60	2.09	1.97	.20	1.94	1.46	1.34	
562-08172	3.15	80	3.00	2.81	.20	1.89	1.42	1.31	
562-08174	3.62	92	3.52	3.25	.20	1.97	1.48	1.36	
562-08170	4.72 /4.69	120 / 119	4.55	4.125	.22	2.36	1.77	1.63	

newport technology — ISOLATED DC-DC CONVERTERS

Specifications:
- Input/output isolation: 1000VDC
- Input voltage range: ±10%

DIMENSIONS (IN.)

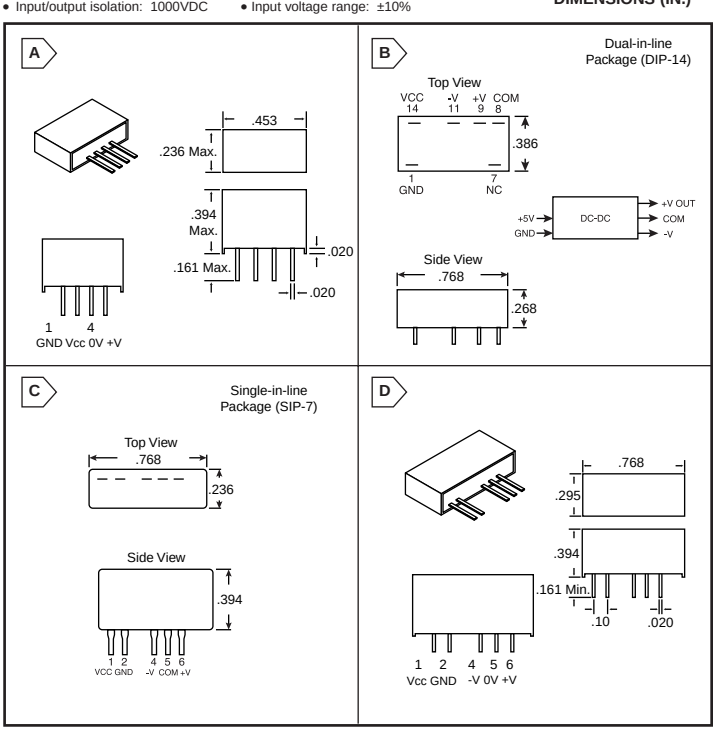

1W Single Output NME Series

Specifications:
- Input reflected noise: 90mV p-p max.
- Output ripple and noise: 150mV p-p max.
- Efficiency at full load:
  5V output type: 70% typical 65% min.
  12V and 15V output type: 75% typical 70% min.

MOUSER STOCK NO.	Fig.	Input Volts	Output Volts	Io (mA)	Price Each 1	25	50	100
580-NME0505S	A	5	5	200	17.81	15.14	13.16	Call For Quote
580-NME0512S	A	5	12	84	17.81	15.14	13.16	
580-NME0515S	A	5	15	67	17.81	15.14	13.16	
580-NME1205S	A	12	5	200	17.81	15.14	13.16	
580-NME1212S	A	12	12	84	17.81	15.14	13.16	
580-NME1215S	A	12	15	67	17.81	15.14	13.16	

1W Dual Output NMA Series

Specifications:
- Input reflected noise: 80mV p-p max.
- Output ripple and noise: 75mV p-p max.
- Efficiency at full load:
  5V output type: 70% typical 65% min.
  12V and 15V output type: 80% typical 70% min.

MOUSER STOCK NO.	Fig.	Input Volts	Output Volts	Io (mA)	Price Each 1	25	50	100
580-NMA0505D	B	5	±5	100	21.41	19.47	17.70	Call For Quote
580-NMA0512D	B	5	±12	42	21.41	19.47	17.70	
580-NMA0515D	B	5	±15	34	21.41	19.47	17.70	
580-NMA0505S	C	5	±5	100	21.41	19.47	17.70	
580-NMA0512S	C	5	±12	42	21.41	19.47	17.70	
580-NMA0515S	C	5	±15	34	21.41	19.47	17.70	
580-NMA1205S	C	12	±5	100	21.41	19.47	17.70	
580-NMA1212S	C	12	±12	42	21.41	19.47	17.70	
580-NMA1215S	C	12	±15	34	21.41	19.47	17.70	

2W Dual Output NMH Series

Specifications:
- Input reflected noise: 100mV p-p max.
- Output ripple and noise: 150mV p-p max.
- Efficiency at full load:
  5V output type - 65% min.
  12V and 15V output type - 70% min.

MOUSER STOCK NO.	Fig.	Input Volts	Output Volts	Io (mA)	Price Each 1	25	50	100
580-NMH0505S	D	5	±5	200	24.85	21.12	18.37	Call For Quote
580-NMH0512S	D	5	±12	83	24.85	21.12	18.37	
580-NMH0515S	D	5	±15	67	24.85	21.12	18.37	
580-NMH1205S	D	12	±5	200	24.85	21.12	18.37	
580-NMH1212S	D	12	±12	83	24.85	21.12	18.37	
580-NMH1215S	D	12	±15	67	24.85	21.12	18.37	

NEW THIS ISSUE NEW THIS ISSUE NEW THIS ISSUE NEW THIS ISSUE NEW THIS ISSUE

SWITCHING POWER SUPPLIES

ER Series is a low cost, high effeciency series of switching power supplies with a 3 year warranty. Available with up to 3 output channels and from 10 to 150 watt output.

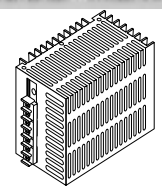

- 3 year warranty
- Input: 85-132VAC
- Overvoltage protection
- EMI level: complies with FCC class B, class A for ERD & ERE
- Cross to Cosel K and MMC Series

ER Series AC Input Single Output

For quantities greater than listed, call for quote.

MOUSER STOCK NO.	Power	Output	Dimensions (In.) W	L	H	Price Each
618-ERS05SA	10W	5VDC 2A	2.91	2.68	1.06	34.03
618-ERS12SA	10W	12VDC .9A	2.91	2.68	1.06	34.03
618-ERS15SA	10W	15VDC .7A	2.91	2.68	1.06	34.03
618-ERS24SA	10W	24VDC .5A	2.91	2.68	1.06	34.03
618-ERM05SA	15W	5VDC 3A	3.82	3.88	1.22	42.59
618-ERM12SA	15W	12VDC 1.3A	3.82	3.88	1.22	42.59
618-ERM15SA	15W	15VDC 1A	3.82	3.88	1.22	42.59
618-ERM24SA	15W	24VDC .7A	3.82	3.88	1.22	42.59
618-ERA05SA	25W	5VDC 5A	3.82	4.59	1.22	50.93
618-ERA12SA	25W	12VDC 2.1A	3.82	4.59	1.22	50.93
618-ERA15SA	25W	15VDC 1.7A	3.82	4.59	1.22	50.93
618-ERA24SA	25W	24VDC 1.1A	3.82	4.59	1.22	50.93
618-ERB05SA	50W	5VDC 10A	3.82	6.26	1.46	58.02
618-ERB12SA	50W	12VDC 4.2A	3.82	6.26	1.46	58.02
618-ERB15SA	50W	15VDC 3.4A	3.82	6.26	1.46	58.02
618-ERB24SA	50W	24VDC 2.1A	3.82	6.26	1.46	58.02
618-ERD05SA	100W	5VDC 20A	1.97	6.50	3.66	106.00
618-ERD12SA	100W	12VDC 8.5A	1.97	6.50	3.66	106.00
618-ERD15SA	100W	15VDC 7A	1.97	6.50	3.66	106.00
618-ERD24SA	100W	24VDC 4.5A	1.97	6.50	3.66	106.00
618-ERE05SA	150W	5VDC 30A	2.56	6.97	3.62	137.82
618-ERE12SA	150W	12VDC 14A	2.56	6.97	3.62	137.82
618-ERE15SA	150W	15VDC 11A	2.56	6.97	3.62	137.82
618-ERE24SA	150W	24VDC 7A	2.56	6.97	3.62	137.82

ER Series AC Input Multi Output

For quantities greater than listed, call for quote.

618-ERT21HWA	40W	24V 1.1A, 5V 3A	3.82	6.04	1.46	69.44
618-ERT22HWA	40W	12V 2A, 12V 1.3A	3.82	6.04	1.46	69.44
618-ERT24HWA	40W	12V 2A, 5V 3A	3.82	6.04	1.46	69.44
618-ERB21HWA	60W	5V 5A, 24V 1.5A	3.82	6.26	1.46	87.65
618-ERB22HWA	60W	12V 2A, 12V 3A	3.82	6.26	1.46	87.65
618-ERB24HWA	60W	5V 5A, 12V 3A	3.82	6.26	1.46	87.65
618-ERS01A	8W	5V 1.2A, +12V .1A, -12V .1A	3.82	2.68	1.06	39.17
618-ERS03A	8W	5V 1.2A, +12V .1A, -5V .1A	3.82	2.68	1.06	39.17
618-ERS04A	8W	5V 1.2A, +15V .1A, -15V .1A	3.82	2.68	1.06	39.17
618-ERM01A	15W	5V 2A, +12V .3A, +12V .2A	3.82	3.88	1.22	46.75
618-ERM04A	15W	5V 2A, +15V .2A, -15V .2A	2.91	3.88	1.22	46.75
618-ERT01A	30W	5V 3A, +12V 1.2A, -12V .3A	2.91	6.04	1.46	65.12
618-ERT04A	30W	5V 3A, +15V .5A, -15V .5A	2.91	6.04	1.46	65.12
618-ERB01A	50W	5V 5A, +12V 1.5A, -12V .5A	3.82	6.26	1.46	80.05
618-ERB03A	50W	5V 5A, +12V 1.5A, -5V .5A	3.82	6.26	1.46	80.05
618-ERB04A	50W	5V 5A, +15V 1.2A, -15V .5A	3.82	6.26	1.46	80.05

PL Series AC Input Single Output

PL Series was designed for applications with peak load consumption such as mortordrive systems. The maximum possible output power consumption is 360W during a period of 10 seconds. The power supply is safety approved according to VDE, UL, CSA, and complies to EMI standard EN 55022/B.

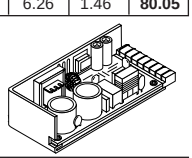

- Input selectable: 85 - 132VAC, 170 - 264VAC
- 3 year warranty

MOUSER STOCK NO.	Power	Output	Dimensions (In.) W	L	H	Price Each 1	5	10
618-PLEY12HSZU	240W	12V 18A	2.56	9.25	4.33	205.68	192.83	186.39
618-PLEY24HSZU	240W	24V 10A	2.56	9.25	4.33	205.68	192.83	186.39
618-PLEY36HSZU	240W	36V 6.8A	2.56	9.25	4.33	205.68	192.83	186.39

FH Series AC Input Single Output

This series of switching power supplies has it all in one: power factor correction, low line distortion, universal input, and UL1950, CSA 234, and VDE/EN 60950 approvals.

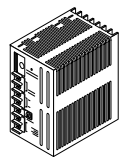

- 3 year warranty
- Power factor corrected
- Universal input: 85-264VAC
- Immunity against surge and burst
- EMI/RFI complies to VDE 0871/B, EN 55022/B, FCC/B
- UL, CSA, and VDE approvals

For quantities greater than listed, call for quote.

MOUSER STOCK NO.	Power	Output	Dimensions (In.) W	L	H	Price Each 1	5	10
618-FHD05SX	100W	5V 20A	1.89	7.52	3.86	183.71	172.23	166.49
618-FHD12SX	100W	12V 9A	1.89	7.52	3.86	183.71	172.23	166.49
618-FHD24SX	100W	24V 4.5A	1.89	7.52	3.86	183.71	172.23	166.49
618-FHE05SX	150W	5V 30A	2.56	8.15	3.66	239.23	224.28	216.80
618-FHE12SX	150W	12V 14A	2.56	8.15	3.66	239.23	224.28	216.80
618-FHE24SX	150W	24V 7A	2.56	8.15	3.66	239.23	224.28	216.80
618-FHF05SX	300W	5V 60A	4.72	6.69	3.66	411.07	385.38	372.53
618-FHF12SX	300W	12V 27A	4.72	6.69	3.66	411.07	385.38	372.53
618-FHF15SX	300W	15V 22A	4.72	6.69	3.66	411.07	385.38	372.53
618-FHF24SX	300W	24V 14A	4.72	6.69	3.66	411.07	385.38	372.53
618-FHF48SX	300W	48V 7A	4.72	6.69	3.66	411.07	385.38	372.53
618-FHP05SX	450W	5V 90A	4.72	7.48	3.66	495.62	464.65	449.15
618-FHP12SX	450W	12V 40A	4.72	7.48	3.66	495.62	464.65	449.15
618-FHP15SX	450W	15V 32A	4.72	7.48	3.66	495.62	464.65	449.15
618-FHP24SX	450W	24V 20A	4.72	7.48	3.66	495.62	464.65	449.15
618-FHP48SX	450W	48V 10A	4.72	7.48	3.66	495.62	464.65	449.15
618-FHG05SX	600W	5V 120A	5.12	7.87	3.66	552.79	518.29	499.00
618-FHG12SX	600W	12V 53A	5.12	7.87	3.66	552.79	518.29	499.00
618-FHG15SX	600W	15V 42A	5.12	7.87	3.66	552.79	518.29	499.00
618-FHG24SX	600W	24V 27A	5.12	7.87	3.66	552.79	518.29	499.00
618-FHG48SX	600W	48V 13.5A	5.12	7.87	3.66	552.79	518.29	499.00

WR Series AC Input Single Output

A broad line of high-effieciency rugged industrial grade switching power supplies with UL, cUL, VDE, and CE approvals. All supplies are internally fused. No forced air required.

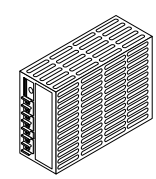

- 3 year warranty
- Universal input: 85 - 264VAC
- Overvoltage / current protection
- EMI level: VDE 0871/B, EN55022/B, FCC class B
- Cross to Cosel P Series

For quantities greater than listed, call for quote.

MOUSER STOCK NO.	Power	Output	Dimensions (In.) W	L	H	Price Each 1	5	10
618-WRM05SXU	15W	5V 3A	3.82	3.88	1.32	54.14	50.76	49.07
618-WRM12SXU	15W	12V 1.3A	3.82	3.88	1.32	54.14	50.76	49.07
618-WRM15SXU	15W	15V 1A	3.82	3.88	1.32	54.14	50.76	49.07
618-WRM24SXU	15W	24V .7A	3.82	3.88	1.32	54.14	50.76	49.07
618-WRT05SXU	30W	5V 6A	3.82	4.88	1.44	68.74	64.44	62.29
618-WRT12SXU	30W	12V 2.5A	3.82	4.88	1.44	68.74	64.44	62.29
618-WRT15SXU	30W	15V 2A	3.82	4.88	1.44	68.74	64.44	62.29
618-WRT24SXU	30W	24V 1.4A	3.82	4.88	1.44	68.74	64.44	62.29
618-WRB05SXU	50W	5V 10A	3.82	6.26	1.56	93.70	87.84	84.91
618-WRB12SXU	50W	12V 4.2A	3.82	6.26	1.56	93.70	87.84	84.91
618-WRB15SXU	50W	15V 3.4A	3.82	6.26	1.56	93.70	87.84	84.91
618-WRB24SXU	50W	24V 2.1A	3.82	6.26	1.56	93.70	87.84	84.91
618-WRD05SXU	100W	5V 20A	3.66	7.52	1.89	167.70	157.22	151.97
618-WRD12SXU	100W	12V 9A	3.66	7.52	1.89	167.70	157.22	151.97
618-WRD15SXU	100W	15V 7A	3.66	7.52	1.89	167.70	157.22	151.97
618-WRD24SXU	100W	24V 4.5A	3.66	7.52	1.89	167.70	157.22	151.97
618-WRE05SXU	150W	5V 30A	2.56	8.15	3.66	212.09	198.89	192.30
618-WRE12SXU	150W	12V 14A	2.56	8.15	3.66	212.09	198.89	192.30
618-WRE24SXU	150W	24V 7A	2.56	8.15	3.66	212.09	198.89	192.30

DC-DC CONVERTERS

DC Input Single Output

For quantities greater than listed, call for quote.

MOUSER STOCK NO.	Power	Input	Output	Dimensions (In.) W	L	H	Price Each 1	5	10
618-OBQ05SC05	3W	5V	5V .5A	.79	1.26	.39	17.14	16.07	15.53
618-OBQ12SC05	3W	5V	12V .25A	.79	1.26	.39	17.14	16.07	15.53
618-OBQ15SC05	3W	5V	15V .2A	.79	1.26	.39	17.14	16.07	15.53
618-OBQ05SC12	3W	12V	5V .5A	.79	1.26	.39	17.14	16.07	15.53
618-OBQ12SC12	3W	12V	12V .25A	.79	1.26	.39	17.14	16.07	15.53
618-OBQ15SC12	3W	12V	15V .2A	.79	1.26	.39	17.14	16.07	15.53
618-OBR05SC05	6W	5V	5V 1A	1.14	1.81	.39	25.95	24.33	23.52
618-OBR12SC05	6W	5V	12V .5A	1.14	1.81	.39	25.95	24.33	23.52
618-OBR15SC05	6W	5V	15V .4A	1.14	1.81	.39	25.95	24.33	23.52
618-OBR05SC12	6W	12V	5V 1A	1.14	1.81	.39	25.95	24.33	23.52
618-OBR12SC12	6W	12V	12V .5A	1.14	1.81	.39	25.95	24.33	23.52
618-OBR15SC12	6W	12V	15V .4A	1.14	1.81	.39	25.95	24.33	23.52
618-OBS05SC12	10W	12V	5V 2A	1.81	1.54	.43	38.13	35.75	34.55
618-OBS12SC12	10W	12V	12V .9A	1.81	1.54	.43	38.13	35.75	34.55
618-OBS15SC12	10W	12V	15V .7A	1.81	1.54	.43	38.13	35.75	34.55

OB Series AC/DC switching power supplies are designed and built to be installed right onto the user's printed circuit board, like a piece of "patch-work", a real "Power Patch". They are small, light weight and boast a wide input range.

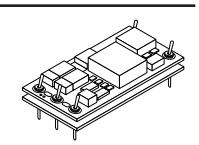

- 3 year warranty
- Output trimming, high efficiency
- Isolation voltage: 500V min.
- Wide range input
- Wide operating temperature range
- Small input current at no load
- Fixed switching frequency 170Khz
- Over-current-protection
- Cross to Cosel ZS & ZW Series

DC Input Multi Output

For quantities greater than listed, call for quote.

MOUSER STOCK NO.	Power	Input	Output	Dimensions (In.) W	L	H	Price Each 1	5	10
618-OBQ22WC05	3W	5V	±12 .13A	.79	1.26	.39	19.09	17.90	17.30
618-OBQ23WC05	3W	5V	±15 .1A	.79	1.26	.39	19.09	17.90	17.30
618-OBQ22WC1224	3W	12V	±12 .13A	.79	1.26	.39	19.09	17.90	17.30
618-OBQ23WC1224	3W	12V	±15 .1A	.79	1.26	.39	19.09	17.90	17.30
618-OBR22WC05	6W	5V	±12 .25A	1.14	1.81	.39	27.66	25.94	25.07
618-OBR23WC05	6W	5V	±15 .2A	1.14	1.81	.39	27.66	25.94	25.07
618-OBR22WC12	6W	12V	±12 .25A	1.14	1.81	.39	27.66	25.94	25.07
618-OBR23WC12	6W	12V	±15 .2A	1.14	1.81	.39	27.66	25.94	25.07
618-OBS22WC12	10W	12V	±12 .45A	1.81	1.54	.43	39.55	37.09	35.85
618-OBS23WC12	10W	12V	±15 .35A	1.81	1.54	.43	39.55	37.09	35.85

NEW THIS ISSUE NEW THIS ISSUE NEW THIS ISSUE NEW THIS ISSUE NEW THIS ISSUE

SWITCHING POWER SUPPLIES

These high efficiency universal input switching power supplies have UL, CSA, and VDE agency approvals. They carry a 1 year warranty and feature 100% burn-in for 24 hours. All power supply inputs are protected by an internal fuse. For outputs other than those listed, call (800) 346-6873 for a quote.

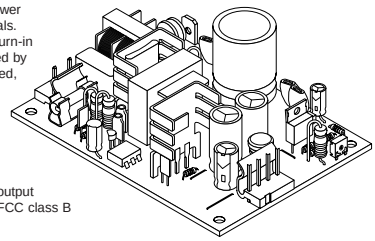

- Overcurrent protection: all outputs equipped with automatic recovery current limiting circuit
- Overvoltage protection: 5.6V to 6.5V on main output
- EMI requirements: meets conduction limits of FCC class B rules, VDE 0871 class B, and VGF 243/1991

PSA-10W Series Single Output

- AC input voltage: 85-264VAC
- AC frequency: 47-440Hz
- Efficiency: 70% @ 10W 120VAC, 60Hz
- Length: 4.1"
- Width: 1.97"
- Height: 0.8"

For quantities greater than listed, call for quote.

MOUSER STOCK NO.	Output Voltage	Load Min.	Load Max.	Ripple P-P	Regulation Line	Regulation Load	Price Each 1	Price Each 25	Price Each 100
552-PSA-10L-050	5V	0.0A	2.0A	80mV	20mV	40mV	25.60	24.00	23.20
552-PSA-10L-120	12V	0.0A	0.9A	120mV	48mV	100mV	25.60	24.00	23.20
552-PSA-10L-150	15V	0.0A	0.7A	150mV	60mV	120mV	25.60	24.00	23.20
552-PSA-10L-240	24V	0.0A	0.5A	240mV	96mV	150mV	25.60	24.00	23.20

PSA-25W Series Single Output

- AC input voltage: 90-260VAC
- AC frequency: 47-63Hz
- Efficiency: 70% typical at full load
- Length: 4.0"
- Width: 3.0"
- Height: 1.3"

0805 IEC 950(74711) 1950 (E134610) 22.2 234 (LR 56927-100)

For quantities greater than listed, call for quote.

MOUSER STOCK NO.	Output Voltage		Load Min.	Load Max.	Ripple P-P	Total Tolerance	Price Each 1	Price Each 25	Price Each 100
552-PSA-25-105	V1	+5V	0.0A	5.0A	50mV	±2%	30.64	28.73	27.77
552-PSA-25-112	V1	+12V	0.0A	2.0A	120mV	±2%	30.64	28.73	27.77
552-PSA-25-115	V1	+15V	0.0A	1.6A	150mV	±2%	30.64	28.73	27.77
552-PSA-25-124	V1	+24V	0.0A	1.1A	240mV	±2%	30.64	28.73	27.77

PSA-25W Series Multiple Output

For quantities greater than listed, call for quote.

552-PSA-25-301	V1	+5.1V	0.3A	2.0A	50mV	±2%	31.20	29.90	28.28
	V2	+12V	0.1A	1.0A	120mV	±5%			
	V3	-12V	0.0A	0.3A	120mV	±5%			

PSA-40W Series Single Output

- AC input voltage: 90-264VAC
- AC frequency: 47-63Hz
- Efficiency: 70% typical at full load
- Length: 5.0"
- Width: 3.0"
- Height: 1.2"

0806 1950 22.2 1402C

For quantities greater than listed, call for quote.

552-PSA-4005	V1	+5V	0.0A	6.0A	100mV	±2%	33.60	31.50	30.45
552-PSA-4012	V1	+12V	0.0A	3.0A	120mV	±2%	33.60	31.50	30.45
552-PSA-4015	V1	+15V	0.0A	2.5A	150mV	±5%	33.60	31.50	30.45
552-PSA-4024	V1	+24V	0.0A	1.5A	240mV	±2%	33.60	31.50	30.45

PSA-40W Series Multiple Output

For quantities greater than listed, call for quote.

MOUSER STOCK NO.	Output Voltage		Load Min.	Load Max.	Ripple P-P	Total Tolerance	Price Each 1	Price Each 25	Price Each 100
552-PSA-4031	V1	+5.1V	0.5A	3.0A	50mV	±2%	33.60	31.50	30.45
	V2	+12V	0.2A	2.0A	120mV	±5%			
	V3	-12V	0.0A	0.5A	120mV	±5%			
552-PSA-4032	V1	+5.1V	0.5A	4.0A	50mV	±2%	33.60	31.50	30.45
	V2	+12V	0.0A	0.5A	120mV	±5%			
	V3	-12V	0.0A	0.5A	120mV	±5%			
552-PSA-4033	V1	+5.1V	0.5A	3.0A	50mV	±2%	33.60	31.50	30.45
	V2	+12V	0.2A	2.0A	120mV	±5%			
	V3	-5V	0.0A	0.5A	50mV	±5%			
552-PSA-4034	V1	+5.1V	0.5A	3.0A	50mV	±2%	33.60	31.50	30.45
	V2	+15V	0.2A	2.0A	150mV	±5%			
	V3	-15V	0.0A	0.5A	150mV	±5%			
552-PSA-4035	V1	+5.1V	0.5A	3.0A	50mV	±2%	33.60	31.50	30.45
	V2	+24V	0.3A	1.0A	240mV	±5%			

PSA-45W Series Single Output

For quantities greater than listed, call for quote.

552-PSA-45-050	V1	+5V	0.0A	8A	50mV	±2%	36.40	34.13	32.99
552-PSA-45-120	V1	+12V	0.0A	4A	120mV	±2%	36.40	34.13	32.99
552-PSA-45-150	V1	+15V	0.0A	3A	150mV	±2%	36.40	34.13	32.99
552-PSA-45-240	V1	+24V	0.0A	2A	240mV	±2%	36.40	34.13	32.99

PSA-45W Series Multiple Output

For quantities greater than listed, call for quote.

552-PSA-4531	V1	+5V	0.0A	4A	50mV	±2%	37.60	35.25	34.08
	V2	+12V	0.0A	1.5A	120mV	±5%			
	V3	-12V	0.0A	0.5A	120mV	±5%			
552-PSA-4534	V1	+5V	0.0A	4A	50mV	±2%	37.60	35.25	34.08
	V2	+15V	0.0A	1.2A	150mV	±5%			
	V3	-15V	0.0A	0.5A	150mV	±5%			
552-PSA-4541	V1	+5V	0.0A	3A	50mV	±2%	37.60	35.25	34.08
	V2	+12V	0.0A	2A	120mV	±5%			
	V3	-12V	0.0A	0.5A	120mV	±5%			
	V4	+5V	0.0A	0.5A	50mV	±5%			

PSA-60W Series Single Output

- AC input voltage: 90-260VAC
- AC frequency: 47-63Hz
- Efficiency: 70% typical at full load
- Length: 5.0"
- Width: 3.0"
- Height: 1.58"

0805 (IEC 950) 1950 22.2 950

For quantities greater than listed, call for quote.

552-PSA-60-105	V1	+5V	0.0A	10A	50mV	±2%	41.60	39.00	37.70
552-PSA-60-112	V1	+12V	0.0A	5.0A	120mV	±2%	41.60	39.00	37.70
552-PSA-60-115	V1	+15V	0.0A	4.0A	240mV	±2%	41.60	39.00	37.70
552-PSA-60-124	V1	+24V	0.0A	2.5A	150mV	±2%	41.60	39.00	37.70
552-PSA-60-148	V1	+48V	0.0A	1.2A	480mV	±2%	41.60	39.00	37.70

PSA-60W Series Multiple Output

For quantities greater than listed, call for quote.

552-PSA-60-202	V1	+5.1V	1.0A	6.0A	50mV	±2%	41.60	39.00	37.70
	V2	+24V	0.1A	1.3A	240mV	±5%			
552-PSA-60-301	V1	+5.1V	1.0A	6.0A	50mV	±2%	41.60	39.00	37.70
	V2	+12V	0.3A	2.2A	120mV	±5%			
	V3	-12V	0.0A	0.3A	120mV	±5%			

UNIVERSAL INDUSTRIAL SERIES

- AC input voltage: 90-260VAC
- AC frequency: 47-63Hz
- Efficiency: 70% typical at full load
- Length: 6.8"
- Width: 3.7"
- Height: 1.7"

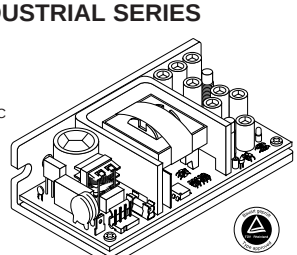

EN 60950 (IEC 950) 1950 [E127643] 22.2 234, [LR56927-115]

110W Single Output

For quantities greater than listed, call for quote.

MOUSER STOCK NO.	Output Voltage	Load Min.	Load 30cfm	Ripple P-P	Total Tolerance	Price Each 1	Price Each 25	Price Each 100
552-PSA-110-105	+5V	1A	22A	50mV	±2%	72.00	67.50	65.25
552-PSA-110-112	+12V	0A	9A	120mV	±2%	72.00	67.50	65.25
552-PSA-110-124	+24V	0A	4.5A	240mV	±2%	72.00	67.50	65.25

110W Quad Output

For quantities greater than listed, call for quote.

MOUSER STOCK NO.	Output Voltage		Load Min.	Load 30cfm	Ripple P-P	Total Tolerance	Price Each 1	Price Each 25	Price Each 100
552-PSA-110-401	V1	+5V	2A	9A	50mV	±2%	76.80	72.00	69.60
	V2	+12V	1A	3.5A	100mV	±6%			
	V3	-5V	0A	.75A	100mV	±6%			
	V4	-12V	0A	.75A	100mV	±6%			

AUTO-RANGING INDUSTRIAL SERIES

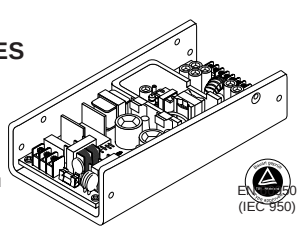

150W Single Output

- AC input voltage: 90-132/180-264VAC
- AC frequency: 47-63Hz
- Efficiency: 70% typical at full load
- Length: 7.8"
- Width: 3.8"
- Height: 1.5"

EN 60950 (IEC 950) 1402C Level 3

For quantities greater than listed, call for quote.

MOUSER STOCK NO.	Output Voltage	Load Min.	Load 30cfm	Ripple P-P	Total Tolerance	Price Each 1	Price Each 25	Price Each 100
552-PSA-1503U	+5V	0.0A	30A	70mV	±1%	123.20	115.50	111.65
552-PSA-1504U	+12V	0.0A	12A	120mV	±1%	123.20	115.50	111.65
552-PSA-1505U	+24V	0.0A	6A	240mV	±1%	123.20	115.50	111.65

150W Multiple Output

For quantities greater than listed, call for quote.

552-PSA-1509U	V1	+5V	3.0A	15A	50mV	±1%	132.80	124.50	120.35
	V2	-5V	0.2A	1A	100mV	±6%			
	V3	-12V	0.2A	1A	100mV	±6%			
	V4	+12V	1.0A	5A	100mV	±6%			

200W Multiple Output

- AC input voltage: 90-132/180-264VAC
- AC frequency: 47-63Hz
- Efficiency: 70% typical at full load
- Length: 8"
- Width: 4.5"
- Height: 2"

EN 60950 (IEC 950) 1950 22.2 1402C Level 3

552-PSA-2041U	V1	+5V	5.0A	25A	50mV	±1%	158.40	148.50	143.55
	V2	-5V	0.4A	2A	100mV	±6%			
	V3	-12V	0.4A	2A	120mV	±6%			
	V4	+12V	1.0A	5A	120mV	±6%			

Power Supplies and AC Adaptors

UNIVERSAL INPUT TABLE TOP POWER SUPPLIES

These table top power supplies use an IEC 320 input power receptacle. This gives the user the ability to use this power supply internationally by changing the input cord. See our AC power cord section for the cord you need.

- AC input voltage: 90-264VAC
- AC frequency: 47-63Hz
- AC connector: IEC 320 cord

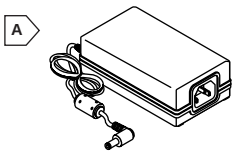

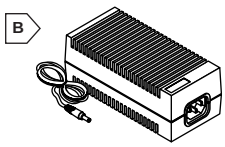

15 Watt Dual Output

- Efficiency: 70% @ 15W 120VAC, 60Hz
- Overvoltage protection: >120%
- Overcurrent protection: >110%, auto restart
- DC connector: mini-DIN, 5 pin

• Length: 4.4" • Width: 2.36" • Height: 1.47"

MOUSER STOCK NO.	Fig.	Output Voltage	Load		Regulation		Price Each		
			Min.	Max.	Line	Load	1	25	100
552-PSA-15-201	A	5V	0.4A	1A	±1%	±5%	33.52	31.43	30.38
		12V	0.05A	0.75A	±1%	-5,+8%			

30 Watt Single Output

- Efficiency: 75% typical, full load
- Overvoltage protection: 150% maximum, non-latching
- Overcurrent protection: short circuit protected
- DC connector: 2.1mm coaxial center positive

EN60950 1950 22.2 234

• Length: 4.41" • Width: 2.36" • Height: 1.42"

MOUSER STOCK NO.	Fig.	Output Voltage	Load		Regulation	Price Each		
			Min.	Max.		1	25	100
552-PSA-30U-050	A	5V	0A	4.0A	±5%	36.80	34.50	33.35
552-PSA-30U-090	A	9V	0A	2.2A	±5%	36.80	34.50	33.35
552-PSA-30U-120	A	12V	0A	2.5A	±5%	36.80	34.50	33.35
552-PSA-30U-150	A	15V	0A	2.0A	±5%	36.80	34.50	33.35
552-PSA-30U-180	A	18V	0A	1.6A	±5%	36.80	34.50	33.35
552-PSA-30U-240	A	24V	0A	1.25A	±5%	36.80	34.50	33.35

40 Watt Multiple Output

EN60950 (IEC 950) 1950 (E134610) 22.2 Std. 223, Class II (LR56927-107)

- Efficiency: 70% min. at max. load
- Overvoltage protection: 5.6 to 6.8VDC (+5 only)
- Overcurrent protection: output equipped w/short circuit protection
- EMI requirements FCC: class B rules, VDE 0871 class B rules
- DC connector: 5p DIN, 180°

• Length: 6.54" • Width: 3.15" • Height: 2.23"

MOUSER STOCK NO.	Fig.	Output Voltage	Load		Regulation		Price Each		
			Min.	Max.	Line	Load	1	25	100
552-PSA-46-301	B	+5V	0.5A	3A	±2%	±5%	51.75	47.75	46.00
		+12V	0.5A	2A	±2%	±5%			
		-12V	0A	0.3A	±2%	±8%			

50 Watt Single Output

EN60950 (IEC 950) 1950 22.2 223

- Efficiency 70% min. at max. load
- Overvoltage protection: at 110-130% of rated voltage
- Overcurrent protection: output equipped w/short circuit protection
- EMI requirements FCC: class B rules, VDE 0871 class B rules
- DC connector 2.1mm coaxial center positive

• Length: 6.54" • Width: 3.15" • Height: 2.23"

MOUSER STOCK NO.	Fig.	Output Voltage	Load		Total Tolerance	Price Each		
			Min.	Max.		1	25	100
552-PSA-124	B	12V	0.1A	4.2A	±0.5VDC	44.00	41.25	39.88
552-PSA-153	B	15V	0.1A	3.6A	±0.5VDC	44.00	41.25	39.88
552-PSA-242	B	24V	0.1A	2.2A	±0.5VDC	44.00	41.25	39.88

PLUG IN TRANSFORMERS

- Input voltage: 120VAC
- Protected by thermal/current fuse

For quantities greater than listed, call for quote.

MOUSER STOCK NO.	Output Voltage (VAC)	Output Power (VA)	Output Current (A)	Price Each		
				1	10	20
507-XP1220	12	20	1.666	7.25	6.56	6.15
507-XP1620	16.5	20	1.212	7.25	6.56	6.15
507-XP2420	24	20	0.833	7.25	6.56	6.15
507-XP1640	16.5	40	2.424	9.05	8.16	7.65
507-XP1840	18	40	2.222	9.05	8.16	7.65
507-XP2440	24	40	1.666	9.05	8.16	7.65

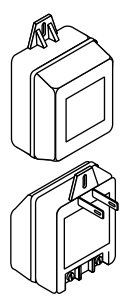

18W PLUG-IN ADAPTOR SERIES

- AC input voltage: 90-132VAC
- AC frequency: 47-63Hz
- Efficiency: 70-75% typical at full load
- Length: 3.46"
- Width: 2.28"
- Height: 1.1"

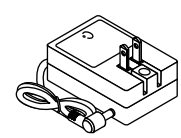

NTRL/C
22.2 223 Class II
UL1310
Class II

MOUSER STOCK NO.	Output Voltage	Load		Ripple P-P	Regulation (2)		Price Each		
		Min.	Max.		Line	Load	1	25	100
552-PSA-18-050	+5.1V	0A	2.5A	50mV	±1%	±5%	29.84	27.98	27.55
552-PSA-18-120	+12V	0A	1.5A	120mV	±1%	±5%	29.84	27.98	27.55

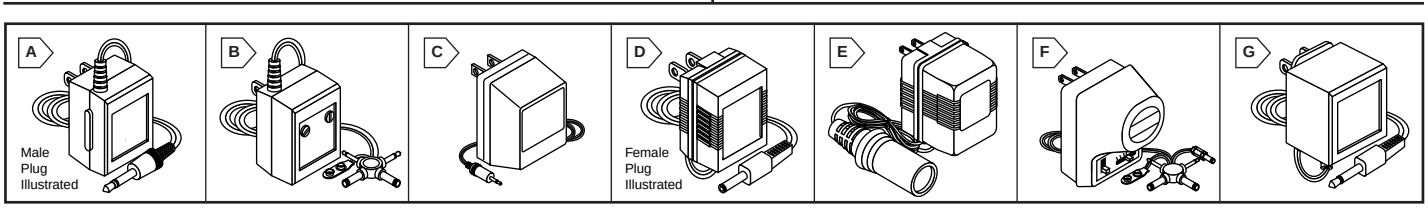

HiQ MAGNETICS AC ADAPTORS

Features:

- Current ratings to 1 amp
- All DC connectors are positive (+) center pin except universals which are selectable
- Plugs into standard 115V outlet
- 72" output cord with molded termination

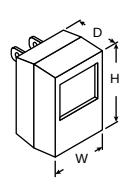

† UL, only

AC to DC (Standard)

MOUSER STOCK NO.	Fig.	Output Rating (mA)	Dimensions (In.)			Output Plug	Price Each		
			H	W	D		1	10	50
41AC106	A	6VDC/100mA	2.20	1.75	1.45	3.5mm male	3.99	3.33	3.03
41AC115	A	6VDC/200mA	2.37	2.00	1.70	3.5mm male	3.99	3.33	3.03
41AC109	A	9VDC/100mA	2.20	1.75	1.45	3.5mm male	3.99	3.33	3.03
41AC114	A	9VDC/200mA	2.37	2.00	1.70	3.5mm male	4.49	3.75	3.41
41AC119	A	12VDC/100mA	2.20	1.75	1.45	Stripped and tinned	4.49	3.75	3.41
41AC118	A	12VDC/100mA	2.20	1.75	1.45	2.1mmx5.5mm female	4.49	3.75	3.41
41AC112	A	12VDC/100mA	2.20	1.75	1.45	2.5mm male	4.49	3.75	3.41
41AC117	A	12VDC/100mA	2.20	1.75	1.45	3.5mm male	4.49	3.75	3.41
41AC113	A	12VDC/200mA	2.37	2.00	1.70	2.5mm male	4.49	3.75	3.41
41AC116	B	Universal 3, 4.5, 6, 9, & 12VDC/300mA	2.30	2.00	1.70	5 way 2.5mm, 3.5mm male, 2.1mmx5.0mm, 2.5x5.5mm female 9VDC batt. snap 110/220VAC 50/60 Hz	6.29	5.19	4.75

AC to DC (UL Listed)

	MOUSER STOCK NO.	Fig.	Output Rating (mA)	Dimensions (In.)			Output Plug	Price Each		
				H	W	D		1	10	50
	412-6200	D	6VDC/200mA	2.2	1.70	1.50	3.5mm male	4.75	3.96	3.60
	412-109011	D	9VDC/100mA	2.3	1.70	1.65	3.5mm male	4.68	3.90	3.55
	412-109021	D	9VDC/200mA	2.3	1.70	1.65	3.5mm male	4.75	3.96	3.60
	412-112021	D	12VDC/200mA	2.3	1.70	1.65	3.5mm male	4.90	4.08	3.71
†	412-1103	D	12VDC/1AMP	3.3	2.70	2.10	3.5mm male	10.42	8.68	7.89
	412-109024	D	9VDC/200mA	2.3	1.70	1.65	2.1mmx5.5mm female	4.75	3.96	3.60
	412-109033	D	9VDC/300mA	2.3	1.70	1.65	2.5mmx5.5mm female	4.83	4.02	3.66
	412-109034	D	9VDC/300mA	2.3	1.70	1.65	2.1mmx5.5mm female	4.83	4.02	3.66
	412-112013	D	12VDC/100mA	2.3	1.70	1.65	2.5mmx5.5mm female	4.87	4.05	3.69
	412-112023	D	12VDC/200mA	2.3	1.70	1.65	2.5mmx5.5mm female	4.90	4.08	3.71
	412-1250	E	12VDC/500mA	2.5	2.09	1.67	Lighter socket	7.91	6.60	6.00
	412-112053	D	12VDC/500mA	2.6	1.93	1.73	2.5mmx5.5mm female	6.68	5.57	5.06
	412-112054	D	12VDC/500mA	2.6	1.93	1.73	2.1mmx5.5mm female	6.68	5.57	5.06
	412-112055	D	12VDC/500mA	2.6	1.93	1.73	1.3mmx3.5mm female	6.79	5.66	5.14
†	412-112103	D	12VDC/1 AMP	2.5	2.24	1.97	2.5mmx5.5mm female	10.42	8.68	7.89
†	412-3120	F	Universal 3, 4.5, 6, 7.5, 9 and 12VDC/500mA	2.9	2.02	2.00	6 way 2.5mm, 3.5mm male, 1.3mmx3.5mm, 2.1mmx5.0mm, 2.5mm x 5.5mm female 9VDC batt., snap, ± polarity switch	9.95	8.54	7.49

AC to AC

41AC415	C	15VAC/400mA	2.76	1.97	1.57	2.5mm male	5.49	4.39	3.73

AC to AC

412-2004	G	12VAC/500mA	2.2	2.1	1.6	3.5mm male	6.03	5.02	4.57

Linear DC Power Supplies

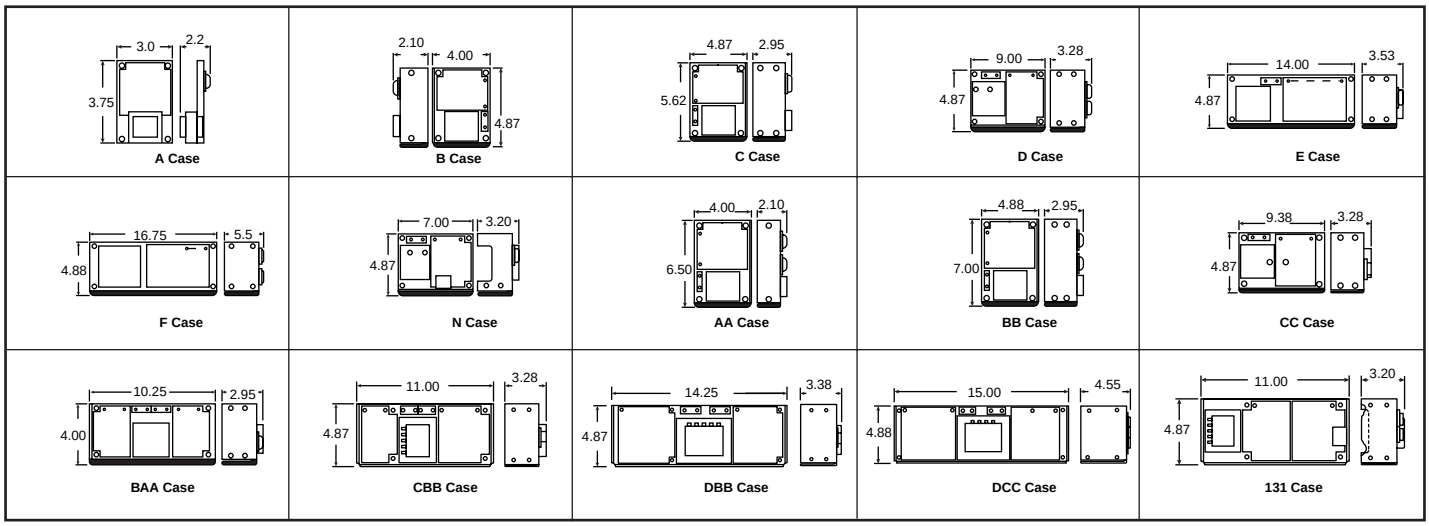

LINEAR DC POWER SUPPLIES

Single Output Models

MOUSER STOCK NO.	Case Style	Output #1	Price Each 1	Price Each 10
597-A5-1.2/P	A	5V @ 1.2A	**28.28**	**27.30**
597-A5-1.5/P	B	5V @ 1.5A	**29.80**	**28.77**
597-B5-3/P	B	5V @ 3A	**34.50**	**32.77**
597-C5-6/P	C	5V @ 6A	**57.50**	**54.62**
597-N5-9/P	N	5V @ 9A	**78.50**	**74.59**
597-D5-12/P	D	5V @ 12A	**88.77**	**84.78**
597-E5-18/P	E	5V @ 18A	**125.95**	**119.65**
597-F5-25/P	F	5V @ 25A	**184.51**	**178.97**
597-B12-1.7	B	12V @ 1.7A	**34.50**	**32.77**
597-C12-3.4	C	12V @ 3.4A	**52.50**	**49.87**
597-N12-5.1	N	12V @ 5.1A	**73.50**	**69.82**
597-D12-6.8	D	12V @ 6.8A	**83.95**	**79.95**
597-E12-10.2	E	12V @ 10.2A	**115.50**	**109.73**
597-F12-15	F	12V @ 15A	**184.51**	**178.97**
597-A15-0.5	A	12V-15V @ 0.5A	**28.28**	**27.30**
597-A15-0.9	B	12V-15V @ 0.9A	**29.70**	**28.67**
597-B15-1.5	B	15V @ 1.5A	**34.50**	**32.77**
597-C15-3.0	C	15V @ 3A	**52.50**	**49.87**
597-N15-4.5	N	15V @ 4.5A	**73.50**	**69.82**
597-D15-6.0	D	15V @ 6A	**83.95**	**79.75**
597-E15-9.0	E	15V @ 9A	**115.50**	**109.73**
597-F15-15	F	12V@16A or 15V@15A	**184.51**	**178.97**
597-A24-0.5	B	24V @ 0.5A	**29.70**	**28.67**
597-B24-1.2	B	24V @ 1.2A	**34.50**	**32.77**
597-C24-2.4	C	24V @ 2.4A	**52.50**	**49.87**
597-N24-3.6	N	24V @ 3.6A	**73.50**	**69.82**
597-D24-4.8	D	24V @ 4.8A	**83.95**	**79.75**
597-E24-7.2	E	24V @ 7.2A	**114.90**	**109.72**
597-F24-12	F	24V@12A or 28V@10A	**184.51**	**178.97**
597-B28-1.0	B	28V @ 1.0A	**34.50**	**32.77**
597-C28-2.0	C	28V @ 2.0A	**52.50**	**49.87**
597-N28-3.0	N	28V @ 3.0A	**73.50**	**69.82**
597-D28-4.0	D	28V @ 4.0A	**83.95**	**79.75**
597-E28-6.0	E	28V @ 6.0A	**115.50**	**109.73**
597-B48-0.5	B	48V @ 0.5A	**36.50**	**34.68**
597-C48-1.0	C	48V @ 1.0A	**57.50**	**54.62**
597-D48-3.0	D	48V @ 3.0A	**88.77**	**84.78**
597-E48-4.0	E	48V @ 4.0A	**125.95**	**119.65**
597-B155-0.12	B	135-170V @ .12A	**41.95**	**39.85**
597-B200-0.12	B	175-210V @ .12A	**41.95**	**39.85**
597-B250-0.1	B	215-265V @ .1A	**41.95**	**39.85**

Specifications:

- AC input: 100/120/220/230-240VAC, +10%-13%, 47 to 63Hz
- Line regulation: ±0.05% for a +10% line change
- Load regulation: ±0.05% for a 50% load change
- Output ripple: 5.0mV max. peak-to-peak on 2-15V units 0.02% max. peak-to-peak on 24-250V units

Features:

- Meets UL, CSA, VDE, BPO, IEC, CEE, ECMA safety requirements
- Over voltage protection on 5 volt outputs (set at 6.2±0.4V)
- Chassis for ±15V (or less) are pre-drilled to accommodate 597-P12 and 597-P24 over voltage protection modules
- Two year warranty

1950
E133338

950

LR52143

Over Voltage Protection Modules

MOUSER STOCK NO.	Price Each 1	Price Each 10
597-P12	**7.95**	**7.80**
597-P24	**14.95**	**14.66**

Dual Output Models

MOUSER STOCK NO.	Case Style	Output #1	Output #2	Price Each 1	Price Each 10
597-AA512	AA	5V @ 2A	12-15V @ 0.5A	**52.50**	**49.88**
597-BB512	BB	5V @ 3A	12-15V @ 1.5A	**62.95**	**59.80**
597-CC512	CC	5V @ 6A	12-15V @ 2.5A	**99.50**	**94.53**
597-AD12-0.4	B	12V @ 0.4A	-12V @ 0.4A	**38.75**	**36.81**
597-AD15-0.4	B	15V @ 0.4A	-15V @ 0.4A	**38.75**	**36.80**
597-AA15-0.8	AA	12V @ 1A or 15V @ 0.8A	-12V @ 1A or -15V @ 0.8A	**45.00**	**42.75**
597-BB15-1.5	BB	12V @ 1.7A or 15V @ 1.5A	-12V @ 1.7A or -15V @ 1.5A	**57.50**	**54.62**
597-CC15-3.0	CC	12V @ 3.4A or 15V @3.0A	-12V @ 3.4A or -15V @ 3.0A	**91.91**	**87.87**
597-DD15-5	E	12-15V @ 5A	-12-15V @ 5A	**136.50**	**129.68**
597-AA24-0.6	AA	18-20V @ 0.4A or 24V @ 0.6A	-18-20V @ 0.4A or -24V @ 0.6A	**45.00**	**42.75**
597-BB24-1.2	BB	18-20V @ 0.9A or 24V @ 1.2A	-18-20V @ 0.9A or -24V @ 1.2A	**57.50**	**54.63**
597-CC24-2.4	CC	18-20V @ 1.8A or 24V @ 2.4A	-18-20V @ 1.8A or -24V @ 2.4A	**92.50**	**87.88**

Triple Output Models

MOUSER STOCK NO.	Case Style	Output #1	Output #2	Output #3	Price Each 1	Price Each 10
597-TAA-16W	AA	5V @ 2A	12 to 15V @ 0.4A	-12 to -15V @ 0.4A or -5V @ 0.4A	**57.75**	**54.86**
597-BAA-40W	BAA	5V @ 3A	12V @ 1A or 15V @ 0.8A	-12V @ 1A or -15V @ 0.8A or -5V @ 0.4A	**79.25**	**75.76**
597-BCC512	CC	5V @ 3A	12V @ 3.4A or 15V @ 3A	-12V @ 3.4A or -15V @ 3A	**122.25**	**119.70**
597-BCC524	CC	5V @ 3A	18-20V @ 1.8A or 24V @ 2.4A	-18-20V @ 1.8A or -24V @ 2.4A	**123.98**	**119.70**
597-CAA-60W	D	5V @ 6A	12 to 15V @ 1A	-12 to -15V @ 1A or -5V @ 0.4A	**94.50**	**89.77**
597-CBB-75W	CBB	5V @ 6A	12V @ 1.7A or 15V @ 1.5A	-12V @ 1.7A or -15V @ 1.5A or -5V @ 0.7A	**104.95**	**99.70**
597-CP131	131	5V @ 8A	12V @ 1.7A or 15V @ 1.5A	-12V @ 1.7A or -15V @ 1.5A or -5V @ 0.7A	**125.95**	**119.65**
597-DBB-105W	DBB	5V @ 12A	12V @ 1.7A or 15V @ 1.5A	-12V @ 1.7A or -15V @ 1.5A or -5V @ 0.7A	**141.50**	**134.43**
597-DCC-150W	DCC	5V @ 12A	12V @ 3.4A or 15V @ 3A	-12V @ 3.4A or -15V @ 3A	**162.50**	**154.38**

UNREGULATED POWER SUPPLIES

The IP500U series unregulated power supply line is designed for high current applications at low cost when full regulation is not required. This rugged, highly reliable power supply line is ideal for applications such as powering solenoids, relays, DC motors, lamps, and DC-DC converters.

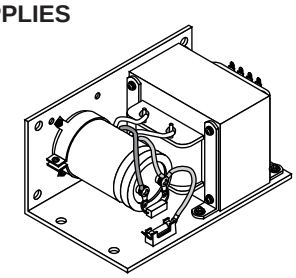

Specifications:

- AC input 47 to 63Hz
- 108/120/132/216/240/264VAC input selection
- Output ripple: 3%RMS @ full rated load, 4% on 12 volt model
- Efficiency @ full load: 80% typical
- UL recognized for USA and Canada, file no. 133338

1950
E133338

MOUSER STOCK NO.	Typical DC Output @ 120VAC Input: No Load	Half Load	Full Load	Amps Full Load	Price Each 1	Price Each 10
597-IP500U24	29.2	26.8	24.6	20	**160.79**	**155.25**
597-IP500U36	42.8	38.2	36.1	13.3	**187.05**	**180.60**
597-IP500U48	56.6	52.8	48.8	10	**160.79**	**155.25**
597-IP500U75	85.5	78.2	74.8	6.6	**187.05**	**180.60**

SPLIT-PACK® POWER TRANSFORMERS

The Triad Split-Pack® split bobbin transformer from MagneTek is an extremely versatile tool for PC board applications. Split-Pack® transformers are nonconcentrically wound with primaries and secondaries side-by-side. Unlike the secondary on-top-of-primary designs of standard PC board transformers, the split-bobbin winding and low capacitive coupling eliminate costly electrostatic shielding.

Features:

- Primary: 115/230V 50/60Hz
- Hi-pot tested at 2,500VRMS
- Class B UL recognized
- PC terminal pin spacing for accurate placement

Series connections: 230V
Primary: input 1 and 4, connect 2 and 3
Secondary: output 5 and 8, connect 6 and 7
Parallel connections: 115V
Primary: input 1 and 2, connect 1 and 3, 2 and 4
Secondary: output 5 and 6, connect 5 and 7, 6 and 8

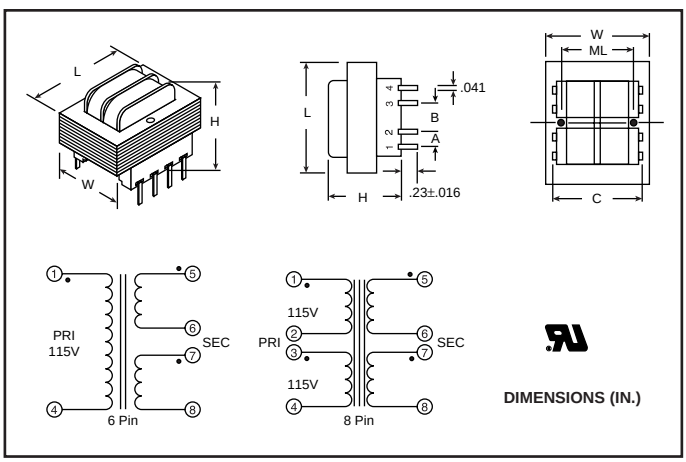

✻ Has 4 mounting holes on 2.188 x 1.75 centers

Power (VA)	Dimensions (In.)						
	H	W	L	ML	A	B	C
1.1	.9375	1.125	1.375	- - -	0.25	0.25	1.20
2.5	1.188	1.125	1.375	- - -	0.25	0.25	1.20
6.0	1.313	1.313	1.625	1.063	0.25	0.35	1.28
12.0	1.438	1.563	1.875	1.25	0.30	0.40	1.41
20.0	1.438	1.875	2.250	1.50	0.30	0.40	1.60
36.0	1.563	2.188	2.625	✻	0.40	0.40	1.85

Single Primary 115V, 6 Pins

For quantities greater than listed, call for quote.

MOUSER STOCK NO.	Power (VA)	Secondary Ratings		Price Each		
		Series	Parallel	1	10	25
553-F24-045	1.1	24.0VCT @ 0.045A	12.0V @ .09A	**7.51**	**6.38**	**5.71**
553-F10-250	2.5	10.0VCT @ 0.25A	5.0V @ 0.5A	**7.64**	**6.49**	**5.81**
553-F12-200	2.5	12.6VCT @ 0.2A	6.3V @ 0.4A	**7.64**	**6.49**	**5.81**
553-F16-150	2.5	16.0VCT @ 0.15A	8.0V @ 0.3A	**7.64**	**6.49**	**5.81**
553-F36-65	2.5	36.0VCT @ 0.065A	18.0V @ 0.13A	**7.64**	**6.49**	**5.81**
553-F12-500	6.0	12.6VCT @ 0.5A	6.3V @ 1.0A	**8.64**	**7.34**	**6.57**
553-F16-400	6.0	16.0VCT @ 0.4A	8.0V @ 0.8A	**8.64**	**7.34**	**6.57**
553-F20-300	6.0	20.0VCT @ 0.3A	10.0V @ 0.6A	**8.64**	**7.34**	**6.57**
553-F24-250	6.0	24.0VCT @ 0.25A	12.0V @ 0.5A	**8.64**	**7.34**	**6.57**
553-F28-200	6.0	28.0VCT @ 0.2A	14.0V @ 0.4A	**8.64**	**7.34**	**6.57**
553-F10-1200	12.0	10.0VCT @ 1.2A	5.0V @ 2.4A	**9.91**	**8.42**	**7.53**
553-F12-1000	12.0	12.6VCT @ 1.0A	6.3V @ 2.0A	**9.91**	**8.42**	**7.53**
553-F20-600	12.0	20.0VCT @ 0.6A	10.0V @ 1.2A	**9.91**	**8.42**	**7.53**
553-F24-500	12.0	24.0VCT @ 0.5A	12.0V @ 1.0A	**9.91**	**8.42**	**7.53**
553-F20-1000	20.0	20.0VCT @ 1.0A	10.0V @ 2.0A	**11.84**	**9.99**	**8.99**
553-F16-2250	36.0	16.0VCT @ 2.25A	8.0V @ 4.5A	**15.27**	**12.98**	**11.61**

Dual Primary 115V/230V, 8 Pins

For quantities greater than listed, call for quote.

553-FS48-023	1.1	48.0VCT @ 0.023A	24.0V @ 0.046A	**8.71**	**7.40**	**6.62**
553-FS10-250	2.5	10.0VCT @ 0.25A	5.0V @ 0.5A	**9.00**	**7.65**	**6.84**
553-FS12-200	2.5	12.6VCT @ 0.2A	6.3V @ 0.4A	**9.00**	**7.65**	**6.84**
553-FS16-150	2.5	16.0VCT @ 0.15A	8.0V @ 0.3A	**9.00**	**7.65**	**6.84**
553-FS24-100	2.5	24.0VCT @ 0.1A	12.0V @ 0.2A	**9.00**	**7.65**	**6.84**
553-FS36-65	2.5	36.0VCT @ 0.065A	18.0V @ 0.13A	**9.00**	**7.65**	**6.84**
553-FS48-050	2.5	48.0VCT @ 0.05A	24.0V @ 0.1A	**9.00**	**7.65**	**6.84**
553-FS10-600	6.0	10.0VCT @ 0.6A	5.0V @ 1.2A	**9.60**	**8.16**	**7.30**
553-FS12-500	6.0	12.6VCT @ 0.5A	6.3V @ 1.0A	**9.60**	**8.16**	**7.30**
553-FS16-400	6.0	16.0VCT @ 0.4A	8.0V @ 0.8A	**9.60**	**8.16**	**7.30**
553-FS20-300	6.0	20.0VCT @ 0.3A	10.0V @ 0.6A	**9.60**	**8.16**	**7.30**
553-FS24-250	6.0	24.0VCT @ 0.25A	12.0V @ 0.5A	**9.60**	**8.16**	**7.30**
553-FS28-200	6.0	28.0VCT @ 0.2A	14.0V @ 0.4A	**9.60**	**8.16**	**7.30**
553-FS36-170	6.0	36.0VCT @ 0.17A	18.0V @ 0.34A	**9.60**	**8.16**	**7.30**
553-FS12-1000	12	12.6VCT @ 1.0A	6.3V @ 2.0A	**11.00**	**9.35**	**8.36**
553-FS16-800	12	16.0VCT @ 0.8A	8.0V @ 1.6A	**11.00**	**9.35**	**8.36**
553-FS20-600	12	20.0VCT @ 0.6A	10.0V @ 1.2A	**11.00**	**9.35**	**8.36**
553-FS24-500	12	24.0VCT @ 0.5A	12.0V @ 1.0A	**11.00**	**9.35**	**8.36**
553-FS28-420	12	28.0VCT @ 0.42A	14.0V @ 0.84A	**11.00**	**9.35**	**8.36**
553-FS36-350	12	36.0VCT @ 0.35A	18.0V @ 0.7A	**11.00**	**9.35**	**8.36**
553-FS12-1600	20	12.6VCT @ 1.6A	6.3V @ 3.2A	**13.51**	**11.48**	**10.27**
553-FS20-1000	20	20.0VCT @ 1.0A	10.0V @ 2.0A	**13.51**	**11.48**	**10.27**
553-FS24-800	20	24.0VCT @ 0.8A	12.0V @ 1.6A	**13.51**	**11.48**	**10.27**
553-FS20-1800	36	20.0VCT @ 1.8A	10.0V @ 3.6A	**16.84**	**14.31**	**12.80**
553-FS24-1500	36	24.0VCT @ 1.5A	12.0V @ 3.0A	**16.84**	**14.31**	**12.80**
553-FS28-1300	36	28.0VCT @ 1.3A	14.0V @ 2.6A	**16.84**	**14.31**	**12.80**
553-FS36-1000	36	36.0VCT @ 1.0A	18.0V @ 2.0A	**16.84**	**14.31**	**12.80**

QUICK PACK® POWER TRANSFORMERS

The Triad Quick Pack® offers a significant reduction in size and weight for a given VA rating. They are available in 5 sizes for a wide variety of applications. Quick Pack® transformers are bobbin wound for reduced size and small operating space, plus split bobbin nonconcentric winding eliminates costly electrostatic shielding. Termination is suitable for quick connects or soldering.

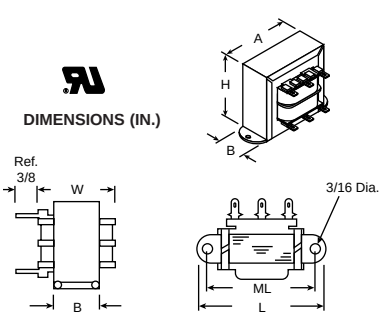

Features:

- Hi-pot tested at 2,500VRMS
- Class B insulation for max temperature of 130°C
- Terminal size is .187" x .021"
- UL recognized
- Mounting hole size: 0.188"

Output (VA)	Dimensions (In.)					
	L	W	H	A	B	ML
6.0	2.375	1.25	1.375	1.688	.688	2.000
12.0	2.813	1.375	1.625	1.938	.813	2.375
30.0	3.25	1.688	1.938	2.938	1.063	2.813
56.0	3.688	1.813	2.25	2.688	1.063	3.125
100.0	4.031	2.25	2.563	3.063	1.313	3.563

Single Primary 115VAC

For quantities greater than listed, call for quote.

MOUSER STOCK NO.	Output VA	Output Rating	Price Each		
			1	10	25
553-F4-12	6.0	12.6VCT @ 0.5A	**8.40**	**7.14**	**6.38**
553-F5-10	12.0	10.0VCT @ 1.2A	**9.20**	**7.82**	**6.99**
553-F5-12	12.0	12.6VCT @ 1.0A	**9.20**	**7.82**	**6.99**
553-F5-16	12.0	16.0VCT @ 0.8A	**9.20**	**7.82**	**6.99**
553-F6-12	30.0	12.6VCT @ 2.5A	**12.51**	**10.63**	**9.51**
553-F6-24	30.0	24.0VCT @ 1.25A	**12.51**	**10.63**	**9.51**
553-F7-20	56.0	20.0VCT @ 2.8A	**17.40**	**14.79**	**13.22**
553-F7-24	56.0	24.0VCT @ 2.4A	**17.40**	**14.79**	**13.22**
553-F8-24	100.0	24.0VCT @ 4.0A	**25.00**	**21.25**	**18.99**

Dual Primary 115/230VAC

For quantities greater than listed, call for quote.

553-FD5-16	12.0	16.0VCT @ 0.8A	**11.09**	**9.66**	**8.63**
553-FD6-12	30.0	12.6VCT @ 2.5A	**14.71**	**12.50**	**11.18**
553-FD6-20	30.0	20.0VCT @ 1.5A	**14.71**	**12.50**	**11.18**
553-FD7-16	56.0	16.0VCT @ 3.5A	**18.00**	**15.30**	**13.68**
553-FD7-24	56.0	24.0VCT @ 2.4A	**18.00**	**15.30**	**13.68**
553-FD7-36	56.0	36.0VCT @ 1.5A	**18.00**	**15.30**	**13.68**

FLAT PACK POWER TRANSFORMERS

The Triad Flat Pack power transformer from Magnetek is designed to meet the needs of low clearance PC board and solid state power designs. These units can also be used for control and instrumentation applications. Voltages and currents were chosen for widely used power applications. It is offered in a dual primary and dual secondary configuration.

Features:

- Split bobbin with side-by-side windings to reduce capacitance and eliminate the need for a static shield
- Low profile: Allows 3/4" card spacing for 2.5 VA units, allows 1" card spacing for 6 VA units, allows 1 1/4" card spacing for 12 VA units

Specifications:

- Hi-pot tested at 2000 V_{RMS}
- Primary: 115/230V, 50/60Hz

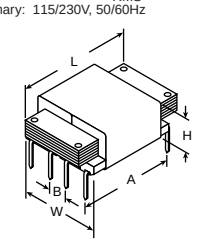

Power (VA)	Dimensions (In.)				
	H	W	L	A	B
2.5	.650	1.562	1.875	1.600	0.375
6.0	.875	1.562	1.875	1.600	0.375
12.0	1.062	2.000	2.500	2.000	0.500

MOUSER STOCK NO.	Power (VA)	Secondary Ratings		Price Each		
		Series	Parallel	1	10	25
553-FP10-250	2.5	10.0VCT @ 0.25A	5.0V @ 0.5A	**10.76**	**9.15**	**8.18**
553-FP12-200	2.5	12.6VCT @ 0.2A	6.3V @ 0.4A	**10.76**	**9.15**	**8.18**
553-FP30-85	2.5	30.0VCT @ 0.08A	15.0V @ 0.16A	**10.76**	**9.15**	**8.18**
553-FP10-600	6.0	10.0VCT @ 0.6A	5.0V @ 1.2A	**11.99**	**10.20**	**9.13**
553-FP12-475	6.0	12.6VCT @ 0.475A	6.3V @ 0.95A	**11.99**	**10.20**	**9.13**
553-FP16-375	6.0	16.0VCT @ 0.375A	8.0V @ 0.75A	**11.99**	**10.20**	**9.13**
553-FP20-300	6.0	20.0VCT @ 0.3A	10.0V @ 0.6A	**11.99**	**10.20**	**9.13**
553-FP24-250	6.0	24.0VCT @ 0.25A	12.0V @ 0.5A	**11.99**	**10.20**	**9.13**
553-FP30-200	6.0	30.0VCT @ 0.2A	15.0V @ 0.4A	**11.99**	**10.20**	**9.13**
553-FP40-150	6.0	40.0VCT @ 0.15A	20.0V @ 0.3A	**11.99**	**10.20**	**9.13**
553-FP230-25	6.0	230.0VCT @ 0.025A	115.0V @ 0.05A	**11.99**	**10.20**	**9.13**
553-FP12-950	12.0	12.6VCT @ 0.95A	6.3V @ 1.9A	**13.99**	**11.90**	**10.64**
553-FP16-750	12.0	16.0VCT @ 0.75A	8.0V @ 1.5A	**13.99**	**11.90**	**10.64**
553-FP20-600	12.0	20.0VCT @ 0.6A	10.0V @ 1.2A	**13.99**	**11.90**	**10.64**
553-FP24-500	12.0	24.0VCT @ 0.5A	12.0V @ 1.0A	**13.99**	**11.90**	**10.64**
553-FP30-400	12.0	30.0VCT @ 0.4A	15.0V @ 0.8A	**13.99**	**11.90**	**10.64**
553-FP34-340	12.0	34.0VCT @ 0.34A	17.0V @ 0.68A	**13.99**	**11.90**	**10.64**
553-FP40-300	12.0	40.0VCT @ 0.3A	20.0V @ 0.6A	**13.99**	**11.90**	**10.64**

PC MOUNT - WORLD SERIES™

Specifications:

- Primary: 115/230V, 50/60Hz
- VA ranges: 2.5 to 56.0
- Hi-pot tested @ 4,000VRMs

VA	Dimensions (In.)							Mounting		
	H	W	D	A	B	C	Pin	ML	MD	MW
2.5	1.125	1.625	1.3125	.200	.250	1.000	.025 sq.	1.0625	- - - -	- - - -
5.0	1.375	1.625	1.3125	.200	.400	1.000	.025 sq.	1.0625	- - - -	- - - -
10.0	1.375	1.875	1.5625	.200	.400	1.140	.036 sq.	1.250	- - - -	- - - -
20.0	1.625	2.250	1.875	.400	.400	1.460	.036 sq.	1.500	- - - -	- - - -
30.0	1.5625	2.625	2.1875	.550	.275	1.680	.045 sq.	- - - -	1.750	2.1875
56.0	1.8125	3.000	2.500	.600	.300	1.900	.045 sq.	- - - -	2.000	2.500

For quantities greater than listed, call for quote.

MOUSER STOCK NO.	VA	Secondary		Price Each		
		Series	Parallel	1	10	25
553-VPP10250	2.5	10.0V CT @ 0.25A	5.0V @ 0.5A	9.62	8.18	7.31
553-VPP10500	5.0	10.0V CT @ 0.5A	5.0V @ 1.0A	10.36	8.81	7.87
553-VPP101000	10.0	10.0V CT @ 1.0A	5.0V @ 2.0A	11.60	9.86	8.82
553-VPP102000	20.0	10.0V CT @ 2.0A	5.0V @ 4.0A	14.11	12.00	10.72
553-VPP103000	30.0	10.0V CT @ 3.0A	5.0V @ 6.0A	16.22	13.79	12.33
553-VPP105600	56.0	10.0V CT @ 5.6A	5.0V @ 11.2A	19.84	16.86	15.08
553-VPP12200	2.5	12.6V CT @ 0.2A	6.3V @ 0.4A	9.62	8.18	7.31
553-VPP12400	5.0	12.6V CT @ 0.4A	6.3V @ 0.8A	10.36	8.81	7.87
553-VPP12800	10.0	12.6V CT @ 0.8A	6.3V @ 1.6A	11.60	9.86	8.82
553-VPP121600	20.0	12.6V CT @ 1.6A	6.3V @ 3.2A	14.11	12.00	10.72
553-VPP122400	30.0	12.6V CT @ 2.4A	6.3V @ 4.8A	16.22	13.79	12.33
553-VPP124400	56.0	12.6V CT @ 4.4A	6.3V @ 8.8A	19.84	16.86	15.08
553-VPP16150	2.5	16.0V CT @ 0.15A	8.0V @ 0.3A	9.62	8.18	7.31
553-VPP16310	5.0	16.0V CT @ 0.31A	8.0V @ 0.62A	10.36	8.81	7.87
553-VPP16620	10.0	16.0V CT @ 0.62A	8.0V @ 1.25A	11.60	9.86	8.82
553-VPP161250	20.0	16.0V CT @ 1.25A	8.0V @ 2.5A	14.11	12.00	10.72
553-VPP161900	30.0	16.0V CT @ 1.9A	8.0V @ 3.8A	16.22	13.79	12.33
553-VPP163500	56.0	16.0V CT @ 3.5A	8.0V @ 7.0A	19.84	16.86	15.08
553-VPP20120	2.5	20.0V CT @ 0.12A	10.0V @ 0.24A	9.62	8.18	7.31
553-VPP20250	5.0	20.0V CT @ 0.25A	10.0V @ 0.5A	10.36	8.81	7.87
553-VPP20500	10.0	20.0V CT @ 0.5A	10.0V @ 1.0A	11.60	9.86	8.82

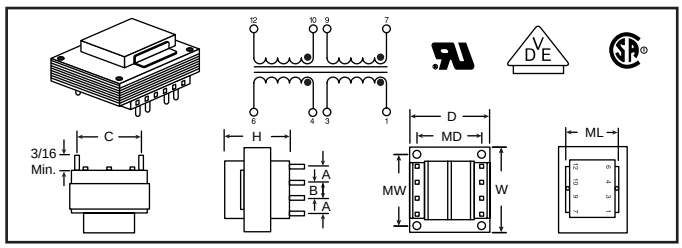

For quantities greater than listed, call for quote.

MOUSER STOCK NO.	VA	Secondary		Price Each		
		Series	Parallel	1	10	25
553-VPP201000	20.0	20.0V CT @ 1.0A	10.0V @ 2.0A	14.11	12.00	10.72
553-VPP201500	30.0	20.0V CT @ 1.5A	10.0V @ 3.0A	16.22	13.79	12.33
553-VPP202800	56.0	20.0V CT @ 2.8A	10.0V @ 5.6A	19.84	16.86	15.08
553-VPP24100	2.5	24.0V CT @ 0.1A	12.0V @ 0.2A	9.62	8.18	7.31
553-VPP24210	5.0	24.0V CT @ 0.21A	12.0V @ 0.42A	10.36	8.81	7.87
553-VPP24420	10.0	24.0V CT @ 0.42A	12.0V @ 0.84A	11.60	9.86	8.82
553-VPP24830	20.0	24.0V CT @ 0.83A	12.0V @ 1.66A	14.11	12.00	10.72
553-VPP241250	30.0	24.0V CT @ 1.25A	12.0V @ 2.50A	16.22	13.79	12.33
553-VPP242330	56.0	24.0V CT @ 2.33A	12.0V @ 4.66A	19.84	16.86	15.08
553-VPP28090	2.5	28.0V CT @ 0.09A	14.0V @ 0.18A	9.62	8.18	7.31
553-VPP28180	5.0	28.0V CT @ 0.18A	14.0V @ 0.36A	10.36	8.81	7.87
553-VPP28360	10.0	28.0V CT @ 0.36A	14.0V @ 0.72A	11.60	9.86	8.82
553-VPP28720	20.0	28.0V CT @ 0.72A	14.0V @ 1.44A	14.11	12.00	10.72
553-VPP281060	30.0	28.0V CT @ 1.06A	14.0V @ 2.12A	16.22	13.79	12.33
553-VPP282000	56.0	28.0V CT @ 2.0A	14.0V @ 4.0A	19.84	16.86	15.08
553-VPP36070	2.5	36.0V CT @ 0.07A	18.0V @ 0.14A	9.62	8.18	7.31
553-VPP36140	5.0	36.0V CT @ 0.14A	18.0V @ 0.28A	10.36	8.81	7.87
553-VPP36280	10.0	36.0V CT @ 0.28A	18.0V @ 0.56A	11.60	9.86	8.82
553-VPP36560	20.0	36.0V CT @ 0.56A	18.0V @ 1.12A	14.11	12.00	10.72
553-VPP36820	30.0	36.0V CT @ 0.82A	18.0V @ 1.64A	16.22	13.79	12.33
553-VPP361560	56.0	36.0V CT @ 1.56A	18.0V @ 3.12A	19.84	16.86	15.08

CHASSIS MOUNT - WORLD SERIES™

Specifications:

- Quick connect terminals
- Hi-pot tested @ 4,000VRMs
- Primary: 115/230V, 50/60Hz

For quantities greater than listed, call for quote.

MOUSER STOCK NO.	Fig.	VA	Secondary		Price Each		
			Series	Parallel	1	10	25
553-VPS122000	A	25	12.6V CT @ 2.0A	6.3V @ 4.0A	15.40	13.09	11.70
553-VPS123400	A	43	12.6V CT @ 3.4A	6.3V @ 6.8A	19.64	16.69	14.93
553-VPS126300	B	80	12.6V CT @ 6.3A	6.3V @ 12.6A	26.84	22.81	20.40
553-VPS161600	A	25	16.0V CT @ 1.6A	8.0V @ 3.2A	15.40	13.09	11.70
553-VPS162700	A	43	16.0V CT @ 2.7A	8.0V @ 5.4A	19.64	16.69	14.93
553-VPS165000	B	80	16.0V CT @ 5.0A	8.0V @ 10.0A	26.84	22.81	20.40
553-VPS241000	A	25	24.0V CT @ 1.0A	12.0V @ 2.0A	15.40	13.09	11.70
553-VPS241800	A	43	24.0V CT @ 1.8A	12.0V @ 3.6A	19.64	16.69	14.93
553-VPS243300	B	80	24.0V CT @ 3.3A	12.0V @ 6.6A	26.84	22.81	20.40
553-VPS36700	A	25	36.0V CT @ 0.7A	18.0V @ 1.4A	15.40	13.09	11.70
553-VPS361200	A	43	36.0V CT @ 1.2A	18.0V @ 2.4A	19.64	16.69	14.93
553-VPS362200	B	80	36.0V CT @ 2.2A	18.0V @ 4.4A	26.84	22.81	20.40
553-VPS230110	A	25	230.0V CT @ 0.11A	115.0V @ 0.22A	15.40	13.09	11.70
553-VPS230190	A	43	230.0V CT @ 0.19A	115.0V @ 0.38A	19.64	16.69	14.93
553-VPS230350	B	80	230.0V CT @ 0.35A	115.0V @ 0.7A	26.84	22.81	20.40

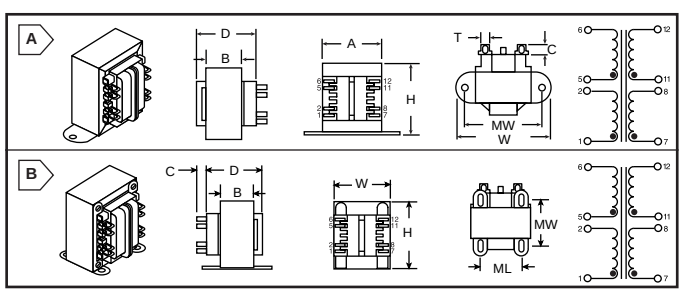

VA	Dimensions (In.)							Mounting	
	H	W	D	A	B	C	T	MW	ML
25	2.3125	2.8125	1.9375	2.000	1.125	.3125	.1875	2.375	- - - -
43	2.6875	3.125	2.000	2.3125	1.125	.3125	.1875	2.8125	- - - -
80	3.000	2.500	2.3125	- - - -	1.375	.3125	.1875	2.000	2.250

ISOLATION POWER TRANSFORMERS

For isolating equipment from direct connection to the power line. The primary and secondary are nonconcentric precision wound on separate arbors, assembled on a laminate core side by side separated by insulation. This prevents electrical connection, under normal or overload conditions, between the primary and secondary windings.

Specifications:

- Secondary voltage: ±5%
- Leakage current from primary to secondary is rated at less than 50µA and is typically measured at less than 10µA
- Hi-pot tested at 1500V
- Units with "M" suffix have 2-wire 6' cord, plug and socket.
- Line cord, plug and receptacle are UL listed and verified to meet federal specifications

§ = Split winding ✻ Has 2 wire plug, cord, and socket

For quantities greater than listed, call for quote.

	MOUSER STOCK NO.	Fig.	Power (VA)	Primary Voltages	Secondary Ratings		Mounting Hole Size (In.)	Dimensions (In.)					Price Each		
					Volts	Amps		H	W	D	MW	MD	1	10	25
	553-N48X	A	15	115	115	0.13	0.188	1.938	3.313	2.0	2.813	- - -	14.49	12.28	10.87
	553-N51X	A	35	115	115	0.3	0.188	2.281	3.688	2.125	3.125	- - -	14.98	12.73	11.38
	553-N68X	A	50	115/230§	115	0.435	0.188	2.281	3.688	2.125	3.125	- - -	19.40	16.45	14.56
✻	553-N54M	B	150	115	115	1.3	0.375 x 0.188	3.875	3.281	4.25	2.50	3.0	54.98	46.73	41.78
	553-N67A	C	150	115/230§	115	1.3	0.375 x 0.188	3.875	3.281	3.875	2.50	3.0	42.24	35.83	31.71
	553-N66A	C	250	115/230§	115	2.17	0.375 x 0.188	4.625	3.938	4.625	3.0	3.625	62.16	52.71	46.64
	553-N77U	D	100	115/230	115	0.86	0.203 x 0.375	3.4375	2.8125	3.0	2.25	2.50	30.69	25.99	23.32

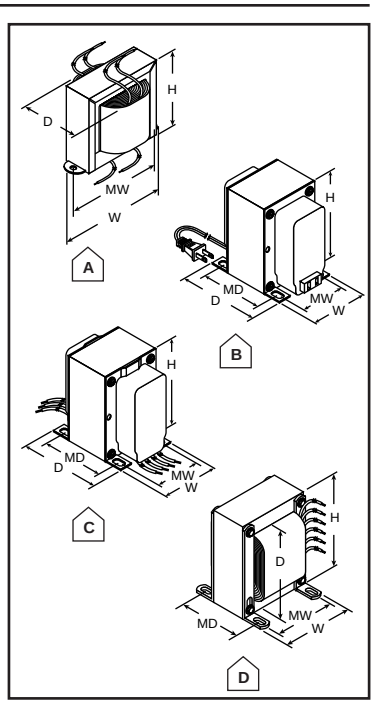

STEP-UP/STEP-DOWN AUTOTRANSFORMERS

Single winding transformers in which the primary coil is a fraction of the entire winding for voltage step-up or the secondary coil is a fraction of the entire winding for voltage step-down.

Specifications:

- 50/60Hz line frequency
- Hi-pot tested at 1,500 VRMS
- Secondary voltage: ±5
- Units with "M" suffix have 2-wire 6' cord, plug and socket
- Units with "MG" suffix have 3-wire 6' cord, plug and socket

✻ Has 2 wire plug, cord, and socket

For quantities greater than listed, call for quote.

	553-N1X	A	50	230	115	0.435	0.188	2.281	3.688	2.0	3.125	- - -	11.01	9.36	8.37
	553-N2X	A	100	230	115	0.87	0.188	2.625	4.0	2.063	3.625	- - -	16.18	13.75	12.30
✻	553-N3M	B	85	230	115	0.74	0.375 x 0.188	3.594	2.969	2.875	2.813	1.625	29.31	24.86	22.00
	553-N3MG	B	85	230	115	0.74	0.375 x 0.188	3.594	2.969	3.50	2.25	2.125	40.80	34.68	29.99
✻	553-N4M	B	150	230	115	1.3	0.375 x 0.188	3.594	2.969	3.625	2.25	2.375	40.36	34.31	30.67
	553-N4MG	B	150	230	115	1.3	0.375 x 0.188	3.594	2.969	4.25	2.25	2.875	54.98	46.73	41.78
	553-N6U	D	200	230	115	1.7	0.203 x 0.375	3.375	2.813	2.813	2.25	2.25	31.36	26.65	23.83
✻	553-N5M	B	250	230	115	2.17	0.375 x 0.188	3.875	3.281	4.25	2.50	3.0	47.24	38.65	35.90
	553-N5MG	B	250	230	115	2.17	0.375 x 0.188	3.875	3.281	4.813	2.50	3.5	67.60	57.46	51.38
✻	553-N7M	B	600	230	115	5.22	0.375 x 0.188	4.625	3.938	5.0	3.0	3.875	56.04	47.53	42.06
	553-N7MG	B	600	230	115	5.22	0.375 x 0.188	4.625	3.938	5.0	3.0	3.875	76.02	64.62	57.78
	553-N9MG	B	1250	230	115	10.85	0.656 x 0.28	5.313	4.50	6.0	3.50	4.50	150.29	127.75	114.22
	553-N150MG	B	150	115	230	0.65	0.375 x 0.188	3.594	2.969	3.313	2.25	2.125	54.98	46.73	41.78
	553-N250MG	B	250	115	230	1.1	0.375 x 0.188	3.875	3.25	3.688	2.25	2.438	67.60	57.46	51.38
	553-N1000MG	B	1000	115	230	4.35	0.5 x 0.25	5.375	4.50	5.50	3.50	4.125	125.96	106.99	95.73

MagneTek Power Supply Transformers

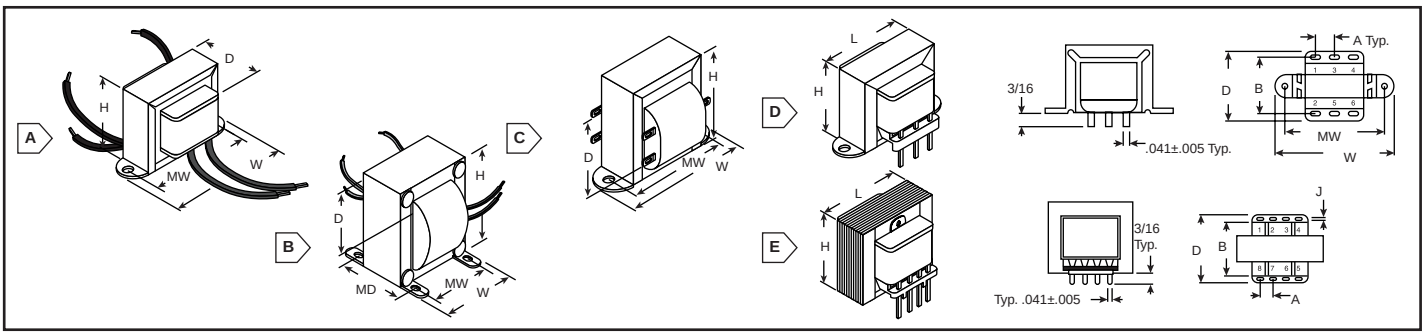

Use these power supply transformers for direct use or in transformer, rectifier, and filter circuits. They are single primary with single or double and multiple secondaries in standard size and weight configurations.

Single Secondary

• Primary: 115/230 50/60Hz

MOUSER STOCK NO.	Fig.	Primary Voltage	Secondary Ratings		Connections	Mounting Hole Size (In.)	Dimensions (In.)					Price Each			
			Volts	Amps			H	W	D	MW	MD	1	10	25	50
✻ 553-F-1X	A	115	2.5CT	3.0	Leads	0.188	1.625	2.813	1.625	2.375	- - -	10.47	8.87	7.85	7.06
553-F-7X	A	115	5.0CT	3.0	Leads	0.188	1.938	3.313	2.00	2.813	- - -	13.11	11.22	9.93	8.94
553-F-13X	A	115	6.3	0.6	Leads	0.188	1.375	2.375	1.375	2.00	- - -	7.91	6.78	6.00	5.40
553-F314X	A	115/230	6.3CT	1.2	Leads	0.188	1.625	2.813	1.625	2.375	- - -	13.64	11.56	10.23	9.21
✻ 553-F-14X	A	115	6.3CT	1.2	Leads	0.188	1.625	2.813	1.625	2.453	- - -	10.60	8.99	7.99	7.21
553-F-16X	A	115	6.3CT	3.0	Leads	0.188	1.938	3.313	2.00	2.813	- - -	12.51	10.61	9.39	8.45
553-F-18X	A	115	6.3CT	6.0	Leads	0.188	2.594	4.00	2.25	3.563	- - -	17.13	14.53	12.85	11.57
✻ 553-F217X	A	115	12.0	1.2	Leads	0.188	2.00	3.25	1.75	2.813	- - -	11.87	10.06	8.91	8.02
553-F-114X	A	115	12.0	0.7	Leads	0.188	1.625	2.813	1.625	2.375	- - -	9.07	7.71	6.89	6.17
✻ 553-F224X	A	115	12.6	3.0	Leads	0.188	2.25	3.75	2.125	3.125	- - -	16.24	13.62	12.05	10.85
553-F325X	A	115/230	12.6CT	1.5	Leads	0.188	1.938	3.313	2.00	2.813	- - -	13.91	11.79	10.44	9.39
553-F-70X	A	115	12.6CT	1.0	Leads	0.188	1.938	3.313	1.750	2.813	- - -	11.22	9.42	8.34	7.50
553-F-25X	A	115	12.6CT	1.5	Leads	0.188	1.938	3.313	2.00	2.813	- - -	11.38	9.63	8.52	7.67
✻ 553-F-44X	A	115	12.6CT	2.0	Leads	0.188	1.938	3.313	2.00	2.813	- - -	13.80	11.71	10.36	9.32
553-F-344X	A	115/230	12.6CT	2.0	Leads	0.188	1.938	3.313	2.00	2.813	- - -	14.36	12.21	10.91	9.76
553-F112X	A	115	14.0CT	0.25	Leads	0.188	1.375	2.375	1.375	2.00	- - -	10.40	8.84	7.90	6.99
553-F251X	A	115	14.0CT	2.0	Leads	0.188	2.25	1.688	1.938	3.125	- - -	13.67	11.62	10.39	9.30
553-F253U	B	115	14.0CT	6.0	Leads	0.203 x 0.375	3.375	2.813	2.875	2.25	2.375	34.73	29.52	26.39	23.62
553-F-250X	A	115	14.0CT	1.0	Leads	0.188	1.938	3.25	1.75	2.813	- - -	12.49	10.62	9.49	8.49
553-F255X	A	115	20.0CT	2.0	Leads	0.188	2.563	4.00	2.25	3.563	- - -	17.71	15.02	13.29	11.97
✻ 553-F-46X	A	115	24.0	1.0	Leads	0.188	1.938	3.25	2.125	2.813	- - -	10.89	9.26	8.28	7.41
553-F3116X	A	115/230	24.0CT	0.2	Leads	0.188	1.375	2.375	1.50	2.00	- - -	12.13	10.28	9.10	8.19
553-F193U	B	115	24.0CT	4.0	Leads	0.203 x 0.375	3.813	3.125	2.813	2.50	2.125	28.96	24.56	21.74	19.56
553-F-115X	A	115	24.0CT	0.085	Leads	0.188	1.188	2.063	1.375	1.750	- - -	9.67	8.20	7.26	6.53
553-F-116X	A	115	24.0CT	0.2	Leads	0.188	1.375	2.375	1.50	2.00	- - -	10.08	8.67	7.75	6.94
553-F-117X	A	115	24.0CT	0.4	Leads	0.188	1.625	2.813	1.625	2.375	- - -	11.12	9.23	8.53	7.63
553-F-118X	A	115	24.0CT	0.7	Leads	0.188	2.00	3.25	2.00	2.813	- - -	11.95	10.26	9.17	8.21
✻ 553-F-45X	A	115	24.0CT	1.0	Leads	0.188	1.938	3.313	2.00	2.813	- - -	10.93	9.29	8.31	7.34
553-F345X	A	115/230	24.0CT	1.0	Leads	0.188	1.938	3.313	2.00	2.813	- - -	13.38	11.36	10.05	9.05
553-F-192X	A	115	24.0CT	2.0	Leads	0.188	2.594	4.00	2.25	3.563	- - -	17.20	14.57	12.89	11.60
553-F260U	B	115	24.0CT	6.0	Leads	.203 x .375	3.750	3.125	3.50	2.50	2.875	39.64	33.69	30.13	26.96
553-F401U	B	115	24.0CT	10.0	Leads	.203 x .375	4.125	3.438	3.750	2.750	3.0	43.11	36.64	32.76	29.31
553-F-57X	A	115	25.2CT	1.0	Leads	0.188	1.938	3.563	2.00	2.188	- - -	11.87	10.06	8.91	8.02
553-F-41X	A	115	25.2CT	2.0	Leads	0.188	2.594	4.00	2.25	3.563	- - -	14.58	12.39	10.99	9.91
553-F-341X	A	115/230	25.2CT	2.0	Leads	0.188	2.594	4.00	2.25	3.563	- - -	18.51	15.73	13.99	12.59
553-F-56X	A	115	25.2CT	2.8	Leads	0.188	2.656	4.00	2.25	3.563	- - -	18.78	15.94	14.10	12.69
553-F-40X	A	115	26.8CT	1.0	Leads	0.188	1.938	3.313	2.00	2.813	- - -	12.00	10.20	9.12	8.16
553-F-340X	A	115/230	26.8CT	1.0	Leads	0.188	2.594	4.00	2.25	2.563	- - -	17.53	14.87	13.16	11.84
553-F3185U	B	115/230	28.0CT	2.0	Leads	0.203 x 0.375	3.063	2.50	2.438	2.00	2.25	19.02	16.16	14.46	12.93
553-F-54X	A	115	35.0CT	1.5	Leads	0.188	2.594	4.00	2.25	3.563	- - -	17.62	15.13	13.53	12.11

✻-60Hz

Multiple Secondary

✻# 553-F243U	B	115	18.0CT	4.0	Lugs	0.203 x 0.375	3.50	4.125	3.25	3.438	2.25	46.27	39.33	34.99	31.46

#-Windings may be connected in series to obtain their combined voltage when properly phased. Current will be equal to the current of the lowest winding.
Example: Two 6.3V windings @ 2A in series would be 12.6V @ 2A. Windings may also be connected in parallel to obtain combined current.
Example: Two 6.3V windings @ 2A in a parallel would be 6.3V @ 4A.

✻-60Hz

Primary: 115/230 Volts/Secondaries: 12/24 Volts

MOUSER STOCK NO.	Fig.	Power VA	Secondary Ratings		Connections	Mounting Hole Size (In.)	Dimensions (In.)					Price Each			
			Series	Parallel			H	W	D	MW	MD	1	10	25	50
553-F107Z	C	48	24.0CT @ 2.0A	12.0V @ 4.0A	Lugs	0.188	3.125	3.625	2.375	3.125	- - -	17.24	14.65	13.10	11.72
553-F108U	B	96	24.0CT @ 4.0A	12.0V @ 8.0A	Lugs	0.203 x 0.375	3.406	2.813	3.188	2.25	2.25	31.53	26.75	23.67	21.31
553-F214U	B	96	48.0CT @ 2.0A	24.0V @ 4.0A	Lugs	0.203 x 0.375	3.406	2.813	3.188	2.25	2.625	31.22	26.35	22.04	20.71
553-F109U	B	192	24.0CT @ 8.0A	12.0V @ 16.0A	Lugs	0.203 x 0.375	4.188	3.438	3.563	2.75	3.00	58.69	49.89	44.60	39.91

PC Mount Single Primary 115V, 50/60Hz, Dual Secondaries

MOUSER STOCK NO.	Fig.	Power VA	Secondary Ratings		Mounting Hole Size (In.)	Dimensions (In.)							Price Each			
			Series	Parallel		H	W	D	L	A	B	MW	1	10	25	50
553-F143XP	D	4.5	30.0V CT @ 0.150A	15.0V @ 0.300A	0.188	1.438	2.375	1.25	1.703	0.406	1.094	2.00	10.83	9.29	8.31	7.43

PC Mount Dual Primary 115/230V, 50/60Hz, Dual Secondaries

553-F3132P	E	1.5	15.0CT @ 0.1A	7.5V @ 0.2A	0.188	1.188	- - -	1.125	- - -	1.203	1.00	- - -	7.40	6.29	5.62	4.99
553-F333P	E	1.5	30.0V CT @ 0.05A	15.0V @ 0.100A	0.188	1.188	- - -	1.125	- - -	1.203	1.00	- - -	8.62	7.33	6.55	5.86
553-F372P	E	24	16.0V CT @ 1.5A	8.0V @ 3.0A	0.188	1.375	- - -	2.25	1.625	0.25	2.109	- - -	11.11	9.44	8.44	7.55

Universal, 115 Volts with X Case

• Hi-pot tested @ 1,500VRMS

MOUSER STOCK NO.	Fig.	Power Voltage	Secondary Ratings		Connections	Mounting Hole Size (In.)	Dimensions (In.)					Price Each			
			AC Volts	DC Amps			H	W	D	MW	MD	1	10	25	50
† 553-F90X	A	115	10-20CT - 40CT	0.1	Leads	0.188	1.625	1.813	1.625	2.375	- - -	12.74	10.94	9.78	8.75

†-Tapped primary to produce lower voltages

Power and Variable Transformers

HiQ™ POWER TRANSFORMERS

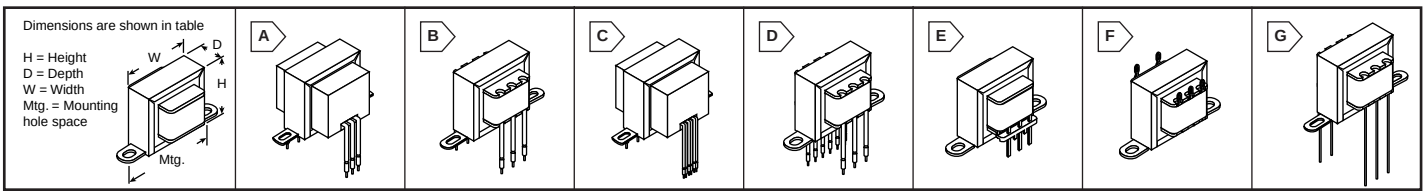

These Hi-Q power transformers feature 115VAC/60Hz primaries, in six popular outputs. They have 6" color coded leads for positive identification. UL rating on many of these allow for hassle-free design of finished products.

- Lead color coding: primary = black, secondary = red/white
- Full load voltage tolerance: ±2%
- Voltage regulation: <15%
- Hi-pot test voltage: 1500VAC 60Hz for 60 seconds
- Coil-to-coil insulation: 200MΩ @ 500VDC

✻ As indicated E93874(S)

Heavy Duty Power Transformers

For quantities greater than listed, call for quote.

MOUSER STOCK NO.	Fig.	Secondary		Dimensions (In.)				Price Each		
		Volts	Amps	H	W	D	Mtg.	1	10	100
41FD200	B	6.3CT	.2	1.3	1.5	1.1	1.9	4.06	3.38	3.07
41FD300	B	6.3CT	.3	1.5	1.75	1.3	2.1	4.42	3.69	3.36
41FD600	B	6.3CT	.6	1.72	2.0	1.5	2.35	4.68	3.89	3.54
41LD010	B	6.3CT	1.0	1.67	1.97	1.56	2.37	8.35	7.21	6.56
41FD010	B	6.3CT	1.0	1.65	2.0	1.9	2.4	4.79	3.99	3.63
41FD030	B	6.3CT	3.0	1.95	2.5	1.95	2.8	6.98	5.82	5.29
✻ 41LF100	A	10.0CT	.1	1.25	1.5	1.2	1.8	5.12	4.28	3.87
✻ 41LF010	A	10.0CT	1.0	2.01	2.36	2.32	2.82	9.87	9.54	8.68
✻ 41LF020	A	10.0CT	2.0	2.01	2.36	2.32	2.82	12.06	10.05	9.14
41LG100	A	12.6CT	.1	1.25	1.5	1.2	1.8	5.26	4.38	3.99
41FG100	B	12.6CT	.1	1.25	1.5	1.0	1.71	2.74	2.28	2.07
41FG200	B	12.6CT	.2	1.25	1.5	1.25	1.9	3.43	2.89	2.63
41FG300	B	12.6CT	.3	1.65	1.75	1.55	2.1	3.84	3.20	2.91
41LG300	A	12.6CT	.3	1.4	1.68	1.5	2.05	6.15	5.13	4.66
41FG600	B	12.6CT	.6	1.65	2.1	1.5	2.3	5.18	4.31	3.92
41LG600	A	12.6CT	.6	1.75	2.0	1.9	2.4	8.65	7.21	6.56
41FG010	B	12.6CT	1.0	1.75	2.1	1.6	2.3	5.85	4.88	4.43
✻ 41LG010	A	12.6CT	1.0	1.75	2.0	2.1	2.4	9.60	8.26	7.51
✻ 41LG015	A	12.6CT	1.5	2.02	2.35	2.32	2.72	12.08	10.06	9.14
41FG020	B	12.6CT	2.0	2.0	2.35	2.1	2.9	11.29	9.60	8.73
41FJ200	B	18.0CT	.2	1.5	1.7	1.4	2.1	4.29	3.59	3.27
41FJ300	B	18.0CT	.3	1.5	1.7	1.4	2.1	4.55	3.79	3.44
41FJ600	B	18.0CT	.6	1.75	2.0	1.6	2.4	6.49	5.39	4.91
41FJ010	B	18.0CT	1.0	1.95	2.4	1.65	2.9	8.28	6.89	6.27
✻ 41LJ015	A	18.0CT	1.5	2.01	2.36	2.32	2.82	12.24	10.25	9.31
41FJ020	B	18.0CT	2.0	2.25	2.63	2.25	3.2	9.36	7.79	7.08
41FK200	B	24.0CT	.2	1.5	1.75	1.4	2.1	4.29	3.59	3.27
41FK300	B	24.0CT	.3	1.69	1.97	1.5	2.48	4.99	4.17	3.79
41FK600	B	24.0CT	.6	1.7	2.0	1.7	2.3	7.44	6.19	5.64
41FK010	B	24.0CT	1.0	1.95	2.35	1.9	2.8	8.28	6.89	6.27
✻ 41LK015	A	24.0CT	1.5	2.01	2.36	2.32	2.82	14.18	11.83	10.74
✻ 41LK020	A	24.0CT	2.0	2.25	2.7	2.82	3.12	20.58	18.71	16.99
✻ 41LK100	A	25.2CT	.1	1.5	1.75	1.55	2.1	6.35	5.29	4.81
✻ 41LK200	A	25.2CT	.2	1.4	1.68	1.65	2.05	6.72	5.69	5.18
✻ 41LK010	A	25.2CT	1.0	2.0	2.5	2.25	2.8	11.73	10.66	9.69

Dual Secondary Power Transformers

For quantities greater than listed, call for quote.

MOUSER STOCK NO.	Fig.	Dual Secondary Volts	Amps	Dimensions (In.)				Price Each		
				H	W	D	Mtg.	1	10	100
41HG010	C	12.6CT/12.6CT	1.0	1.9	2.35	2.1	2.82	13.67	12.43	11.30
41HK200	C	24.0CT/24.0CT	.2	1.65	2.0	1.85	2.35	8.17	7.43	6.75
41HK010	C	24.0CT/24.0CT	1.0	2.25	2.7	2.82	3.15	22.09	20.08	18.25

Multi-Tapped Power Transformer

Secondary voltages are as shown. 6" leads are color coded for easy identification. The secondary common is black.

- Current rating: .3A
- Primary rating: 115/220, 50/60Hz

For quantities greater than listed, call for quote.

MOUSER STOCK NO.	Fig.	Secondary Volts	Dimensions (In.)				Price Each		
			H	W	D	Mtg.	1	10	100
41FW300	D	12.0, 9.0, 6.0, 4.5, 3.0	1.375	1.75	1.5	2.05	3.22	2.68	2.44

Plug in Power Transformers

For quantities greater than listed, call for quote.

MOUSER STOCK NO.	Fig.	Secondary		Dimensions (In.)				Price Each		
		Volts	Amps	H	W	D	Mtg.	1	10	100
41WG100	E	12.6CT	.1	1.25	1.5	1.0	1.8	6.20	4.96	3.93
41WG010	E	12.6CT	1.0	1.65	2.0	1.48	2.35	10.52	8.76	7.97
41WJ300	E	18.0CT	.3	1.41	1.7	1.6	2.05	6.85	5.65	5.13
41WK200	E	24.0CT	.2	1.42	1.7	1.24	2.05	7.46	6.20	5.65

Heavy Duty Power Transformers With Solder Lug Terminals

41CD010	F	6.3CT	1.0	1.69	2.01	1.42	2.4	8.87	8.04	7.31
41CG100	F	12.6CT	.1	1.26	1.44	1.14	1.73	5.24	4.68	4.25
41CG300	F	12.6CT	.3	1.42	1.69	1.34	2.05	6.34	5.46	4.97
41CG020	F	12.6CT	2.0	2.01	2.32	1.89	2.79	12.27	10.22	9.30

PC Mounting Power Transformers

For quantities greater than listed, call for quote.

41PG006	G	12.6CT	.06	1.05	1.18	1.0	1.65	2.76	2.29	2.09
41PG120	G	12.0CT	.12	1.25	1.5	1.05	1.75	3.34	2.78	2.53
41PG300	G	12.6CT	.3	1.38	1.75	1.25	2.05	3.04	2.53	2.30
41PG600	G	12.6CT	.6	1.75	2.0	1.5	2.36	5.18	4.31	3.92
41PK100	G	24.0CT	.1	1.5	1.75	1.25	2.05	3.44	2.89	2.63
41PK200	G	24.0CT	.2	1.4	1.75	1.33	2.05	4.55	3.79	3.43
41PK600	G	24.0CT	.6	1.75	2.0	1.58	2.4	6.35	5.29	4.81

STACO ENERGY PRODUCTS CO. VARIABLE TRANSFORMERS AC VOLTAGE CONTROLS

DIMENSIONS (IN.)

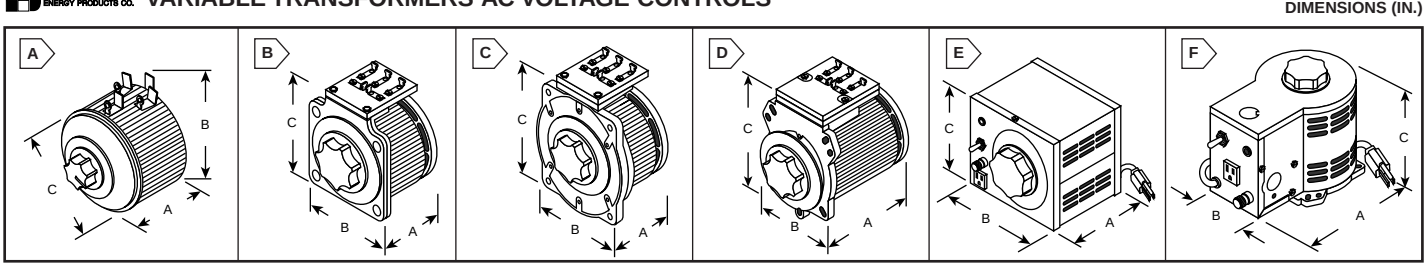

Open models are for back of panel mounting. Equipped with screw type or solder connection and adaptors for 1/4" push-on connectors. Portable cord and plug models feature ventilated steel case, on-off switch, pilot light, fuse, 3 prong grounded cord with matching receptacle.

Features:

- Non-isolated
- 240V models will operate with either 120V or 240V input
- All models 50/60Hz except 5874-1210 60Hz only

LR18948

MOUSER STOCK NO.	Fig.	Output		Dimensions (In.)			Cross Reference		Price Each	
		Volts	Amps	A	B	C	Superior	Ohmite	1	5
5874-171	A	0-120/132	1.75	1.88	3.28	2.94	10C	VT1	57.00	54.15
5874-221B	A	0-120/132	2.5	2.13	3.28	2.94	10C	- - -	59.00	56.05
5874-291	A	0-120/132	3	2.31	3.28	2.94	- - -	VT3	68.00	64.60
5874-501	B	0-120/140	5	3.06	3.75	5.00	21	VT5	106.00	100.70
5874-1520	C	0-240/280	9.5	4.63	6.13	6.81	226U	- - -	248.00	235.60
5874-1010	D	0-120/140	10	4.16	5.00	6.09	116CU	VT10	129.00	122.55
5874-1020	D	0-240/280	3.5	4.16	5.00	6.09	216CU	VT10H	174.00	165.30
5874-1210	D	0-120	12.0	4.16	5.00	6.09	117CU	VT10	145.00	137.75
5874-3PN501	E	0-120/140	5	4.47	6.06	5.38	- - -	VT5FC	188.00	178.60
5874-3PN1010	F	0-120/140	10	6.88	3.19	4.44	3PN116C	VT8FC	200.00	190.00

HiQ™ Audio Transformers

DIMENSIONS (IN.)

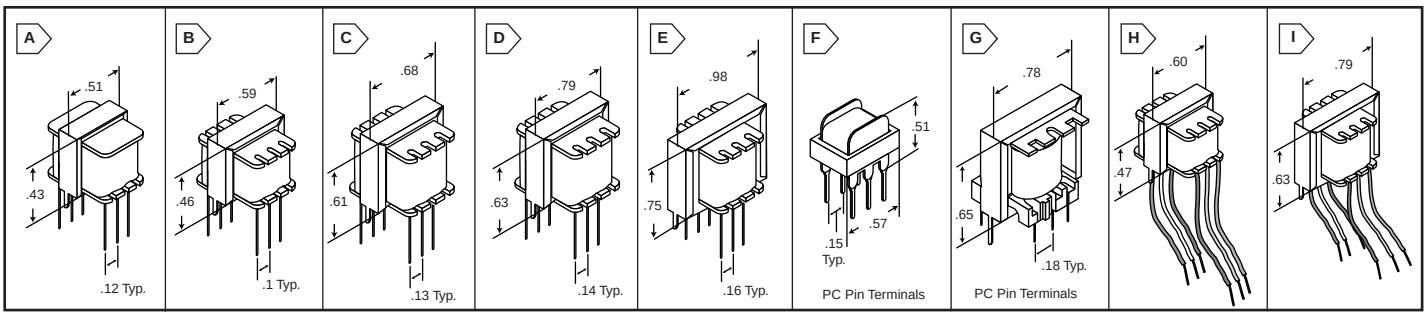

PC LEADS

✻ Dual Secondaries

MOUSER STOCK NO.	Fig.	Impedance (Ω) Pri.	Impedance (Ω) Sec.	Resistance (Ω) Pri.	Resistance (Ω) Sec.	Application (Typical)	Price Each 1	Price Each 10	Price Each 100
Microminiature Core Type EI-12, 75mW Max Output									
42TC030	A	100 CT	100 CT	9.12	7.20	Coupling	2.76	2.30	2.09
42TC001	A	500 CT	8 CT	44	1	Output	3.19	2.66	2.42
42TC016	A	600 CT	600 CT	68	55	Coupling	3.19	2.66	2.42
42TC013	A	1K CT	8 CT	55	1	Output	3.19	2.76	2.52
42TC021	A	4.0K CT	600 CT	173	45.5	Coupling	3.00	2.50	2.27
42TC019	A	10K CT	600 CT	375	62.6	Coupling	3.07	2.56	2.33
Ultraminiature Core Type EI-14, 75mW Max Output									
42TL030	B	100 CT	100 CT	10.9	9.10	Coupling	1.58	1.32	1.20
42TL004	B	200 CT	8 CT	12	1	Output	1.60	1.38	1.25
42TL023	B	300 CT	600 CT	30	35	Coupling	1.60	1.38	1.25
42TL001	B	500 CT	8 CT	35	1	Output	1.52	1.38	1.25
42TL026	B	500 CT	16 CT	43	1.9	Output	1.74	1.45	1.32
42TL009	B	500 CT	500 CT	40	38	Interstage	1.57	1.38	1.25
42TL031	B	600 CT	100 CT	42.8	20.2	Coupling	1.69	1.39	1.26
42TL016	B	600 CT	600 CT	65	55	Coupling	1.52	1.38	1.25
42TL020	B	600 CT	900 CT	36	50	Coupling	1.60	1.38	1.25
42TL008	B	800 CT	8 CT	40	1	Output	1.52	1.38	1.25
42TL013	B	1K CT	8 CT	60	1	Output	1.52	1.38	1.25
42TL027	B	1K CT	2K CT	130	140	Coupling	1.57	1.38	1.25
42TL003	B	1.2K CT	8 CT	80	1	Output	1.52	1.38	1.25
42TL011	B	1.5K CT	500 CT	120	55	Interstage	1.57	1.38	1.25
42TL022	B	1.5K CT	600 CT	125	55	Coupling	1.60	1.38	1.25
42TL021	B	4K CT	600 CT	148	64	Coupling	1.52	1.38	1.25
42TL018	B	7K CT	10K CT	400	385	Interstage	2.05	1.71	1.55
42TL024	B	10K CT	500 CT	530	136	Coupling	2.09	1.74	1.58
42TL019	B	10K CT	600 CT	450	100	Coupling	2.09	1.74	1.58
42TL002	B	10K CT	2K CT	500	200	Driver	1.82	1.59	1.44
42TL012	B	10K CT	5K CT	900	500	Interstage	2.46	2.05	1.86
42TL218	B	10K CT	10K CT	715	583	Interstage	2.16	1.80	1.64
42TL025	B	17K CT	1K CT	693	146	Coupling	2.16	1.80	1.64
42TL017	B	20K CT	600 CT	693	66	Coupling	1.90	1.59	1.44
42TL006	B	20K CT	1K CT	600	110	Interstage	1.93	1.61	1.47
Dual Secondary Ultraminiature Core Type EI-14, 75mW Max Output									
✻ 42TL028	B	600 CT	600/600	72	56/56	Coupling	1.82	1.56	1.41
Micro-Subminiature Core Type EI-16, 100mW Max Output									
42MC001	C	500 CT	8 CT	80	3.5	Output	1.93	1.61	1.47
42MC009	C	500 CT	500 CT	30	28	Interstage	1.93	1.61	1.47
42MC003	C	1.2K CT	8 CT	80	1	Output	1.89	1.56	1.43
Core Type EI-19, 200mW Max Output									
42TM030	D	100 CT	100 CT	9.25	7.80	Coupling	1.68	1.40	1.27
42TM004	D	200 CT	8 CT	12	1	Output	1.93	1.61	1.47
42TM010	D	350 CT	8 CT	20	1	Output	1.93	1.61	1.47
42TM118	D	400 CT	8 CT	40	1	Output	1.93	1.61	1.47
42TM001	D	500 CT	8 CT	26	1	Output	1.91	1.52	1.38
42TM026	D	500 CT	16 CT	50	5	Output	1.93	1.61	1.47
42TM009	D	500 CT	500 CT	50	40	Interstage	1.91	1.52	1.38
42TM031	D	600 CT	100 CT	30.1	14.3	Coupling	1.83	1.53	1.39
42TM023	D	600 CT	300 CT	55	30	Coupling	1.93	1.61	1.47
42TM016	D	600 CT	600 CT	65	55	Coupling	1.91	1.52	1.38
42TM020	D	600 CT	900 CT	36	50	Coupling	1.93	1.61	1.47
42TM008	D	800 CT	8 CT	40	1	Output	1.93	1.61	1.47
42TM013	D	1K CT	8 CT	75	1	Output	1.91	1.52	1.38
42TM027	D	1K CT	2K CT	85	85	Coupling	1.93	1.61	1.47
42TM003	D	1.2K CT	8 CT	80	1	Output	1.91	1.52	1.38
42TM011	D	1.5K CT	500 CT	120	50	Interstage	1.93	1.61	1.47
42TM022	D	1.5K CT	600 CT	65	45	Coupling	1.93	1.61	1.47
42TM021	D	4K CT	600 CT	244	77	Coupling	1.93	1.61	1.47
42TM114	D	4.6K CT	20 CT	300	2	Input	2.32	1.93	1.76
42TM113	D	8K	3K CT	300	200	Driver	2.41	2.01	1.83
42TM024	D	10K CT	500 CT	550	150	Coupling	2.32	1.93	1.76

PC LEADS

✻ Dual Secondaries

MOUSER STOCK NO.	Fig.	Impedance (Ω) Pri.	Impedance (Ω) Sec.	Resistance (Ω) Pri.	Resistance (Ω) Sec.	Application (Typical)	Price Each 1	Price Each 10	Price Each 100
Core Type EI-19, 200mW Max Output									
42TM019	D	10K CT	600 CT	600	100	Coupling	2.36	1.96	1.78
42TM002	D	10K CT	2K CT	600	155	Driver	2.41	2.01	1.83
42TM012	D	10K CT	5K CT	900	500	Interstage	2.55	2.13	1.93
42TM018	D	10K CT	10K CT	550	500	Interstage	2.36	1.89	1.72
42TM025	D	17K CT	1K CT	700	150	Coupling	2.64	2.20	2.00
42TM006	D	20K CT	1K CT	900	70	Interstage	2.41	2.01	1.83
42TM017	D	25K CT	600 CT	1000	80	Coupling	2.64	2.20	2.00
42TM117	D	50K CT	1K CT	1.2K	42	Input	2.64	2.20	2.00
Dual Secondary Core Type EI-19, 200mW Max Output									
✻ 42TM028	D	600 CT	600/600	78	65/60	Coupling	2.64	2.20	2.00
Miniature Core Type EI-24, 400mW Max Output									
42TU048	E	48 CT	8 CT	2.5	.5	Output	2.55	2.20	2.01
42TU120	E	120 CT	8CT	7	.7	Output	2.64	2.30	2.10
42TU200	E	200 CT	8 CT	12	.5	Output	2.64	2.30	2.10
42TU400	E	500 CT	8 CT	18	.7	Output	2.54	2.30	2.10
42TU500	E	500 CT	500 CT	35	28	Interstage	2.64	2.30	2.10
42TU016	E	600 CT	600 CT	65	55	Coupling	2.43	2.20	2.01
42TU008	E	800 CT	8 CT	40	1	Output	2.64	2.30	2.10
42TU013	E	1K CT	8 CT	75	1	Output	2.64	2.30	2.10
42TU003	E	1.2K CT	8 CT	75	1	Output	2.64	2.30	2.10
42TU011	E	1.5K CT	500 CT	120	50	Interstage	2.64	2.30	2.10
42TU019	E	10K CT	600 CT	600	100	Coupling	2.64	2.30	2.10
42TU002	E	10K CT	2K CT	600	155	Driver	2.64	2.30	2.10
42TU012	E	10K CT	5K CT	425	220	Interstage	2.64	2.30	2.10

PC Pin Terminals

Microminiature Core Type EI-14, 75mW Max Output									
42XL001	F	500 CT	8 CT	35	1	Output	2.99	2.29	2.06
42XL009	F	500 CT	500 CT	40	38	Interstage	2.99	2.29	2.06
42XL031	F	600 CT	100 CT	74	28	Coupling	2.40	2.00	1.82
42XL016	F	600 CT	600 CT	65	55	Coupling	2.99	2.29	2.06
42XL003	F	1.2K CT	8 CT	80	1	Output	2.99	2.29	2.06
42XL002	F	10K CT	2K CT	580	200	Driver	2.99	2.29	2.06
Micro-Subminiature Core Type EI-19, 100mW Max Output									
42XM016	G	600 CT	600 CT	65	55	Coupling	3.14	2.62	2.39
42XM012	G	10K CT	5K CT	900	500	Interstage	2.89	2.41	2.19

Dual Secondaries with PC Leads

Core Type EI-19, 200mW Max Output									
42TM028	D	600 CT	600/600	78	65/60	Coupling	2.64	2.20	2.00
Ultraminiature Core Type EI-14, 75mW Max Output									
42TL028	B	600 CT	600/600	78	56/56	Coupling	1.82	1.56	1.41

2 1/4" Leads

Ultraminiature Core Type EI-14, 75mW Max Output									
42KL001	H	500 CT	8 CT	36	1	Driver	2.16	1.82	1.65
42KL002	H	10K CT	2K CT	500	200	Driver	2.53	2.11	1.91

2" Leads

Subminiature Core Type EI-19, 200mW Max Output									
42KM001	I	500 CT	8 CT	20	1	Output	2.53	2.11	1.91
42KM008	I	800 CT	8 CT	40	1	Output	2.16	1.82	1.65
42KM014	I	1K CT	8 CT	40	.8	Output	2.53	2.11	1.91
42KM003	I	1.2K CT	8 CT	80	1	Output	2.53	2.11	1.91
42KM002	I	10K CT	2K CT	570	155	Driver	2.69	2.24	2.04
42KM006	I	18K CT	1K CT	900	70	Driver	2.69	2.24	2.04
42KM019	I	20K CT	4 CT	1000	.5	Output	2.39	1.99	1.81

SHIELDED AUDIO TRANSFORMERS

Epoxy encapsulated. Metal shielded to reduce magnetic cross coupling and electrostatic fields.

MOUSER STOCK NO.	Impedance (Ω) Primary	Impedance (Ω) Secondary	Resistance (Ω) Primary	Resistance (Ω) Secondary	Price Each 1	Price Each 10	Price Each 100
429-7201	500 CT	8 CT	35	1	3.79	3.09	2.81
429-7209	500 CT	500 CT	40	38	3.79	3.09	2.81
429-7216	600 CT	600 CT	65	55	3.79	3.09	2.81

DIMENSIONS (IN.)

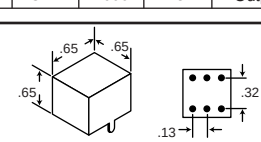

MOUSER STOCK NO.	Impedance (Ω) Primary	Impedance (Ω) Secondary	Resistance (Ω) Primary	Resistance (Ω) Secondary	Price Each 1	Price Each 10	Price Each 100
429-7218	7K CT	10K CT	400	385	3.79	3.09	2.81
429-7202	10K CT	2K CT	580	200	3.79	3.09	2.81

Audio Transformers

MagneTek MINIATURE AUDIO TRANSFORMERS

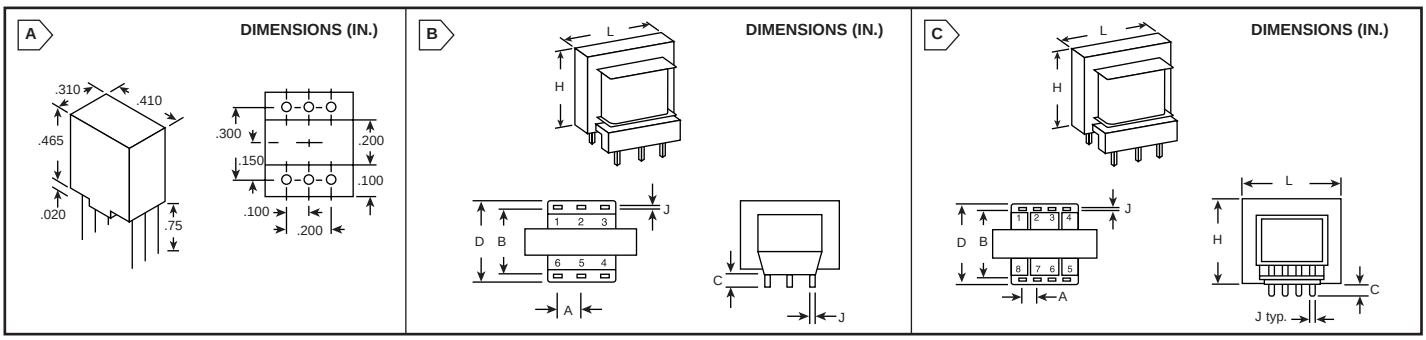

Red Spec High-Reliability Audio Transformers

Features:

- Impedance matching: 10% over frequency range
- Hi-pot tested at 1000 V_{RMS}
- Meets MIL-T-27D
- MIL Type: TF5S21ZZ (transformers) TF5S20ZZ (chokes)

MOUSER STOCK NO.	Fig.	Impedance		DC Resistance		Power (mW)	Working Voltage	Frequency Response	Price Each				
		Primary (Ω)	Secondary (Ω)	Primary (Ω)	Secondary (Ω)				1	10	25	50	100
553-SP4	A	200K CT	1K CT	5300	100	10	150VDC	300Hz-50KHz	**21.29**	**17.99**	**16.18**	**14.48**	
553-SP5	A	50K CT	1K CT	3800	75	25	150VDC	300Hz-50KHz	**21.14**	**17.97**	**15.99**	**14.38**	
553-SP20	A	10K CT	1.2K CT	1050	200	50	150VDC	300Hz-50KHz	**20.84**	**17.71**	**15.84**	**14.17**	**Call**
553-SP21	A	10K CT	2K CT	1050	330	50	150VDC	300Hz-50KHz	**21.21**	**17.99**	**16.12**	**14.42**	**For**
553-SP22	A	10K	2K CT/500§	1050	146/168§	50	150VDC	300Hz-50KHz	**21.69**	**18.44**	**16.48**	**14.75**	**Quote**
553-SP29	A	10K CT	500 CT	1050	80	50	150VDC	300Hz-50KHz	**20.01**	**16.99**	**15.21**	**13.61**	
553-SP33	A	1K	50	145	8.0	50	150VDC	300Hz-50KHz	**17.25**	**14.66**	**13.11**	**11.73**	
553-SP42	A	150 CT	12	18	2.7	50	150VDC	300Hz-50KHz	**15.51**	**13.18**	**11.79**	**10.55**	
553-SP48	A	7.5K CT	12	796	2.9	50	150VDC	300Hz-50KHz	**18.39**	**15.63**	**13.98**	**12.51**	
553-SP49	A	300	600	41	98	50	150VDC	300Hz-50KHz	**21.98**	**18.68**	**16.70**	**14.95**	
553-SP50	A	500 CT	600	67	98	50	150VDC	300Hz-50KHz	**16.31**	**13.86**	**12.39**	**10.99**	
553-SP51	A	900 CT	600	104	96	50	150VDC	300Hz-50KHz	**19.12**	**16.25**	**14.53**	**12.99**	
553-SP52	A	1.5K CT	600	168	92	50	150VDC	300Hz-50KHz	**21.29**	**17.99**	**16.18**	**14.48**	
553-SP66	A	10K CT	10K CT	1000	1300	50	150VDC	300Hz-50KHz	**16.93**	**14.39**	**12.87**	**11.51**	
553-SP67	A	600 CT	600 CT	72	92	50	150VDC	300Hz-50KHz	**18.64**	**15.84**	**14.17**	**12.68**	
553-SP68	A	10K	10K CT2.5K§	1000	565/650§	50	150VDC	300Hz-50KHz	**22.33**	**18.98**	**16.97**	**15.18**	
553-SP69	A	600	600 CT/150§	72	40/45§	50	150VDC	300Hz-50KHz	**18.56**	**15.78**	**14.11**	**12.62**	
553-SP70	A	600	600	72	92	50	150VDC	300Hz-50KHz	**17.48**	**14.86**	**13.28**	**11.89**	**Call**
Choke													**For**
553-SP128	A	0.1 HY	- - -	15.0	- - -	- - -	150VDC	300Hz-50KHz	**11.81**	**9.99**	**8.98**	**7.99**	**Quote**
Shield													
553-SP310	A	- - -	- - -	- - -	- - -	- - -	- - -	- - -	**2.76**	**2.35**	**2.09**	**1.88**	

§ = Split winding

TY Series Plug-In PC Audio Transformers

Features:

- Impedance matching: 10% over frequency range

MOUSER STOCK NO.	Fig.	Power	Impedance		Primary Current (mA)	Frequency Response	Dimensions (In.)							Price Each				
			Primary (Ω)	Secondary (Ω)			H	D	L	A	B	C	J	1	10	25	50	100
553-TY141P	B	100mW	10K CT	10K CT	4	200-15KHz	.625	.594	.813	.188	.422	.188	.042	**3.89**	**3.31**	**2.96**	**2.65**	
553-TY142P	B	100mW	10K CT	2K CT	4	200-15KHz	.625	.594	.813	.188	.422	.188	.042	**3.89**	**3.31**	**2.96**	**2.65**	**Call**
553-TY144P	B	100mW	15K CT	15K CT	4	200-15KHz	.625	.594	.813	.188	.422	.188	.042	**3.89**	**3.31**	**2.96**	**2.65**	**For**
553-TY145P	B	100mW	600 CT	600 CT	15	200-15KHz	.625	.594	.813	.188	.422	.188	.042	**3.89**	**3.31**	**2.96**	**2.65**	**Quote**
553-TY146P	C	1 watt	600 CT/150§	600 CT/150§	- - -	200-15KHz	1.125	1.125	1.375	.203	1.031	.188	.042	**7.22**	**6.14**	**5.49**	**4.91**	

§ = Split winding

I.F. TRANSFORMERS

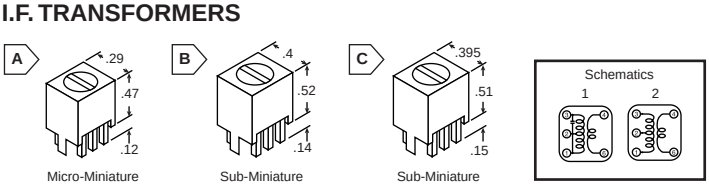

Micro-Miniature PC Mounting

For quantities greater than listed, call for quote.

MOUSER STOCK NO.	Fig.	Impedance Pri : Sec	Application (Typical)	Cap Color	Schem.	Turns Ratio Pri : Sec	Price Each			
							1	10	100	500
455KHz										
42IF201	A	50K : 500	1st IF	Yel	1	22 : 1	**1.37**	**1.14**	**1.03**	**.94**
42IF202	A	30K : 500	2nd IF	White	1	22 : 1	**1.37**	**1.14**	**1.03**	**.94**
42IF203	A	20K : 5K	3rd IF	Black	1	8 : 1	**1.37**	**1.14**	**1.03**	**.94**
796KHz										
42IF200	A	Osc.	Tuning	Red	2	12 : 1	**1.37**	**1.14**	**1.03**	**.94**
10.7MHz										
42IF222	A	1K : 300	2nd & 3rd IF	Org	1	8 : 1	**1.42**	**1.18**	**1.07**	**.98**
42IF223	A	25K : 1K	1st IF	Green	1	8 : 1	**1.42**	**1.18**	**1.07**	**.98**
Variable Frequency (Capacitor-less)										
42IF224	A	15K : 300	2nd & 3rd IF	Org	2	8 : 1	**1.37**	**1.14**	**1.03**	**.94**

Sub-Miniature PC Mounting

For quantities greater than listed, call for quote.

MOUSER STOCK NO.	Fig.	Impedance Pri : Sec	Application (Typical)	Cap Color	Schem.	Turns Ratio Pri : Sec	Price Each			
							1	10	100	500
455KHz										
42IF101	C	60K : 600	1st IF	Yel	1	22 : 1	**.79**	**.71**	**.65**	**.60**
42IF301	B	50K : 500	1st IF	Yel	1	20 : 1	**1.30**	**1.09**	**.99**	**.90**
42IF102	C	30K : 500	2nd IF	White	1	22 : 1	**.79**	**.71**	**.65**	**.60**
42IF302	B	30K : 500	2nd IF	White	1	22 : 1	**1.30**	**1.09**	**.99**	**.90**
42IF103	C	20K : 6K	3rd IF	Black	1	6 : 1	**.79**	**.71**	**.65**	**.60**
42IF303	B	20K : 5K	3rd IF	Black	1	7 : 1	**1.30**	**1.09**	**.99**	**.90**
796KHz										
42IF300	B	Osc.	Tuning	Red	2	10 : 1	**1.30**	**1.09**	**.99**	**.90**
42IF100	C	Osc.	Tuning	Red	2	13 : 1	**.79**	**.71**	**.65**	**.60**
42IF110	C	Osc.	Tuning	Red	2	35 : 1	**.63**	**.57**	**.52**	**.48**
10.7 MHz										
42IF122	C	15K : 300	2nd & 3rd IF	Brown	1	14 : 1	**.79**	**.71**	**.65**	**.60**
42IF129	C	15K : 100	2nd & 3rd IF	Black	1	18 : 1	**.79**	**.71**	**.65**	**.60**
42IF123	C	25K : 4K	1st IF	Green	1	7 : 1	**.79**	**.71**	**.65**	**.60**
Variable Frequency (Capacitor-less)										
42IF104	C	50K : 500	1st IF	Yel	2	22 : 1	**.79**	**.71**	**.65**	**.60**
42IF106	C	20K : 5K	3rd IF	Black	2	6 : 1	**.79**	**.71**	**.65**	**.60**
42IF124	C	15K : 300	2nd & 3rd IF	Org	2	14 : 1	**.63**	**.57**	**.52**	**.48**

Atech Communication Transformers and Modules

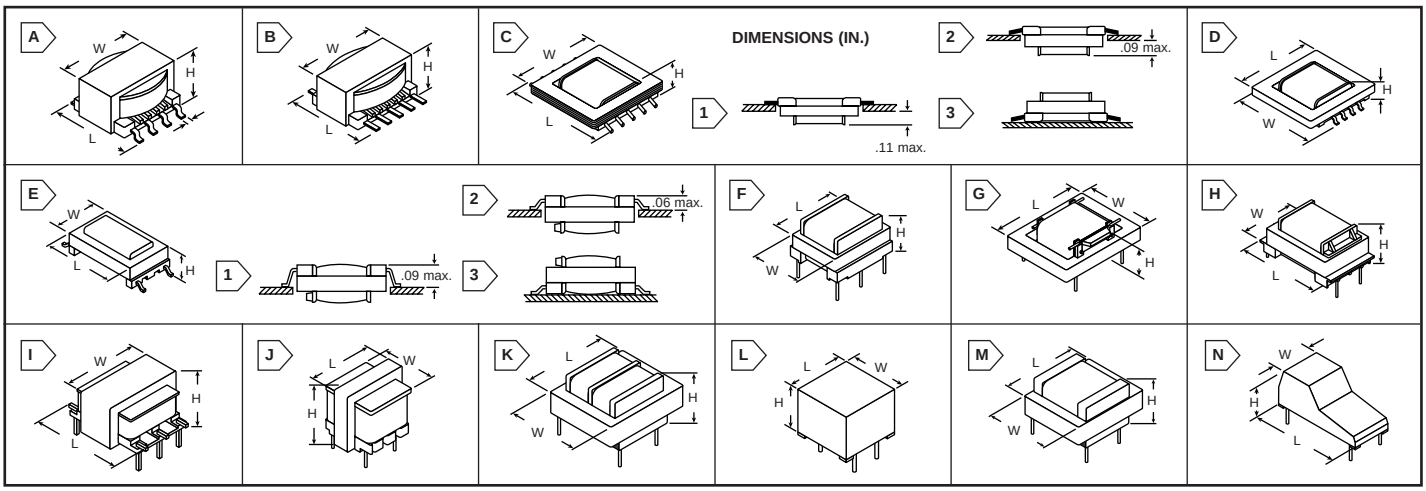

PCMCIA / SURFACE MOUNT MODEM TRANSFORMERS

For quantities greater than listed, call for quote.

MOUSER STOCK NO.	Fig.	Impedance		Insertion Loss dB	Resistance (Ω)		Dielectric Strength	Crosses	Dimensions (In.)			Price Each		
		Pri.	Sec.		Pri.	Sec.			L	W	H	1	10	25
421-ATS033	A	600	600	1.0	55	43	1500	Midcom 671-8234	.492	.394	.228	6.48	5.40	4.91
421-ATS065	A	600	445	1.4	63	86	1500	Midcom 671-8258	.689	.610	.307	8.45	7.04	6.40
421-ATS084	B	600	445	1.4	63	86	1500	Midcom 671-8258	.689	.610	.284	8.45	7.04	6.40
421-ATS107	C1	600	295	3.15	160	145	1500	Midcom 671-8274	.807	.650	.165	7.39	6.16	5.60
421-ATS108	C2	600	295	3.15	160	145	1500	Midcom 671-8274	.80	.650	.165	7.39	6.16	5.60
421-ATS113	C3	600	295	3.15	160	145	1500	Midcom 671-8274R	.80	.650	.165	7.10	5.92	5.38
421-ATS125	D	600	348	2.6	132	132	1500	Midcom 671-8269	.709	.669	.236	6.44	5.28	4.80
421-ATS158A	E1	600	348	2.6	136	128	1250	- - - - - -	.417	.315	.169	6.59	5.49	4.99
421-ATS168	E2	600	348	2.6	136	128	1250	- - - - - -	.417	.315	.169	7.15	5.89	5.39
421-ATS169	E3	600	348	2.6	136	128	1250	- - - - - -	.417	.315	.173	6.89	5.75	5.25

POCKET/LAPTOP MODEM TRANSFORMERS

- Pin-compatible to allow upgrading to higher modem speeds
- Small size, suitable for laptop and pocket modems

For quantities greater than listed, call for quote.

421-ATS007	F	600	600	1.3	55	65	3750	Midcom 671-8240	.539	.539	.429	5.43	4.53	4.11
421-ATS081	F	600	600	1.15	52	75	1500	Midcom 671-8255	.539	.539	.429	6.34	5.28	4.80
421-ATS082	F	600	442	1.9	86	91	3750	Midcom 671-8265	.539	.539	.429	6.34	5.28	4.80
421-ATS088	F	600	442	1.8	80	87	1500	Midcom 671-8264	.539	.539	.429	6.34	5.28	4.80
421-ATS119	F	600	324	2.9	140	140	1500	Midcom 671-8300	.539	.539	.429	7.25	6.04	5.49
421-ATS134	F	600	301	3.2	150	150	3750	Midcom 671-8291	.539	.539	.429	7.66	6.38	5.80

LOW PROFILE MODEM TRANSFORMERS

For quantities greater than listed, call for quote.

MOUSER STOCK NO.	Fig.	Impedance		Insertion Loss dB	DC Current mA	Resistance (Ω)		Dielectric Strength	Crosses	Dimensions (In.)			Price Each		
		Pri.	Sec.			Pri.	Sec.			L	W	H	1	10	25
421-ATS124	G	600	374	2.0	0	108	120	1500	Midcom 671-8031	1.024	.906	.472	5.74	4.78	4.35
421-ATS126	G	600	374	2	0	108	120	1500	Midcom 671-8025	1.024	.906	.472	4.84	4.03	3.66
421-ATS128	G	600	301	3.0	0	150	150	1500	Midcom 671-8039	1.024	.906	.472	6.49	5.41	4.92
421-ATS138	G	600	470	2.0	80	108	120	1250	- - - - - -	.906	.906	.472	2.36	1.97	1.79

THRU HOLE MODEM TRANSFORMERS

421-ATS001	H	600	600	1.7	80	78	105	1500	- - - - - -	1.181	.767	.532	2.75	2.29	2.09
421-ATS003	H	600	600	2.7	80	147	104	3750	- - - - - -	1.181	.767	.496	2.49	2.08	1.89
421-ATS030	H	600	600	1.7	90	75	100	1500	Tamura TTC-143	1.181	.767	.532	5.22	4.35	3.95
421-ATS037	I	600	530	.85	0	45	45	1500	Midcom 671-1538	1.103	.780	.469	7.39	6.16	5.60
421-ATS040	J	600	600	.8	0	40	50	1500	- - - - - -	.787	.689	.709	4.29	3.58	3.25
421-ATS075	K	600	600	1.0	0	25	25	3750	- - - - - -	.772	.661	.394	5.99	4.99	4.55
421-ATS079	L	600	560	1.3	0	65	65	4000	- - - - - -	.713	.713	.55	6.98	5.82	5.29
421-ATS079A	L	600	560	1.3	0	65	65	4000	- - - - - -	.713	.713	.492	7.25	6.04	5.49
421-ATS079B	K	600	560	1.3	0	65	65	4000	- - - - - -	.650	.650	.472	6.35	5.29	4.81
421-ATS091	L	600	560	1.15	0	65	65	4000	- - - - - -	.713	.713	.55	7.29	6.08	5.53
421-ATS091A	L	600	560	1.15	0	65	65	3750	- - - - - -	.650	.650	.472	6.69	5.57	5.06
421-ATS091B	K	600	560	1.15	0	65	65	4000	- - - - - -	.713	.713	.492	7.49	6.21	5.64
421-ATS099	L	600	600	1.5	0	66	66	4000	- - - - - -	.697	.692	.413	6.99	5.83	5.30
421-ATS100	K	600	560	1.15	0	65	65	3750	- - - - - -	.768	.650	.472	6.52	5.43	4.94
421-ATS117	M	600	402	2	0	115	91	1500	- - - - - -	.650	.650	.472	7.34	6.12	5.56
421-ATS127	I	600	361	2.5	0	120	120	1500	Midcom 671-8262	1.102	.780	.469	7.84	6.53	5.94
421-ATS129	H	600	464	1.9	70	80	100	1500	Midcom 671-8273	1.181	.767	.532	5.74	4.78	4.35

TELECOMMUNICATIONS TRANSFORMERS

For quantities greater than listed, call for quote.

421-ATS063	J	600	600	0.8	0	37	51	1250	Midcom 671-8205	.799	.591	.717	4.90	4.08	3.71
421-ATS080	H	600S	525	1.6	90	75	100	1500	Midcom 671-1561	1.181	.767	.496	4.76	3.96	3.60
421-ATS111	L	12K	2.6K	1.0	0	450	135	3750	P1727 compatible	.717	.717	.551	7.99	6.67	6.06

MODEM MODULES

- Transformer with built-in DC bypass circuit
- Longitudinal balance: 75dB min 200 - 4KHz
- Max DC voltage: @ 80mA - 9.5V, @ 120mA - 12.5V

For quantities greater than listed, call for quote.

MOUSER STOCK NO.	Fig.	Impedance		Insertion Loss dB	Dielectric Strength	Application	Dimensions (In.)			Price Each		
		Pri.	Sec.				L	W	H	1	10	25
421-ATM002	N	600	600	1.4	3750VRMS	9600 bps modem / fax	1.181	.583	.512	10.60	9.64	8.76
421-ATM007	N	600	470	2.0	1500VRMS	14.4K bps modem / fax	1.181	.583	.512	11.19	10.18	9.25
421-ATM014	N	600	316	2.95	1500VRMS	28.8K bps modem / fax	1.181	.583	.512	12.25	11.13	10.12

Telephone Coupling Transformers

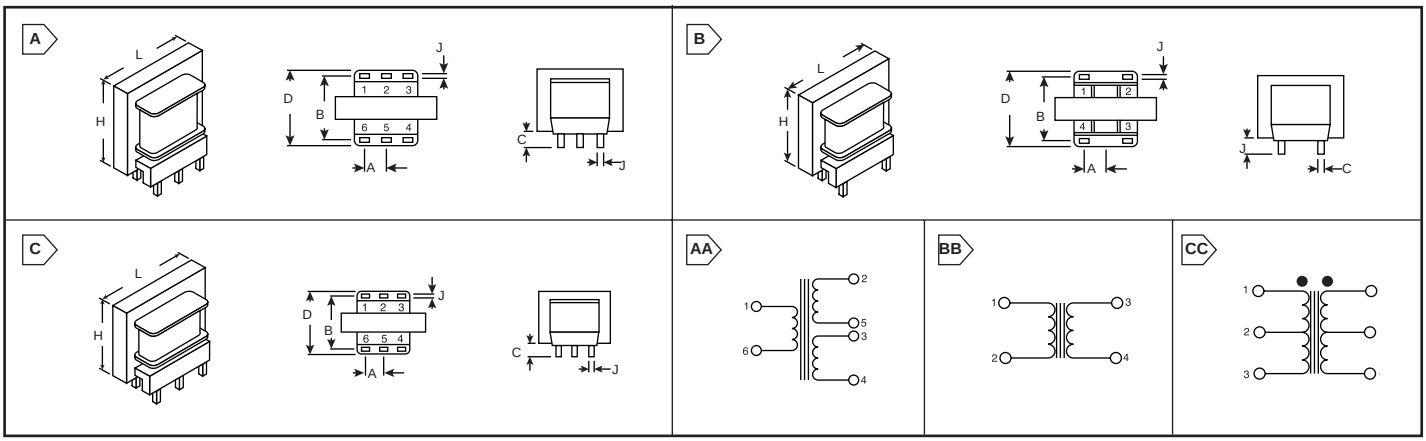

MagneTek TY SERIES TELEPHONE COUPLING TRANSFORMERS

- Complies with FCC rules part 68
- Power level: -45dBm to +7dBm

For quantities greater than listed, call for quote.

MOUSER STOCK NO.	Fig.	Schematic	Impedance		Application	Frequency Response	Dimensions (in.)							Price Each			
			PRI (Ω)	SEC (Ω)			H	D	L	A	B	C	J	1	10	25	50
553-TY300P	A	AA	600	600/600	Hybrid ✻	300 - 3500Hz ± 0.5dB	.625	.547	.750	.188	.422	.203	.041	**5.56**	**4.73**	**4.23**	**3.78**
553-TY302P	A	AA	600	600/600	Hybrid ✻	300 - 3500Hz ± 0.5dB	.750	.938	1.00	.203	.781	.203	.041	**8.33**	**6.99**	**6.33**	**5.66**
553-TY303P	B	BB	4K	600	Bridging	300 - 3500Hz ± 0.5dB	.625	.547	.750	.375	.422	.203	.041	**5.56**	**4.73**	**4.23**	**3.78**
553-TY304P	C	CC	600CT	600CT	Coupling	300 - 3500Hz ± 0.5dB	.625	.547	.750	.188	.422	.188	.041	**5.56**	**4.73**	**4.23**	**3.78**

✻ 2 units required for hybrid operation

HiQ MAGNETICS TELEPHONE COUPLING TRANSFORMERS

Manufactured to meet production requirements for standard telephone interconnection,& line isolation and impedance matching.

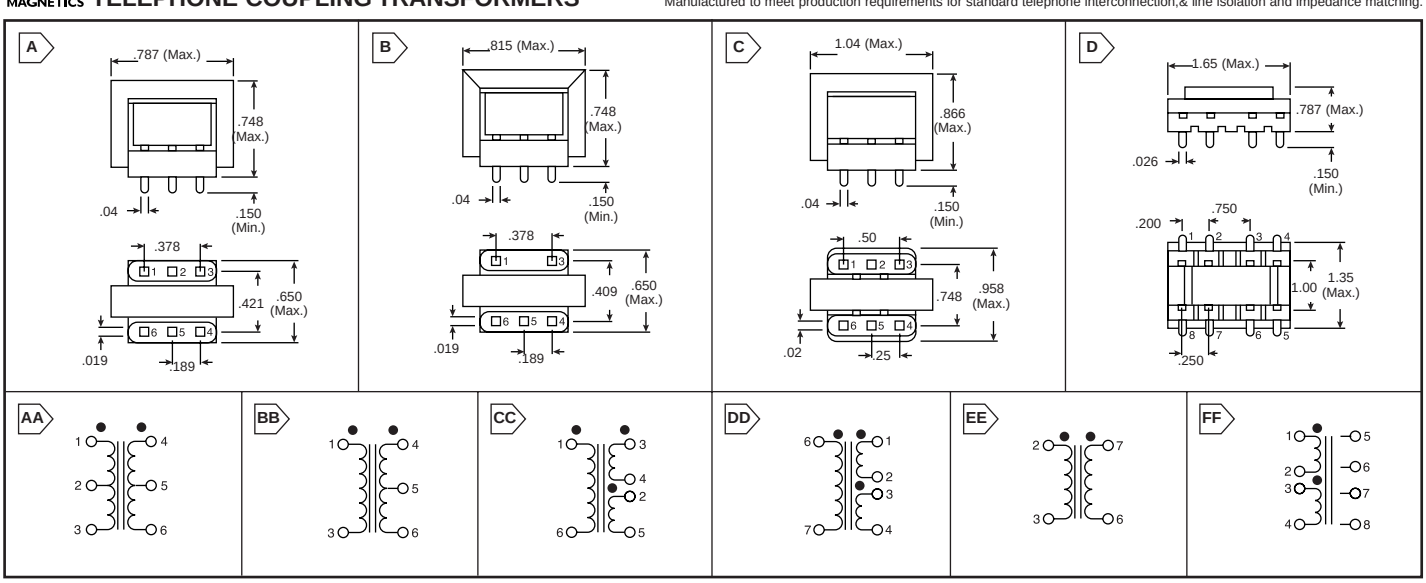

Transformers

- Frequency response: 300 to 3500 Hz

For quantities greater than listed, call for quote.

MOUSER STOCK NO.	Fig.	Schematic	Impedance		DC Current (mA)	Insertion Loss (Max. dB)	Price Each		
			PRI (Ω)	SEC (Ω)			1	10	50
420-8801	A	AA	600CT	600C T	0	1.5	**4.15**	**3.45**	**3.14**
420-8806	B	BB	600	600CT	90	2.5	**4.15**	**3.45**	**3.14**
420-8809	C	CC	600	600/600	0	1.2	**6.22**	**5.18**	**4.71**
420-TT10	A	AA	600CT	900CT	0	1.5	**5.39**	**4.49**	**4.09**
420-8814	D	DD	600	300/300	75	1.3	**7.15**	**6.35**	**5.99**
420-8815	D	EE	600	600	80	2.5	**7.49**	**6.65**	**6.25**

Holding Coil

Specifications:
- Dielectric strength: 1500Vrms, 60Hz, 3mA, 60 sec.
- Varnish impregnation
- Pin-for-pin compatible with Stancor TTPC series

Features:
- For interconnecting data/voice
- Modem terminal to telephone lines
- Designed to meet FCC part 68

MOUSER STOCK NO.	Fig.	Schematic	Inductance (H)	IDC (mA)	Price Each			
					1	10	50	100
420-8817	D	FF	1.4	120	**10.29**	**9.35**	**8.49**	**Call**

TV/FM/VCR MATCHING TRANSFORMER

Features:
- TV/FM matching transformer for TV and VCR, provides 75Ω output from 300Ω input.
- Push-on "F" connector

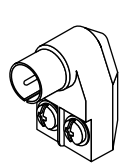

For quantities greater than listed, call for quote.

MOUSER STOCK NO.	Price Each			
	1	10	100	500
420-1000	**1.42**	**1.30**	**1.18**	**1.07**

RFI Power Line Filters

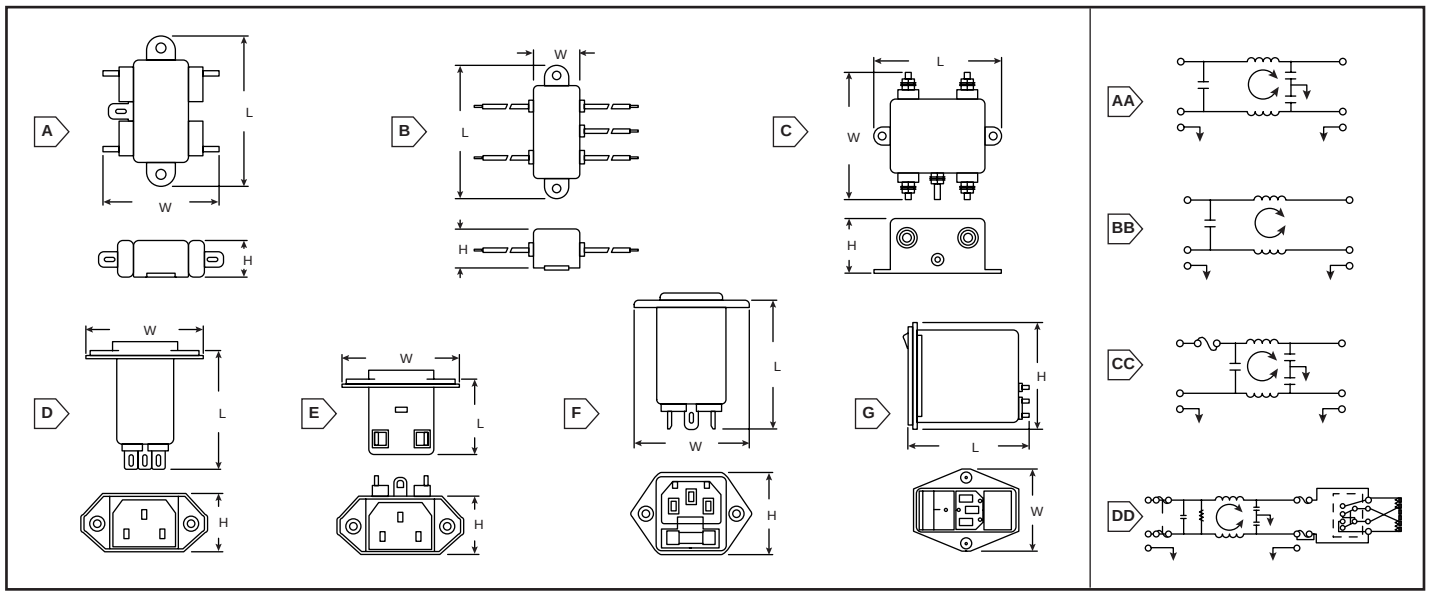

GENERAL PURPOSE COMMON MODE FILTERS

Designed to economically suppress line-to-ground interference and built to meet or exceed most international safety agency standards and requirements.

Specifications:

- Maximum leakage current each line-to-ground @ 115VAC 60Hz: .25mA
  @ 250VAC 50Hz: .45mA
- Rated voltage: 115/250/VAC
- Hipot rating (one minute) line-to-ground: 2250VDC; line-to-line: 1450VDC
- Operating frequency: 50-60Hz

Use Circuit Diagram AA — For quantities greater than listed, call for quote.

MOUSER STOCK NO.	Fig.	Corcom Number	Inductance	Rated Current @ 250VAC	Dimensions (In.) H	L	W	Price Each 1	25	50
562-851-02/1	A	2VB1/2EB1	1.1mH	2A	.65	2.54	2.15	5.29	4.96	4.80
562-851-03/3	A	3VB1/3EB1	2.8mH	3A	.77	2.50	2.54	6.44	6.03	5.84
562-851-03/4	B	3VB3/3EB3	2.8mH	3A	.77	2.50	1.33	6.07	5.69	5.50
562-851-05/5	A	5VB1/5EB1	2.9mH	5A	.77	2.50	2.54	5.95	5.57	5.39
✻ 562-851-05/6	B	5VB3/5EB3	2.9mH	5A	.77	2.50	1.33	6.50	6.10	5.89
562-851-10/7	A	10VB1/10EB1	1.5mH	10A	1.18	2.50	2.54	7.69	7.21	6.96
✻✻ 562-851-10/9	C	10VBG	1.5mH	10A	1.18	2.77	3.10	10.35	9.70	9.38
✻✻ 562-851-20/11	C	20VBG	0.7mH	20A	1.15	2.77	3.37	11.42	10.71	10.35

✻ Leads without Fastons
✻✻ Stud Terminals without Fastons

MEDICAL FILTERS

Provide very low leakage current meeting medical and dental equipment requirements for UL544.

Specifications:

- Maximum leakage current each line-to-ground @ 115VAC 60Hz: 2uA
  @ 250VAC 50Hz: 5uA
- Rated voltage: 115/250/VAC
- Hipot rating (one minute) line-to-ground: 2250VDC; line-to-line: 1450VDC
- Operating frequency: 50-60Hz

Use Circuit Diagram BB — For quantities greater than listed, call for quote.

MOUSER STOCK NO.	Fig.	Corcom Number	Inductance	Rated Current @ 250VAC	Dimensions (In.) H	L	W	Price Each 1	25	50
562-857-01/37	D	1EAH1	5.0mH	1A	.82	2.10	2.05	4.20	3.93	3.80
562-857-03/38	D	3EAH1	1.8mH	3A	.82	2.10	2.05	5.07	4.75	4.59
562-857-06/39	D	6EAH1	.6mH	6A	.82	2.10	2.05	4.20	3.93	3.80
562-857-10/40	D	10EAH1	.18mH	10A	.82	2.10	2.05	4.32	4.04	3.91

GENERAL PURPOSE IEC CONNECTOR FILTERS

Provide effective EMI suppression on line-to-ground (common mode) and low frequency line-to-line (differential mode) noise while saving space and reducing cost.

Specifications:

- Maximum leakage current each line-to-ground @ 115VAC 60Hz: .2mA
  @ 250VAC 50Hz: .4mA
- Rated voltage: 115/250/VAC
- Hipot rating (one minute) line-to-ground: 2250VDC; line-to-line: 1450VDC
- Operating frequency: 50-60Hz

Use Circuit Diagram AA — For quantities greater than listed, call for quote.

MOUSER STOCK NO.	Fig.	Corcom Number	Inductance	Rated Current @ 250VAC	Dimensions (In.) H	L	W	Price Each 1	25	50
562-857-01/5	D	1EEA1	5mH	1A	.88	2.10	2.06	4.34	4.07	3.93
562-857-01/46	E	1EF2	5mH	1A	.88	1.50	1.58	5.41	5.07	4.91
562-857-03/17	D	3EEA1	1.8mH	3A	.88	2.10	2.06	4.34	4.07	3.93
562-857-03/47	E	3EF2	2.3mH	3A	.88	1.67	1.58	5.41	5.07	4.91
562-857-06/27	D	6EEA1	.6mH	6A	.88	2.10	2.06	4.34	4.07	3.93
562-857-06/48	E	6EF2	.6mH	6A	.88	1.67	1.68	5.41	5.07	4.91
562-857-10/33	D	10EEA1	.18mH	10A	.88	2.10	2.06	5.06	4.75	4.58
562-857-10/49	E	- - -	.18mH	10A	.88	1.55	1.99	6.83	6.41	6.20

HIGH PERFORMANCE IEC CONNECTOR FILTERS

Provide effective EMI suppression of line-to-ground and low frequency line-to-line noise.

Specifications:

- Maximum leakage current each line-to-ground @ 115VAC 60Hz: .25mA
  @ 250VAC 50Hz: .45mA
- Rated voltage: 115/250/VAC
- Hipot rating (one minute) line-to-ground: 2250VDC; line-to-line: 1450VDC
- Operating frequency: 50-60Hz

Use Circuit Diagram AA — For quantities greater than listed, call for quote.

MOUSER STOCK NO.	Fig.	Corcom Number	Inductance	Rated Current @ 250VAC	Dimensions (In.) H	L	W	Price Each 1	25	50
562-858-01/3	D	1EEB1	6.5mH	1A	.88	2.12	1.58	5.64	5.28	5.11
562-858-03/7	D	3EEB1	2.5mH	3A	.88	2.12	1.58	4.80	4.50	4.35
562-858-06/11	D	6EEB1	.8mH	6A	.88	2.12	1.58	4.80	4.50	4.35
562-858-10/15	D	10EEB1	.2mH	10A	.88	2.12	1.58	4.80	4.50	4.35

GENERAL PURPOSE FUSED IEC CONNECTOR FILTERS

Designed for one 5mm x 20mm fuse and a spare fuse with a safety interlock that prevents fuse removal with power cord inserted.

Specifications:

- Maximum leakage current each line-to-ground @ 115VAC 60Hz: .25mA
  @ 250VAC 50Hz: .45mA
- Rated voltage: 115/250/VAC
- Hipot rating (one minute) line-to-ground: 2250VDC; line-to-line: 1450VDC
- Operating frequency: 50-60Hz

Use Circuit Diagram CC — For quantities greater than listed, call for quote.

MOUSER STOCK NO.	Fig.	Inductance	Rated Current @ 250VAC	Dimensions (In.) H	L	W	Price Each 1	25	50
562-860-02/1	F	2.4mH	2A	1.29	2.54	1.73	10.88	10.20	9.86
562-860-04/3	F	2.8mH	4A	1.29	2.23	1.73	10.88	10.20	9.86
562-860-06/5	F	1.3mH	6A	1.29	2.54	1.73	9.79	9.18	8.87

MULTI-FUNCTION MODULE FILTERS

Effectively suppress EMI noise, both line-to-ground (common mode) and line-to-line (differential mode) for general applications. Compact design provides significant savings in space and cost compared with individual components.

Specifications:

- Maximum leakage current each line-to-ground @ 115VAC 60Hz: .25mA
  @ 250VAC 50Hz: .45mA
- Rated voltage: 115/250/VAC
- Hipot rating (one minute) line-to-ground: 2250VDC; line-to-line: 1450VDC
- Operating frequency: 50-60Hz

Use Circuit Diagram CC — For quantities greater than listed, call for quote.

MOUSER STOCK NO.	Fig.	Inductance	Rated Current @ 250VAC	Dimensions (In.) H	L	W	Price Each 1	25	50
✻✻ 562-864-03/1	G	8.0mH	3A	2.58	3.51	1.99	24.93	23.37	22.59
✻ 562-864-03/3	G	8.0mH	3A	2.58	3.51	1.99	24.93	23.37	22.59
✻✻ 562-864-06/5	G	2.5mH	6A	2.58	3.51	1.99	24.93	23.37	22.59
✻ 562-864-06/7	G	2.5mH	6A	2.58	3.51	1.99	24.93	23.37	22.59
✻✻ 562-864-10/9	G	1.6mH	10A	2.58	3.51	1.99	24.93	23.37	22.59
✻ 562-864-10/11	G	1.6mH	10A	2.58	3.51	1.99	24.93	23.37	22.59

✻ Single fuse model
✻✻ Double fuse model

Inductors and Ferrite Beads

IMC-0603 COATED SURFACE MOUNT INDUCTORS

Features:
- High self-resonant frequency values
- High Q values relative to size at higher frequencies
- Coated coil provides protection and moisture resistance
- Compatible with vapor phase and infrared reflow soldering

Specifications:
- Inductance and Q measured on HP4191A
- SRF measured on HP8753B
- Temperature range: -40°C to +85°C
- Core material: non-magnetic

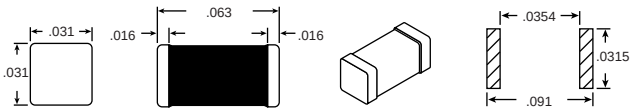

DIMENSIONS (IN.)

For quantities greater than listed, call for quote. To order reels add "/R" to MOUSER STOCK NO.

MOUSER STOCK NO.	L (nH)	Induc. Tol.	Q Min	Test Freq MHz	SRF Min. MHz	Rdc Max. Ohms	Idc Max mA	Price Each 1	Price Each 10	Price Each 50	Price Per Reel of 3000
70-IMC0603-2.2	2.2	±.3nH	8	100	6000	.09	500	1.20	1.08	1.00	519.00
70-IMC0603-3.3	3.3	±.3nH	9	100	5500	.12	500	1.20	1.08	1.00	519.00
70-IMC0603-4.7	4.7	±5%	9	100	4800	.17	450	1.20	1.08	1.00	519.00
70-IMC0603-10	10	±5%	10	100	2800	.32	400	1.20	1.08	1.00	519.00
70-IMC0603-22	22	±5%	10	100	2000	.50	300	1.20	1.08	1.00	519.00
70-IMC0603-33	33	±5%	10	100	1800	.60	300	1.20	1.08	1.00	519.00
70-IMC0603-47	47	±5%	11	100	1800	.95	250	1.20	1.08	1.00	519.00
70-IMC0603-100	100	±5%	12	100	1300	1.8	200	1.20	1.08	1.00	519.00

IMC-0805 MOLDED SURFACE MOUNT INDUCTORS

Features:
- High self-resonant frequency values
- High Q values relative to size at higher frequencies
- Molded construction provides superior strength and moisture resistance
- Wirewound construction

Specifications:
- Inductance and Q measured on HP4191A
- SRF measured on HP8753B
- Temperature range: -40°C to +85°C
- Core material: non-magnetic

DIMENSIONS (IN.)

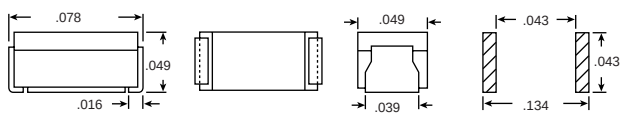

For quantities greater than listed, call for quote. To order reels add "/R" to MOUSER STOCK NO.

MOUSER STOCK NO.	L (nH)	Induc. Tol.	Q Min	Test Freq MHz	SRF Min. MHz	Rdc Max. Ohms	Idc Max mA	Price Each 1	Price Each 10	Price Each 50	Price Per Reel of 3000
70-IMC0805-10	10	±10%	10	100	3300	.14	540	1.85	1.67	1.48	789.00
70-IMC0805-22	22	±10%	15	100	2600	.22	465	1.85	1.67	1.48	789.00
70-IMC0805-33	33	±10%	15	100	2050	.30	395	1.85	1.67	1.48	789.00
70-IMC0805-47	47	±10%	15	100	1650	.35	385	1.85	1.67	1.48	789.00
70-IMC0805-100	100	±10%	8	25.2	800	.66	285	1.85	1.67	1.48	789.00
70-IMC0805-220	220	±10%	10	25.2	500	1.41	170	1.85	1.67	1.48	789.00
70-IMC0805-330	330	±10%	10	25.2	200	1.66	160	1.85	1.67	1.48	789.00
70-IMC0805-470	470	±10%	10	25.2	150	1.97	145	1.85	1.67	1.48	789.00
70-IMC0805-1000	1000	±10%	8	7.96	80	2.98	120	1.85	1.67	1.48	789.00

IMC-1210 MOLDED SURFACE MOUNT INDUCTORS

Features:
- Printed marking
- Compatible with vapor phase and infrared reflow soldering
- Molded construction provides superior strength and moisture resistance

Specifications:
- Temperature range: -55°C to +125°C
- Core material: non-magnetic for .10µH, powered iron for .22µH to 100µH

DIMENSIONS (IN.)

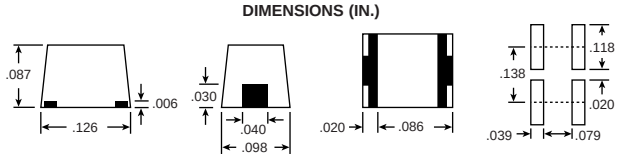

For quantities greater than listed, call for quote. To order reels add "/R" to MOUSER STOCK NO.

MOUSER STOCK NO.	L (µH)	Induc. Tol.	Q Min	Test Freq MHz	SRF Min. MHz	Rdc Max. Ohms	Idc Max mA	Price Each 1	Price Each 10	Price Each 50	Price Per Reel of 2000
70-IMC1210-.10	.10	±20%	30	50.0	700.0	.44	450	1.38	1.24	1.12	429.00
70-IMC1210-.22	.22	±20%	30	25.2	350.0	.32	484	1.38	1.24	1.12	429.00
70-IMC1210-.47	.47	±20%	30	25.2	220.0	.50	450	1.38	1.24	1.12	429.00
70-IMC1210-1.0	1.0	±10%	30	7.96	120.0	.70	400	1.25	1.13	1.02	389.00
70-IMC1210-1.8	1.8	±10%	30	7.96	80.0	.90	350	1.25	1.13	1.02	389.00
70-IMC1210-2.2	2.2	±10%	30	7.96	75.0	1.0	320	1.25	1.13	1.02	389.00
70-IMC1210-2.7	2.7	±10%	30	7.96	70.0	1.1	290	1.25	1.13	1.02	389.00
70-IMC1210-3.3	3.3	±10%	30	7.96	60.0	1.2	260	1.25	1.13	1.02	389.00
70-IMC1210-4.7	4.7	±10%	30	7.96	50.0	1.5	224	1.25	1.13	1.02	389.00
70-IMC1210-10	10.0	±10%	30	2.52	33.0	2.1	189	1.25	1.13	1.02	389.00
70-IMC1210-22	22.0	±10%	30	2.52	19.0	3.7	145	1.63	1.47	1.32	509.00
70-IMC1210-100	100.0	±10%	20	.796	9.0	14.0	73	1.63	1.47	1.32	509.00

IMC-1812 MOLDED SURFACE MOUNT INDUCTORS

Features:
- Molded construction provides superior strength and moisture resistance
- Printed marking
- Compatible with vapor phase and infrared reflow soldering

Specifications:
- Inductance tolerance: ±10%
- Temperature range: -40°C to +105°C
- Core material: powdered iron for 1.0µH to 100µH, ferrite for 150µH to 1000µH

DIMENSIONS (IN.)

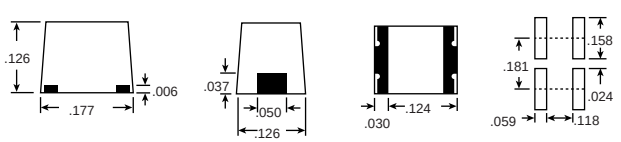

For quantities greater than listed, call for quote. To order reels add "/R" to MOUSER STOCK NO.

MOUSER STOCK NO.	L (µH)	Induc. Tol.	Q Min	Test Freq MHz	SRF Min. MHz	Rdc Max. Ohms	Idc Max mA	Price Each 1	Price Each 10	Price Each 50	Price Per Reel of 500
70-IMC1812-1.0	1.0	±10%	50	7.96	100.0	.50	450	1.63	1.47	1.33	245.00
70-IMC1812-1.2	1.2	±10%	50	7.96	80.0	.55	430	1.63	1.47	1.33	245.00
70-IMC1812-1.5	1.5	±10%	50	7.96	70.0	.60	410	1.63	1.47	1.33	245.00
70-IMC1812-2.2	2.2	±10%	50	7.96	55.0	.70	380	1.63	1.47	1.33	245.00
70-IMC1812-2.7	2.7	±10%	50	7.96	50.0	.75	370	1.63	1.47	1.33	245.00
70-IMC1812-3.3	3.3	±10%	50	7.96	45.0	.80	355	1.63	1.47	1.33	245.00
70-IMC1812-4.7	4.7	±10%	50	7.96	35.0	1.00	315	1.63	1.47	1.33	245.00
70-IMC1812-5.6	5.6	±10%	50	7.96	33.0	1.10	300	1.63	1.47	1.33	245.00
70-IMC1812-10	10.0	±10%	50	2.52	20.0	1.60	250	1.63	1.47	1.33	245.00
70-IMC1812-15	15.0	±10%	50	2.52	17.0	2.50	200	1.75	1.58	1.43	265.00
70-IMC1812-22	22.0	±10%	50	2.52	13.0	3.20	180	1.75	1.58	1.43	265.00
70-IMC1812-33	33.0	±10%	50	2.52	11.0	4.00	160	1.75	1.58	1.43	265.00
70-IMC1812-47	47.0	±10%	50	2.52	10.0	5.00	140	1.75	1.58	1.43	265.00
70-IMC1812-56	56.0	±10%	50	2.52	9.0	5.50	135	1.90	1.71	1.54	285.00
70-IMC1812-100	100.0	±10%	40	.79	8.0	8.00	110	1.90	1.71	1.54	285.00
70-IMC1812-150	150.0	±10%	40	.79	5.0	9.00	105	1.90	1.71	1.54	285.00
70-IMC1812-220	220.0	±10%	40	.79	4.0	10.0	100	1.90	1.71	1.54	285.00
70-IMC1812-330	330.0	±10%	40	.79	3.5	14.0	85	1.90	1.71	1.54	285.00
70-IMC1812-470	470.0	±10%	40	.79	3.0	26.0	62	2.30	2.07	1.86	345.00
70-IMC1812-1000	1000.0	±10%	30	.25	2.5	40.0	30	2.30	2.07	1.86	345.00

ILB-1206 MULTILAYER FERRITE BEADS

Features:
- High reliability
- Surface mountable
- Temp. range: -55°C to +125°C

Environmental Specifications:
- Thermal shock: 50 cycles, -55°C to +125°C
- Humidity: 90%RH @ + 40°C with 200mA DC current, 500 hours
- Load life: + 90°C @ full rated current for 2000 hours

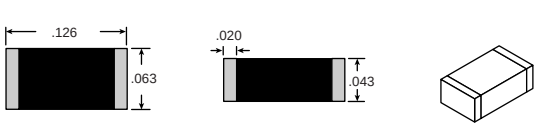

For quantities greater than listed, call for quote. To order reels add "/R" to MOUSER STOCK NO.

MOUSER STOCK NO.	Imp. (Ω)	Tol.	Frequency (MHz)	DCR Max (Ω)	Rated DC Current (mA)	Price Each 1	Price Each 10	Price Each 50	Price Per Reel of 2500
70-ILB1206-19	19	±25%	100	.05	500	1.15	1.00	.90	349.00
70-ILB1206-26	26	±25%	100	.05	500	1.15	1.00	.90	349.00
70-ILB1206-31	31	±25%	100	.05	500	1.15	1.00	.90	349.00
70-ILB1206-50	50	±25%	100	.10	350	1.15	1.00	.90	349.00
70-ILB1206-70	70	±25%	100	.15	250	1.15	1.00	.90	349.00
70-ILB1206-120	120	±25%	100	.20	250	1.31	1.14	1.03	389.00
70-ILB1206-150	150	±25%	100	.20	250	1.31	1.14	1.03	389.00
70-ILB1206-300	300	±25%	100	.30	250	1.37	1.19	1.07	409.00
70-ILB1206-500	500	±25%	100	.50	200	1.37	1.19	1.07	409.00
70-ILB1206-600	600	±25%	100	.50	200	1.37	1.19	1.07	409.00

IM-2 MOLDED INDUCTORS

DIMENSIONS (IN.)

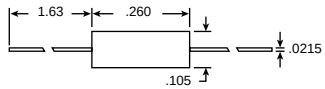

Specifications:
- Insulation resistance: 1000MΩ min.
- Dielectric strength: 1000VAC

Features:
- Wide inductance range in small package
- Flame retardant coating
- Precision performance, excellent reliability, sturdy construction
- Epoxy molded construction provides superior moisture protection

For quantities greater than listed, call for quote.

MOUSER STOCK NO.	L (µH)	Induc. Tol.	Q Min	Test Freq MHz	SRF Min. MHz	Rdc Max. Ohms	Idc Max mA	Price Each 1	10	25
70-IM2-.10	.10	±10%	40	25.0	680.0	.08	1350	**1.56**	**1.41**	**1.25**
70-IM2-.12	.12	±10%	40	25.0	640.0	.09	1270	**1.56**	**1.41**	**1.25**
70-IM2-.15	.15	±10%	38	25.0	600.0	.10	1200	**1.56**	**1.41**	**1.25**
70-IM2-.18	.18	±10%	35	25.0	550.0	.12	1105	**1.56**	**1.41**	**1.25**
70-IM2-.22	.22	±10%	33	25.0	510.0	.14	1025	**1.56**	**1.41**	**1.25**
70-IM2-.27	.27	±10%	33	25.0	430.0	.16	960	**1.56**	**1.41**	**1.25**
70-IM2-.33	.33	±10%	30	25.0	410.0	.22	815	**1.56**	**1.41**	**1.25**
70-IM2-.39	.39	±10%	30	25.0	365.0	.30	700	**1.56**	**1.41**	**1.25**
70-IM2-.47	.47	±10%	30	25.0	330.0	.35	650	**1.56**	**1.41**	**1.25**
70-IM2-.56	.56	±10%	30	25.0	300.0	.50	545	**1.56**	**1.41**	**1.25**
70-IM2-.68	.68	±10%	28	25.0	275.0	.60	495	**1.56**	**1.41**	**1.25**
70-IM2-.82	.82	±10%	28	25.0	250.0	.85	415	**1.56**	**1.41**	**1.25**
70-IM2-1.0	1.0	±10%	25	25.0	230.0	1.0	385	**1.56**	**1.41**	**1.25**
70-IM2-1.2	1.2	±10%	25	7.9	150.0	.18	590	**1.89**	**1.70**	**1.51**
70-IM2-1.5	1.5	±10%	28	7.9	140.0	.22	535	**1.89**	**1.70**	**1.51**
70-IM2-2.2	2.2	±10%	30	7.9	115.0	.40	395	**1.89**	**1.70**	**1.51**
70-IM2-2.7	2.7	±10%	37	7.9	100.0	.55	355	**1.89**	**1.70**	**1.51**
70-IM2-3.3	3.3	±10%	45	7.9	90.0	.85	270	**1.89**	**1.70**	**1.51**
70-IM2-3.9	3.9	±10%	45	7.9	80.0	1.0	250	**1.89**	**1.70**	**1.51**
70-IM2-4.7	4.7	±10%	45	7.9	75.0	1.2	230	**1.89**	**1.70**	**1.51**
70-IM2-5.6	5.6	±10%	50	7.9	65.0	1.8	185	**1.89**	**1.70**	**1.51**
70-IM2-6.8	6.8	±10%	50	7.9	60.0	2.0	175	**1.89**	**1.70**	**1.51**
70-IM2-8.2	8.2	±10%	55	7.9	55.0	2.7	155	**1.89**	**1.70**	**1.51**
70-IM2-10	10.0	±10%	55	7.9	50.0	3.7	130	**1.89**	**1.70**	**1.51**
70-IM2-12	12.0	±10%	45	2.5	40.0	2.7	155	**1.89**	**1.70**	**1.51**
70-IM2-15	15.0	±10%	40	2.5	35.0	2.8	150	**1.89**	**1.70**	**1.51**
70-IM2-22	22.0	±10%	50	2.5	25.0	3.3	140	**1.89**	**1.70**	**1.51**
70-IM2-33	33.0	±10%	45	2.5	24.0	3.4	130	**2.04**	**1.84**	**1.63**
70-IM2-39	39.0	±10%	45	2.5	22.0	3.6	125	**2.04**	**1.84**	**1.63**
70-IM2-47	47.0	±10%	45	2.5	20.0	4.5	110	**2.04**	**1.84**	**1.63**
70-IM2-56	56.0	±10%	45	2.5	18.0	5.7	100	**2.04**	**1.84**	**1.63**
70-IM2-100	100.0	±10%	50	2.5	13.0	8.0	84	**2.37**	**2.13**	**1.90**
70-IM2-220	220.0	±10%	30	.79	9.0	21.0	52	**2.37**	**2.13**	**1.90**
70-IM2-330	330.0	±10%	30	.79	7.0	28.0	45	**2.58**	**2.32**	**2.07**
70-IM2-470	470.0	±10%	30	.79	6.0	42.0	36	**2.58**	**2.32**	**2.07**
70-IM2-1000	1000.0	±10%	30	.79	3.4	72.0	28	**2.76**	**2.49**	**2.21**

IMS-5 INDUCTORS

Specifications:
- Insulation resistance: 1000MΩ
- Dielectric strength: 1000VAC
- Operating temperature range: -55°C to +105°C

Features:
- Wide inductance range in small package
- Flame retardant coating
- Precision performance, excellent reliability, sturdy construction
- Epoxy molded construction provides superior moisture protection

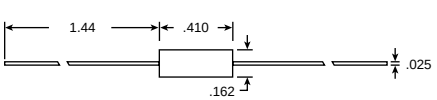

DIMENSIONS (IN.)

For quantities greater than listed, call for quote.

MOUSER STOCK NO.	L (µH)	Induc. Tol.	Q Min	Test Freq MHz	SRF Min. MHz	Rdc Max. Ohms	Idc Max mA	Price Each 1	10	25
70-IMS5-1.0	1.0	±10%	44	25.0	140.0	.07	1070	**3.24**	**2.92**	**2.59**
70-IMS5-2.2	2.2	±10%	44	7.9	100.0	.19	650	**3.12**	**2.81**	**2.50**
70-IMS5-3.3	3.3	±10%	44	7.9	85.0	.35	480	**3.12**	**2.81**	**2.50**
70-IMS5-4.7	4.7	±10%	44	7.9	70.0	.55	380	**3.12**	**2.81**	**2.50**
70-IMS5-10	10.0	±10%	50	7.9	46.0	1.62	220	**3.12**	**2.81**	**2.50**
70-IMS5-15	15.0	±10%	45	2.5	49.0	.80	315	**3.12**	**2.81**	**2.50**
70-IMS5-18	18.0	±10%	45	2.5	45.0	.89	300	**3.12**	**2.81**	**2.50**
70-IMS5-22	22.0	±10%	45	2.5	41.0	.96	290	**3.12**	**2.81**	**2.50**
70-IMS5-27	27.0	±10%	45	2.5	38.0	1.19	260	**3.12**	**2.81**	**2.50**
70-IMS5-33	33.0	±10%	45	2.5	34.0	1.37	240	**3.12**	**2.81**	**2.50**
70-IMS5-39	39.0	±10%	50	2.5	29.0	1.93	205	**3.12**	**2.81**	**2.50**
70-IMS5-47	47.0	±10%	50	2.5	27.0	2.11	195	**3.12**	**2.81**	**2.50**
70-IMS5-56	56.0	±10%	50	2.5	25.0	2.23	190	**3.12**	**2.81**	**2.50**
70-IMS5-100	100.0	±10%	50	2.5	10.0	3.12	160	**3.24**	**2.92**	**2.59**
70-IMS5-150	150.0	±10%	55	.79	8.5	4.1	140	**3.24**	**2.92**	**2.59**
70-IMS5-220	220.0	±10%	55	.79	7.5	5.0	125	**3.24**	**2.92**	**2.59**
70-IMS5-470	470.0	±10%	60	.79	5.7	9.5	92	**3.36**	**3.02**	**2.69**
70-IMS5-1000	1000.0	±10%	60	.79	3.8	17.5	70	**3.36**	**3.02**	**2.69**
70-IMS5-2200	2200.0	±10%	45	.25	.97	33.8	50	**3.36**	**3.02**	**2.69**
70-IMS5-3300	3300.0	±10%	45	.25	.84	53.0	40	**3.57**	**3.21**	**2.86**
70-IMS5-4700	4700.0	±10%	45	.25	.74	81.6	31	**3.57**	**3.21**	**2.86**
70-IMS5-5600	5600.0	±10%	44	.25	.73	98.9	28	**4.26**	**3.83**	**3.41**
70-IMS5-6800	6800.0	±10%	40	.25	.66	111.0	27	**4.26**	**3.83**	**3.41**

LPT-4545 TOROIDAL SURFACE MOUNT INDUCTORS

DIMENSIONS (IN.)

Features:
- Toroidal design for minimal EMI radiation in DC to DC converter applications
- Designed to support the growing need for efficient DC to DC converters in battery operated equipment
- Two separate windings provide versatility by ability to connect windings in series or parallel

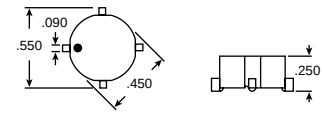

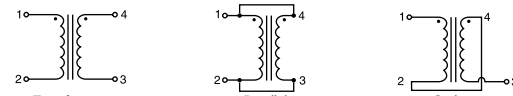

For quantities greater than listed, call for quote.

MOUSER STOCK NO.	Parallel Connected Ind. (µH) ±15%	Rated Current (A)	DCR max. (Ω)	Series Connected Ind. (µH) ±15%	Rated Current (A)	DCR max. (Ω)	Price Each 1	10	25
70-LPT4545-100LA	10	4.000	.030	40	2.000	.120	**7.96**	**6.92**	**4.98**
70-LPT4545-200LA	20	2.100	.050	80	1.050	.215	**7.96**	**6.92**	**4.98**
70-LPT4545-500LA	50	1.350	.105	200	.675	.420	**7.96**	**6.92**	**4.98**
70-LPT4545-101LA	100	.950	.175	400	.475	.700	**7.96**	**6.92**	**4.98**
70-LPT4545-151LA	150	.720	.330	600	.360	1.32	**7.96**	**6.92**	**4.98**

IHA HIGH CURRENT FILTER INDUCTORS

Features:
- Printed circuit mounting (axial leads)
- Pre-tinned leads
- Designed for use with switching power supplies
- Protected by polyolefin sleeve

Specifications:
- Tolerance: ±10%
- Inductance: measured at 1V with no DC current
- Current rating: maximum continuous operating current (DC or RMS) based on 50°C temperature rise
- Operating temperature: -55°C to +75°C @ rated current

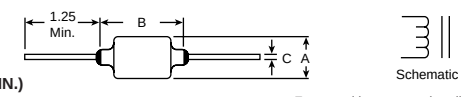

DIMENSIONS (IN.)

For quantities greater than listed, call for quote.

MOUSER STOCK NO.	Ind. @ 1kHz (µH)	DCR max. (Ω)	Rated Current (A)	Dimensions (In.) A max.	B max.	C±.002	Price Each 1	10	25
70-IHA-101	50	.12	2.5	.475	.800	.032	**5.83**	**4.96**	**3.97**
70-IHA-102	100	.16	2.1	.475	.800	.032	**5.96**	**5.07**	**4.06**
70-IHA-103	250	.28	1.8	.475	1.05	.032	**6.51**	**5.53**	**4.42**
70-IHA-104	500	.42	1.6	.550	1.05	.032	**6.72**	**5.71**	**4.57**
70-IHA-105	1000	.60	1.4	.550	1.175	.032	**7.62**	**6.48**	**5.18**
70-IHA-201	27	.060	3.7	.500	.800	.032	**5.79**	**4.92**	**3.94**
70-IHA-202	50	.085	3.1	.500	.800	.032	**6.00**	**5.10**	**4.08**
70-IHA-203	100	.12	2.7	.500	.920	.032	**6.49**	**5.52**	**4.42**
70-IHA-204	250	.20	2.4	.600	.920	.032	**6.66**	**5.66**	**4.53**
70-IHA-205	500	.32	2.3	.750	1.05	.032	**10.12**	**8.60**	**6.88**
70-IHA-301	5	.015	6.8	.475	.800	.032	**5.80**	**4.93**	**3.94**
70-IHA-302	10	.021	6.1	.475	.920	.032	**6.04**	**5.13**	**4.10**
70-IHA-303	27	.040	4.8	.550	.800	.032	**6.14**	**5.22**	**4.18**
70-IHA-304	50	.050	4.3	.550	.920	.032	**5.89**	**5.01**	**4.01**
70-IHA-305	100	.070	4.2	.550	1.175	.032	**6.49**	**5.52**	**4.42**
70-IHA-502	10	.015	8.3	.475	1.05	.040	**7.49**	**6.37**	**5.10**
70-IHA-505	100	.060	5.9	.700	1.30	.040	**10.03**	**8.53**	**6.82**

IH HIGH CURRENT FILTER INDUCTORS

DIMENSIONS (IN.)

Features:
- Printed circuit mounting
- Pre-tinned leads
- Protected by polyolefin tubing

Specifications:
- Tolerance: ±10%
- Inductance: measured at 1V with no DC current
- Operating temperature: -55°C to +75°C @ rated current

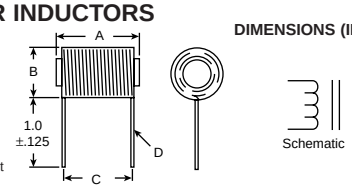

For quantities greater than listed, call for quote.

MOUSER STOCK NO.	Ind. @ 1kHz (µH)	DCR max. (Ω)	Rated Current (A)	Dimensions (In.) A max.	B max.	C±.062	D±.005	Price Each 1	10	25
70-IH3-5	5	.015	10.0	75	.600	.500	.042	**7.58**	**6.44**	**5.15**
70-IH3-10	10	.018	9.0	1.125	.625	.687	.042	**7.84**	**6.66**	**5.33**
70-IH3-27	27	.035	7.0	.875	.800	.437	.042	**8.44**	**7.17**	**5.74**
70-IH3-50	50	.050	5.6	.875	.800	.750	.042	**8.66**	**7.36**	**5.89**
70-IH3-100	100	.065	5.2	1.125	.800	.937	.042	**9.16**	**7.79**	**6.23**
70-IH3-150	150	.075	5.0	1.375	.800.	1.062	.042	**9.88**	**8.40**	**6.72**
70-IH3-250	250	.090	5.0	1.625	800	1.312	.042	**10.34**	**8.79**	**7.03**
70-IH5-5	5	.012	14.0	.875	.625	.750	.053	**7.58**	**6.44**	**5.15**
70-IH5-10	10	.015	12.0	1.125	.625	1.0	.053	**7.58**	**6.44**	**5.15**
70-IH5-50	50	.030	8.0	1.125	.840	.750	.053	**8.54**	**7.26**	**5.81**
70-IH5-100	100	.050	7.5	1.375	.860	1.0	.053	**9.37**	**7.96**	**6.37**
70-IH10-10	10	.012	16.0	1.375	.635	1.218	.065	**8.26**	**7.02**	**5.62**
70-IH10-27	27	.018	12.5	1.125	.935	.687	.065	**8.72**	**7.41**	**5.93**
70-IH10-100	100	.030	10.0	1.625	.935	1.312	.065	**10.78**	**9.16**	**7.33**
70-IH15-27	27	.015	16.0	1.375	1.0	.937	.082	**10.22**	**8.69**	**6.95**

SMT POWER INDUCTORS

PM43 Series

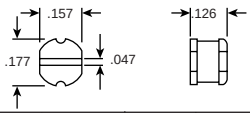

DIMENSIONS (IN.)

For quantities greater than listed, call for quote.

MOUSER STOCK NO.	L (µH)	Inductive Tolerance	Test Freq.	Fo Typ. MHz	Rdc Max. Ohms	Idc Max Amps	Price Each 1	100	250
542-PM43-100M	10	20%	2.5MHz	35.8	.182	1.04	2.61	1.74	1.45
542-PM43-180M	18	20%	2.5MHz	27.5	.338	0.74	2.61	1.74	1.45
542-PM43-220M	22	20%	2.5MHz	24.7	.378	0.68	2.61	1.74	1.45
542-PM43-330K	33	10%	2.5MHz	19.6	.540	0.56	2.61	1.74	1.45
542-PM43-470K	47	10%	2.5MHz	15.6	.844	0.44	2.61	1.74	1.45
542-PM43-680K	68	10%	2.5MHz	13.2	1.117	0.37	2.61	1.74	1.45

PM54 Series

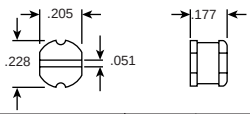

DIMENSIONS (IN.)

For quantities greater than listed, call for quote.

MOUSER STOCK NO.	L (µH)	Inductive Tolerance	Test Freq.	Fo Typ. MHz	Rdc Max. Ohms	Idc Max Amps	Price Each 1	100	250
542-PM54-100M	10	20%	2.5MHz	30.6	0.10	1.44	2.61	1.74	1.45
542-PM54-180M	18	20%	2.5MHz	23.3	0.15	1.23	2.61	1.74	1.45
542-PM54-330L	33	15%	2.5MHz	16.3	0.23	0.88	2.61	1.74	1.45
542-PM54-470L	47	15%	2.5MHz	13.6	0.37	0.72	2.61	1.74	1.45
542-PM54-680K	68	10%	2.5MHz	11.7	0.46	0.61	2.61	1.74	1.45
542-PM54-101K	100	10%	1kHz	9.24	0.70	0.52	2.61	1.74	1.45
542-PM54-221K	220	10%	1kHz	5.73	1.57	0.35	2.61	1.74	1.45

PM105 Series

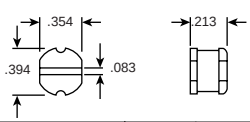

DIMENSIONS (IN.)

For quantities greater than listed, call for quote.

MOUSER STOCK NO.	L (µH)	Inductive Tolerance	Test Freq.	Fo Typ. MHz	Rdc Max. Ohms	Idc Max Amps	Price Each 1	100	250
542-PM105-100M	10	20%	2.5MHz	25.1	0.06	2.60	3.29	2.35	1.81
542-PM105-101K	100	10%	1kHz	7.64	0.35	0.97	3.29	2.35	1.81
542-PM105-151K	150	10%	1kHz	5.86	0.47	0.78	3.29	2.35	1.81
542-PM105-221K	220	10%	1kHz	5.25	0.73	0.66	3.29	2.35	1.81

FERRITE BEADS

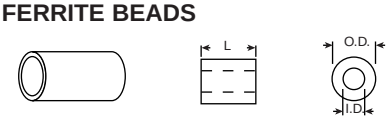

DIMENSIONS (IN.)

For quantities greater than listed, call for quote.

MOUSER STOCK NO.	Freq. Range (MHz)	Max. Dim. (In.) O.D.	I.D.	L	Price Each 1	100	250
542-FB73-085	up to 40	.056	.031	.095	.48	.35	.27
542-FB43-226	40-200	.146	.055	.246	.25	.18	.14
542-FB73-226	up to 40	.146	.055	.246	.36	.27	.20
542-FB73-110	up to 40	.146	.055	.138	.25	.18	.14
542-FB43-110	40-200	.146	.055	.138	.12	.09	.07
542-FB64-110	above 200	.146	.055	.138	.25	.18	.14
542-FB43-422	40-200	.210	.055	.452	.36	.27	.20
542-FB73-422	up to 40	.210	.067	.452	.36	.27	.20
542-FB43-287	40-200	.301	.067	.307	.36	.27	.20
542-FB73-287	up to 40	.301	.099	.307	.48	.35	.27

CONFORMAL COATED CHOKES

Specifications:

- Epoxy coated
- Working voltage: 250VDC max.
- Operating temperature: -20°C to +105°C
- Core material: ferrite
- Leads: tinned copper wire

DIMENSIONS (IN.)

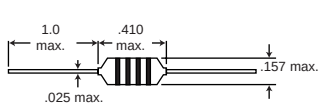

77F Series

For quantities greater than listed, call for quote.

MOUSER STOCK NO.	L (µH)	Inductive Tolerance	Q Min	Test Freq MHz	Fo Min. MHz	Rdc Max. Ohms	Idc Max mA	Price Each 1	100	250
542-77F6R8	6.8	10%	75	7.9	68	.48	550	.55	.40	.30
542-77F100	10	10%	85	7.9	45	.58	500	.55	.40	.30
542-77F270	27	10%	55	2.5	7.6	.94	390	.55	.40	.30
542-77F330	33	5%	55	2.5	6.3	1.03	370	.55	.40	.30
542-77F470	47	5%	45	2.5	6.3	1.22	340	.55	.40	.30
542-77F820	82	5%	35	2.5	5.3	1.62	290	.55	.40	.30
542-77F101	100	5%	30	2.5	4.8	1.80	275	.55	.40	.30
542-77F221	220	5%	70	.79	3.0	5.10	155	.55	.40	.30
542-77F331	330	5%	65	.79	2.6	6.40	137	.55	.40	.30
542-77F391	390	5%	65	.79	2.4	7.00	133	.55	.40	.30
542-77F102	1000	5%	50	.79	1.40	14.0	100	.55	.40	.30

CONFORMAL COATED CHOKES

Specifications:

- Epoxy coated
- Working voltage: 250VDC max.
- Operating temperature: -20°C to +105°C
- Core material: ferrite
- Leads: tinned copper wire

DIMENSIONS (IN.)

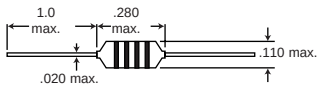

78F Series

For quantities greater than listed, call for quote.

MOUSER STOCK NO.	L (µH)	Inductive Tolerance	Q Min	Test Freq MHz	Fo Min. MHz	Rdc Max. Ohms	Idc Max mA	Price Each 1	100	250
542-78FR22	.22	10%	40	25	380	.08	1025	.55	.40	.30
542-78FR68	.68	10%	40	25	250	.12	495	.55	.40	.30
542-78F1R0	1.0	10%	40	25	180	.15	385	.55	.40	.30
542-78F1R8	1.8	10%	50	7.9	125	.25	455	.55	.40	.30
542-78F2R7	2.7	10%	50	7.9	95	.30	355	.55	.40	.30
542-78F3R3	3.3	5%	50	7.9	70	.34	270	.55	.40	.30
542-78F4R7	4.7	5%	45	7.9	50	.35	230	.55	.40	.30
542-78F8R2	8.2	5%	40	7.9	28	.55	155	.55	.40	.30
542-78F100	10	5%	40	7.9	22	.72	130	.55	.40	.30
542-78F120	12	5%	45	2.5	20	.80	155	.55	.40	.30
542-78F220	22	5%	50	2.5	13	1.20	140	.55	.40	.30
542-78F270	27	5%	50	2.5	11	1.35	135	.55	.40	.30
542-78F330	33	5%	50	2.5	10	1.50	193	.55	.40	.30
542-78F390	39	5%	50	2.5	9.5	1.70	185	.55	.40	.30
542-78F470	47	5%	60	2.5	8.5	2.30	167	.55	.40	.30
542-78F101	100	5%	60	2.5	5.5	3.5	125	.55	.40	.30
542-78F121	120	5%	60	.79	5.4	3.8	100	.55	.40	.30
542-78F221	220	5%	60	.79	4.0	5.7	76	.55	.40	.30

9230 SERIES MOLDED RF CHOKES

Specifications:

- Meets MIL Spec: MIL-C-15305, MS75083, MS75084, MS75085
- Inductive tolerance: ±10%

DIMENSIONS (IN.)

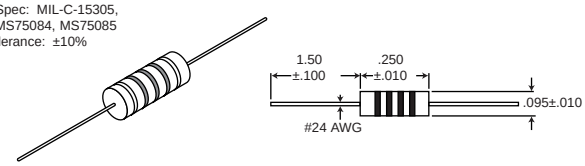

For quantities greater than listed, call for quote.

MOUSER STOCK NO.	L (µH)	Q Min	Test Freq MHz	Fo Min. MHz	Rdc Max. Ohms	Idc Max mA	Price Each 1	100	250
542-9230-94	.1	40	25	690	.07	1100	1.06	.77	.58
542-9230-00	.15	38	25	600	.1	1100	1.06	.77	.58
542-9230-04	.22	33	25	510	.14	935	1.06	.77	.58
542-9230-10	.39	30	25	380	.3	640	1.06	.77	.58
542-9230-12	.47	30	25	340	.35	590	1.06	.77	.58
542-9230-14	.56	30	25	300	.5	495	1.06	.77	.58
542-9230-16	.68	28	25	275	.6	450	1.06	.77	.58
542-9230-20	1.0	25	25	230	1	350	1.06	.77	.58
542-9230-32	3.3	45	7.9	90	.85	380	1.40	1.03	.77
542-9230-34	3.9	45	7.9	82	1	350	1.40	1.03	.77
542-9230-36	4.7	45	7.9	75	1.2	320	1.40	1.03	.77
542-9230-44	10	55	7.9	50	3.7	180	1.57	1.15	.87
542-9230-52	22	50	2.5	25	3.3	190	1.60	1.18	.88
542-9230-56	33	45	2.5	24	3.4	187	1.71	1.25	.94
542-9230-64	68	50	2.5	15	6.7	135	1.71	1.25	.94
542-9230-68	100	50	2.5	13	8	125	1.71	1.25	.94
542-9230-70	120	30	.79	12	13	97	1.81	1.33	1.00

9250 SERIES SHIELDED MOLDED RF CHOKES

Specifications:

- Meets MIL Spec: MIL-C-15305, MS75088, MS75089, MS90537
- Electromagnetic shielding
- Inductive tolerance: ±10%

DIMENSIONS (IN.)

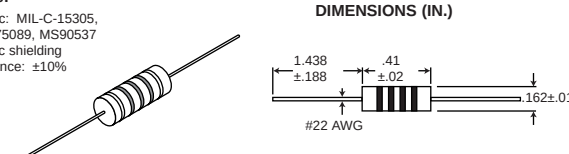

For quantities greater than listed, call for quote.

MOUSER STOCK NO.	L (µH)	Q Min	Test Freq MHz	Fo Min. MHz	Rdc Max. Ohms	Idc Max mA	Price Each 1	100	250
542-9250-102	1.0	44	25	140	.07	1070	2.89	2.12	1.59
542-9250-222	2.2	44	7.9	100	.19	650	2.89	2.12	1.59
542-9250-332	3.3	44	7.9	85	.35	480	2.89	2.12	1.59
542-9250-472	4.7	44	7.9	70	.55	380	2.89	2.12	1.59
542-9250-103	10	50	7.9	46	1.62	220	2.89	2.12	1.59
542-9250-223	22	45	2.5	41	.96	290	2.89	2.12	1.59
542-9250-473	47	50	2.5	27	2.11	195	3.18	2.33	1.75
542-9250-104	100	50	2.5	10	3.12	160	3.48	2.55	1.91
542-9250-224	220	55	.79	7.5	5	125	3.48	2.55	1.91
542-9250-474	470	60	.79	5.7	9.5	92	3.48	2.55	1.91
542-9250-105	1000	60	.79	3.8	17.5	70	3.48	2.55	1.91
542-9250-225	2200	45	.25	.97	33.8	50	3.98	2.92	2.19
542-9250-106	10000	40	.25	.47	137	24	4.29	3.15	2.36

70F SERIES RF CHOKES

Specifications:

- Varnish impregnated
- Core material: L ≤ 15000µH, iron
  L ≥ 33000µH, ferrite

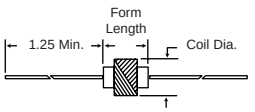

DIMENSIONS (IN.)

For quantities greater than listed, call for quote.

MOUSER STOCK NO.	L (µH)	Q Min.	Fo Min.	Rdc Max. Ohms	Idc Max mA	Coil Dia. Max.	Form Length	Price Each 1	100	250
542-70F106	1.0	41	118	.048	2041	.165	.25	1.03	.75	.56
542-70F226	2.2	43	87	.156	1132	.16	.25	1.25	.92	.69
542-70F336	3.3	40	66	.24	912	.15	.25	1.25	.92	.69
542-70F476	4.7	43	53	.457	661	.15	.25	1.25	.92	.69
542-70F686	6.8	40	49	.624	566	.15	.25	1.25	.92	.69
542-70F105	10	36	19	1.56	277	.16	.25	1.52	1.11	.83
542-70F225	22	51	13	2.28	229	.165	.25	1.52	1.11	.83
542-70F335	33	50	10	2.76	208	.17	.25	1.52	1.11	.83
542-70F395	39	48	9.3	3.36	188	.175	.25	1.52	1.11	.83
542-70F475	47	44	9.1	3.36	188	.175	.25	1.52	1.11	.83
542-70F104	100	25	3.6	7.68	139	.165	.25	1.65	1.21	.91
542-70F474	470	35	1.8	16.3	95	.185	.25	1.65	1.21	.91
542-70F504	500	49	1.8	18	91	.195	.25	1.74	1.27	.96
542-70F824	820	33	1.6	22.9	80	.21	.25	1.74	1.27	.96
542-70F103	1000	30	1.4	24	79	.225	.25	1.74	1.27	.96
542-70F223	2200	40	.96	45.6	57	.24	.25	1.80	1.32	.99
542-70F253	2500	48	.96	45.6	57	.26	.38	1.80	1.32	.99
542-70F333	3300	52	.8	51.6	53	.26	.38	1.80	1.32	.99
542-70F473	4700	49	.68	64.8	48	.285	.38	1.95	1.43	1.07
542-70F102	10000	41	.52	101	38	.335	.38	1.85	1.36	1.02
542-70F152	15000	50	.32	113	47	.3	.50	3.26	2.39	1.80
542-70F332	33000	61	.232	134	43	.353	.63	4.51	3.31	2.48
542-70F502	50000	57	.196	175	37	.4	.63	4.51	3.31	2.48
542-70F101	100000	48	.157	278	29	.446	.63	3.10	2.27	1.71

AXIAL LEADED RF CHOKES

Phenolic Core

Specifications:

- Inductive tolerance: ±10% (except 542-4602 is ±20%)
- Varnish impregnated

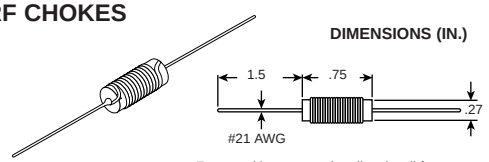

DIMENSIONS (IN.)

For quantities greater than listed, call for quote.

MOUSER STOCK NO.	L (µH)	Q Min	Test Freq MHz	Fo Min. MHz	Rdc Max.	Idc Max mA	Price Each 1	100	250
542-4602	1	60	7.9	190	.05	2000	.98	.72	.54
542-4604	1.5	58	7.9	149	.093	1800	.98	.72	.54
542-4606	2.4	56	7.9	120	.19	1500	.98	.72	.54
542-4608	3.9	60	7.9	93	.45	1000	.98	.72	.54
542-4609	5.5	57	7.9	80	.67	850	.98	.72	.54
542-4610	6.2	57	7.9	76	.83	700	.98	.72	.54
542-4611	8.2	57	7.9	65	1.2	600	.98	.72	.54
542-4612	10	36	2.5	61	1.5	500	.98	.72	.54

Iron Core

Specifications:

- Inductive tolerance: ±5%
- Varnish impregnated

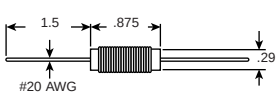

DIMENSIONS (IN.)

For quantities greater than listed, call for quote.

542-4622	10	69	2.5	40	.11	1500	1.32	.97	.73
542-4624	15	62	2.5	33	.17	1000	1.32	.97	.73
542-4626	24	65	2.5	25	.34	800	1.32	.97	.73
542-4629	55	72	2.5	17	1	500	1.32	.97	.73
542-4630	62	83	2.5	16	1.2	475	1.34	.99	.74
542-4631	82	85	2.5	13	1.9	450	1.34	.99	.74
542-4632	100	107	.79	12	3	400	1.34	.99	.74

HEAVY DUTY HASH CHOKES

Specifications:

- L ≤ 4µH measured on Q meter @ 7.9 MHz
- L ≥ 40µH measured on 1 KHz bridge
- Inductive tolerance: ±20%

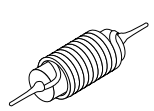

For quantities greater than listed, call for quote.

MOUSER STOCK NO.	L (µH)	Rdc Max. Ohms	Idc Max Amps	Coil Dia. Max.	Form Length	Core Material	Price Each 1	100	250
542-5230	4	.012	8	.38	.875	Ferrite	2.39	1.75	1.31
542-5240	40	.082	3	.31	1.25	Ferrite	2.39	1.75	1.31
542-5248	68	.054	5	.56	1.25	Ferrite	2.88	2.11	1.55
542-5250	100	.216	2	.38	1.25	Ferrite	2.88	2.11	1.55
542-5252	125	.08	3.5	.5	1.25	Ferrite	3.18	2.33	1.72
542-5254	250	.17	2.5	.44	1.25	Ferrite	3.18	2.33	1.72
542-5256	500	.26	2	.56	1.25	Ferrite	3.18	2.33	1.72
542-5258	1000	.55	1	.5	1.25	Ferrite	3.27	2.40	1.80
542-5218	3.35	.01	20	.6	1.25	Iron	5.37	3.94	2.95
542-5219	4.9	.016	15	.6	1.25	Iron	5.03	3.69	2.77
542-5220	8.8	.021	10	.56	1.25	Iron	4.78	3.51	2.63

MINIATURE HIGH CURRENT RF CHOKES

Specifications:

- Epoxy conformal coated
- Operating temperature: -55°C to +105°C

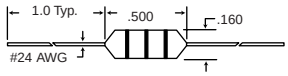

DIMENSIONS (IN.)

5300 Series

For quantities greater than listed, call for quote.

MOUSER STOCK NO.	L (µH)	Inductive Tolerance	Incr I mA	Fo Min. MHz	Rdc Max. Ohms	Idc Max mA	Price Each 1	100	250
542-5300-01	1.0	10%	3000	190	.018	3300	1.70	1.25	.93
542-5300-03	1.5	10%	2500	160	.020	3100	1.70	1.25	.93
542-5300-10	5.6	10%	1300	64	.074	1600	1.60	1.18	.88
542-5300-13	10	10%	970	25	.095	1500	1.60	1.18	.88
542-5300-17	22	10%	640	8.4	.19	1000	1.60	1.18	.88
542-5300-19	33	10%	530	7.6	.24	910	1.60	1.18	.88
542-5300-21	47	10%	430	6.0	.35	760	1.65	1.21	.91
542-5300-25	100	10%	300	3.9	.67	550	1.65	1.21	.91
542-5300-27	150	10%	250	3.2	1.2	410	1.65	1.21	.91
542-5300-29	220	10%	200	2.3	1.9	320	1.65	1.21	.91
542-5300-32	390	10%	150	1.7	3.0	260	1.76	1.29	.97
542-5300-33	470	10%	140	1.4	3.4	240	1.76	1.29	.97

HIGH CURRENT RF CHOKES

Specifications:

- Coils finished with sleeving VW1 Rated
- Inductance measured @ 1KHz
- Operating temperature: -55°C to +105°C

5800 Series

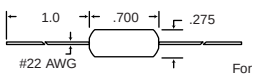

DIMENSIONS (IN.)

For quantities greater than listed, call for quote.

MOUSER STOCK NO.	L (µH)	Inductive Tolerance	Rdc Max. Ohms @ +20°C	Saturation Current DC Amps	Suggested Rated Current AC	Price Each 1	100	250
542-5800-3R9	3.9	10%	.019	7.3	1.28	1.88	1.38	1.03
542-5800-8R2	8.2	10%	.028	4.5	1.28	1.88	1.38	1.03
542-5800-100	10	10%	.033	4.1	1.28	1.88	1.38	1.03
542-5800-470	47	10%	.109	1.8	.804	1.88	1.38	1.03
542-5800-560	56	10%	.140	1.7	.804	1.88	1.38	1.03
542-5800-820	82	10%	.152	1.4	.804	1.88	1.38	1.03
542-5800-101	100	10%	.208	1.2	.632	1.88	1.38	1.03
542-5800-121	120	10%	.283	1.1	.508	1.88	1.38	1.03
542-5800-151	150	10%	.340	1.0	.508	1.88	1.38	1.03
542-5800-181	180	10%	.362	.95	.508	1.88	1.38	1.03
542-5800-221	220	10%	.430	.86	.508	1.88	1.38	1.03
542-5800-271	270	10%	.557	.77	.400	1.88	1.38	1.03
542-5800-331	330	10%	.665	.70	.400	1.88	1.38	1.03
542-5800-391	390	10%	.772	.64	.400	1.88	1.38	1.03
542-5800-471	470	10%	1.15	.59	.315	1.88	1.38	1.03
542-5800-102	1000	10%	2.30	.40	.200	1.88	1.38	1.03
542-5800-152	1500	10%	3.45	.33	.158	1.88	1.38	1.03
542-5800-222	2200	10%	4.48	.27	.158	1.88	1.38	1.03
542-5800-472	4700	10%	10.5	.18	.100	1.88	1.38	1.03
542-5800-682	6800	10%	16.3	.151	.082	1.88	1.38	1.03
542-5800-103	10000	10%	26.4	.125	.050	1.88	1.38	1.03

5900 Series

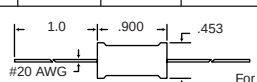

DIMENSIONS (IN.)

For quantities greater than listed, call for quote.

542-5900-100	10	10%	.017	8.70	4.0	3.82	2.80	2.10
542-5900-220	22	10%	.026	6.07	4.0	3.82	2.80	2.10
542-5900-470	47	10%	.035	3.98	4.0	3.82	2.80	2.10
542-5900-560	56	10%	.037	3.66	3.2	3.82	2.80	2.10
542-5900-101	100	10%	.090	2.79	1.6	3.82	2.80	2.10
542-5900-121	120	10%	.113	2.54	1.6	3.82	2.80	2.10
542-5900-151	150	10%	.129	2.22	1.6	3.82	2.80	2.10
542-5900-221	220	10%	.162	1.89	1.6	3.82	2.80	2.10
542-5900-271	270	10%	.208	1.63	1.6	3.82	2.80	2.10
542-5900-331	330	10%	.212	1.51	1.6	3.82	2.80	2.10
542-5900-391	390	10%	.281	1.39	1.6	3.82	2.80	2.10
542-5900-471	470	10%	.380	1.24	1.2	3.82	2.80	2.10
542-5900-681	680	10%	.548	1.05	1.0	3.82	2.80	2.10
542-5900-102	1000	10%	.844	.87	0.8	3.82	2.80	2.10
542-5900-152	1500	10%	1.18	.70	0.6	3.82	2.80	2.10
542-5900-472	4700	10%	3.19	.39	0.4	3.82	2.80	2.10
542-5900-682	6800	10%	5.69	.322	.250	3.82	2.80	2.10
542-5900-103	10000	10%	7.30	.266	.250	5.88	4.31	3.23

HIGH CURRENT TOROIDS

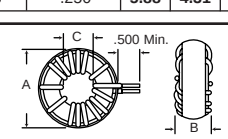

DIMENSIONS (IN.)

5700 Series

For quantities greater than listed, call for quote.

MOUSER STOCK NO.	L (µH)	I, DC Max Amps	Min L @ I, DC	Dimensions (In.) A	B	C	Price Each 1	100	250
542-5701	10	11.00	5	.875	.437	.187	7.26	5.32	3.99
542-5702	25	5.50	12	.875	.437	.187	7.26	5.32	3.99
542-5703	125	2.75	70	.875	.437	.187	7.26	5.32	3.99
542-5704	275	2.00	150	.875	.437	.187	7.26	5.32	3.99
542-5705	450	1.50	250	.875	.437	.187	7.26	5.32	3.99
542-5707	75	5.00	40	1.125	.562	.312	7.81	5.73	4.30
542-5711	50	9.50	25	1.250	.625	.375	8.92	6.54	4.91
542-5712	150	4.75	85	1.250	.625	.375	8.92	6.54	4.91

SMD Inductors and Ferrite Beads

XICON Fastron 0805A SERIES CHIP INDUCTORS

NEW IN '97

Features:
- Pad: tungsten-nickel with gold-flash
- Epoxy molded flat top
- Soldering methods: wave, reflow, vapor phase
- Solderability: 260°C max., 10 seconds
- Operating temp.: -55°C to +125°C
- Packing: 8mm blister tape
- Resistance to solvent: conform to MIL-STD-202E

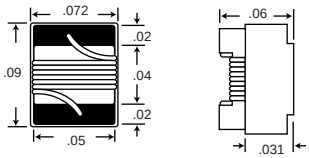

DIMENSIONS (IN.)

For quantities greater than listed, call for quote.

MOUSER STOCK NO.	L (µH)	Q (min.)	Test Freq. (MHz)	DC Res. (max.Ω)	Rated DC (mA)	SRF (MHz)	Price Each 1	100	500	1000
434-14-2N2M	.0022	45	250	.05	600	6000	1.50	1.05	.85	.72
434-14-6N8M	.0068	50	250	.11	600	5500	1.50	1.05	.85	.72
434-14-022M	.022	55	250	.22	600	2600	1.50	1.05	.85	.72
434-14-033M	.033	60	250	.27	500	2050	1.50	1.05	.85	.72
434-14-039M	.039	60	250	.29	500	2000	1.50	1.05	.85	.72
434-14-047M	.047	60	200	.31	500	1650	1.50	1.05	.85	.72
434-14-056K	.056	60	200	.34	500	1550	1.50	1.05	.85	.72
434-14-068K	.068	60	200	.38	500	1450	1.50	1.05	.85	.72
434-14-082K	.082	65	150	.42	500	1300	1.50	1.05	.85	.72
434-14-R10K	.10	65	150	.46	400	1200	1.50	1.05	.85	.72
434-14-R22K	.22	50	100	.80	400	850	1.50	1.05	.85	.72
434-14-R27K	.27	40	100	1.50	280	820	1.50	1.05	.85	.72
434-14-R47K	.47	40	100	2.50	170	720	1.50	1.05	.85	.72
434-14-R68K	.68	30	50	4.00	170	600	1.50	1.05	.85	.72

1812 SURFACE MOUNT INDUCTORS

Features:
- Specially developed for automatic mounting applications
- Ferrite based product in a sealed thermoset plastic package
- Smooth top surface: particularly well suited to pick and place equipment
- Suitable to dip and wave solder
- Minimum 100MΩ insulation
- Operating temp. range: -25°C to +85°C
- Employs copper terminations with barrier layer

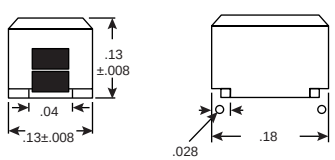

DIMENSIONS (IN.)

For quantities greater than listed, call for quote.

MOUSER STOCK NO.	L (µH)	Q (min.)	Test Freq. (MHz)	SRF (MHz)	DCR Max. (Ω)	Rated DC (mA)	Price Each 1	10	100	Price Per Reel of 500
435-0012	1.2	50	7.96	80	.30	500	.97	.88	.80	302.90
435-0022	2.2	50	7.96	55	.40	430	.97	.88	.80	302.90
435-0047	4.7	50	7.96	35	.57	360	.97	.88	.80	302.90
435-0100	10	40	7.96	20	.84	300	.97	.88	.80	302.90
435-0220	22	40	2.52	16	1.7	200	.97	.88	.80	302.90
435-0330	33	40	2.52	14	2.2	180	.97	.88	.80	302.90
435-0470	47	40	2.52	12	2.7	160	.97	.88	.80	302.90
435-1000	100	50	.796	8.5	5.6	110	.97	.88	.80	302.90
435-1500	150	50	.796	6.0	10.6	80	.97	.88	.80	302.90
435-2200	220	50	.796	5.0	13.7	70	.97	.88	.80	302.90

HiQ™ FERRITE CHIP BEADS

Ferrite Chip Beads provide an effective means of EMI/RFI attenuation for electronic equipment. These items are specially designed for flow, reflow, and wave soldering applications.

Specifications:
- Impedance tolerance: ±25%
- Operating temperature: -25°C to 85°C
- Storage temperature: -40°C to 85°C

✻Stock Number: 436-2600 dimension C = .063±.008

EIA SIZE	Dimensions (In.) A	B	C
0805	.079±.008	.049±.008	.035±.008
✻1206	.126±.008	.063±.008	.043±.008
1210	.126±.008	.099±.008	.051±.008
1806	.177±.010	.063±.008	.063±.008
1812	.177±.010	.126±.008	.059±.008

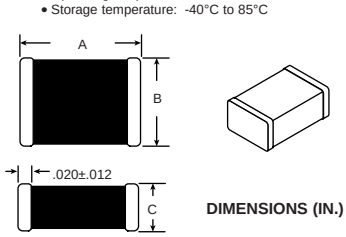

DIMENSIONS (IN.)

To order reels add "**/REEL**" to Mouser Stock No.

For quantities greater than listed, call for quote.

MOUSER STOCK NO.	EIA Size	Imped. (Ω) @ 100MHz	DC Resist. (Ω) max.	Rated Current (mA) max.	Price Each 1	100	500	Qty. Per Reel	Price Per Reel
436-1110	0805	11	0.10	600	.30	.20	.18	4000	537.60
436-1121	0805	120	0.60	200	.33	.22	.20	4000	578.56
436-1151	0805	150	0.50	300	.52	.35	.32	4000	921.60
436-1601	0805	600	1.00	200	.69	.46	.42	4000	1218.56
436-2320	1206	32	0.15	500	.36	.24	.22	3000	499.80
436-2601	1206	600	0.40	200	.62	.41	.38	3000	874.14
✻ 436-2600	1206	60	0.50	200	.37	.25	.22	2000	387.60
436-3600	1210	60	0.30	400	.37	.25	.22	2500	459.00
436-4800	1806	80	0.30	400	.35	.23	.21	2000	361.76
436-4151	1806	150	0.50	200	.45	.30	.27	2000	470.44
436-5121	1812	120	0.40	300	.38	.26	.23	1000	210.00

XICON Fastron 1008A SERIES SMD INDUCTORS

Features:
- Pad: tungsten-nickel
- Epoxy molded flat top
- Soldering methods: wave, reflow, vapor phase
- Solderability: 260°C max., 10 seconds
- Operating temp.: -55°C to +125°C
- Packing: 8mm blister tape
- Resistance to solvent: conform to MIL-STD-202E

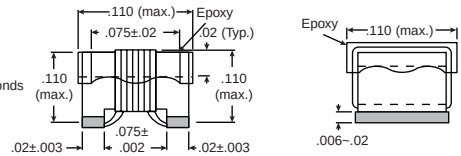

DIMENSIONS (IN.)

±20% Tolerance

For quantities greater than listed, call for quote.

MOUSER STOCK NO.	L (µH)	Q (min.)	Test Freq. (MHz)	DC Res. (max.Ω)	Rated DC (mA)	SRF (MHz)	Price Each 1	100	500	Price Per Reel of 2000
434-07-010M	.01	30	100	.050	1850	1000	1.40	.98	.79	840.00
434-07-022M	.022	40	100	.060	1450	1000	1.40	.98	.79	840.00

±10% Tolerance

For quantities greater than listed, call for quote.

MOUSER STOCK NO.	L (µH)	Q (min.)	Test Freq. (MHz)	DC Res. (max.Ω)	Rated DC (mA)	SRF (MHz)	Price Each 1	100	500	Price Per Reel of 2000
434-07-033K	.033	50	100	.060	1450	1000	1.40	.98	.79	840.00
434-07-039K	.039	50	100	.075	1300	1000	1.40	.98	.79	840.00
434-07-047K	.047	50	100	.079	1300	1000	1.40	.98	.79	840.00
434-07-056K	.056	50	100	.090	1260	1000	1.40	.98	.79	840.00
434-07-068K	.068	50	100	.090	1260	1000	1.40	.98	.79	840.00
434-07-082K	.082	50	100	.150	820	1000	1.40	.98	.79	840.00
434-07-R10K	.10	50	100	.150	820	1000	1.40	.98	.79	840.00
434-07-R12K	.12	40	100	.180	820	825	1.40	.98	.79	840.00
434-07-R18K	.18	40	50	.200	770	770	1.40	.98	.79	840.00
434-07-R22K	.22	40	50	.260	660	690	1.40	.98	.79	840.00
434-07-R27K	.27	40	50	.300	610	650	1.40	.98	.79	840.00
434-07-R33K	.33	40	50	.450	500	570	1.40	.98	.79	840.00
434-07-R39K	.39	35	50	.700	360	520	1.40	.98	.79	840.00
434-07-R47K	.47	35	50	.780	310	490	1.40	.98	.79	840.00
434-07-R56K	.56	35	35	1.20	260	440	1.40	.98	.79	840.00
434-07-R68K	.68	35	35	2.10	200	390	1.40	.98	.79	840.00
434-07-R82K	.82	35	35	2.30	170	360	1.40	.98	.79	840.00
434-07-1R0K	1.0	35	35	2.70	170	330	1.40	.98	.79	840.00
434-07-1R2K	1.2	35	35	3.00	170	310	1.40	.98	.79	840.00
434-07-1R5K	1.5	30	35	5.2	170	250	1.40	.98	.79	840.00

1812 MAGNETIC SHIELDED CHIP INDUCTORS

Specifications:
- Temperature rise: 20°C max.
- Ambient temperature: 80°C max.
- Operating temperature: -20°C to +100°C
- Storage temperature: -40°C to +100°C

Features:
- Very strong solderability
- Can be mounted automatically
- Terminals are highly resistant to pull forces
- Highly resistant to mechanical shocks and pressure

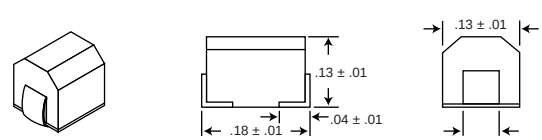

DIMENSIONS (IN.)

To order reels add: " **/Reel** " to Mouser Stock No.

For quantities greater than listed, call for quote.

MOUSER STOCK NO.	L (µH)	Q (min.)	Test Freq. (MHz)	SRF (MHz)	DCR Max. (Ω)	Rated DC (mA)	Price Each 1	10	100	Price Per Reel of 500
435-18-R10M	0.10	28	25.2	700	0.44	450	.84	.65	.49	199.00
435-18-R15M	0.15	30	25.2	450	0.25	450	.84	.65	.49	199.00
435-18-R22M	0.22	30	25.2	350	0.32	450	.84	.65	.49	199.00
435-18-R33M	0.33	30	25.2	300	0.40	450	.84	.65	.49	199.00
435-18-R47M	0.47	30	25.2	220	0.50	450	.84	.65	.49	199.00
435-18-R68M	0.68	30	25.2	160	0.60	450	.84	.65	.49	199.00
435-18-1R0M	1.0	50	7.96	100	0.50	450	.84	.65	.49	199.00
435-18-1R2M	1.2	50	7.96	80	0.55	430	.84	.65	.49	199.00
435-18-1R5M	1.5	50	7.96	70	0.60	410	.84	.65	.49	199.00
435-18-1R8M	1.8	50	7.96	60	0.65	390	.84	.65	.49	199.00
435-18-2R2M	2.2	50	7.96	55	0.70	380	.84	.65	.49	199.00
435-18-2R7M	2.7	50	7.96	50	0.75	370	.84	.65	.49	199.00
435-18-3R3M	3.3	50	7.96	45	0.80	355	.84	.65	.49	199.00
435-18-4R7M	4.7	50	7.96	35	1.00	315	.84	.65	.49	199.00
435-18-5R6M	5.6	50	7.96	33	1.10	300	.84	.65	.49	199.00
435-18-6R8K	6.8	50	7.96	27	1.20	285	.84	.65	.49	199.00
435-18-8R2K	8.2	50	7.96	25	1.40	270	.84	.65	.49	199.00
435-18-100K	10	50	2.52	20	1.60	250	.84	.65	.49	199.00
435-18-120K	12	50	2.52	18	2.00	225	.84	.65	.49	199.00
435-18-150K	15	50	2.52	17	2.50	200	.84	.65	.49	199.00
435-18-180K	18	50	2.52	15	2.80	190	.84	.65	.49	199.00
435-18-220K	22	50	2.52	13	3.20	180	.84	.65	.49	199.00
435-18-270K	27	50	2.52	12	3.60	170	.84	.65	.49	199.00
435-18-330K	33	50	2.52	11	4.00	160	.84	.65	.49	199.00
435-18-470K	47	50	2.52	10	5.00	140	.84	.65	.49	199.00
435-18-560K	56	50	2.52	9	5.50	135	.84	.65	.49	199.00
435-18-101K	100	40	0.796	7	8.00	110	.84	.65	.49	199.00
435-18-151K	150	40	0.796	5	9.00	105	.84	.65	.49	199.00
435-18-181K	180	40	0.796	5	9.50	102	.84	.65	.49	199.00
435-18-221K	220	40	0.796	4	12.00	100	.84	.65	.49	199.00
435-18-331K	330	30	0.796	3	20.00	85	.84	.65	.49	199.00
435-18-471K	470	30	0.796	3	26.00	62	.84	.65	.49	199.00
435-18-681K	680	30	0.796	2	40.00	50	.84	.65	.49	199.00
435-18-102K	1000	30	0.796	2	50.00	30	.84	.65	.49	199.00

EPOXY CONFORMAL COATED CHOKES

These choke coils are UL recognized and feature an inductance of 0.15µH to 1000µH, capable of handling currents from 55mA to 1.35 amps. They are more economical than molded chokes and require no more board space than a 1/2 watt resistor. Tape and reel, ammo pack, and formed leads are available upon request.

- Solderability: According to MIL-STD-202F method 208D
- Product assurance: according to MIL-STD-790
- EIA color coded
- Operating temperature: IEC climactic category: 55/125/56; DIN climactic category: FKF: -55 to 125°C, humidity category F

NEW THIS ISSUE

Choke Coil Type	Dimensions (In.) A	B	C
Micro Miniature	.02	.134 max.	.095 max.
Miniature	.02	.276 max.	.118 max.
Small	.024	.374 max.	.158 max.

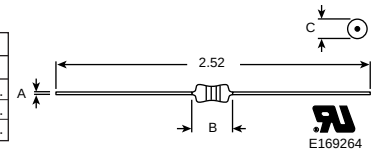

E169264

Micro Miniature Choke Coils

For quantities greater than listed, call for quote.

MOUSER STOCK NO.	L (µH)	Tol. %	Q Min.	Test Freq. (KHz)	Res. Freq. (MHz)	DCR Max. (Ω)	Max DC Current (mA)	Price Each 1	100	500	1000
434-21-1R0	1.0	±20	40	7.96	150.0	0.5	500	.36	.27	.22	.18
434-21-2R2	2.2	±20	40	7.96	45.0	0.4	430	.36	.27	.22	.18
434-21-2R7	2.7	±20	40	7.96	40.0	0.7	335	.36	.27	.22	.18
434-21-3R3	3.3	±20	40	7.96	38.0	0.8	325	.36	.27	.22	.18
434-21-4R7	4.7	±20	40	7.96	32.0	1.2	250	.36	.27	.22	.18
434-21-5R6	5.6	±20	40	7.96	30.0	1.3	250	.36	.27	.22	.18
434-21-6R8	6.8	±20	40	7.96	28.0	1.3	220	.36	.27	.22	.18
434-21-100	10.0	±10	40	7.96	24.0	2.2	180	.36	.27	.22	.18
434-21-150	15.0	±10	40	2.52	20.0	2.6	155	.36	.27	.22	.18
434-21-180	18.0	±10	40	2.52	18.0	3.0	150	.36	.27	.22	.18
434-21-220	22.0	±10	40	2.52	17.0	3.4	148	.36	.27	.22	.18
434-21-270	27.0	±10	40	2.52	16.0	4.3	145	.36	.27	.22	.18
434-21-330	33.0	±10	40	2.52	14.0	4.7	140	.36	.27	.22	.18
434-21-470	47.0	±10	40	2.52	12.0	5.8	120	.36	.27	.22	.18
434-21-101	100.0	±10	40	2.52	9.0	12.0	78	.36	.27	.22	.18

Miniature Choke Coils

For quantities greater than listed, call for quote.

MOUSER STOCK NO.	L (µH)	Tol. %	Q Min.	Test Freq. (KHz)	Res. Freq. (MHz)	DCR Max. (Ω)	Max DC Current (mA)	Price Each 1	100	500	1000
434-22-R15	.15	±10	35	25.2	500.0	.13	1020	.36	.27	.22	.18
434-22-R22	.22	±10	35	25.2	420.0	.16	990	.36	.27	.22	.18
434-22-R27	.27	±10	35	25.2	380.0	.17	910	.36	.27	.22	.18
434-22-R33	.33	±10	35	25.2	330.0	.20	830	.36	.27	.22	.18
434-22-R39	.39	±10	35	25.2	300.0	.22	790	.36	.27	.22	.18
434-22-R47	.47	±10	35	25.2	280.0	.25	750	.36	.27	.22	.18
434-22-R56	.56	±10	35	25.2	260.0	.28	700	.36	.27	.22	.18
434-22-R68	.68	±10	35	25.2	240.0	.48	530	.36	.27	.22	.18
434-22-R82	.82	±10	35	25.2	230.0	.55	500	.36	.27	.22	.18
434-22-1R0	1.00	±5	35	25.2	180.0	.25	630	.36	.27	.22	.18
434-22-1R2	1.20	±5	40	7.96	170.0	.25	610	.36	.27	.22	.18
434-22-1R5	1.50	±5	40	7.96	150.0	.30	570	.36	.27	.22	.18
434-22-1R8	1.80	±5	40	7.96	130.0	.30	540	.36	.27	.22	.18
434-22-2R2	2.20	±5	40	7.96	120.0	.35	520	.36	.27	.22	.18
434-22-2R7	2.70	±5	40	7.96	110.0	.40	480	.36	.27	.22	.18
434-22-3R3	3.30	±5	40	7.96	110.0	.50	420	.36	.27	.22	.18
434-22-3R9	3.90	±5	40	7.96	100.0	.55	400	.36	.27	.22	.18
434-22-4R7	4.70	±5	40	7.96	90.0	.65	380	.36	.27	.22	.18
434-22-5R6	5.60	±5	45	7.96	75.0	1.30	260	.36	.27	.22	.18
434-22-6R8	6.80	±5	45	7.96	70.0	1.45	250	.36	.27	.22	.18
434-22-8R2	8.20	±5	50	7.96	65.0	1.60	240	.36	.27	.22	.18
434-22-100	10.00	±5	50	7.96	60.0	1.70	230	.36	.27	.22	.18
434-22-120	12.00	±5	50	2.52	50.0	2.40	190	.36	.27	.22	.18
434-22-150	15.00	±5	50	2.52	45.0	2.70	185	.36	.27	.22	.18
434-22-180	18.00	±5	60	2.52	14.0	0.81	350	.36	.27	.22	.18
434-22-220	22.00	±5	60	2.52	12.0	0.90	335	.36	.27	.22	.18
434-22-270	27.00	±5	60	2.52	11.0	1.00	315	.36	.27	.22	.18
434-22-330	33.00	±5	60	2.52	10.0	1.12	300	.36	.27	.22	.18

Miniature Choke Coils (cont.)

For quantities greater than listed, call for quote.

MOUSER STOCK NO.	L (µH)	Tol. %	Q Min.	Test Freq. (KHz)	Res. Freq. (MHz)	DCR Max. (Ω)	Max DC Current (mA)	Price Each 1	100	500	1000
434-22-390	39.00	±5	60	2.52	8.5	1.21	285	.36	.27	.22	.18
434-22-470	47.00	±5	60	2.52	7.7	2.40	200	.36	.27	.22	.18
434-22-560	56.00	±5	60	2.52	6.8	2.60	195	.36	.27	.22	.18
434-22-680	68.00	±5	60	2.52	5.7	2.90	185	.36	.27	.22	.18
434-22-820	82.00	±5	60	2.52	5.5	3.20	175	.36	.27	.22	.18
434-22-101	100.00	±5	60	2.52	5.3	3.50	170	.36	.27	.22	.18
434-22-121	120.00	±5	60	0.79	5.0	3.80	160	.36	.27	.22	.18
434-22-151	150.00	±5	60	0.79	4.6	4.30	150	.36	.27	.22	.18
434-22-181	180.00	±5	60	0.79	4.2	5.30	135	.36	.27	.22	.18
434-22-221	220.00	±5	60	0.79	3.8	5.80	130	.36	.27	.22	.18
434-22-271	270.00	±5	60	0.79	3.2	7.80	115	.36	.27	.22	.18
434-22-331	330.00	±5	60	0.79	3.0	8.70	105	.36	.27	.22	.18
434-22-391	390.00	±5	60	0.79	2.7	11.00	95	.36	.27	.22	.18
434-22-471	470.00	±5	60	0.79	2.3	12.00	90	.36	.27	.22	.18
434-22-561	560.00	±5	60	0.79	2.2	16.50	75	.36	.27	.22	.18
434-22-681	680.00	±5	60	0.79	2.0	22.00	65	.36	.27	.22	.18
434-22-821	820.00	±5	60	0.79	1.8	25.00	60	.36	.27	.22	.18
434-22-102	1000.0	±5	60	0.79	1.5	33.00	55	.36	.27	.22	.18

Small Choke Coils

For quantities greater than listed, call for quote.

MOUSER STOCK NO.	L (µH)	Tol. %	Q Min.	Test Freq. (KHz)	Res. Freq. (MHz)	DCR Max. (Ω)	Max DC Current (mA)	Price Each 1	100	500	1000
434-23-R33	.33	±20	45	25.2	250.0	0.12	1350	.36	.27	.22	.18
434-23-R47	.47	±20	45	25.2	220.0	0.14	1280	.36	.27	.22	.18
434-23-R68	.68	±20	45	25.2	200.0	0.16	1225	.36	.27	.22	.18
434-23-1R0	1.00	±10	45	25.2	205.0	0.16	1200	.36	.27	.22	.18
434-23-1R5	1.50	±10	50	7.96	165.0	0.20	1100	.36	.27	.22	.18
434-23-2R2	2.20	±10	55	7.96	140.0	0.25	1000	.36	.27	.22	.18
434-23-3R3	3.30	±10	60	7.96	115.0	0.29	900	.36	.27	.22	.18
434-23-4R7	4.70	±10	60	7.96	95.0	0.34	820	.36	.27	.22	.18
434-23-6R8	6.80	±10	65	7.96	75.0	0.51	670	.36	.27	.22	.18
434-23-100	10.00	±10	65	7.96	35.0	0.49	680	.36	.27	.22	.18
434-23-120	12.00	±10	50	2.52	30.0	0.55	650	.36	.27	.22	.18
434-23-150	15.00	±10	50	2.52	20.0	0.60	610	.36	.27	.22	.18
434-23-180	18.00	±10	50	2.52	17.0	0.67	580	.36	.27	.22	.18
434-23-220	22.00	±10	50	2.52	13.0	0.74	560	.36	.27	.22	.18
434-23-270	27.00	±10	55	2.52	10.0	0.83	530	.36	.27	.22	.18
434-23-330	33.00	±10	55	2.52	9.0	0.92	500	.36	.27	.22	.18
434-23-470	47.00	±10	40	2.52	7.5	1.10	450	.36	.27	.22	.18
434-23-101	100.00	±10	70	0.79	5.0	1.70	370	.36	.27	.22	.18
434-23-151	150.00	±10	70	0.79	4.2	2.80	280	.36	.27	.22	.18
434-23-221	220.00	±10	70	0.79	3.7	3.30	250	.36	.27	.22	.18
434-23-331	330.00	±10	70	0.79	2.7	6.40	190	.36	.27	.22	.18
434-23-471	470.00	±10	70	0.79	2.2	7.90	170	.36	.27	.22	.18
434-23-681	680.00	±10	55	0.79	1.9	10.00	150	.36	.27	.22	.18
434-23-102	1000.0	±10	50	0.79	1.6	14.00	130	.36	.27	.22	.18

CHOKE COILS

These choke coils feature inductances from 33,000µH to 10µH capable of handling currents from 50mA to 7 amps. Their ferrite cores allow smaller forms, requiring less board space. Formed, tape and reel, and ammo packaging are available on request. Call our full service line, (800) 346-6873 for quote.

Features:

- Insulation strength: 2.0KV (epoxy coated)
- Operating temp.: -25°C to +85°C, Δ L/L (25°C) <±10%
- EIA color coded
- Axial leads
- Inductance test freq.: High current chokes: 1MHz; Low and medium current chokes: 20KHz

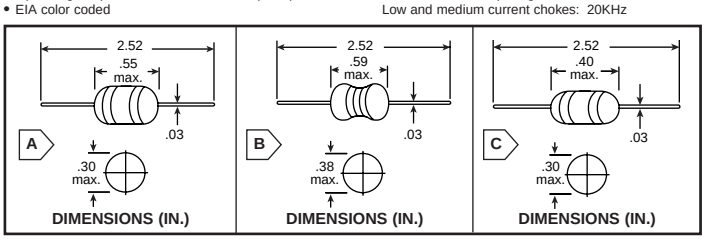

Low Current Chokes

For quantities greater than listed, call for quote.

MOUSER STOCK NO.	Fig.	L (µH)	Tol. %	Q Min.	Test Freq. (KHz)	Res. Freq. (MHz)	DCR Max. (Ω)	Max DC Current (mA)	Price Each 1	100	500	1000
434-06-681K	A	680	±10	80	796	2.30	3.7	170	1.07	.71	.64	.60
434-06-821K	A	820	±10	80	796	2.10	4.1	160	1.07	.71	.64	.60
434-06-102J	A	1000	±5	100	252	1.80	5.4	150	1.07	.71	.64	.60
434-06-122J	A	1200	±5	100	252	1.60	5.8	140	1.07	.71	.64	.60
434-06-152J	A	1500	±5	100	252	1.50	6.5	130	1.07	.71	.64	.60
434-06-182J	A	1800	±5	100	252	1.40	7.5	120	1.07	.71	.64	.60
434-06-222J	A	2200	±5	100	252	1.30	8.8	110	1.07	.71	.64	.60
434-06-272J	A	2700	±5	100	252	1.20	9.8	100	1.07	.71	.64	.60
434-06-332J	A	3300	±5	100	252	1.10	13.0	80	1.07	.71	.64	.60
434-06-392J	A	3900	±5	100	252	1.00	16.5	75	1.07	.71	.64	.60
434-06-472J	A	4700	±5	100	252	0.90	18.5	70	1.07	.71	.64	.60
434-06-562J	A	5600	±5	100	252	0.80	21.0	60	1.07	.71	.64	.60
434-06-682J	A	6800	±5	100	252	0.70	29.0	55	1.07	.71	.64	.60
434-06-822J	A	8200	±5	100	252	0.65	33.0	50	1.07	.71	.64	.60

Medium Current Chokes

For quantities greater than listed, call for quote.

MOUSER STOCK NO.	Fig.	L (µH)	Tol. %	Q Min.	Test Freq. (KHz)	Res. Freq. (MHz)	DCR Max. (Ω)	Max DC Current (mA)	Price Each 1	100	500	1000
434-05-331K	B	330	±10	35	796	2.7	1.0	500	1.22	.94	.85	.78
434-05-391K	B	390	±10	35	796	2.5	1.1	460	1.22	.94	.85	.78
434-05-471K	B	470	±10	35	796	2.3	1.3	420	1.22	.94	.85	.78
434-05-561K	B	560	±10	35	796	2.0	1.5	400	1.22	.94	.85	.78
434-05-681K	B	680	±10	35	796	1.9	1.9	350	1.22	.94	.85	.78
434-05-821K	B	820	±10	35	796	1.7	2.2	310	1.22	.94	.85	.78
434-05-102J	B	1000	±5	70	252	1.6	2.6	280	1.22	.94	.85	.78
434-05-122J	B	1200	±5	70	252	1.4	3.0	250	1.22	.94	.85	.78
434-05-152J	B	1500	±5	70	252	1.2	5.1	220	1.22	.94	.85	.78
434-05-182J	B	1800	±5	70	252	1.1	5.6	200	1.22	.94	.85	.78
434-05-222J	B	2200	±5	70	252	1.0	7.0	180	1.22	.94	.85	.78
434-05-272J	B	2700	±5	70	252	0.9	8.0	170	1.22	.94	.85	.78
434-05-332J	B	3300	±5	70	252	0.8	9.0	150	1.22	.94	.85	.78
434-05-392J	B	3900	±5	70	252	0.75	10.0	140	1.22	.94	.85	.78
434-05-472J	B	4700	±5	70	252	0.65	11.5	130	1.22	.94	.85	.78
434-05-562J	B	5600	±5	70	252	0.63	15.0	120	1.22	.94	.85	.78
434-05-682J	B	6800	±5	70	252	0.57	17.0	110	1.22	.94	.85	.78
434-05-822J	B	8200	±5	70	252	0.50	20.0	100	1.22	.94	.85	.78
434-05-103J	B	10000	±5	70	79	0.41	35.0	90	1.22	.94	.85	.78
434-05-123J	B	12000	±5	70	79	0.38	40.0	80	1.22	.94	.85	.78
434-05-153J	B	15000	±5	70	79	0.35	45.0	70	1.22	.94	.85	.78
434-05-183J	B	18000	±5	70	79	0.34	50.0	65	1.22	.94	.85	.78
434-05-223J	B	22000	±5	70	79	0.30	58.0	60	1.22	.94	.85	.78
434-05-273J	B	27000	±5	70	79	0.29	70.0	55	1.22	.94	.85	.78
434-05-333J	B	33000	±5	70	79	0.26	75.0	50	1.22	.94	.85	.78

High Current Chokes

For quantities greater than listed, call for quote.

MOUSER STOCK NO.	Fig.	L (µH)	Tol. %	DCR Max. (mΩ)	Max DC Current (A)	Price Each 1	100	500	1000
434-04-R70M	C	0.7	±20	15	7	.53	.40	.37	.33
434-04-1R0M	C	1.0	±20	15	4.0	.53	.40	.37	.33
434-04-1R8M	C	1.8	±20	55	2.5	.53	.40	.37	.33
434-04-3R6M	C	3.6	±20	110	1.8	.53	.40	.37	.33
434-04-8R2M	C	8.2	±20	130	1.5	.53	.40	.37	.33
434-04-100M	C	10.0	±20	240	1.3	.53	.40	.37	.33

HiQ™ Chokes and Coils

MINIATURE EPOXY COATED CHOKES

Price Each			
1	100	500	1000
.41	.31	.24	.20

For quantities greater than listed, call for quote.

- Smaller than 1/2 watt resistor
- Moisture resisrant
- EIA color code

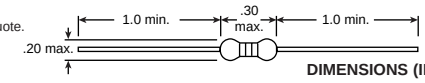

DIMENSIONS (IN.)

MOUSER STOCK NO.	L (µH)	Tol. ±%	Q Min.	Test Freq. (MHz)	Res. Freq. (MHz)	DCR Max. (Ω)	Max DC Current (mA)
43LS227	.22	10	50	25.2	300.0	.12	1400
43LS337	.33	10	55	25.2	250.0	.14	1280
43LS477	.47	10	50	25.2	220.0	.17	1150
43LS687	.68	10	55	25.2	190.0	.20	1040
43LS106	1.00	5	45	25.2	157.0	.21	920
43LS126	1.20	5	50	7.96	144.0	.22	880
43LS156	1.50	5	50	7.96	131.0	.23	830
43LS226	2.20	5	55	7.96	110.0	.28	750
43LS276	2.70	5	60	7.96	100.0	.30	720

MOUSER STOCK NO.	L (µH)	Tol. ±%	Q Min.	Test Freq. (MHz)	Res. Freq. (MHz)	DCR Max. (Ω)	Max DC Current (mA)
43LS336	3.30	5	65	7.96	94.0	.34	670
43LS476	4.70	5	70	7.96	58.0	.39	620
43LS566	5.60	5	70	7.96	50.0	.43	590
43LS686	6.80	5	75	7.96	40.0	.49	550
43LS105	10.00	5	65	7.96	30.0	.63	500
43LS125	12.00	5	55	2.52	25.0	.65	480
43LS155	15.00	5	55	2.52	20.0	.81	460
43LS185	18.00	5	50	2.52	14.0	.82	430
43LS225	22.00	5	50	2.52	8.0	.95	410

MOUSER STOCK NO.	L (µH)	Tol. ±%	Q Min.	Test Freq. (MHz)	Res. Freq. (MHz)	DCR Max. (Ω)	Max DC Current (mA)
43LS275	27.00	5	45	2.52	7.0	1.05	390
43LS335	33.00	5	45	2.52	6.0	1.05	370
43LS395	39.00	5	45	2.52	6.0	1.10	350
43LS475	47.00	5	40	2.52	5.0	1.31	340
43LS565	56.00	5	40	2.52	5.6	1.28	320
43LS685	68.00	5	40	2.52	5.0	1.62	305
43LS825	82.00	5	35	2.52	5.0	1.71	290
43LS104	100.00	5	30	2.52	4.5	2.10	275
43LS154	150.00	5	55	.796	3.0	3.48	175
43LS224	220.00	5	60	.796	2.5	4.84	155
43LS334	330.00	5	60	.796	2.0	6.40	137
43LS474	470.00	5	60	.796	1.9	7.70	126
43LS564	560.00	5	60	.796	1.8	8.50	120
43LS103	1000.00	5	40	.796	1.0	14.00	100

QUALITY MOLDED CHOKES

Price Each			
1	100	500	1000
.65	.59	.54	.49

For quantities greater than listed, call for quote.

Specifications:

- MIL-Spec: MIL-C-15305
- Moisture resistant
- Tolerance: ±10%
- Smaller than 1/2 watt resistor

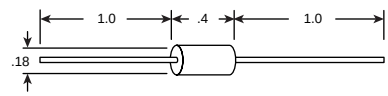

DIMENSIONS (IN.)

MEETS MIL SPECS

MOUSER STOCK NO.	L (µH)	Q Min.	Test Freq. (MHz)	Res. Freq. (MHz)	DCR Max. (Ω)	Max DC Current (mA)
43HH106	1.0	50	25.2	200	0.29	785
43HH226	2.2	33	7.9	135	0.95	435
43HH276	2.7	33	7.9	120	1.20	385
43HH336	3.3	33	7.9	110	2.00	300
43HH476	4.7	33	7.9	90	2.60	260
43HH105	10	55	7.9	45	0.90	290

MOUSER STOCK NO.	L (µH)	Q Min.	Test Freq. (MHz)	Res. Freq. (MHz)	DCR Max. (Ω)	Max DC Current (mA)
43HH155	15	65	2.5	40	1.40	240
43HH225	22	75	2.5	30	2.50	175
43HH335	33	65	2.5	19	3.00	165
43HH395	39	60	2.5	14.5	2.60	176
43HH475	47	55	2.5	13.0	2.75	170
43HH685	68	55	2.5	11.0	3.30	156

MOUSER STOCK NO.	L (µH)	Q Min.	Test Freq. (MHz)	Res. Freq. (MHz)	DCR Max. (Ω)	Max DC Current (mA)
43HH825	82	50	2.5	10.3	3.90	143
43HH104	100	50	2.5	9.5	4.50	133
43HH154	150	65	0.79	8.0	6.05	114
43HH224	220	65	0.79	6.2	7.45	103
43HH474	470	65	0.79	3.9	17.9	100
43HH103	1000	55	0.79	2.3	33.1	74

SUB-MINIATURE RF CHOKES

For quantities greater than listed, call for quote.

Price Each			
1	100	500	1000
.38	.26	.24	.22

- Inductive tolerance:
  .10 to 1.0µH ±20%
  1.2 to 1000µH ±10%
- Varnished dipped
- Core materials: Ferrite

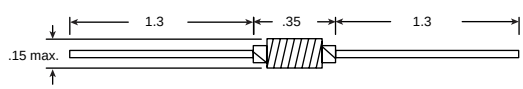

DIMENSIONS (IN.)

MOUSER STOCK NO.	L (µH)	Q Min.	Test Freq. (MHz)	Res. Freq. (MHz)	DCR Max. (Ω)	Max DC Current (mA)
43LQ107	.10	45	25.2	575	.025	2828
43LQ157	.15	45	25.2	500	.03	2582
43LQ227	.22	45	25.2	400	.04	2236
43LQ337	.33	45	25.2	325	.075	1633
43LQ477	.47	45	25.2	275	.15	1154
43LQ687	.68	45	25.2	225	.25	894
43LQ757	.75	45	25.2	200	.275	852
43LQ827	.82	45	25.2	175	.30	816
43LQ106	1.0	40	7.96	125	.36	745
43LQ126	1.2	40	7.96	100	.10	1414
43LQ156	1.5	40	7.96	95	.115	1318
43LQ186	1.8	40	7.96	85	.12	1290
43LQ226	2.2	40	7.96	83	.165	1100

MOUSER STOCK NO.	L (µH)	Q Min.	Test Freq. (MHz)	Res. Freq. (MHz)	DCR Max. (Ω)	Max DC Current (mA)
43LQ276	2.7	40	7.96	75	.185	1039
43LQ336	3.3	35	7.96	65	.275	852
43LQ396	3.9	35	7.96	60	.30	816
43LQ476	4.7	35	7.96	55	.465	655
43LQ566	5.6	35	7.96	50	.50	632
43LQ686	6.8	35	7.96	50	.625	565
43LQ756	7.5	35	7.96	45	.65	554
43LQ826	8.2	35	7.96	40	.75	516
43LQ105	10.0	35	7.96	30	1.50	365
43LQ125	12.0	30	2.52	26	1.37	318
43LQ155	15.0	30	2.52	20	1.62	305
43LQ185	18.0	30	2.52	14	1.71	278
43LQ225	22.0	30	2.52	10	1.88	225

MOUSER STOCK NO.	L (µH)	Q Min.	Test Freq. (MHz)	Res. Freq. (MHz)	DCR Max. (Ω)	Max DC Current (mA)
43LQ275	27.0	30	2.52	7	2.03	200
43LQ335	33.0	30	2.52	5	2.39	196
43LQ395	39.0	30	2.52	4.3	2.53	192
43LQ475	47.0	30	2.52	4.0	2.78	186
43LQ565	56.0	30	2.52	3.8	3.06	179
43LQ685	68.0	30	2.52	3.5	3.42	170
43LQ825	82.0	30	2.52	3.3	3.59	154
43LQ104	100.0	30	.796	3.0	4.35	136
43LQ124	120.0	30	.796	2.5	4.14	115
43LQ154	150.0	30	.796	2.5	4.85	104
43LQ184	180.0	30	.796	2.2	5.00	95
43LQ224	220.0	30	.796	2.0	5.87	83.5
43LQ274	270.0	30	.796	1.5	8.06	77
43LQ334	330.0	30	.796	1.4	8.50	69
43LQ394	390.0	30	.796	1.4	9.31	60
43LQ474	470.0	30	.796	1.2	13.9	51
43LQ564	560.0	30	.796	1.1	15.1	48
43LQ684	680.0	30	.796	1.1	15.7	40.25
43LQ824	820.0	30	.796	1.0	18.5	32
43LQ103	1000.0	30	.796	.9	22.2	30

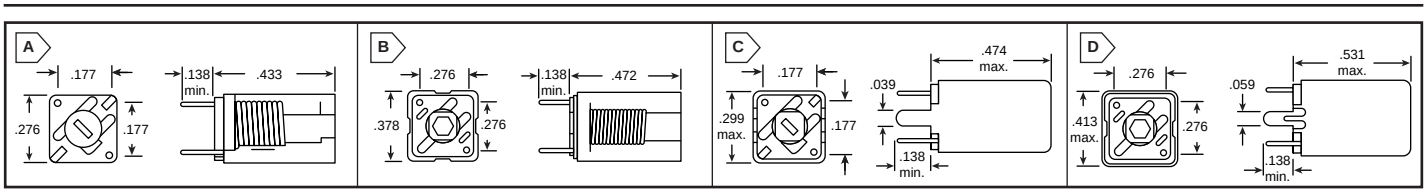

DIMENSIONS (IN.)

7mm (.276") TUNABLE COILS

- Core material: ferrite
- Core size: .126 x .236
- L min. measured with no core
- Wire: AWG #24 S.P.

Unshielded

For quantities greater than listed, call for quote.

MOUSER STOCK NO.	Fig.	Color	L (min.) µH	L (nom.) µH	L (max.) µH	Q (min.)	Test Freq (MHz)	Price Each 1	100	500
434-0712-1.5C	A	Brown	.035	.037	.039	70	50	.44	.29	.26
434-0712-2.5C	A	Red	.064	.072	.080	55	50	.44	.29	.26
434-0712-3.5C	A	Orange	.085	.095	.100	80	50	.44	.29	.26
434-0712-4.5C	A	Yellow	.119	.133	.146	60	25.2	.44	.29	.26
434-0712-5.5C	A	Green	.153	.170	.187	65	25.2	.44	.29	.26
434-0712-6.5C	A	Blue	.198	.220	.240	60	25.2	.44	.29	.26
434-0712-8.5C	A	Gray	.270	.300	.330	55	25.2	.44	.29	.26
434-0712-10.5C	A	Black	.432	.480	.528	60	25.2	.44	.29	.26

Shielded

For quantities greater than listed, call for quote.

434-0712-1.5CS	B	Brown	.032	.034	.035	55	50	.60	.40	.37
434-0712-2.5CS	B	Red	.048	.054	.059	60	50	.60	.40	.37
434-0712-3.5CS	B	Orange	.065	.072	.079	60	50	.60	.40	.37
434-0712-4.5CS	B	Yellow	.090	.100	.109	45	25.2	.60	.40	.37
434-0712-5.5CS	B	Green	.109	.122	.132	45	25.2	.60	.40	.37
434-0712-6.5CS	B	Blue	.130	.145	.159	50	25.2	.60	.40	.37
434-0712-8.5CS	B	Gray	.171	.190	.209	45	25.2	.60	.40	.37
434-0712-10.5CS	B	Black	.270	.300	.330	50	25.2	.60	.40	.37

10mm (.394") TUNABLE COILS

- Core material: carbonyl J
- Core size: .18 x .236
- L min. measured with no core
- Wire: AWG #22 S.P.

Unshielded

For quantities greater than listed, call for quote.

MOUSER STOCK NO.	Fig.	Color	L (min.) µH	L (nom.) µH	L (max.) µH	Q (min.)	Test Freq (MHz)	Price Each 1	100	500
434-1012-1.5C	C	Brown	.041	.042	.044	65	50	.44	.29	.26
434-1012-2.5C	C	Red	.070	.078	.085	90	50	.44	.29	.26
434-1012-3.5C	C	Orange	.108	.120	.132	80	50	.44	.29	.26
434-1012-4.5C	C	Yellow	.144	.160	.176	80	25.2	.44	.29	.26
434-1012-5.5C	C	Green	.172	.192	.211	90	25.2	.44	.29	.26
434-1012-6.5C	C	Blue	.230	.260	.286	80	25.2	.44	.29	.26
434-1012-8.5C	C	Gray	.333	.370	.407	95	25.2	.44	.29	.26
434-1012-10.5C	C	Black	.450	.500	.550	115	25.2	.44	.29	.26

Shielded

For quantities greater than listed, call for quote.

434-1012-1.5CS	D	Brown	.038	.039	.040	55	50	.60	.40	.37
434-1012-2.5CS	D	Red	.059	.065	.070	80	50	.60	.40	.37
434-1012-3.5CS	D	Orange	.085	.094	.100	60	50	.60	.40	.37
434-1012-4.5CS	D	Yellow	.112	.124	.136	60	25.2	.60	.40	.37
434-1012-5.5CS	D	Green	.135	.150	.165	80	25.2	.60	.40	.37
434-1012-6.5CS	D	Blue	.169	.188	.206	60	25.2	.60	.40	.37
434-1012-8.5CS	D	Gray	.243	.270	.297	65	25.2	.60	.40	.37
434-1012-10.5CS	D	Black	.297	.330	.363	65	25.2	.60	.40	.37

Pluggable and Epoxy Dipped Coils

XICON Fastron HIGH RELIABILITY PLUGGABLE COILS

Features:
- All 5% inductance tolerance
- Multi-layer windings on ferrite cores
- Heatshrink tube protected or ferrite magnetic shielded
- Sturdy pluggable radial construction with solder dipped leads
- Wide selection of medium to high inductances

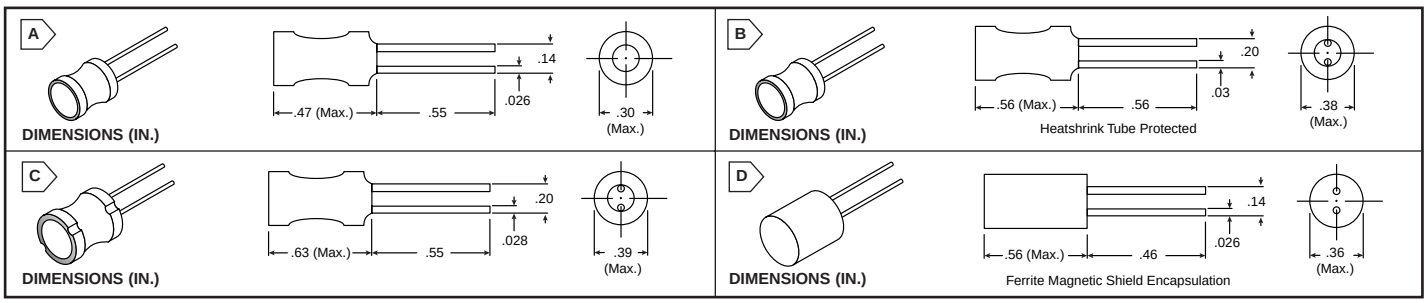

7mm

For quantities greater than listed, call for quote.

MOUSER STOCK NO.	Fig.	Inductance @ 20 KHz µH	Inductance @ 20 KHz mH	Q Min.	Test Freq. (KHz)	Res. Freq. (KHz)	DCR Max. (Ω)	Max DC Current (mA)	Price Each 1	Price Each 100	Price Each 500	Price Each 1000
434-17-681J	A	680	0.68	80	796	2300	3.7	170	**1.00**	**.80**	**.73**	**.66**
434-17-821J	A	820	0.82	80	796	2100	4.1	160	**1.00**	**.80**	**.73**	**.66**
434-17-102J	A	1000	1.00	100	252	1800	5.4	150	**1.00**	**.80**	**.73**	**.66**
434-17-122J	A	1200	1.20	100	252	1600	5.8	140	**1.00**	**.80**	**.73**	**.66**
434-17-152J	A	1500	1.50	100	252	1500	6.5	130	**1.00**	**.80**	**.73**	**.66**
434-17-182J	A	1800	1.80	100	252	1400	7.5	120	**1.00**	**.80**	**.73**	**.66**
434-17-222J	A	2200	2.20	100	252	1300	8.8	110	**1.00**	**.80**	**.73**	**.66**
434-17-272J	A	2700	2.70	100	252	1200	9.8	100	**1.00**	**.80**	**.73**	**.66**
434-17-332J	A	3300	3.30	100	252	1100	13.0	80	**1.00**	**.80**	**.73**	**.66**
434-17-392J	A	3900	3.90	100	252	1000	16.5	75	**1.00**	**.80**	**.73**	**.66**
434-17-472J	A	4700	4.70	100	252	900	18.5	70	**1.00**	**.80**	**.73**	**.66**
434-17-562J	A	5600	5.60	100	252	800	21.0	60	**1.00**	**.80**	**.73**	**.66**
434-17-682J	A	6800	6.80	100	252	700	29.0	55	**1.00**	**.80**	**.73**	**.66**
434-17-822J	A	8200	8.20	100	252	650	33.0	50	**1.00**	**.80**	**.73**	**.66**

9mm

For quantities greater than listed, call for quote.

434-01-101J	B	100	0.10	40	796	5000	0.3	790	**1.14**	**.91**	**.83**	**.75**
434-01-151J	B	150	0.15	40	796	4000	0.4	650	**1.14**	**.91**	**.83**	**.75**
434-01-221J	B	220	0.22	30	796	3300	0.5	530	**1.14**	**.91**	**.83**	**.75**
434-01-331J	B	330	0.33	35	796	2700	1.0	500	**1.14**	**.91**	**.83**	**.75**
434-01-391J	B	390	0.39	35	796	2500	1.1	460	**1.14**	**.91**	**.83**	**.75**
434-01-471J	B	470	0.47	35	796	2300	1.3	420	**1.14**	**.91**	**.83**	**.75**
434-01-561J	B	560	0.56	35	796	2000	1.5	400	**1.14**	**.91**	**.83**	**.75**
434-01-681J	B	680	0.68	35	796	1900	1.9	350	**1.14**	**.91**	**.83**	**.75**
434-01-821J	B	820	0.82	35	796	1700	2.2	310	**1.14**	**.91**	**.83**	**.75**
434-01-102J	B	1000	1.00	70	252	1600	2.6	280	**1.14**	**.91**	**.83**	**.75**
434-01-122J	B	1200	1.20	70	252	1400	3.0	250	**1.14**	**.91**	**.83**	**.75**
434-01-152J	B	1500	1.50	70	252	1200	5.1	220	**1.14**	**.91**	**.83**	**.75**
434-01-182J	B	1800	1.80	70	252	1100	5.6	200	**1.14**	**.91**	**.83**	**.75**
434-01-222J	B	2200	2.20	70	252	1000	7.0	180	**1.14**	**.91**	**.83**	**.75**
434-01-272J	B	2700	2.70	70	252	900	8.0	170	**1.14**	**.91**	**.83**	**.75**
434-01-332J	B	3300	3.30	70	252	800	9.0	150	**1.14**	**.91**	**.83**	**.75**
434-01-392J	B	3900	3.90	70	252	750	10.0	140	**1.14**	**.91**	**.83**	**.75**
434-01-472J	B	4700	4.70	70	252	650	11.5	130	**1.14**	**.91**	**.83**	**.75**
434-01-562J	B	5600	5.60	70	252	630	15.0	120	**1.14**	**.91**	**.83**	**.75**
434-01-682J	B	6800	6.80	70	252	570	17.0	110	**1.14**	**.91**	**.83**	**.75**
434-01-822J	B	8200	8.20	70	252	500	20.0	100	**1.14**	**.91**	**.83**	**.75**
434-01-103J	B	10000	10.00	70	79	410	35.0	90	**1.14**	**.91**	**.83**	**.75**
434-01-123J	B	12000	12.00	70	79	380	40.0	80	**1.14**	**.91**	**.83**	**.75**
434-01-153J	B	15000	15.00	70	79	350	45.0	70	**1.14**	**.91**	**.83**	**.75**
434-01-183J	B	18000	18.00	70	79	340	50.0	65	**1.14**	**.91**	**.83**	**.75**
434-01-223J	B	22000	22.00	70	79	300	58.0	60	**1.14**	**.91**	**.83**	**.75**
434-01-273J	B	27000	27.00	70	79	290	70.0	55	**1.14**	**.91**	**.83**	**.75**
434-01-333J	B	33000	33.00	70	79	260	75.0	50	**1.14**	**.91**	**.83**	**.75**

11mm

For quantities greater than listed, call for quote.

MOUSER STOCK NO.	Fig.	Inductance @ 20 KHz µH	Inductance @ 20 KHz mH	Q Min.	Test Freq. (KHz)	Res. Freq. (KHz)	DCR Max. (Ω)	Max DC Current (mA)	Price Each 1	Price Each 100	Price Each 500	Price Each 1000
434-03-103J	C	10000	10.0	50	79.6	350	23	110	**1.36**	**1.04**	**.94**	**.85**
434-03-123J	C	12000	12.0	50	79.6	320	24	100	**1.36**	**1.04**	**.94**	**.85**
434-03-153J	C	15000	15.0	50	79.6	290	28	90	**1.36**	**1.04**	**.94**	**.85**
434-03-183J	C	18000	18.0	50	79.6	280	34	85	**1.36**	**1.04**	**.94**	**.85**
434-03-223J	C	22000	22.0	50	79.6	250	39	80	**1.36**	**1.04**	**.94**	**.85**
434-03-273J	C	27000	27.0	50	79.6	210	48	70	**1.36**	**1.04**	**.94**	**.85**
434-03-333J	C	33000	33.0	50	79.6	200	56	65	**1.36**	**1.04**	**.94**	**.85**
434-03-393J	C	39000	39.0	50	79.6	190	62	60	**1.36**	**1.04**	**.94**	**.85**
434-03-473J	C	47000	47.0	50	79.6	180	73	55	**1.36**	**1.04**	**.94**	**.85**
434-03-563J	C	56000	56.0	50	79.6	140	115	50	**1.36**	**1.04**	**.94**	**.85**
434-03-683J	C	68000	68.0	50	79.6	130	120	50	**1.36**	**1.04**	**.94**	**.85**
434-03-823J	C	82000	82.0	50	79.6	120	150	45	**1.36**	**1.04**	**.94**	**.85**
434-03-104J	C	100000	100.0	50	25.2	110	155	40	**1.36**	**1.04**	**.94**	**.85**
434-03-124J	C	120000	120.0	50	25.2	90	200	35	**1.36**	**1.04**	**.94**	**.85**
434-03-154J	C	150000	150.0	50	25.2	80	205	35	**1.36**	**1.04**	**.94**	**.85**

10mm, Magnetic Shielded

For quantities greater than listed, call for quote.

434-02-102J	D	1000	1.0	70	796	2040	3.4	90	**1.48**	**1.14**	**1.05**	**.95**
434-02-122J	D	1200	1.2	70	252	1800	3.7	75	**1.48**	**1.14**	**1.05**	**.95**
434-02-152J	D	1500	1.5	70	252	1350	4.0	70	**1.48**	**1.14**	**1.05**	**.95**
434-02-182J	D	1800	1.8	70	252	1150	4.5	65	**1.48**	**1.14**	**1.05**	**.95**
434-02-222J	D	2200	2.2	70	252	1400	5.2	60	**1.48**	**1.14**	**1.05**	**.95**
434-02-272J	D	2700	2.7	70	252	1000	5.8	55	**1.48**	**1.14**	**1.05**	**.95**
434-02-332J	D	3300	3.3	100	252	1100	6.1	50	**1.48**	**1.14**	**1.05**	**.95**
434-02-392J	D	3900	3.9	100	252	990	7.2	45	**1.48**	**1.14**	**1.05**	**.95**
434-02-472J	D	4700	4.7	100	252	870	7.5	40	**1.48**	**1.14**	**1.05**	**.95**
434-02-562J	D	5600	5.6	100	252	750	8.4	40	**1.48**	**1.14**	**1.05**	**.95**
434-02-682J	D	6800	6.8	100	252	758	9.7	35	**1.48**	**1.14**	**1.05**	**.95**
434-02-822J	D	8200	8.2	100	252	600	10.4	30	**1.48**	**1.14**	**1.05**	**.95**
434-02-103J	D	10000	10	100	79	700	12.1	25	**1.48**	**1.14**	**1.05**	**.95**
434-02-123J	D	12000	12	100	79	450	13.0	25	**1.48**	**1.14**	**1.05**	**.95**
434-02-153J	D	15000	15	100	79	400	15.0	25	**1.48**	**1.14**	**1.05**	**.95**
434-02-183J	D	18000	18	100	79	525	17.0	22	**1.48**	**1.14**	**1.05**	**.95**
434-02-223J	D	22000	22	100	79	460	19.5	21	**1.48**	**1.14**	**1.05**	**.95**
434-02-273J	D	27000	27	100	79	400	22.0	18	**1.48**	**1.14**	**1.05**	**.95**
434-02-333J	D	33000	33	100	79	350	26.0	17	**1.48**	**1.14**	**1.05**	**.95**
434-02-393J	D	39000	39	100	79	350	45.0	15	**1.48**	**1.14**	**1.05**	**.95**
434-02-473J	D	47000	47	100	79	300	52.0	13	**1.48**	**1.14**	**1.05**	**.95**
434-02-563J	D	56000	56	100	79	250	58.0	12	**1.48**	**1.14**	**1.05**	**.95**
434-02-683J	D	68000	68	100	79	220	66.0	12	**1.48**	**1.14**	**1.05**	**.95**
434-02-823J	D	82000	82	100	79	200	71.0	10	**1.48**	**1.14**	**1.05**	**.95**

HiQ™ EPOXY DIPPED PEAKING COILS

Features:
- Inductive tolerance: .22 to 1.0µH ±20%, 1.2 to 1000µH±10%
- Radial Lead
- Epoxy dipped
- Subminiature
- High Q (30 min.)
- Iron Core

MOUSER STOCK NO.	L (µH)	Test Freq. (MHz)	Res. Freq. (MHz)	DCR Max. (Ω)	Max DC Current (mA)	Color Code 1st	Color Code 2nd	Color Code 3rd
43LR227	.22	25.200	287.0	.123	- - -	Red	Red	Slvr
43LR337	.33	25.200	217.0	.138	- - -	Org	Org	Slvr
43LR477	.47	25.200	161.0	.150	- - -	Yel	Vio	Slvr
43LR687	.68	25.200	126.0	.167	- - -	Blu	Gry	Slvr
43LR106	1.00	7.960	96.0	.201	330	Brn	Blk	Gld
43LR126	1.20	7.960	84.0	.218	320	Brn	Red	Gld
43LR156	1.50	7.960	71.0	.240	315	Brn	Grn	Gld
43LR226	2.20	7.960	55.0	.280	300	Red	Red	Gld
43LR276	2.70	7.960	50.0	.281	295	Red	Vio	Gld
43LR336	3.30	7.960	43.0	.338	285	Org	Org	Gld
43LR476	4.70	7.960	33.0	.420	275	Yel	Vio	Gld
43LR566	5.60	7.960	29.0	.450	270	Grn	Blu	Gld
43LR686	6.80	7.960	25.0	.488	260	Blu	Gry	Gld
43LR105	10.00	2.520	20.0	1.140	250	Brn	Blk	Blk
43LR125	12.00	2.520	16.0	1.280	245	Brn	Red	Blk
43LR155	15.00	2.520	13.0	1.400	235	Brn	Grn	Blk
43LR185	18.00	2.520	12.0	1.550	225	Brn	Gry	Blk
43LR225	22.00	2.520	10.0	1.730	220	Red	Red	Blk
43LR275	27.00	2.520	9.0	1.950	215	Red	Vio	Blk

Price Each 1	100	500	1000
.46	**.30**	**.26**	**.21**

For quantities greater than listed, call for quote.

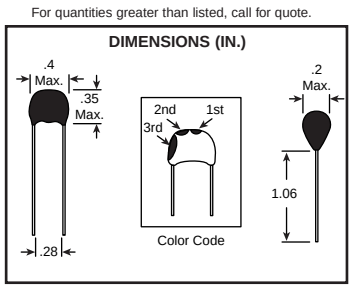

MOUSER STOCK NO.	L (µH)	Test Freq. (MHz)	Res. Freq. (MHz)	DCR Max. (Ω)	Max DC Current (mA)	Color Code 1st	Color Code 2nd	Color Code 3rd
43LR335	33	2.520	8.0	2.150	205	Org	Org	Blk
43LR395	39	2.520	7.0	2.360	200	Org	Wht	Blk
43LR475	47	2.520	9.0	1.940	190	Yel	Vio	Blk
43LR565	56	2.520	9.0	1.950	180	Grn	Blu	Blk
43LR685	68	2.520	8.0	2.120	170	Blu	Gry	Blk
43LR825	82	2.520	8.0	2.400	160	Gry	Red	Blk
43LR104	100	0.796	7.0	2.850	150	Brn	Blk	Brn
43LR124	120	0.796	6.0	4.350	145	Brn	Red	Brn
43LR154	150	0.796	5.0	3.600	130	Brn	Grn	Brn
43LR184	180	0.796	4.0	4.020	120	Brn	Gry	Brn
43LR224	220	0.796	4.0	4.700	115	Red	Red	Brn
43LR274	270	0.796	3.0	5.400	105	Red	Vio	Brn
43LR334	330	0.796	3.0	7.500	100	Org	Org	Brn
43LR394	390	0.796	3.0	8.550	90	Org	Wht	Brn
43LR474	470	0.796	2.8	9.900	85	Yel	Vio	Brn
43LR564	560	0.796	2.5	11.400	80	Grn	Blu	Brn
43LR684	680	0.796	2.3	10.800	68	Blu	Gry	Brn
43LR824	820	0.796	2.1	12.300	58	Gry	Red	Brn
43LR103	1000	0.252	1.9	14.100	50	Brn	Blk	Red

Chokes

ECONOMY ENCAPSULATED RF CHOKES

Miniature fixed inductor wound on a ferrite core and resin encapsulated into a molded plastic case. These RFchokes exhibit excellent moisture resistance, and vibration endurance.

For quantities greater than listed, call for quote.

Series	Dim. (in.)		Price Each			
	L	D	1	100	500	1000
434-1120	.51	.35	.99	.75	.69	.65
43LH	.55	.41	1.15	.89	.79	.75
43LJ	.63	.5	1.18	.90	.82	.74

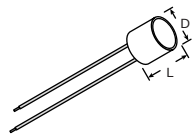

434-1120 Series

• Temperature: -25°C to +85°C

MOUSER STOCK NO.	L (µH)	L (mH)	Tolerance	Q Min.	Test Freq. (MHz)	Res. Freq. (MHz)	D.C.R. Max. (Ω)	Max. DC Current (mA)
434-1120-220L	22	.022	±15%	30	2.52	11.0	0.3	600
434-1120-330L	33	.033	±15%	30	2.52	9.7	0.35	500
434-1120-680L	68	.068	±15%	30	2.52	7.1	0.6	378
434-1120-101L	100	.100	±15%	50	.796	5.9	1.0	300
434-1120-151L	150	.150	±15%	50	.796	5.0	1.3	300
434-1120-221L	220	.220	±15%	50	.796	4.1	2.0	200
434-1120-331L	330	.330	±15%	50	.796	3.3	2.8	150
434-1120-561L	560	.560	±15%	50	.796	2.6	4.0	150
434-1120-103K	1000	1.000	±10%	80	.252	1.8	5.5	100
434-1120-123K	1200	1.200	±10%	80	.252	1.6	6.0	100
434-1120-153K	1500	1.500	±10%	80	.252	1.45	7.0	100
434-1120-223K	2200	2.200	±10%	80	.252	1.1	9.0	100
434-1120-393K	3900	3.900	±10%	80	.252	0.74	15.0	87
434-1120-473K	4700	4.700	±10%	80	.252	0.63	20.0	80
434-1120-104K	10,000	10.000	±10%	80	.0796	0.21	40.0	58
434-1120-124K	12,000	12.000	±10%	80	.0796	0.11	45.0	50

43LH Series

• Temperature: -25°C to +85°C

MOUSER STOCK NO.	L (µH)	L (mH)	Tolerance	Q Min.	Test Freq. (MHz)	Res. Freq. (MHz)	D.C.R. Max. (Ω)	Max. DC Current (mA)
43LH210	1000	1.0	±10%	60	.252	1.40	2.5	250
43LH212	1200	1.2	±10%	75	.252	1.30	3.0	250
43LH215	1500	1.5	±10%	75	.252	1.10	5.0	150
43LH218	1800	1.8	±10%	75	.252	1.00	5.5	150
43LH222	2200	2.2	±10%	75	.252	0.90	7.0	150
43LH227	2700	2.7	±10%	75	.252	0.80	8.0	150
43LH233	3300	3.3	±10%	75	.252	0.70	9.0	150
43LH239	3900	3.9	±10%	75	.252	0.68	10.0	150
43LH247	4700	4.7	±10%	60	.252	0.65	11.5	100
43LH256	5600	5.6	±10%	60	.252	0.56	15.0	100
43LH268	6800	6.8	±10%	45	.252	0.45	16.8	100
43LH282	8200	8.2	±10%	45	.252	0.40	19.5	100
43LH310	10000	10.0	±10%	80	.0796	0.35	34.0	50
43LH312	12000	12.0	±10%	80	.0796	0.33	39.0	50
43LH318	18000	18.0	±10%	80	.0796	0.30	50.0	50
43LH322	22000	22.0	±10%	80	.0796	0.25	57.0	50
43LH327	27000	27.0	±10%	80	.0796	0.20	70.0	50
43LH333	33000	33.0	±10%	80\	.0796	0.19	75.0	50

43LJ Series

• Temperature: -25°C to +85°C

MOUSER STOCK NO.	L (µH)	L (mH)	Tolerance	Q Min.	Test Freq. (MHz)	Res. Freq. (MHz)	D.C.R. Max. (Ω)	Max. DC Current (mA)
43LJ310	10000	10.0	±10%	100	.0796	0.30	22.0	100
43LJ312	12000	12.0	±10%	100	.0796	0.25	23.0	100
43LJ315	15000	15.0	±10%	100	.0796	0.20	27.0	100
43LJ318	18000	18.0	±10%	60	.0796	0.19	34.0	100
43LJ322	22000	22.0	±10%	60	.0796	0.18	40.0	100
43LJ327	27000	27.0	±10%	60	.0796	0.17	47.0	100
43LJ333	33000	33.0	±10%	60	.0796	0.16	55.0	80
43LJ339	39000	39.0	±10%	35	.0796	0.14	60.0	80
43LJ347	47000	47.0	±10%	35	.0796	0.13	72.0	80
43LJ356	56000	56.0	±10%	35	.0796	0.12	110.0	50
43LJ368	68000	68.0	±10%	35	.0796	0.11	120.0	50
43LJ382	82000	82.0	±10%	35	.0796	0.09	150.0	50
43LJ410	100000	100.0	±10%	30	.0252	0.08	150.0	30
43LJ412	120000	120.0	±10%	30	.0252	0.07	200.0	30
43LJ415	150000	150.0	±10%	30	.0252	0.06	250.0	30

XICON Fastron WIDEBAND CHOKES

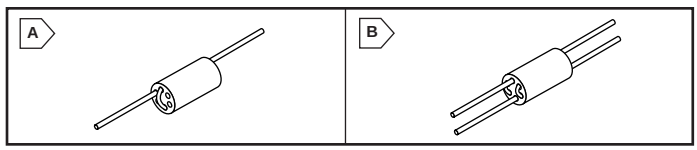

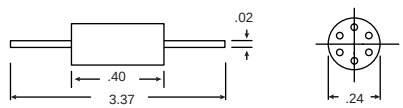

Specifications:

• 6 hole ferrite core • 1.5" 24 AWG leads

For quantities greater than listed, call for quote.

MOUSER STOCK NO.	Fig.	Winding	Impedance Min. (Ω) 10MHz	50MHz	100MHz	200MHz	Price Each 1	100	500	1000
434-6H-351	A	1.5	170	320	375	- - -	.39	.35	.31	.29
434-6H-451	A	1.5	- - -	350	490	300	.39	.35	.31	.29
434-6H-751	A	2.5	320	680	580	- - -	.39	.35	.31	.29
434-6H-851	A	2.5	- - -	800	575	250	.39	.35	.31	.29
434-6H-901	B	2x1.5	170	320	375	- - -	.39	.35	.31	.29
434-6H-102	B	2x1.5	- - -	350	490	300	.39	.35	.31	.29

PI- WOUND RF CHOKES

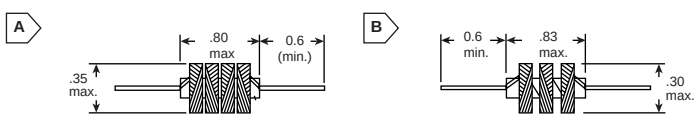

DIMENSIONS (IN.)

Specifications:

• Tolerance: ±10%
• Similar to J.W. Miller 4600 series
• Core material: ferrite

For quantities greater than listed, call for quote.

MOUSER STOCK NO.	Fig.	L (mH)	Q Min.	D.C.R. (Ω) ±20%	Price Each 1	100	500
434-1100	A	1	20	15	2.53	2.11	1.91
434-2250	A	2.5	30	26	2.53	2.11	1.91
434-2500	B	5	30	48	2.92	2.43	2.21

EPOXY CONFORMAL COATED CHOKE KITS

Specifications:

• Solderability: According to MIL-STD-202F method 208D
• Operating temperature: IEC climactic category: 55/125/56
DIN climactic category: FKF: -55 to 125°C, humidity category F
• Product assurance: according to MIL-STD-790
• EIA color coded

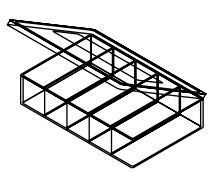

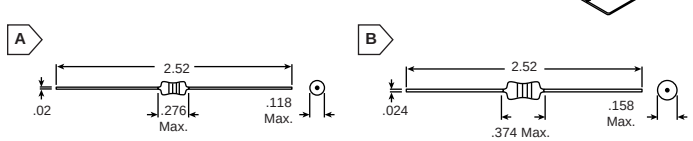

DIMENSIONS (IN.)

E169264

MOUSER STOCK NO.	Fig.	Range of Values	Pieces in Kit	List of Values (µH)	Price Each
370-EMCC	A	.15µH to 1000µH	240	**10 each:** .15, .22, .33, .47, .68, 1.0, 1.5, 2.2, 3.3, 4.7, 6.8, 10, 15, 22, 33, 47, 68, 100, 150, 220, 330, 470, 680, 1000µH	89.95
370-ESCC	B	.33 to 1000µH	240	**10 each:** .33, .47, .68, 1.0, 1.5, 2.2, 3.3, 4.7, 6.8, 10, 12, 15, 18, 22, 27, 33, 47, 100, 150, 220, 330, 470, 680, and 1000µH	89.95

EPOXY DIPPED PEAKING COIL KIT

Specifications:

• Indctive tolerance: .22 to 1.0µH±20%, 1.2 to 1000µH±10%
• Radial leads
• Epoxy dipped
• Subminiature
• High Q (30 min.)
• Iron core

MOUSER STOCK NO.	Range of Values	Pieces in Kit	List of Values (µH)	Price Each
370-RFC-1	.22-1000µH	180	**10 each:** .22, .47, 1.0, 2.2, 3.3, 4.7, 10, 15, 22, 33, 47, 68, 100, 220, 330, 470, 680, 1000µH	49.95

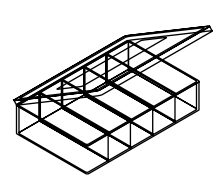

DIMENSIONS (IN.)

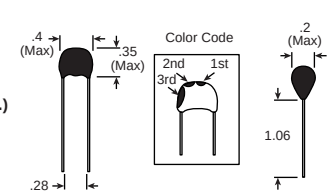

RFI Suppression Coils and Antennas

RFI SUPPRESSION COILS

These RFI suppression coils feature inductance ranges from 1µH to 10,000µH capable of handling currents from 80mA to 12 amps. Non-standard values and tape/reel packaging are available on request.

E169264

Features:

- UL recognized and VDE approved
- Direct cross to Siemens suppression coils
- Meets MIL-STD-790

Specifications:

- Operating temperature range: -55°C - +125°C
- Dielectric insulation strength: 2.5KV
- Inductive tolerance: ±20%
- Rated inductance measured at : 1MHz for L ≤ 10µH
  100KHz for 10µH < L ≤ 1000µH
  10KHz for L > 1000µH

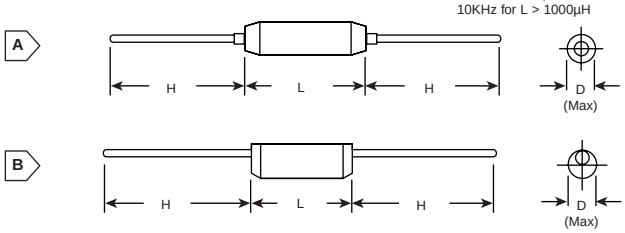

Miniature Suppression Coils - Iron Oxide Core

For quantities greater than listed, call for quote.

MOUSER STOCK NO.	Fig.	L (µH)	Max DC Current (A)	DCR Max (mΩ)	Dimensions (In.)			Price Each			
					L	D	H	1	100	500	1000
434-08-1R0M	A	1	4.00	15	.472	.197	1.48	.66	.55	.50	.45
434-08-2R0M	A	2	3.00	45	.472	.197	1.48	.66	.55	.50	.45
434-08-3R0M	A	3	2.00	77	.472	.197	1.48	.66	.55	.50	.45
434-08-6R0M	A	6	1.50	190	.472	.197	1.48	.66	.55	.50	.45
434-08-140M	A	14	0.70	760	.472	.197	1.48	.66	.55	.50	.45
434-08-300M	A	30	0.40	2700	.472	.197	1.48	.66	.55	.50	.45
434-08-400M	A	40	0.30	4100	.472	.197	1.48	.66	.55	.50	.45
434-08-101M	A	100	0.15	19000	.472	.197	1.48	.66	.55	.50	.45

Small Suppression Coils - Iron Oxide Core

For quantities greater than listed, call for quote.

434-09-1R0M	A	1	6.00	11	.669	.217	1.38	.71	.59	.53	.48
434-09-2R0M	A	2	4.00	20	.669	.217	1.38	.71	.59	.53	.48
434-09-3R0M	A	3	3.00	38	.669	.217	1.38	.71	.59	.53	.48
434-09-6R0M	A	6	2.00	120	.669	.217	1.38	.71	.59	.53	.48
434-09-100M	A	10	1.50	230	.669	.217	1.38	.71	.59	.53	.48
434-09-230M	A	23	0.70	730	.669	.217	1.38	.71	.59	.53	.48
434-09-500M	A	50	0.40	3000	.669	.217	1.38	.71	.59	.53	.48
434-09-700M	A	70	0.35	4500	.669	.217	1.38	.71	.59	.53	.48
434-09-161M	A	160	0.15	18000	.669	.217	1.38	.71	.59	.53	.48

Medium Suppression Coils - Iron Oxide Core

For quantities greater than listed, call for quote.

434-10-3R0M	A	3	6.00	18	.906	.295	1.26	.76	.63	.57	.51
434-10-5R0M	A	5	4.00	34	.906	.295	1.26	.76	.63	.57	.51
434-10-100M	A	10	3.00	87	.906	.295	1.26	.76	.63	.57	.51
434-10-150M	A	15	2.00	165	.906	.295	1.26	.76	.63	.57	.51
434-10-250M	A	25	1.50	340	.906	.295	1.26	.76	.63	.57	.51
434-10-550M	A	55	0.70	1300	.906	.295	1.26	.76	.63	.57	.51
434-10-131M	A	130	0.40	4800	.906	.295	1.26	.76	.63	.57	.51
434-10-161M	A	160	0.30	6600	.906	.295	1.26	.76	.63	.57	.51
434-10-351M	A	350	0.15	19000	.906	.295	1.26	.76	.63	.57	.51

Medium Suppression Coils - Ferrite Core

For quantities greater than listed, call for quote.

MOUSER STOCK NO.	Fig.	L (µH)	Max DC Current (A)	DCR Max (mΩ)	Dimensions (In.)			Price Each			
					L	D	H	1	100	500	1000
434-11-7R0M	A	7	6.00	20	.906	.295	1.26	.76	.63	.57	.51
434-11-120M	A	12	4.00	40	.906	.295	1.26	.76	.63	.57	.51
434-11-220M	A	22	3.00	70	.906	.295	1.26	.76	.63	.57	.51
434-11-400M	A	40	2.00	180	.906	.295	1.26	.76	.63	.57	.51
434-11-560M	A	56	1.50	300	.906	.295	1.26	.76	.63	.57	.51
434-11-101M	A	100	1.00	650	.906	.295	1.26	.76	.63	.57	.51
434-11-221M	A	220	0.50	2600	.906	.295	1.26	.76	.63	.57	.51
434-11-471M	A	470	0.30	6500	.906	.295	1.26	.76	.63	.57	.51
434-11-681M	A	680	0.20	14000	.906	.295	1.26	.76	.63	.57	.51
434-11-122M	A	1200	0.10	34000	.906	.295	1.26	.76	.63	.57	.51
434-11-152M	A	1500	0.08	54000	.906	.295	1.26	.76	.63	.57	.51

Large Suppression Coils - Iron Oxide Core

For quantities greater than listed, call for quote.

434-12-5R0M	A	5	6.00	23	1.10	.295	1.16	.80	.66	.60	.54
434-12-6R0M	A	6	5.00	30	1.10	.295	1.16	.80	.66	.60	.54
434-12-7R0M	A	7	4.00	35	1.10	.295	1.16	.80	.66	.60	.54
434-12-120M	A	12	3.00	83	1.10	.295	1.16	.80	.66	.60	.54
434-12-200M	A	20	2.00	170	1.10	.295	1.16	.80	.66	.60	.54
434-12-300M	A	30	1.50	350	1.10	.295	1.16	.80	.66	.60	.54
434-12-600M	A	60	0.70	770	1.10	.295	1.16	.80	.66	.60	.54
434-12-750M	A	75	0.70	1300	1.10	.295	1.16	.80	.66	.60	.54
434-12-151M	A	150	0.40	3500	1.10	.295	1.16	.80	.66	.60	.54
434-12-161M	A	160	0.40	3800	1.10	.295	1.16	.80	.66	.60	.54
434-12-211M	A	210	0.30	6400	1.10	.295	1.16	.80	.66	.60	.54
434-12-231M	A	230	0.30	7200	1.10	.295	1.16	.80	.66	.60	.54
434-12-421M	A	420	0.15	19000	1.10	.295	1.16	.80	.66	.60	.54
434-12-471M	A	470	0.15	20000	1.10	.295	1.16	.80	.66	.60	.54

High Current Suppression Coils - Ferrite Core

For quantities greater than listed, call for quote.

MOUSER STOCK NO.	Fig.	L (µH)	Max DC Current (A)	DCR Max (mΩ)	Dimensions (In.)			Price Each			
					L	D	H	1	100	500	1000
434-13-3R9M	B	3.9	12.00	0.009	1.18	.315	1.22	1.37	1.14	1.03	.93
434-13-5R6M	A	5.6	8.00	0.017	1.03	.315	1.30	1.37	1.14	1.03	.93
434-13-100M	A	10	5.00	0.035	1.03	.315	1.30	1.37	1.14	1.03	.93
434-13-150M	A	15	4.00	0.05	1.03	.315	1.30	1.37	1.14	1.03	.93
434-13-330M	A	33	3.50	0.07	1.03	.354	1.30	1.37	1.14	1.03	.93
434-13-680M	A	68	3.00	0.10	1.03	.394	1.30	1.37	1.14	1.03	.93
434-13-101M	A	100	2.50	0.15	1.03	.433	1.30	1.37	1.14	1.03	.93
434-13-151M	A	150	1.80	0.30	1.03	.433	1.30	1.37	1.14	1.03	.93
434-13-331M	A	330	1.40	0.50	1.03	.433	1.30	1.37	1.14	1.03	.93
434-13-681M	A	680	1.00	1.00	1.03	.433	1.30	1.37	1.14	1.03	.93
434-13-102M	A	1000	0.80	1.50	1.03	.433	1.30	1.37	1.14	1.03	.93
434-13-152M	A	1500	0.70	2.00	1.03	.433	1.30	1.37	1.14	1.03	.93
434-13-332M	A	3300	0.50	4.00	1.03	.433	1.30	1.37	1.14	1.03	.93
434-13-682M	A	6800	0.35	8.00	1.03	.433	1.30	1.37	1.14	1.03	.93
434-13-103M	A	10000	0.30	12.00	1.03	.433	1.30	1.37	1.14	1.03	.93

HiQ™ ANTENNAS

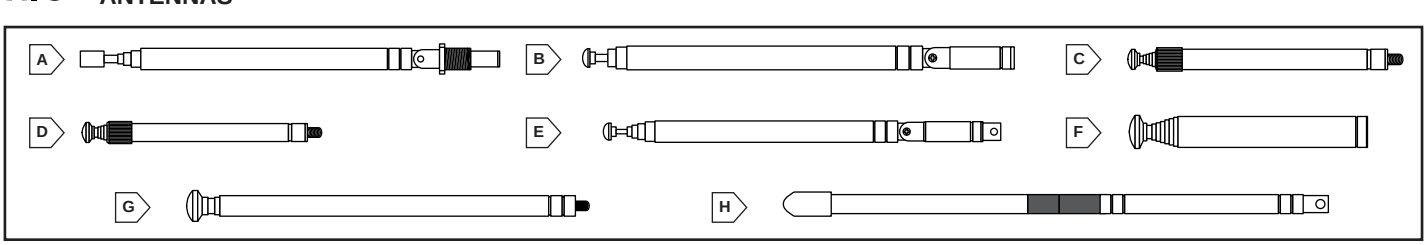

✻48SM026 - Screw for 43AR103 and 43AR106

† 48SM003 - Screw for 43AR105 and 430-1002

Telescoping

MOUSER STOCK NO.	Fig.	Length (In.)		Dia. (In.)	Sect.	Thread Size D x P (mm)	Price Each			
		Extended	Collapsed				1	10	100	500
430-1000	A	31.5	8.0	0.240	5	- - - - -	3.84	3.49	3.18	Call For Quote
430-1002	B	25.8	7.0	0.236	5	3.0 x 0.50†	4.03	3.59	3.30	
430-1033	C	13.0	3.2	0.236	6	3.0 x 0.50	3.73	3.36	3.09	
430-1096	D	17.6	3.58	0.236	6	3.0 x 0.50	3.73	3.36	3.09	
430-1415	E	34.6	6.89	0.236	6	- - - - -	4.03	3.59	3.30	

Telescoping

MOUSER STOCK NO.	Fig.	Length (In.)		Dia. (In.)	Sect.	Thread Size D x P (mm)	Price Each			
		Extended	Collapsed				1	10	100	500
43AR103	F	19.8	3.6	.32	8	2.6 x 0.45 ✻	2.39	1.99	1.79	Call For Quote
43AR104	G	20.5	6.0	.17	4	3.0 x 0.50	1.56	1.17	1.07	
43AR105	F	33.3	5.8	.28	7	3.0 x 0.50 †	2.63	2.19	1.99	
43AR106	F	19.0	4.25	.24	6	2.6 x 0.45 ✻	1.38	1.13	1.04	

Flexible

MOUSER STOCK NO.	Fig.	Length (In.)		Base Dia. (In.)	Imped. (Ω)	Resonant Freq. MHz	Price Each			
		Rigid	Flexible				1	10	100	500
430-1031	H	3.9	5.75	0.236	50	49	7.75	6.90	6.35	Call

NEW!

E-SWITCH® Toggle Switches

Specifications for 100 & 100A Series:
- Contact resistance: 10mΩ max. initial @ 2-4VDC 100mA for both silver and gold plated contacts.
- Insulation resistance: 1,000MΩ min.
- Dielectric strength: 1,000VRMS @ sea level
- Operating temperature: -30°c to 85°C

Specifications for 200 & 200A Series:
- Contact resistance: 20mΩ max. initial @ 2-4VDC 100mA for both silver and gold plated contacts.
- Insulation resistance: 1,000MΩ min.
- Dielectric strength: 1,000VRMS @ sea level
- Operating temperature: -30°c to 85°C

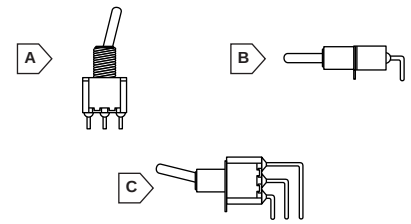

Miniature Toggle Switches, 100 Series

For quantities greater than listed, call for quote.

MOUSER STOCK NO.	Fig.	Manufacturer's Part Number	Type	Circuit	Options: Actuator	Options: Bush.	Options: Term.	Contact Material Options	Price Each: 1	10	50	100
612-100-A1111	A	SP1T1B1M1QE	SPDT	On-On	T1	B1	M1	Q	2.80	2.58	2.10	1.68
612-100-A1121	A	SP1T1B1M2QE	SPDT	On-On	T1	B1	M2	Q	2.80	2.58	2.10	1.68
612-100-A1421	A	SP1T1B4M2QE	SPDT	On-On	T1	B4	M2	Q	2.80	2.58	2.10	1.68
612-100-A2111	A	SP1T2B1M1QE	SPDT	On-On	T2	B1	M1	Q	2.80	2.58	2.10	1.68
612-100-A2311	A	SP1T2B3M1QE	SPDT	On-On	T2	B3	M1	Q	2.80	2.58	2.10	1.68
612-100-A2321	A	SP1T2B3M2QE	SPDT	On-On	T2	B3	M2	Q	2.80	2.58	2.10	1.68
612-100-A2461	B	SP1T2B4M6QE	SPDT	On-On	T2	B4	M6	Q	4.05	3.73	3.04	2.43
612-100-A6111	A	SP1T6B1M1QE	SPDT	On-On	T6	B1	M1	Q	3.85	3.54	2.89	2.31
612-100-A6121	A	SP1T6B1M2QE	SPDT	On-On	T6	B1	M2	Q	3.85	3.54	2.89	2.31
612-100-A1112	A	SP1T1B1M1RE	SPDT	On-On	T1	B1	M1	R	3.05	2.81	2.29	1.83
612-100-A1122	A	SP1T1B1M2RE	SPDT	On-On	T1	B1	M2	R	3.05	2.81	2.29	1.83
612-100-A1462	B	SP1T1B4M6RE	SPDT	On-On	T1	B4	M6	R	4.30	3.96	3.23	2.58
612-100-A2462	B	SP1T2B4M6RE	SPDT	On-On	T2	B4	M6	R	4.30	3.96	3.23	2.58
612-100-A2472	C	SP1T2B4M7RE	SPDT	On-On	T2	B4	M7	R	4.40	4.05	3.30	2.64
612-100-A6112	A	SP1T6B1M1RE	SPDT	On-On	T6	B1	M1	R	4.10	3.77	3.08	2.46
612-100-A6461	B	SP1T6B4M6RE	SPDT	On-On	T6	B4	M6	R	5.35	4.92	4.01	3.21
612-100-A1482	A	SP1T1B4VS2RE	SPDT	On-On	T1	B4	VS2	R	4.17	3.84	3.13	2.50
612-100-B1111	A	SP2T1B1M1QE	SPDT	On-(On)	T1	B1	M1	Q	3.01	2.77	2.26	1.81
612-100-C1111	A	SP3T1B1M1QE	SPDT	On-Off-On	T1	B1	M1	Q	3.15	2.90	2.36	1.89
612-100-C1112	A	SP3T1B1M1RE	SPDT	On-Off-On	T1	B1	M1	R	3.40	3.13	2.55	2.04
612-100-C1121	A	SP3T1B1M2QE	SPDT	On-Off-On	T1	B1	M2	Q	3.15	2.90	2.36	1.89
612-100-C1462	B	SP3T1B4M6RE	SPDT	On-Off-On	T1	B4	M6	R	4.65	4.28	3.49	2.79
612-100-C2462	B	SP3T2B4M6RE	SPDT	On-Off-On	T2	B4	M6	R	4.65	4.28	3.49	2.79
612-100-C6111	A	SP3T6B1M1QE	SPDT	On-Off-On	T6	B1	M1	Q	4.20	3.86	3.15	2.52
612-100-D1111	A	SP4T1B1M1QE	SPDT	(On)-Off-(On)	T1	B1	M1	Q	3.57	3.28	2.68	2.14
612-100-D1121	A	SP4T1B1M2QE	SPDT	(On)-Off-(On)	T1	B1	M2	Q	3.57	3.28	2.68	2.14
612-100-D6121	A	SP4T6B1M2QE	SPDT	(On)-Off-(On)	T6	B1	M2	Q	4.62	4.25	3.47	2.77
612-100-E1111	A	SP5T1B1M1QE	SPDT	On-Off-(On)	T1	B1	M1	Q	3.78	3.48	2.84	2.27
612-100-E1121	A	SP5T1B1M2QE	SPDT	On-Off-(On)	T1	B1	M2	Q	3.78	3.48	2.84	2.27
612-100-E2462	B	SP5T2B4M6RE	SPDT	On-Off-(On)	T2	B4	M6	R	5.28	4.86	3.96	3.17
612-100-L1111	A	DP6T1B1M1QE	SP3T	On-On-On	T1	B1	M1	Q	5.64	5.19	4.23	3.38
612-100-F1111	A	DP1T1B1M1QE	DPDT	On-On	T1	B1	M1	Q	3.75	3.45	2.81	2.25
612-100-F1112	A	DP1T1B1M1RE	DPDT	On-On	T1	B1	M1	R	4.13	3.80	3.10	2.48
612-100-F1121	A	DP1T1B1M2QE	DPDT	On-On	T1	B1	M2	Q	3.75	3.45	2.81	2.25
612-100-F1122	A	DP1T1B1M2RE	DPDT	On-On	T1	B1	M2	R	4.13	3.80	3.10	2.48
612-100-F2311	A	DP1T2B3M1QE	DPDT	On-On	T2	B3	M1	Q	3.75	3.45	2.81	2.25
612-100-F6111	A	DP1T6B1M1QE	DPDT	On-On	T6	B1	M1	Q	4.80	4.42	3.60	2.88
612-100-F6112	A	DP1T6B1M1RE	DPDT	On-On	T6	B1	M1	R	5.18	4.77	3.89	3.11
612-100-F2461	B	DP1T2B4M6QE	DPDT	On-On	T2	B4	M6	Q	5.25	4.83	3.94	3.15
612-100-F2462	B	DP1T2B4M6RE	DPDT	On-On	T2	B4	M6	R	5.63	5.18	4.22	3.38
612-100-H1111	A	DP3T1B1M1QE	DPDT	On-Off-On	T1	B1	M1	Q	4.38	4.03	3.29	2.63
612-100-H1121	A	DP3T1B1M2QE	DPDT	On-Off-On	T1	B1	M2	Q	4.38	4.03	3.29	2.63
612-100-M1111	A	3P1T1B1M1QE	3PDT	On-On	T1	B1	M1	Q	7.70	7.08	5.78	4.62
612-100-M1121	A	3P1T1B1M2QE	3PDT	On-On	T1	B1	M2	Q	7.70	7.08	5.78	4.62
612-100-U1111	A	4P1T1B1M1QE	4PDT	On-On	T1	B1	M1	Q	10.92	10.05	8.19	6.55

Sealed Miniature Toggle Switches, 100A Series

For quantities greater than listed, call for quote.

MOUSER STOCK NO.	Fig.	Manufacturer's Part Number	Type	Circuit	Options: Actuator	Options: Bush.	Options: Term.	Contact Material Options	Price Each: 1	10	50	100
612-100A-A1422	A	WSP1T1B4M2R	SPDT	On-On	T1	B4	M2	R	3.04	2.80	2.28	1.82
612-100A-A1462	B	WSP1T1B4M6R	SPDT	On-On	T1	B4	M6	R	4.10	3.77	3.08	2.46
612-100A-A2462	B	WSP1T2B4M6R	SPDT	On-On	T2	B4	M6	R	4.10	3.77	3.08	2.46
612-100A-A2472	C	WSP1T2B4M7R	SPDT	On-On	T2	B4	M7	R	4.52	4.16	3.39	2.71
612-100A-C1422	A	WSP3T1B4M2R	SPDT	On-Off-On	T1	B4	M2	R	3.39	3.12	2.54	2.03
612-100A-C2472	C	WSP3T2B4M7R	SPDT	On-Off-On	T2	B4	M7	R	5.08	4.67	3.81	3.05
612-100A-D1422	A	WSP4T1B4M2R	SPDT	(On)-Off-(On)	T1	B4	M2	R	3.88	3.57	2.91	2.33
612-100A-D2412	A	WSP4T2B4M1R	SPDT	(On)-Off-(On)	T2	B4	M1	R	3.88	3.57	2.91	2.33
612-100A-D2462	B	WSP4T2B4M6R	SPDT	(On)-Off-(On)	T2	B4	M6	R	5.01	4.61	3.76	3.01
612-100A-D2472	C	WSP4T2B4M7R	SPDT	(On)-Off-(On)	T2	B4	M7	R	5.36	4.93	4.02	3.22
612-100A-F1422	A	WDP1T1B4M2R	DPDT	On-On	T1	B4	M2	R	3.99	3.67	2.99	2.39

Sub-Miniature Toggle Switches, 200 Series

For quantities greater than listed, call for quote.

612-200-A1111	A	MSP1T1B1M1QE	SPDT	On-On	T1	B1	M1	Q	2.87	2.64	2.15	1.72
612-200-A1121	A	MSP1T1B1M2QE	SPDT	On-On	T1	B1	M2	Q	2.87	2.64	2.15	1.72
612-200-A2262	B	MSP1T2B2M6RE	SPDT	On-On	T2	B2	M6	R	4.66	4.29	3.50	2.80
612-200-A2272	C	MSP1T2B2M7RE	SPDT	On-On	T2	B2	M7	R	4.97	4.57	3.73	2.98
612-200-C1111	A	MSP2T1B1M1QE	SPDT	On-Off-On	T1	B1	M1	Q	3.58	3.29	2.69	2.15
612-200-C1121	A	MSP2T1B1M2QE	SPDT	On-Off-On	T1	B1	M2	Q	3.58	3.29	2.69	2.15
612-200-C2262	B	MSP2T2B2M6RE	SPDT	On-Off-On	T2	B2	M6	R	5.51	5.07	4.13	3.31
612-200-F1111	A	MDP1T1B1M1QE	DPDT	On-On	T1	B1	M1	Q	3.96	3.64	2.97	2.38
612-200-F2262	B	MDP1T2B2M6RE	DPDT	On-On	T2	B2	M6	R	5.54	5.10	4.16	3.32
612-200-H1111	A	MDP2T1B1M1QE	DPDT	On-Off-On	T1	B1	M1	Q	4.66	4.29	3.50	2.80

Sealed Sub-Miniature Toggle Switches, 200A Series

For quantities greater than listed, call for quote.

MOUSER STOCK NO.	Fig.	Manufacturer's Part Number	Type	Circuit	Options: Actuator	Options: Bush.	Options: Term.	Contact Material Options	Price Each: 1	10	50	100
612-200A-A1122	A	WMSP1T1A1M2R	SPDT	On-On	T1	A1	M2	R	3.54	3.26	2.66	2.12
612-200A-A2182	A	WMSP1T2A1VS2R	SPDT	On-On	T2	A1	VS2	R	3.77	3.47	2.83	2.26
612-200A-C1122	A	WMSP2T1A1M2R	SPDT	On-(On)	T1	A1	M2	R	4.54	4.18	3.41	2.72
612-200A-B1122	A	WMSP3T1A1M2R	SPDT	On-Off-On	T1	A1	M2	R	3.70	3.40	2.78	2.22
612-200A-A2162	B	WMSP1T2A1M6R	SPDT	On-On	T2	A1	M6	R	4.97	4.57	3.73	2.98
612-200A-C2162	B	WMSP2T2A1M6R	SPDT	On-Off-On	T2	A1	M6	R	5.59	5.14	4.19	3.35
612-200A-B2162	B	WMSP3T2A1M6R	SPDT	On-(On)	T2	A1	M6	R	5.13	4.72	3.85	3.08

DIMENSIONS (IN.)

Actuator Options

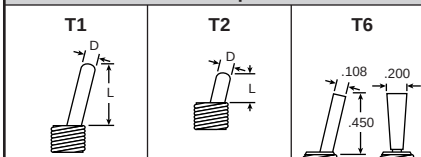

Series	D	L
100	.115	.410
100A	.115	.410
200	.100	.370
200A	.100	.400

Series	D	L
100	.105	.20
100A	.105	.20
200	.100	.21
200A	.100	.24

Bushing Options

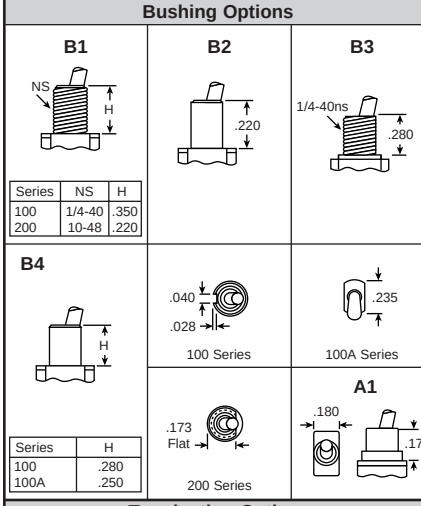

Series	NS	H
100	1/4-40	.350
200	10-48	.220

Series	H
100	.280
100A	.250

Termination Options

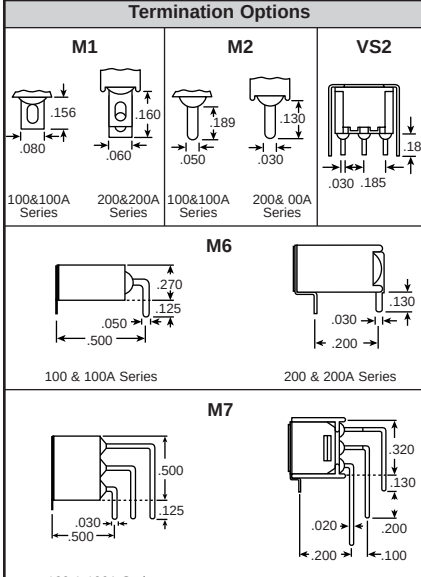

Contact Material Options

Q - Fixed terminal and moving contact: silver plated over copper alloy
Contact rating: 5A with resistive load @ 120VAC or 28VDC, 2A with resistive load @ 250VAC

R - Fixed terminal and moving contact: copper alloy with gold plate over nickel plate
Contact rating: 0.4VA max. @ 20V max. (AC or DC)

NEW! E-SWITCH® Rocker, Slide, and Push Button Switches

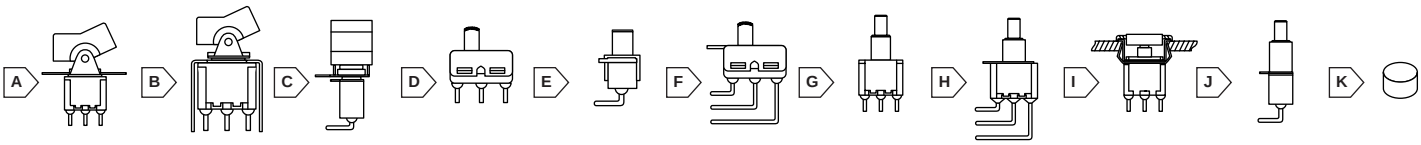

ROCKER, SLIDE, AND PUSH BUTTON SWITCHES

Specifications for 300 & 700 Series:
- Contact resistance: 10mΩ max. initial @ 2-4VCD 100mA for both silver and gold plated contacts
- Insulation resistance: 1,000MΩ min.
- Dielectric strength: 1,000VRMS @ sea level
- Operating temperature: -30°C to 85°C

Specifications 500 Series:
- Contact resistance: 10mΩ max. initially
- Insulation resistance: 1,000MΩ min.
- Dielectric strength: 1,000VRMS @ sea level
- Operating temperature: -30°C to 85°C

Specifications for 800 & 800A Series:
- Contact resistance: 20mΩ max. initial @ 2-4VCD 100mA for both silver and gold plated contacts
- Insulation resistance: 1,000MΩ min.
- Dielectric strength: 1,000VRMS @ sea level
- Operating temperature: -30°C to 85°C

For quantities greater than listed, call for quote.

MOUSER STOCK NO.	Fig.	Manufacturer's Part Number	Type	Circuit	Options: Actuator	Options: Bush.	Options: Term.	Contact Material Options	Price Each: 1	10	50	100
Miniature Rocker Switches, 300 Series												
612-300-A611	A	SP1R6M1QE	SPDT	On-On	R6	- - -	M1	Q	5.11	4.70	3.83	3.07
612-300-A111	A	SP1R1M1QE	SPDT	On-On	R1	- - -	M1	Q	4.06	3.74	3.05	2.44
612-300-C111	A	SP3R1M1QE	SPDT	On-Off-On	R1	- - -	M1	Q	4.41	4.06	3.31	2.65
612-300-C192	B	SP3R1VS3RE	SPDT	On-Off-On	R1	- - -	VS3	R	6.62	6.09	4.97	3.97
612-300-A162	C	SP1R1M6RE	SPDT	On-On	R1	- - -	M6	R	4.84	4.45	3.63	2.90
612-300-A161	C	SP1R1M6QE	SPDT	On-On	R1	- - -	M6	Q	4.59	4.22	3.44	2.75
612-300-F111	A	DP1R1M1QE	DPDT	On-On	R1	- - -	M1	Q	4.80	4.42	3.60	2.88
612-300-F161	C	DP1R1M6QE	DPDT	On-On	R1	- - -	M6	Q	5.33	4.90	4.00	3.20
612-300-U111	A	4P1R1M1QE	4PDT	On-On	R1	- - -	M1	Q	10.92	10.05	8.19	6.55
Slide Switches, 500 Series ✻ With mounting ears												
612-500-A121	D	SSP1S1M2QEA	SPDT	On-On	S1	- - -	M2	Q	3.08	2.83	2.31	1.85
612-500-A122	D	SSP1S1M2REA	SPDT	On-On	S1	- - -	M2	R	3.33	3.06	2.50	2.00
612-500-A161	E	SSP1S1M6QEA	SPDT	On-On	S1	- - -	M6	Q	3.68	3.39	2.76	2.21
612-500-A162	E	SSP1S1M6REA	SPDT	On-On	S1	- - -	M6	R	3.82	3.51	2.87	2.29
612-500-A171	F	SSP1S1M7QEA	SPDT	On-On	S1	- - -	M7	Q	4.10	3.77	3.08	2.46
612-500-A172	F	SSP1S1M7REA	SPDT	On-On	S1	- - -	M7	R	4.24	3.90	3.18	2.54
✻ 612-500-A1112	D	SSP1S1M1QEB	SPDT	On-On	S1	- - -	M1	Q	3.08	2.83	2.31	1.85
612-500-B121	D	SSP2S1M2QEA	SPDT	On-Off-On	S1	- - -	M2	Q	3.71	3.41	2.78	2.23
612-500-D121	D	SDP1S1M2QEA	DPDT	On-On	S1	- - -	M2	Q	4.52	4.16	3.39	2.71
612-500-D122	D	SDP1S1M2REA	DPDT	On-On	S1	- - -	M2	R	4.90	4.51	3.68	2.94
Snap-Acting Push Button Switches, 700 Series (caps sold separately below)												
612-700-B112	G	SP7B10M1RE	SPDT	On-(On)	- - -	B10	M1	R	5.86	5.39	4.40	3.52
612-700-B122	G	SP7B10M2RE	SPDT	On-(On)	- - -	B10	M2	R	5.86	5.39	4.40	3.52
612-700-B272	H	SP7B20M7RE	SPDT	On-(On)	- - -	B20	M7	R	7.12	6.55	5.34	4.27
612-700-B292	G	SP7B20VS2RE	SPDT	On-(On)	- - -	B20	VS2	R	6.98	6.42	5.24	4.19
612-700-B1222	I	SP7M1REAP2	SPDT	On-(On)	- - -	- - -	M1	R	7.26	6.68	5.45	4.36
612-700-G112	G	DP7B10M1RE	DPDT	On-(On)	- - -	B10	M1	R	7.40	6.81	5.55	4.44
612-700-G1222	I	DP7M1REAP2	DPDT	On-(On)	- - -	- - -	M1	R	8.80	8.10	6.60	5.28
Sub-Miniature Push Button Switches, 800 Series (caps sold separately below)												
612-800-S511	G	SP9B5M1QE	SPST	Off-(On)	- - -	B5	M1	Q	3.15	2.90	2.36	1.89
612-800-S622	G	SP9B6M2RE	SPST	Off-(On)	- - -	B6	M2	R	3.47	3.19	2.60	2.08
612-800-S662	J	SP9B6M6RE	SPST	Off-(On)	- - -	B6	M6	R	3.93	3.62	2.95	2.36
612-800-S762	J	SP9B7M6RE	SPST	Off-(On)	- - -	B7	M6	R	4.98	4.58	3.74	2.99
612-800-B711	G	SP8B7M1QE	SPDT	On-(On)	- - -	B7	M1	Q	5.39	4.96	4.04	3.23
612-800-B761	J	SP8B7M6QE	SPDT	On-(On)	- - -	B7	M6	Q	5.57	5.12	4.18	3.34
612-800-B772	H	SP8B7M7RE	SPDT	On-(On)	- - -	B7	M7	R	6.25	5.75	4.69	3.75
Sealed Sub-Miniature Push Button Switches, 800A Series												
612-800A-S22	G	WSP9M2RE	SPST	Off-(On)	- - -	- - -	M2	R	4.24	3.90	3.18	2.54
612-800A-S62	J	WSP9M6RE	SPST	Off-(On)	- - -	- - -	M6	R	4.54	4.18	3.41	2.72
612-800A-S72	H	WSP9M7RE	SPST	Off-(On)	- - -	- - -	M7	R	4.54	4.18	3.41	2.72

DIMENSIONS (IN.)

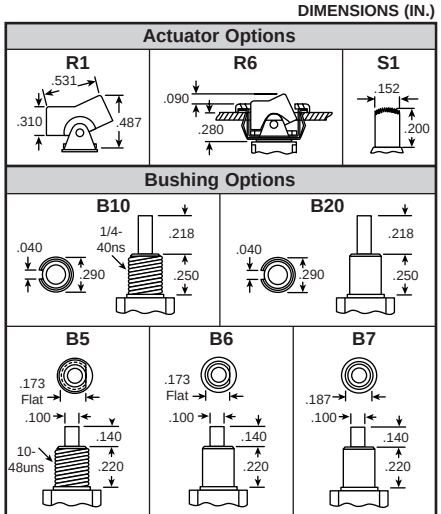

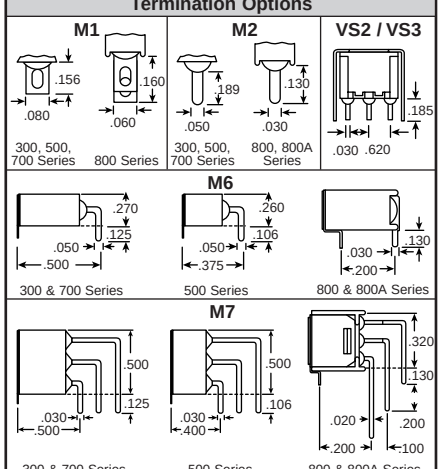

Contact Material Options

Q - Fixed terminal and moving contact: silver plated over copper alloy
Contact rating: 5A with resistive load @ 120VAC or 28VDC, 2A with resistive load @ 250VAC

R - Fixed terminal and moving contact: copper alloy with gold plate over nickel plate
Contact rating: 0.4VA max. @ 20V max. (AC or DC)

CAPS FOR PUSH BUTTON SWITCHES

For quantities greater than listed, call for quote.

MOUSER STOCK NO.	Fig.	Color	Fits Series	Dimensions (In.): D	H	Price Each: 1	10	50	100
612-700-C2BK	K	Black	Snap-Acting Push Button Switches, 700 Series	.368	.244	.08	.07	.06	.05
612-700-C2RD	K	Red	Snap-Acting Push Button Switches, 700 Series	.368	.244	.08	.07	.06	.05
612-800-C2BK	K	Black	Sub-Miniature Push Button Switches, 800 Series	.310	.138	.08	.07	.06	.05
612-800-C2RD	K	Red	Sub-Miniature Push Button Switches, 800 Series	.310	.138	.08	.07	.06	.05

SLIDE SWITCHES

- Initial contact resistance: less than 20 min.
- Insulation resistance: 500VDC - 100MΩ min.
- Withstand voltage: 500VAC for 1 minute between any terminal and frame
- Operating temperature: -20°C to +70°C
- Soldering: auto 270 ±5°C/3 seconds
  manual 350 ±10°C/3 seconds
- Life: 10,000 cycles min.
- Contact: silver plate

For quantities greater than listed, call for quote.

MOUSER STOCK NO.	Fig.	Type	Rating	Price Each: 1	10	50	100
612-EG1201	A	SPDT	30VDC, 0.2A	.60	.55	.45	.36
612-EG1201A	A	SPDT	30VDC, 0.2A	.60	.55	.45	.36
612-EG1213	B	SPDT	30VDC, 0.2A	.65	.60	.49	.39
612-EG1218	C	SPDT	30VDC, 0.2A	.60	.55	.45	.36
612-EG1270	D	SPDT	30VDC, 0.2A	.75	.69	.56	.45
612-EG2201	E	DPDT	30VDC, 0.2A	.83	.76	.62	.50
612-EG2201A	E	DPDT	30VDC, 0.2A	.90	.83	.68	.54
612-EG2215	F	DPDT	30VDC, 0.2A	.75	.69	.56	.45
612-EG2301	E	DP3T	30VDC, 0.2A	.76	.70	.57	.46
612-EG2308	G	DP3T	12VDC, 0.1A	.79	.73	.59	.47
612-EG2315	F	DP3T	30VDC, 0.2A	.83	.76	.62	.50
612-EG4208	G	4P2T	30VDC, 0.2A	1.35	1.24	1.01	.81
612-EG4319	H	4P3T	30VDC, 0.2A	1.50	1.38	1.13	.90

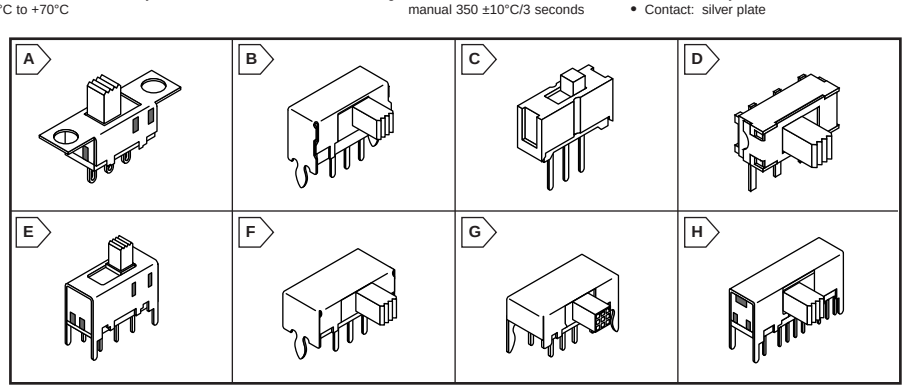

C&K SELECTA SWITCHES

NEW!

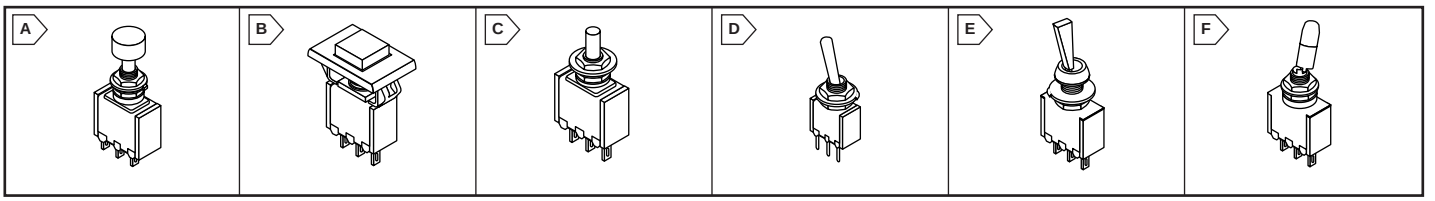

8060 Series Miniature Pushbutton Switches

- Contact rating: 6A@120VAC/28VDC, 3A@250VAC

For quantities greater than listed, call for quote.

MOUSER STOCK NO.	Fig.	C&K Part Number	Type	Circuit	Termination	Price Each 1	10	100
611-8161-201	A	8161SHZQE2	SPDT	On-On	Solder	5.91	4.73	3.74
611-8261-201	A	8261SHZQE2	DPDT	On-On	Solder	12.18	9.74	7.71

8020 Series Snap-Acting Miniature Pushbutton Switches

- Contact rating: 1A@120VAC/28VDC

For quantities greater than listed, call for quote.

MOUSER STOCK NO.	Fig.	C&K Part Number	Type	Circuit	Termination	Price Each 1	10	100
611-8121-211	B	8121J81ZGE22	SPDT	On-(On)	Solder	10.11	8.09	6.43
611-8121-221	C	8121SHZGE	SPDT	On-(On)	Solder	8.91	7.13	5.64
611-8221-211	B	8221J81ZGE22	DPDT	On-(On)	Solder	14.49	11.59	9.18
611-8221-221	C	8221SHZGE	DPDT	On-(On)	Solder	13.29	10.63	8.42

7000 Series Miniature Toggle Switches

- Contact rating: 5A@120VAC/28VDC, 2A@250VAC

For quantities greater than listed, call for quote.

MOUSER STOCK NO.	Fig.	C&K Part Number	Type	Circuit	Termination	Price Each 1	10	100
611-7101-001	D	7101SYZQE	SPDT	On-On	Solder	3.75	3.00	2.38
611-7101-002	D	7101SYCQE	SPDT	On-On	PCB	3.90	3.12	2.47
611-7101-021	E	7101P3YZQE	SPDT	On-On	Solder	4.62	3.70	2.93
611-7101-031	F	7101KZQE	SPDT	On-On	Solder	5.94	4.75	4.31
611-7103-001	D	7103SYZQE	SPDT	On-Off-On	Solder	4.26	3.41	2.70
611-7103-002	D	7103SYCQE	SPDT	On-Off-On	PCB	4.47	3.58	2.83
611-7108-001	D	7108SYZQE	SPDT	On-(On)	Solder	5.91	4.72	3.74
611-7107-001	D	7107SYZQE	SPDT	On-Off-(On)	Solder	4.35	3.48	2.76
611-7105-001	D	7105SYZQE	SPDT	(On)-Off-(On)	Solder	5.91	4.72	3.74
611-7201-001	D	7201SYZQE	DPDT	On-On	Solder	5.25	4.20	3.33
611-7201-002	D	7201SYCQE	DPDT	On-On	PCB	5.55	4.44	3.52
611-7203-001	D	7203SYZQE	DPDT	On-Off-On	Solder	6.21	4.97	3.93
611-7203-002	D	7203SYCQE	DPDT	On-Off-On	PCB	6.36	5.09	4.03
611-7301-001	D	7301SYZQE	3PDT	On-On	Solder	9.12	7.30	5.78
611-7401-001	D	7401SYZQE	4PDT	On-On	Solder	12.60	10.08	7.98

E-SWITCH® MTH/TA SERIES PUSH BUTTON SWITCHES

NEW!

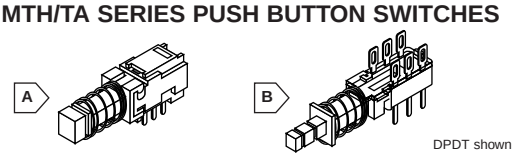

DPDT shown

Caps sold separately.

For quantities greater than listed, call for quote.

MOUSER STOCK NO.	Fig.	Manufacturer's Part Number	Type	Cont. Plating	Action	Price Each 1	10	50	100
612-MTH21	A	MTH2UOANAG	DPDT	Silver	Momen.	.94	.86	.71	.56
612-MTH22	A	MTH2UEENAG	DPDT	Silver	Latching	1.04	.96	.78	.62
612-TA211	B	TA2UOAAAGPN	DPDT	Silver	Momen.	1.39	1.24	.99	.75
612-TA212	B	TA2UOAAAUPN	DPDT	Gold	Momen.	3.38	3.01	2.40	1.83
612-TA221	B	TA2UEEAAGPN	DPDT	Silver	Latching	1.51	1.34	1.07	.82
612-TA222	B	TA2UEEAAUPN	DPDT	Gold	Latching	3.38	3.01	2.40	1.83
612-TA411	B	TA4UOAAAGPN	4PDT	Silver	Momen.	1.74	1.55	1.24	.94
612-TA421	B	TA4UEEAAGPN	4PDT	Silver	Latching	1.85	1.65	1.31	1.00
612-TA422	B	TA4UEEAAUPN	4PDT	Gold	Latching	5.38	4.79	3.82	2.91

E-SWITCH® TL SERIES TACT SWITCHES

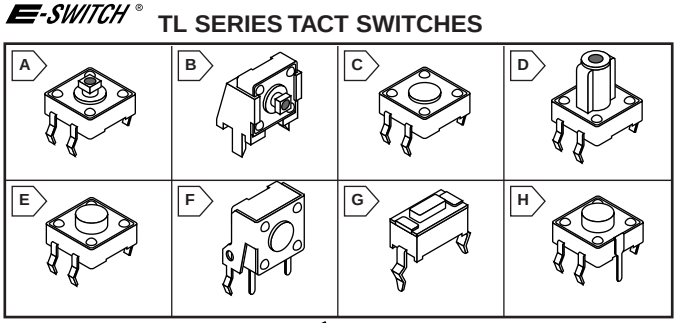

- Contact rating: 50mA@12VDC
- Operating force: 160±30gf
- Contact resistance: 10mΩ max.
- Life 100,000 cycles min.

NEW!

✻ Caps 4J series sold separately
✻✻ Caps TAA series sold separately

For quantities greater than listed, call for quote.

MOUSER STOCK NO.	Fig.	Size	Actual Height	Operational Force	Price Each 1	10	50	100
✻ 612-TL1100	A	.47 x .47	.287	160gF	.39	.36	.29	.23
✻ 612-TL1100C	B	.47 x .47	.287	160gF	.39	.36	.29	.23
612-TL1103	C	.47 x .47	.169	160gF	.34	.31	.25	.20
✻✻ 612-TL1104	D	.47 x .47	.472	160gF	.30	.28	.23	.18
612-TL1105	E	.24 x .24	.169	160gF	.20	.19	.15	.12
612-TL1105A	E	.24 x .24	.197	160gF	.20	.19	.15	.12
612-TL1105B	E	.24 x .24	.374	160gF	.20	.19	.15	.12
612-TL1105W	F	.24 x .24	.124	160gF	.30	.28	.23	.18
612-TL1107	G	.24 x .24	.169	160gF	.30	.28	.23	.18
612-TLE1105	H	.24 x .24	.169	160gF	.27	.25	.20	.16
612-TLE1105A	H	.24 x .24	.197	160gF	.24	.22	.18	.14
612-TLE1105B	H	.24 x .24	.374	160gF	.30	.28	.23	.18

E-SWITCH® CAPS FOR PUSH BUTTON AND TACT SWITCHES

NEW!

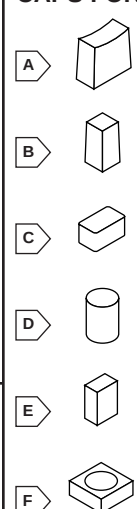

For quantities greater than listed, call for quote.

MOUSER STOCK NO.	Fig.	Color	Fits Series	Price Each 1	10	50	100
612-1C-BK	A	Black	612-MTH	.21	.19	.16	.13
612-1C-RD	A	Red	612-MTH	.21	.19	.16	.13
612-1C-GR	A	Gray	612-MTH	.21	.19	.16	.13
612-1D-BK	B	Black	612-MTH	.21	.19	.16	.13
612-1D-RD	B	Red	612-MTH	.21	.19	.16	.13
612-1D-GR	B	Gray	612-MTH	.21	.19	.16	.13
612-TAA-BK	C	Black	612-TA, 612TL1104	.40	.36	.28	.22
612-TAA-WH	C	White	612-TA, 612TL1104	.40	.36	.28	.22
612-TAA-RD	C	Red	612-TA, 612TL1104	.40	.36	.28	.22
612-TAA-GY	C	Gray	612-TA, 612TL1104	.40	.36	.28	.22
612-TAG-BK	D	Black	612-TA	.37	.33	.26	.20
612-TAG-WH	D	White	612-TA	.37	.33	.26	.20
612-TAG-RD	D	Red	612-TA	.37	.33	.26	.20
612-TAG-GY	D	Gray	612-TA	.37	.33	.26	.20
612-TAG-CH	D	Chrome	612-TA	.60	.54	.43	.32
612-TAC-BK	E	Black	612-TA	.38	.34	.27	.21
612-TAC-WH	E	White	612-TA	.38	.34	.27	.21
612-TAC-RD	E	Red	612-TA	.38	.34	.27	.21
612-TAC-GY	E	Gray	612-TA	.38	.34	.27	.21
612-4J-BK	F	Black	612-TL1100	.15	.14	.11	.09
612-4J-WH	F	White	612-TL1100	.15	.14	.11	.09
612-4J-RD	F	Red	612-TL1100	.15	.14	.11	.09
612-4J-GR	F	Gray	612-TL1100	.15	.14	.11	.09

E-SWITCH® 5500 SERIES PUSHBUTTONS

Miniature, momentary function input switches designed for use with dual-in-line package circuits, they feature crisp tactile feel and are available in several colors.

NEW!

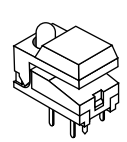

Illustration shown with one LED

Specifications:

- Voltage rating: 24V
- Current rating: 12mA
- Test volt. cont-cont: 150V
- Power rating: 240mW
- Continuous current rating: 120mA
- Insulation resistance: >100MΩ
- Contact resistance: <50mΩ
- Compacitance cont-cont: <0.5pF
- Contact configuration: SPDT

For quantities greater than listed, call for quote.

MOUSER STOCK NO.	Color Cap	LED(s)	Price Each 1	10	50	100
612-5501M1X	Black	No LED	3.42	3.15	2.57	2.05
612-5501M2X	Gray	No LED	3.42	3.15	2.57	2.05
612-5501M5X	Red	No LED	3.42	3.15	2.57	2.05
612-5501M8X	White	No LED	3.42	3.15	2.57	2.05
612-5501M11	Black	Red	3.42	3.15	2.57	2.05
612-5501M21	Gray	Red	4.47	4.11	3.35	2.68
612-5501M51	Red	Red	4.47	4.11	3.35	2.68
612-5501M81	White	Red	4.47	4.11	3.35	2.68
612-5501M12	Black	Green	4.47	4.11	3.35	2.68
612-5501M22	Gray	Green	4.47	4.11	3.35	2.68
612-5501M52	Red	Green	4.47	4.11	3.35	2.68
612-5501M82	White	Green	4.47	4.11	3.35	2.68
612-5501M1-12	Black	Red/Green	4.47	4.11	3.35	2.68
612-5501M2-12	Gray	Red/Green	4.47	4.11	3.35	2.68

Miniature Toggle Switches

DIMENSIONS (IN.)

Figures Are Shown as SPDT or SPST, But All Items Are Stocked in SPST, SPDT, and DPDT

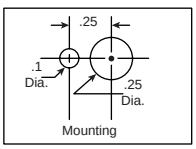

Does not apply to figure G & H

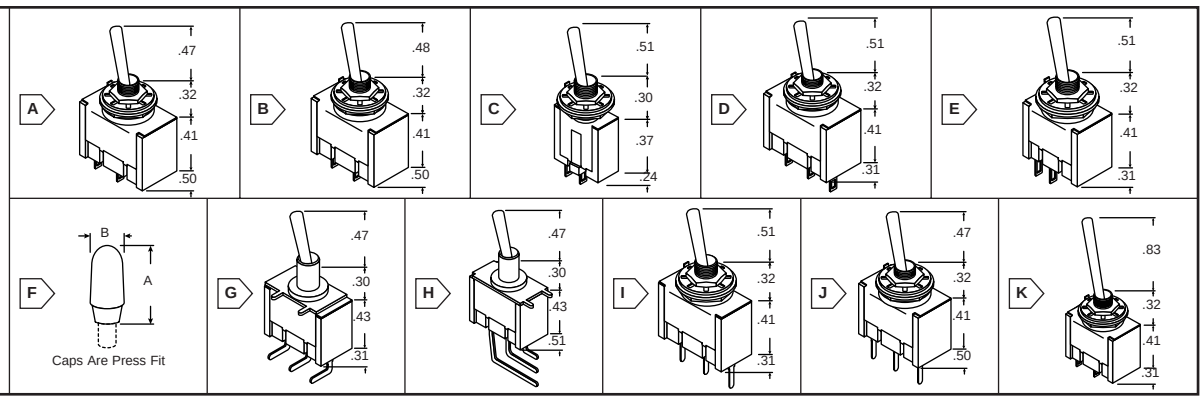

Specifications:

- Breakdown voltage: 1000VAC, for one minute
- Insulation resistance: 100MΩ (min.)
- Mechanical life: over 30,000 operations
- Electrical life: over 10,000 operations
- ( ) = Momentary contact

✻ UL (File No. E128300)

✻✻ CSA (File No. LR26920) Listed.

STANDARD LEVER

- Rating: 3A/125VAC, 1A/250VAC
- Solder terminals

MOUSER STOCK NO.	Fig.	Type	Circuit	Price Each 1	10	100	500
108-MS550K	A	SPST	On-Off	2.73	2.28	2.07	Call For Quote
108-MS550A	A	SPDT	On-On	2.83	2.36	2.15	
108-MS550C	A	SPDT	On-Off-On	3.35	2.79	2.54	
108-MS550H	A	DPDT	On-Off-On	4.40	3.66	3.33	

- Rating: 6A/125VAC, 3A/250VAC
- Solder terminals
- ( ) Momentary contact

MOUSER STOCK NO.	Fig.	Type	Circuit	Price Each 1	10	100	500
✻✻ 10TC220	B	SPST	On-Off	3.11	2.59	2.36	Call For Quote
✻✻ 10TC230	B	SPDT	On-On	3.44	2.87	2.61	
10TC232	B	SPDT	On-(On)	3.63	3.02	2.75	
✻✻ 10TC235	B	SPDT	On-Off-On	3.83	3.19	2.90	
10TC240	B	SPDT	On-Off-(On)	3.92	3.26	2.97	
10TC245	B	SPDT	(On)-Off-(On)	3.92	3.26	2.97	
✻✻ 10TC260	B	DPDT	On-On	4.72	3.94	3.58	
10TC262	B	DPDT	On-(On)	5.00	4.17	3.79	
✻✻ 10TC265	B	DPDT	On-Off-On	5.33	4.44	4.04	
10TC270	B	DPDT	On-Off-(On)	5.53	4.61	4.19	
10TC275	B	DPDT	(On)-Off-(On)	5.53	4.61	4.19	
10TC280	B	3PDT	On-On	6.35	5.29	4.81	
10TC285	B	3PDT	On-Off-On	7.47	6.22	5.66	
10TC290	B	4PDT	On-On	8.12	6.77	6.15	
10TC295	B	4PDT	On-Off-On	9.64	8.03	7.30	
10TA820	C	SPST	On-Off	3.54	2.95	2.69	
10TA830	C	SPDT	On-On	3.82	3.18	2.89	
10TA860	C	DPDT	On-On	5.00	4.17	3.79	

HI-REL STANDARD LEVER

- Rating: 6A/125VAC, 3A/250VAC
- Solder terminals
- ( ) Momentary contact

MOUSER STOCK NO.	Fig.	Type	Circuit	Price Each 1	10	100	500
✻ 10TA730	D	SPDT	On-On	4.79	3.99	3.63	Call For Quote
10TA732	D	SPDT	On-(On)	5.44	4.53	4.12	
✻ 10TA735	D	SPDT	On-Off-On	5.19	4.33	3.93	
10TA740	D	SPDT	On-Off-(On)	5.71	4.76	4.33	
10TA745	D	SPDT	(On)-Off-(On)	5.71	4.76	4.33	
✻ 10TA760	D	DPDT	On-On	7.08	5.90	5.36	
✻ 10TA765	D	DPDT	On-Off-On	7.59	6.32	5.75	
10TA762	D	DPDT	On-(On)	8.20	6.83	6.21	
10TA770	D	DPDT	On-Off-(On)	8.58	7.15	6.50	
10TA775	D	DPDT	(On)-Off-(On)	8.58	7.15	6.50	

HI-CURRENT STANDARD LEVER

- Rating: 10A/125VAC
- Solder terminals

MOUSER STOCK NO.	Fig.	Type	Circuit	Price Each 1	10	100	500
10TC320	E	SPST	On-Off	3.78	3.15	2.86	Call For Quote
10TC330	E	SPDT	On-On	4.11	3.42	3.11	
10TC335	E	SPDT	On-Off-On	4.53	3.78	3.43	
10TC360	E	DPDT	On-On	5.77	4.81	4.37	
10TC365	E	DPDT	On-Off-On	6.32	5.27	4.79	

DECORATIVE MINIATURE TOGGLE LEVER

- Plastic caps for miniature toggle switches

MOUSER STOCK NO.	Fig.	Color	Dimensions (In.) A	B	Price Each 1	10	100	500
10TB001	F	Red	.45	.18	.21	.17	.16	Call For Quote
10TB002	F	Black	.45	.18	.21	.17	.16	
10TB003	F	White	.45	.18	.21	.17	.16	
10TB004	F	Blue	.45	.18	.21	.17	.16	

HI-REL STANDARD LEVER, PC MOUNT

- Rating: 6A/125VAC, 3A/250VAC
- Gold plated terminals
- Right angle PC mount
- ( ) Momentary contact

MOUSER STOCK NO.	Fig.	Type	Circuit	Price Each 1	10	100	500
10TF230	G	SPDT	On-On	4.34	3.62	3.29	Call For Quote
10TF235	G	SPDT	On-Off-On	4.65	3.87	3.52	
10TF232	G	SPDT	On-(On)	4.88	4.06	3.69	
10TF240	G	SPDT	On-Off-(On)	5.04	4.20	3.82	
10TF245	G	SPDT	(On)-Off-(On)	5.04	4.20	3.82	
10TF260	G	DPDT	On-On	5.64	5.43	4.93	
10TF265	G	DPDT	On-Off-On	6.99	5.82	5.29	
10TF262	G	DPDT	On-(On)	7.45	6.21	5.64	
10TF270	G	DPDT	On-Off-(On)	7.59	6.33	5.75	
10TF275	G	DPDT	(On)-Off-(On)	7.59	6.33	5.75	

- Rating: 6A/125VAC, 3A/250VAC
- Gold plated terminals
- Vertical PC mount
- ( ) Momentary contact

MOUSER STOCK NO.	Fig.	Type	Circuit	Price Each 1	10	100	500
10TF130	H	SPDT	On-On	4.95	4.12	3.75	Call For Quote
10TF135	H	SPDT	On-Off-On	5.38	4.49	4.08	
10TF132	H	SPDT	On-(On)	5.38	4.49	4.08	
10TF140	H	SPDT	On-Off-(On)	5.67	4.73	4.30	
10TF145	H	SPDT	(On)-Off-(On)	5.67	4.73	4.30	
10TF160	H	DPDT	On-On	7.12	5.93	5.39	
10TF165	H	DPDT	On-Off-On	7.59	6.33	5.73	
10TF162	H	DPDT	On-(On)	8.05	6.71	6.10	
10TF170	H	DPDT	On-Off-(On)	8.28	6.90	6.27	
10TF175	H	DPDT	(On)-Off-(On)	8.28	6.90	6.27	

- Rating: 6A/125VAC, 3A/250VAC
- Gold plated terminals
- PC mount
- ( ) Momentary contact

MOUSER STOCK NO.	Fig.	Type	Circuit	Price Each 1	10	100	500
✻ 10TC430	I	SPDT	On-On	5.67	4.73	4.30	Call For Quote
✻ 10TC435	I	SPDT	On-Off-On	5.95	4.96	4.51	
10TC445	I	SPDT	(On)-Off-(On)	6.47	5.39	4.90	
✻ 10TC460	I	DPDT	On-On	8.50	7.09	6.44	
✻ 10TC465	I	DPDT	On-Off-On	9.04	7.53	6.85	
10TC475	I	DPDT	(On)-Off-(On)	10.04	8.37	7.61	

HI-REL LOW VOLTAGE/CURRENT

- Rating: 20mA/25VAC
- Electrical life: >50,000 cycles
- Gold plated contacts and terminals
- Insulation resistance: 1000MΩ (min.)
- Mechanical life: 100,000 cycles
- PC mount

MOUSER STOCK NO.	Fig.	Type	Circuit	Price Each 1	10	100	500
108-MS510A	J	SPDT	On-On	6.60	5.50	5.00	Call For Quote
108-MS510C	J	SPDT	On-Off-On	7.70	6.42	5.83	
108-MS510F	J	DPDT	On-On	10.40	8.67	7.88	
108-MS510H	J	DPDT	On-Off-On	12.07	10.06	9.14	

LONG METAL LEVER

- Rating: 6A/125VAC, 3A/250VAC
- Solder terminals
- ( ) Momentary contact

MOUSER STOCK NO.	Fig.	Type	Circuit	Price Each 1	10	100	500
10TA420	K	SPST	On-Off	3.44	2.87	2.60	Call For Quote
10TA445	K	SPDT	(On)-Off-(On)	4.02	3.35	3.04	
10TA430	K	SPDT	On-On	3.78	3.15	2.86	
10TA435	K	SPDT	On-Off-On	4.16	3.47	3.15	
10TA460	K	DPDT	On-On	5.06	4.21	3.83	
10TA475	K	DPDT	(On)-Off-(On)	5.63	4.69	4.26	
10TA465	K	DPDT	On-Off-On	5.67	4.72	4.30	
✻ 108-MS344A	K	SPDT	On-On	5.29	4.41	4.01	

Mountain Switch Miniature Toggle Switches

DIMENSIONS (IN.)

Figures are Shown as SPDT or DPDT, but All Items are Stocked in SPST, SPDT, and DPDT

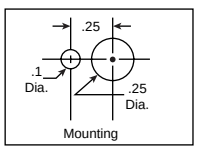

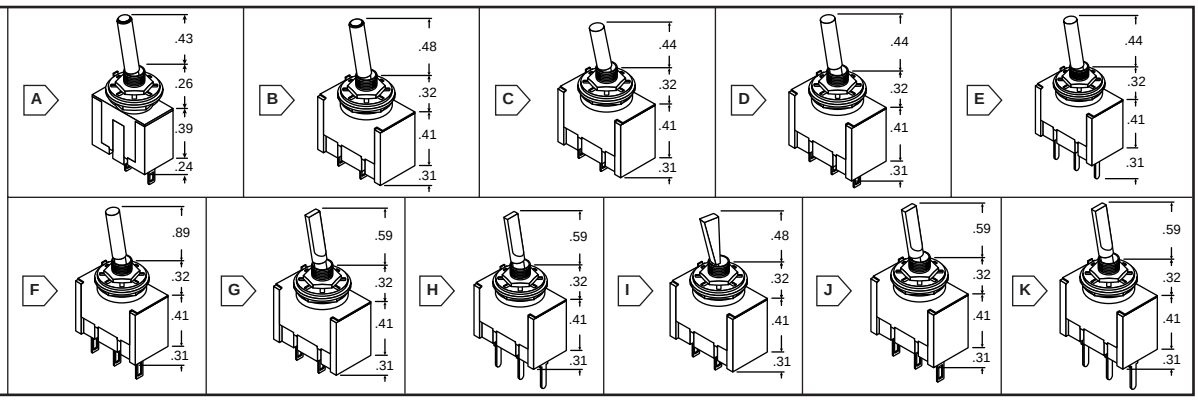

Specifications:

- Contact resistance: 20mΩ (max.)
- Breakdown voltage: 1000VAC for one minute
- Insulation resistance: 100MΩ (min.)
- ( ) = Momentary contact

✻ UL (File No. E128300) Listed.
✻✻ CSA (File No. LR26920) Listed.
✻✻✻ UL and CSA Listed

METAL BATON LEVER WITH COLORED TIP

- Rating: 3A/125VAC
- Solder terminals

MOUSER STOCK NO.	Fig.	Tip Color	Type	Circuit	Price Each 1	10	100	500
10TF105	A	Red	SPST	On-Off	3.31	2.75	2.50	2.28
10TF205	A	Yellow	SPST	On-Off	3.31	2.75	2.50	2.28
10TF305	A	Blue	SPST	On-Off	3.31	2.75	2.50	2.28
10TF110	A	Red	SPDT	On-On	3.58	2.99	2.71	2.47
10TF210	A	Yellow	SPDT	On-On	3.58	2.99	2.71	2.47
10TF310	A	Blue	SPDT	On-On	3.58	2.99	2.71	2.47
10TF115	A	Red	DPDT	On-On	4.20	3.50	3.18	2.89
10TF215	A	Yellow	DPDT	On-On	4.20	3.50	3.18	2.89
10TF315	A	Blue	DPDT	On-On	4.20	3.50	3.18	2.89

METAL BATON LEVER WITH COLORED TIP

- Rating: 6A/125VAC, 3A/250VAC
- Solder terminals
- Part number suffix indicates lever tip color

MOUSER STOCK NO.	Fig.	Type	Circuit	Price Each 1	10	100	500
108-MS500KCL-BLK	B	SPST	On-Off	3.58	2.98	2.71	2.47
108-MS500ACL-BLK	B	SPDT	On-On	3.87	3.23	2.93	2.67
108-MS500FCL-BLK	B	DPDT	On-On	5.15	4.29	3.90	3.54
108-MS500KCL-RED	B	SPST	On-Off	3.58	2.98	2.71	2.47
108-MS500ACL-RED	B	SPDT	On-On	3.87	3.23	2.93	2.67
108-MS500FCL-RED	B	DPDT	On-On	5.15	4.29	3.90	3.54

ANODIZED ALUMINUM BATON LEVER

- Rating: 3A/125VAC
- Solder terminals

10TF605	A	SPST	On-Off	3.82	3.18	2.89	2.63
10TF610	A	SPDT	On-On	3.96	3.30	3.00	2.73
10TF615	A	DPDT	On-On	4.72	3.94	3.58	3.25

PLASTIC BATON LEVER

- Rating: 6A/125VAC, 3A/250VAC
- Solder terminals
- Part number suffix indicates lever tip color

108-MS500KPL-BLK	C	SPST	On-Off	3.25	2.71	2.47	2.24
108-MS500APL-BLK	C	SPDT	On-On	3.87	3.23	2.93	2.67
108-MS500FPL-BLK	C	DPDT	On-On	4.81	4.01	3.65	3.31
108-MS500KPL-RED	C	SPST	On-Off	3.25	2.71	2.47	2.24
108-MS500APL-RED	C	SPDT	On-On	3.55	2.95	2.69	2.44
108-MS500FPL-RED	C	DPDT	On-On	4.81	4.01	3.65	3.31

HI-REL PLASTIC BATON LEVER

- Rating: 6A/125VAC, 3A/250VAC
- Solder terminals
- Part number suffix indicates lever tip color

MOUSER STOCK NO.	Fig.	Type	Circuit	Price Each 1	10	100	500
✻ 108-MS340A-BLK	D	SPDT	On-On	4.92	4.10	3.73	3.39
✻ 108-MS340C-BLK	D	SPDT	On-Off-On	5.09	4.24	3.86	3.51
✻ 108-MS340F-BLK	D	DPDT	On-On	7.04	5.87	5.33	4.85
✻ 108-MS340A-RED	D	SPDT	On-On	4.92	4.10	3.73	3.39
✻ 108-MS340C-RED	D	SPDT	On-Off-On	5.09	4.24	3.51	3.16
✻ 108-MS340F-RED	D	DPDT	On-On	7.04	5.87	5.33	4.85

HI-REL PLASTIC BATON LEVER

- Rating: 6A/125VAC, 3A/250VAC
- PC terminals
- Part number suffix indicates lever tip color

✻ 108-MS341A-BLK	E	SPDT	On-On	4.92	4.10	3.73	3.39
✻ 108-MS341C-BLK	E	SPDT	On-Off-On	5.85	4.88	4.43	4.03
✻ 108-MS341F-BLK	E	DPDT	On-On	8.43	7.02	6.38	5.80
✻ 108-MS341A-RED	E	SPDT	On-On	4.92	4.10	3.73	3.39

PLASTIC LONG BATON LEVER

- Rating: 6A/125VAC, 3A/250VAC
- Solder terminals
- Part number suffix indicates lever tip color

108-MS500FML-RED	F	DPDT	On-On	5.05	4.21	3.83	3.48

LONG BLACK PLASTIC BATON LEVER

- Rating: 6A/125VAC, 3A/250VAC
- Solder terminals
- ( ) Momentary contact

MOUSER STOCK NO.	Fig.	Type	Circuit	Price Each 1	10	100	500
10TA120	F	SPST	On-Off	3.45	2.87	2.61	2.37
10TA130	F	SPDT	On-On	3.78	3.15	2.86	2.60
10TA135	F	SPDT	On-Off-On	4.16	3.47	3.15	2.86
10TA145	F	SPDT	(On)-Off-(On)	4.20	3.50	3.18	2.89
10TA160	F	DPDT	On-On	5.05	4.21	3.83	3.48
10TA165	F	DPDT	On-Off-On	5.66	4.72	4.29	3.90
10TA175	F	DPDT	(On)-Off-(On)	5.80	4.83	4.39	3.99

HI-REL LONG PLASTIC BATON LEVER

- Rating: 6A/125VAC, 3A/250VAC
- Solder terminals
- Part number suffix indicates lever tip color

✻ 108-MS345A-BLK	F	SPDT	On-On	5.09	4.24	3.86	3.51
✻ 108-MS345C-BLK	F	SPDT	On-Off-On	5.09	4.24	3.86	3.51
✻ 108-MS345F-BLK	F	DPDT	On-On	8.12	6.77	6.15	5.94
✻ 108-MS345A-RED	F	SPDT	On-On	5.10	4.25	3.86	3.51
✻ 108-MS345C-RED	F	SPDT	On-Off-On	5.09	4.23	3.86	3.51
✻ 108-MS345F-RED	F	DPDT	On-On	8.12	6.77	6.15	5.94

BLACK PLASTIC FLAT LEVER

- Rating: 6A/125VAC, 3A/250VAC
- Solder terminals
- ( ) Momentary contact

✻✻ 10TA220	G	SPST	On-Off	3.78	3.15	2.86	2.60
✻✻✻ 10TA230	G	SPDT	On-On	4.11	3.42	3.11	2.83
10TA235	G	SPDT	On-Off-On	4.48	3.74	3.40	3.09
10TA245	G	SPDT	(On)-Off-(On)	4.53	3.78	3.43	3.12
✻✻✻ 10TA260	G	DPDT	On-On	5.38	4.49	4.08	3.71
✻✻✻ 10TA265	G	DPDT	On-Off-On	5.99	5.00	4.54	4.13
10TA275	G	DPDT	(On)-Off-(On)	6.14	5.12	4.65	4.23

HI-REL BLACK PLASTIC FLAT LEVER

- Rating: 6A/125VAC, 3A/250VAC
- Solder terminals

✻ 10TA530	G	SPDT	On-On	5.29	4.41	4.01	3.64
✻ 10TA535	G	SPDT	On-Off-On	5.76	4.80	4.36	3.97
✻ 10TA565	G	DPDT	On-Off-On	8.12	6.77	6.15	5.59
✻ 10TA560	G	DPDT	On-On	7.68	6.40	5.81	5.29

HI-REL BLACK PLASTIC FLAT LEVER

- Rating: 6A/125VAC, 3A/250VAC
- PC terminals
- ( ) Momentary contact

✻ 10TC130	H	SPDT	On-On	6.18	5.15	4.68	4.26
✻ 10TC135	H	SPDT	On-Off-On	6.47	5.39	4.90	4.46
10TC145	H	SPDT	(On)-Off-(On)	7.07	5.89	5.36	4.87
✻ 10TC160	H	DPDT	On-On	9.11	7.59	6.90	6.27
✻ 10TC170	H	DPDT	On-Off-On	9.57	7.97	7.25	6.59
10TC175	H	DPDT	(On)-Off-(On)	10.63	8.86	8.05	7.32

METALLIZED PLASTIC FLAT LEVER

- Rating: 6A/125VAC, 3A/250VAC
- Solder terminals
- ( ) Momentary contact

10TA320	I	SPST	On-Off	3.91	3.26	2.96	2.69
10TA330	I	SPDT	On-On	4.30	3.58	3.26	2.96
10TA335	I	SPDT	On-Off-On	4.68	3.90	3.54	3.22
10TA345	I	SPDT	(On)-Off-(On)	4.79	3.99	3.63	3.30
10TA360	I	DPDT	On-On	5.56	4.64	4.22	3.83
10TA365	I	DPDT	On-Off-On	6.23	5.20	4.72	4.29
10TA375	I	DPDT	(On)-Off-(On)	6.38	5.31	4.83	4.39

HI-REL METALLIZED PLASTIC FLAT LEVER

- Rating: 6A/125VAC, 3A/250VAC
- Solder terminals

✻ 108-MS333A	J	SPDT	On-On	5.99	5.00	4.55	4.13
✻ 108-MS333C	J	SPDT	On-Off-On	6.28	5.23	4.76	4.32
✻ 108-MS333F	J	DPDT	On-On	8.50	7.09	6.44	5.86

HI-REL METALLIZED PLASTIC FLAT LEVER

- Rating: 6A/125VAC, 3A/250VAC
- PC terminals
- Gold plated contacts
- ( ) Momentary contact

✻ 10TC930	K	SPDT	On-On	6.74	5.62	5.11	4.64
✻ 10TC935	K	SPDT	On-Off-On	7.04	5.87	5.33	4.85
10TC945	K	SPDT	(On)-Off-(On)	7.59	6.33	5.75	5.23
✻ 10TC960	K	DPDT	On-On	9.95	8.29	7.54	6.85
✻ 10TC965	K	DPDT	On-Off-On	10.33	8.60	7.82	7.11
10TC975	K	DPDT	(On)-Off-(On)	11.52	9.60	8.73	7.93

Toggle Switches

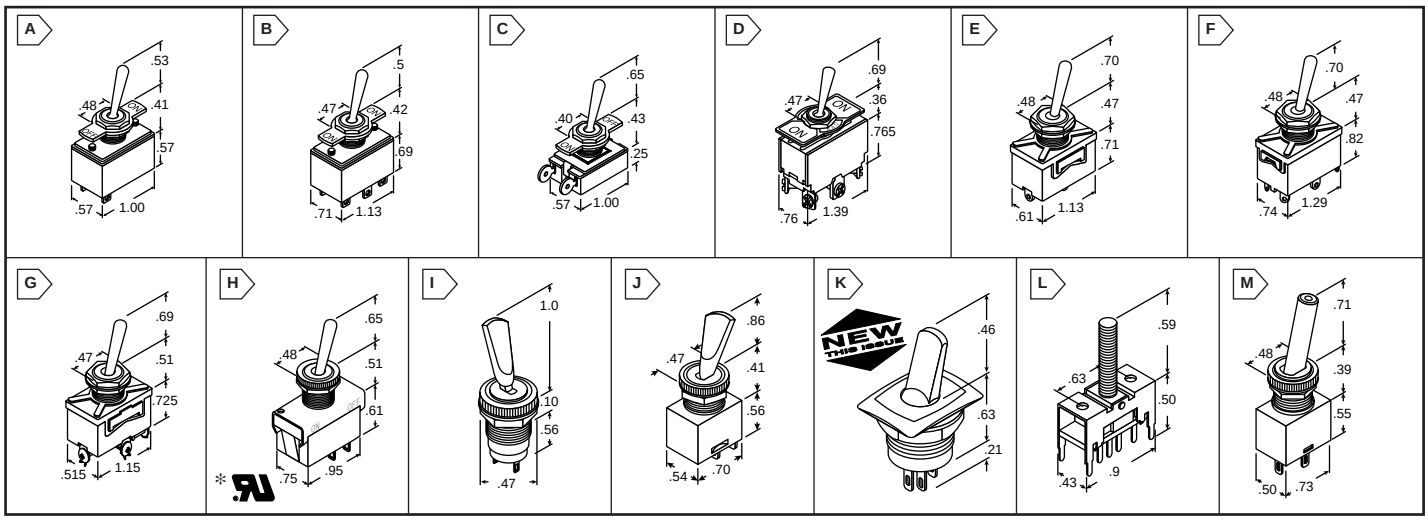

Mountain Switch TOGGLE SWITCHES

Standard Duty

• Rating: 3A/125VAC • Insulation resistance: 100MΩ (min.)

MOUSER STOCK NO.	Fig.	Type	Circuit	Breakdown Voltage	Contact Resistance (max.)	Price Each 1	10	100	500
103-0132	A	SPST	On-Off	1000VAC	50mΩ	1.33	1.11	.99	.90
10TE002	B	DPDT	On-On	1000VAC	20mΩ	4.41	3.68	3.34	3.04

Low Profile

• Rating: 5A/125 VAC • Insulation resistance: 100MΩ (min.)

10TE001	C	SPST	On-Off	1000VAC	20mΩ	3.21	2.68	2.43	2.21

Heavy Duty

• Insulation resistance: 100MΩ (min.)

10A/125VAC, 3A/250VAC									
10TE008	D	DPDT	On-Off-On	1000VAC	50mΩ	2.22	1.93	1.75	1.65
15A/125VAC, 10A/250VAC									
10TE006	E	SPST	On-Off	1500VAC	50mΩ	2.94	2.45	2.23	2.02
10TE007	F	DPDT	On-On	1500VAC	50mΩ	3.05	2.53	2.31	2.10
20A/125VAC, 10A/250VAC									
10TE012	G	SPDT	On-Off-On	1500VAC	50mΩ	2.53	2.10	1.93	1.71

Hi-Rel UL Recognized

• Rating: 6A/250VAC • Insulation resistance: 100MΩ (min.)

✻ 10DS235	H	SPST	On-Off	1500VAC	20mΩ	6.01	5.01	4.55	4.14
✻ 10DS236	H	SPDT	On-On	1500VAC	20mΩ	6.67	5.56	5.05	4.59
✻ 10DS237	H	SPDT	On-Off-On	1500VAC	20mΩ	6.81	5.68	5.16	4.69
✻ 10DS238	H	DPDT	On-On	1500VAC	20mΩ	9.26	7.72	7.02	6.38
✻ 10DS239	H	DPDT	On-Off-On	1500VAC	20mΩ	9.20	7.66	6.97	6.34

Plastic Lever

• Insulation resistance: 100MΩ (min.)

MOUSER STOCK NO.	Fig.	Type	Circuit	Breakdown Voltage	Contact Resistance (max.)	Price Each 1	10	100	500
3A/125VAC									
10DS274	I	SPST	On-Off	1000VAC	20mΩ	6.67	5.56	5.05	4.59
6A/125VAC									
10TL020	J	SPST	On-Off	1000VAC	20mΩ	4.62	3.85	3.50	3.18
10TL021	J	SPDT	On-On	1000VAC	20mΩ	5.83	4.86	4.42	4.02
10TL022	J	DPDT	On-On	1000VAC	20mΩ	8.80	7.34	6.67	6.06
103-4023	K	SPDT	On-On	1500VAC	50mΩ	2.19	1.83	1.66	1.52

Toggle Switch

• Brushed aluminum handles • PC terminals • Rating: .5A/50VDC

MOUSER STOCK NO.	Fig.	Type	Circuit	Breakdown Voltage	Contact Resistance (max.)	Price Each 1	10	100	500
10TS003	L	DP3T	On-On-On	500VAC	30mΩ	1.11	.92	.84	.71

LED Illuminated Toggle Switches

• Contact resistance: 20mΩ (max.)
• LED on a separate circuit
• Rating: 3A/125VAC

	Red	Green
• LED data:	Red	Green
• Intensity:	2.1mcd (Typ.)	1.4mcd (Typ.)
• IF:	20mA	20mA
• VF:	1.7V	2.0V

MOUSER STOCK NO.	Fig.	Color	Type	Circuit	Mtg. Hole (In.)	Price Each 1	10	100	500
10TR414	M	Red	SPST	On-Off	.472	7.81	6.51	5.91	5.38
10TR415	M	Green	SPST	On-Off	.472	8.28	6.90	6.27	5.70
10TR416	M	Red	SPDT	On-On	.472	8.28	6.90	6.27	5.70
10TR417	M	Green	SPDT	On-On	.472	8.52	7.10	6.46	5.87

MINIATURE TOGGLE SWITCHES

DIMENSIONS (IN.)

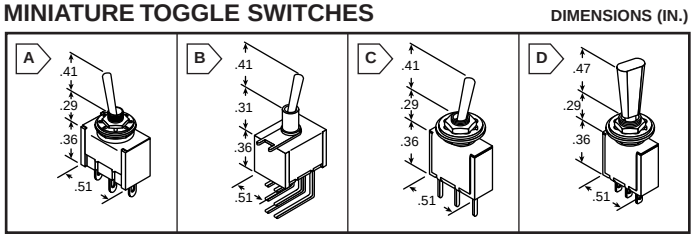

Specifications:

- Contact resistance: 20mΩ max.
- Insulation resistance: 100MΩ min. 500VDC
- Dielectric strength: 1000VAC 1 minute
- Operating temperature: -20°C to 65°C
- Rating: 6A 125V, 3A 250V AC
- Electrical life: 50,000 make-and-break cycles at full load
- Color: blue

Standard Lever - Solder Tab

( ) = Momentary contact

MOUSER STOCK NO.	Fig.	Type	Circuit	Price Each 1	10	100	500
1055-TA1120	A	SPST	On-Off	1.45	1.22	1.09	.98
1055-TA1130	A	SPDT	On-On	1.58	1.32	1.19	1.07
1055-TA1132	A	SPDT	On-(On)	2.07	1.73	1.56	1.41
1055-TA1135	A	SPDT	On-Off-On	1.84	1.54	1.40	1.25
1055-TA1140	A	SPDT	On-Off-(On)	2.53	2.12	1.91	1.72
1055-TA1145	A	SPDT	(On)-Off-(On)	2.07	1.73	1.56	1.41
1055-TA1160	A	DPDT	On-On	2.34	1.95	1.78	1.62
1055-TA1162	A	DPDT	On-(On)	2.53	2.12	1.91	1.72
1055-TA1165	A	DPDT	On-Off-On	2.51	2.09	1.90	1.73
1055-TA1170	A	DPDT	On-Off-(On)	2.53	2.12	1.91	1.72
1055-TA1175	A	DPDT	(On)-Off-(On)	2.53	2.12	1.91	1.72

Standard Lever - PC Mount

( ) = Momentary contact

MOUSER STOCK NO.	Fig.	Type	Circuit	Price Each 1	10	100	500
1055-TA1220	B	SPST	On-Off	1.70	1.42	1.28	1.15
1055-TA1230	B	SPDT	On-On	2.03	1.69	1.54	1.40
1055-TA1235	B	SPDT	On-Off-On	2.24	1.86	1.69	1.54
1055-TA1260	B	DPDT	On-On	2.79	2.32	2.10	1.92
1055-TA1262	B	DPDT	On-(On)	3.34	2.78	2.53	2.30
1055-TA1265	B	DPDT	On-Off-On	2.79	2.32	2.11	1.92
1055-TA1320	C	SPST	On-Off	1.70	1.42	1.28	1.15
1055-TA1330	C	SPDT	On-On	2.03	1.69	1.54	1.40
1055-TA1345	C	SPDT	(On)-Off-(On)	2.38	1.99	1.80	1.62
1055-TA1360	C	DPDT	On-On	2.77	2.31	2.10	1.92
1055-TA1365	C	DPDT	On-Off-On	2.96	2.47	2.24	2.04

Flat Lever - Solder Tab

( ) = Momentary contact

MOUSER STOCK NO.	Fig.	Type	Circuit	Price Each 1	10	100	500
1055-TA2120	D	SPST	On-Off	1.96	1.63	1.49	1.35
1055-TA2130	D	SPDT	On-On	2.14	1.78	1.62	1.48
1055-TA2135	D	SPDT	On-Off-On	2.27	1.89	1.72	1.56
1055-TA2150	D	DPST	On-Off	2.61	2.18	1.98	1.80
1055-TA2160	D	DPDT	On-On	2.80	2.33	2.12	1.93
1055-TA2165	D	DPDT	On-Off-On	2.98	2.48	2.26	2.05
1055-TA2175	D	DPDT	(On)-Off-(On)	3.23	2.69	2.45	2.23

Toggle and Snap Switches

DIMENSIONS (IN.)

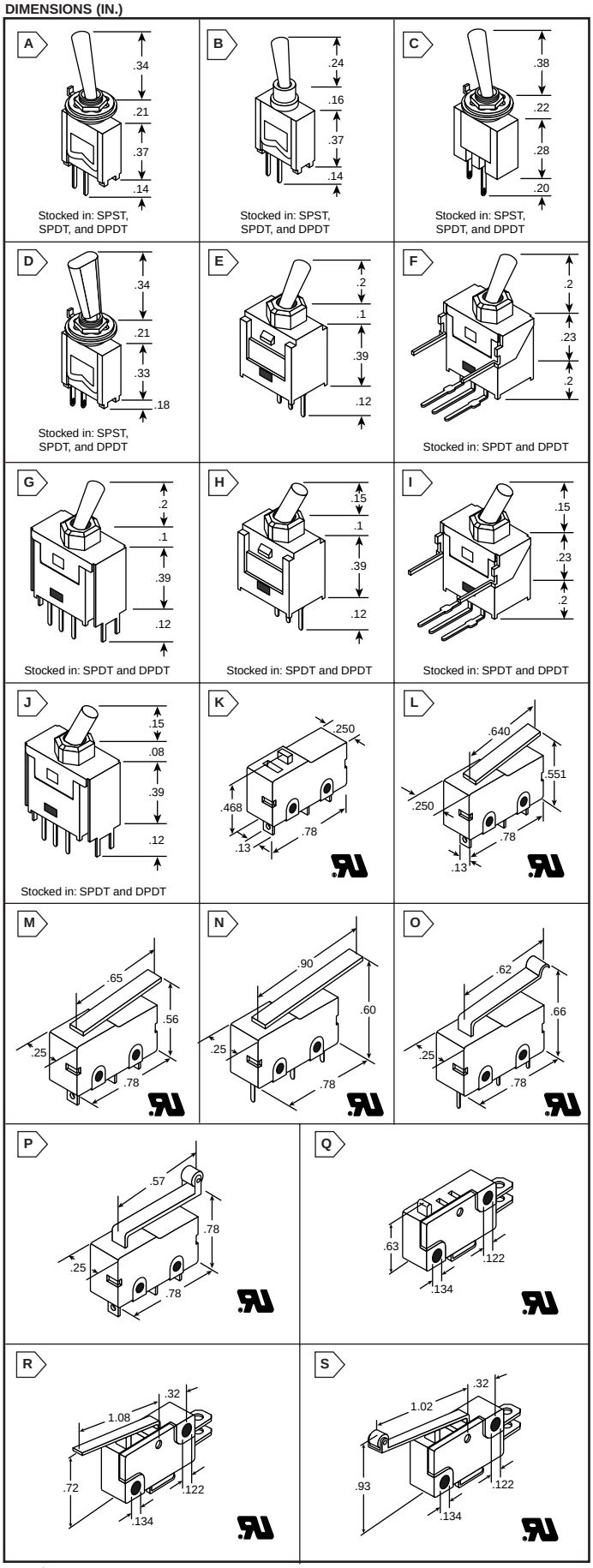

SUB MINIATURE TOGGLE SWITCHES

Specifications:

- Insulation resistance: 100MΩ @ 500VDC (min.)
- Voltage breakdown: 1000VAC / 1 minute
- Contact resistance: 20m Ω @ 2.5VDC, 100mA (max.)

Hi-Rel/Low Current Switches

For quantities greater than listed, call for quote.

MOUSER STOCK NO.	Fig.	Type	Circuit	Price Each 1	10	100	500
• PC mount • Rating: .3A/125VAC							
10TC405	A	SPST	On-Off	2.97	2.48	2.25	2.05
10TC410	A	SPDT	On-On	3.11	2.59	2.36	2.14
10TC415	A	DPDT	On-On	3.78	3.15	2.86	2.60
• PC mount • Rating: .3A/30VDC							
10TC412	A	SPDT	On-Off-On	3.26	2.72	2.47	2.25
10TC418	A	DPDT	On-Off-On	4.05	3.38	3.07	2.79
• PC mount • Rating: .3A/125VAC							
10TC605	B	SPST	On-Off	2.55	2.13	1.93	1.76
10TC610	B	SPDT	On-On	2.65	2.21	2.01	1.86
10TC615	B	DPDT	On-On	3.30	2.75	2.50	2.28
• PC mount • Rating: .3A/30VDC							
10TC612	B	SPDT	On-Off-On	2.88	2.40	2.18	1.98
10TC618	B	DPDT	On-Off-On	3.73	3.11	2.82	2.57

Hi-Rel Standard Lever Switches

• Solder terminals • Rating: 3A/125VAC • Gold plated contacts and terminals

MOUSER STOCK NO.	Fig.	Type	Circuit	Price Each 1	10	100	500
10TA805	C	SPST	On-Off	3.02	2.52	2.29	2.08
10TA810	C	SPDT	On-On	3.17	2.64	2.40	2.19
10TA815	C	DPDT	On-On	3.96	3.30	3.00	2.73

Lever Switches

• Solder terminals • Rating: 3A/125VAC • Silver plated contacts and terminals

10TA305	D	SPST	On-Off	6.14	5.12	4.65	4.23
10TA310	D	SPDT	On-On	3.82	3.18	2.89	2.63
10TA315	D	DPDT	On-On	4.58	3.81	3.47	3.15

ULTRA MINIATURE SEALED TOGGLE SWITCHES

Specifications:

- Rating: 0.4VA, 28VAC or DC
- Contact resistance: 50mΩ (max)
- Insulation resistance: 1000MΩ (min)
- Operating temperature: -20°C to +80°C
- Operating Life: 100,000 cycles

Features:

- Metal and plastic levers available
- Easily installed on crowded PC boards
- Ultra miniature and light weight
- Water resistant and dust proof
- Solderable at 270°C within 5 seconds or 350° within 3 seconds

Standard Metal Lever

For quantities greater than listed, call for quote.

MOUSER STOCK NO.	Fig.	Type	Circuit	Price Each 1	10	100	500
PC Terminals							
108-MS200C-11	E	SPDT	On-Off-On	6.64	6.03	5.48	4.99
Right Angle PC							
108-MS200C-21	F	SPDT	On-Off-On	8.06	6.72	6.11	5.55
PC Terminals with Mounting Bracket							
108-MS200C-31	G	SPDT	On-Off-On	7.89	6.58	5.98	5.43
108-MS200F-31	G	DPDT	On-On	9.12	7.60	6.91	6.28
108-MS200H-31	G	DPDT	On-Off-On	9.59	7.99	7.27	6.61

Black Insulated Baton Lever

PC Terminals							
108-MS200A-12	H	SPDT	On-On	6.41	5.35	4.86	4.42
108-MS200C-12	H	SPDT	On-Off-On	6.39	5.32	4.84	4.40
108-MS200F-12	H	DPDT	On-On	7.64	6.36	5.79	5.26
108-MS200H-12	H	DPDT	On-Off-On	7.92	6.60	6.00	5.46
Right Angle PC							
108-MS200A-22	I	SPDT	On-On	7.68	6.40	5.82	4.85
108-MS200C-22	I	SPDT	On-Off-On	7.01	5.84	5.31	4.83
108-MS200F-22	I	DPDT	On-On	8.86	7.38	6.71	6.10
108-MS200H-22	I	DPDT	On-Off-On	9.20	7.66	6.97	6.33
PC Terminals with Mounting Bracket							
108-MS200A-32	J	SPDT	On-On	6.20	5.17	4.70	4.27
108-MS200C-32	J	SPDT	On-Off-On	6.39	5.32	4.84	4.40
108-MS200F-32	J	DPDT	On-On	7.69	6.41	5.83	5.30
108-MS200H-32	J	DPDT	On-Off-On	7.92	6.60	6.00	5.46

MINIATURE SNAP SWITCHES (SPDT)

For quantities greater than listed, call for quote.

MOUSER STOCK NO.	Fig.	Amp Rating @ 125 VAC	@ 250 VAC	Oper. Force (GMS.)	Travel (In.)	Price Each 1	10	100	500
101-1200	K	5A	5A	115	.030	1.24	1.04	.94	.85
101-1201	L	5A	3A	50	.05	1.24	1.04	.94	.85
101-1202	M	5A	5A	25	.087	1.24	1.04	.94	.85
101-1203	N	5A	5A	18	.125	1.24	1.04	.94	.85
101-1204	O	5A	5A	28	.86	1.24	1.04	.94	.85
101-1205	P	5A	5A	30	.063	1.46	1.21	1.11	1.01
101-1001	Q	10A	6A	170	.05	1.55	1.29	1.16	1.05
101-1002	R	10A	6A	170	.12	1.86	1.55	1.33	1.21
101-1003	S	10A	6A	140	.12	1.90	1.58	1.44	1.32

Rotary Switches

ROTARY SWITCHES

Features:

- Commercial, consumer, and industrial applications
- Supplied with nut and washer
- Solid brass bushings, solid aluminum shafts, plated frame, phenolic contact wafer

Specifications:

- Contact rating: 0.3 amps @ 125VAC
- Insulation resistance: 10M Ω (min.)
- Contact resistance: 30m Ω (max.)
- Breakdown voltage: 500VAC for 60 seconds
- Rotational torque: 1 to 3Kg/Cm
- Rotational life: 10,000 cycles

Shorting 1/4" Round Shaft (Make-Before-Break)

MOUSER STOCK NO.	Fig.	Poles	Positions	Price Each 1	10	100
Solder Terminals						
10WW017	A	1	7	1.54	1.28	1.16
10WW019	A	1	9	1.54	1.28	1.16
10WW025	A	2	5	1.54	1.28	1.16
10WW026	A	2	6	1.54	1.28	1.16
10WW033	A	3	3	1.54	1.28	1.16
10WW034	A	3	4	1.54	1.28	1.16
10WW042	A	4	2	1.54	1.28	1.16
10WW043	A	4	3	1.54	1.28	1.16
10WW052	A	5	2	1.54	1.28	1.16
10WW062	A	6	2	1.54	1.28	1.16
10WW112	A	1	12	1.54	1.28	1.16
10WR027	B	2	7	3.17	2.65	2.41
10WR212	B	2	12	3.17	2.65	2.41
10WR045	B	4	5	3.17	2.65	2.41
10WR046	B	4	6	3.17	2.65	2.41
10WR064	B	6	4	3.17	2.65	2.41
10WR122	B	12	2	3.17	2.65	2.41

Non-Shorting 1/4" Round Shaft (Break-Before-Make)

MOUSER STOCK NO.	Fig.	Poles	Positions	Price Each 1	10	100
Solder Terminals						
10YX025	A	2	5	1.57	1.31	1.19
10YX026	A	2	6	1.57	1.31	1.19
10YX034	A	3	4	1.57	1.31	1.19
10YX043	A	4	3	1.57	1.31	1.19
10YX062	A	6	2	1.57	1.31	1.19
10YX112	A	1	12	1.57	1.31	1.19

Non-Shorting 1/4" D-Shaft (Break-Before-Make)

Solder Terminals						
10YD025	C	2	5	1.67	1.40	1.28
10YD026	C	2	6	1.67	1.40	1.28
10YD034	C	3	4	1.67	1.40	1.28
10YD043	C	4	3	1.67	1.40	1.28
10YD062	C	6	2	1.67	1.40	1.28
10YD112	C	1	12	1.67	1.40	1.28

Non-Shorting 1/4" Round-Shaft (Break-Before-Make)

PCB Pins						
10YQ018	A	1	8	1.57	1.31	1.19
10YQ025	A	2	5	1.57	1.31	1.19
10YQ026	A	2	6	1.57	1.31	1.19
10YQ034	A	3	4	1.57	1.31	1.19
10YQ043	A	4	3	1.57	1.31	1.19
10YQ062	A	6	2	1.57	1.31	1.19
10YQ110	A	1	10	1.57	1.31	1.19
10YQ112	A	1	12	1.57	1.31	1.19

Non-Shorting 1/4" D-Shaft (Break-Before-Make)

PCB Pins						
10YT043	C	4	3	1.52	1.27	1.16

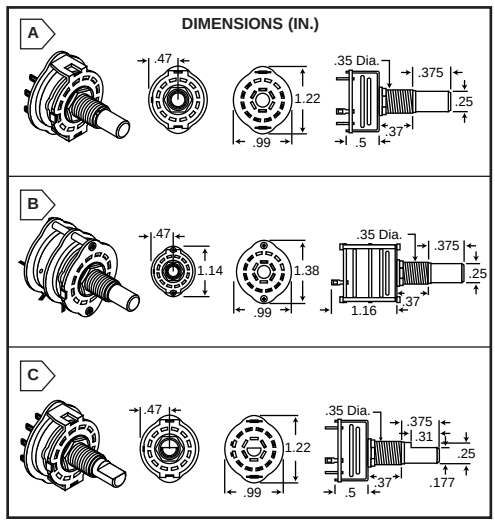

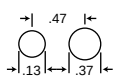

Mounting holes for all figures above.

Replacement Hardware

The rotary switches are supplied with one nut and one washer. See hardware section for more hardware.

MOUSER STOCK NO.	Type	Size (mm)	Price Each 1	100	1000
48AN009	Nut	9	.10	.027	.025
48CW009	Washer	9	.05	.013	.011

HI-REL FULLY ENCLOSED ADJUSTABLE ROTARY SWITCHES

Features:

- Fully enclosed contacts
- Glass filled nylon
- Nylon design provides maximum shock hazard protection.

Specifications:

- Working voltage: 300VAC or 300VDC (max.)
- Breakdown voltage: 1000VRMS @ 25°C
- Contact resistance: less than 50mΩ (max.)
- Index angle: 30°
- Contact life: over 10,000 operations
- Contact rating: .35A @ 110VAC or DC
  .15A @ 250VAC or DC
- Contact plating: .0001" silver

Price Each 1	10	100	500
2.57	2.14	1.95	Call

Shorting 1/4" Round Shaft (Make-Before-Break)

MOUSER STOCK NO.	Poles	Positions (User Selectable)	Shaft Length (In.)
Solder Terminals			
105-13571	1	2 - 12	3/8
105-13572	2	2 - 6	3/8
105-13573	3	2 - 4	3/8
105-13574	4	2 - 3	3/8

Shorting 1/4" D-Shaft (Make-Before-Break)

MOUSER STOCK NO.	Poles	Positions (User Selectable)	Shaft Length (In.)
Solder Terminals			
10WA324	1	2 - 12	1 3/16
10WA325	2	2 - 6	1 3/16
10WA326	3	2 - 4	1 3/16
10WA327	4	2 - 3	1 3/16
10WA364	1	2 - 12	1/2
10WA365	2	2 - 6	1/2
10WA366	3	2 - 4	1/2
10WA367	4	2 - 3	1/2
10WA354	1	2 - 12	3/8
10WA355	2	2 - 6	3/8
10WA356	3	2 - 4	3/8
10WA357	4	2 - 3	3/8
PC Terminals			
10WA344	1	2 - 12	1 3/16
10WA345	2	2 - 6	1 3/16
10WA346	3	2 - 4	1 3/16
10WA347	4	2 - 3	1 3/16

Non-Shorting 1/4" Round Shaft (Break-Before-Make)

MOUSER STOCK NO.	Poles	Positions (User Selectable)	Shaft Length (In.)
Solder Terminals			
105-14571	1	2 - 12	3/8
105-14572	2	2 - 6	3/8
105-14573	3	2 - 4	3/8
105-14574	4	2 - 3	3/8
PC Terminals			
105-2454	1	2 - 12	3/8
105-2455	2	2 - 6	3/8
105-2456	3	2 - 4	3/8
105-2457	4	2 - 3	3/8

Non-Shorting 1/4" D-Shaft (Break-Before-Make)

Solder Terminals			
10WA124	1	2 - 12	1 3/16
10WA125	2	2 - 6	1 3/16
10WA126	3	2 - 4	1 3/16
10WA127	4	2 - 3	1 3/16
10WA164	1	2 - 12	1/2
10WA165	2	2 - 6	1/2
10WA166	3	2 - 4	1/2
10WA167	4	2 - 3	1/2
10WA154	1	2 - 12	3/8
10WA155	2	2 - 6	3/8
10WA156	3	2 - 4	3/8
10WA157	4	2 - 3	3/8
PC Terminals			
10WA144	1	2 - 12	1 3/16
10WA145	2	2 - 6	1 3/16
10WA146	3	2 - 4	1 3/16
10WA147	4	2 - 3	1 3/16
10WA134	1	2 - 12	1/2
10WA135	2	2 - 6	1/2
10WA136	3	2 - 4	1/2
10WA137	4	2 - 3	1/2
10WA174	1	2 - 12	3/8
10WA175	2	2 - 6	3/8
10WA176	3	2 - 4	3/8
10WA177	4	2 - 3	3/8

REPLACEMENT HARDWARE

MOUSER STOCK NO.	Fig.	Size (mm)	Price Each 1	100	1000
481-0095	AA	M9.5 x .75	.26	.13	Call
481-0680	BB	10	.17	.056	

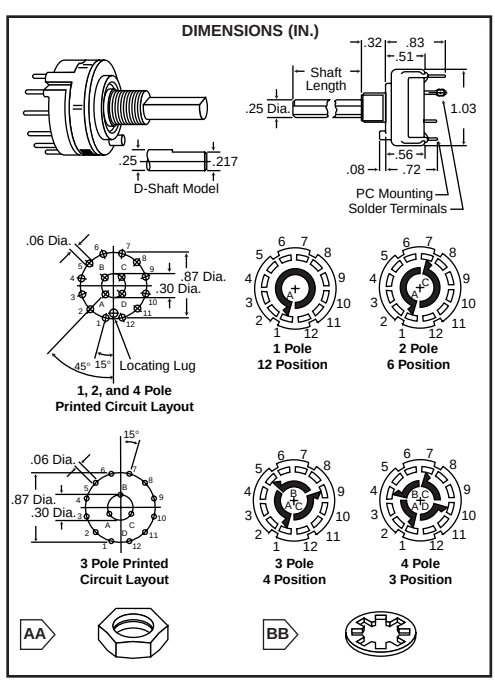

CONTINUOUS ROTATION SWITCHES

Non-Shorting 1/4" D-Shaft (Break-Before-Make)

MOUSER STOCK NO.	Poles	Positions (Max.)	Shaft Length (In.)	Price Each 1	10	100
Solder Terminals						
10WC204	1	12	3/8	2.57	2.14	1.95
10WC205	2	6	3/8	2.57	2.14	1.95
10WC224	1	12	1/2	2.57	2.14	1.95
10WC225	2	6	1/2	2.57	2.14	1.95
10WC244	1	12	1 3/16	2.57	2.14	1.95
10WC245	2	6	1 3/16	2.57	2.14	1.95
PC Terminals						
10WC404	1	12	3/8	2.57	2.14	1.95
10WC405	2	6	3/8	2.57	2.14	1.95
10WC424	1	12	1/2	2.57	2.14	1.95
10WC425	2	6	1/2	2.57	2.14	1.95
10WC444	1	12	1 3/16	2.57	2.14	1.95
10WC445	2	6	1 3/16	2.57	2.14	1.95

Slide, Push Button, and Rocker Switches

DIMENSIONS (IN.)

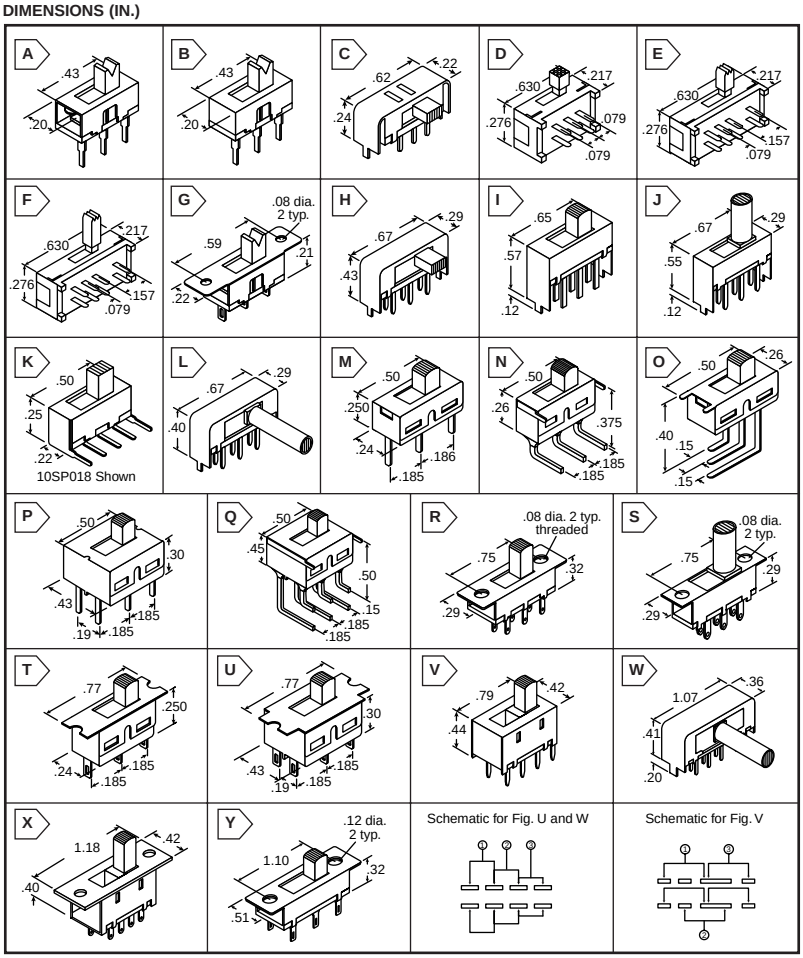

- Contact resistance: 10mΩ max.
- Electrical life: 30,000 cycles
- Insulation resistance: 1000MΩ min.
- Operating temperature: -30°C to +85°C

✻ Nickel plated

MINIATURE

For quantities greater than listed, call for quote.

MOUSER STOCK NO.	Fig.	Type	Circuit	Knob Ht. (In.)	Rating	Price Each 1	10	100
PC Terminals								
10SP001	A	SPDT	On-On	.15	.5A 50VDC	.34	.29	.26
✻ 10SP003	B	SPDT	On-On	.15	.5A 50VDC	.36	.31	.27
10SP013	C	SPDT	On-On	.14	.5A 50VDC	.42	.34	.28
102-1401	D	DPDT	On-On	.16	.3A 30VDC	.64	.49	.45
102-1402	D	DPDT	On-Off-On	.16	.3A 30VDC	.64	.49	.45
102-1501	E	DPDT	On-On	.20	.3A 30VDC	.73	.56	.50
102-1502	E	DPDT	On-Off-On	.20	.3A 30VDC	.73	.56	.50
102-1602	F	DPDT	On-Off-On	.33	.3A 30VDC	.79	.61	.56
Solder Terminals								
10SM007	G	SPDT	On-On	.16	.3A 125VDC	.45	.34	.31

SUBMINIATURE

For quantities greater than listed, call for quote.

MOUSER STOCK NO.	Fig.	Type	Circuit	Knob Ht. (In.)	Rating	Price Each 1	10	100
PC Terminals								
10SP012	H	DPDT	On-On	.28	.5A 50VDC	.34	.31	.27
10SP002	I	DPDT	On-On	.24	.3A 125VDC	.42	.34	.31
10SP004	I	DPDT	On-On	.47	.3A 125VDC	.42	.34	.31
10SL005	J	DPDT	On-On	.51	.5A 50VDC	.45	.39	.36
10SP018	K	SPDT	On-On	.15	.5A 50VDC	.43	.36	.33
✻ 10SP019	K	SPDT	On-On	.15	.5A 50VDC	.43	.36	.33
10SL009	L	DPDT	On-On	.59	.5A 50VDC	.50	.40	.36
102-1221	M	SPDT	On-On	.20	5A 120VAC	2.58	2.23	1.88
102-1261	N	SPDT	On-On	.186	5A 120VAC	2.92	2.52	2.13
102-1271	O	SPDT	On-On	.186	5A 120VAC	2.92	2.52	2.13
102-2221	P	DPDT	On-On	.20	5A 120VAC	4.69	4.09	3.43
102-2261	Q	DPDT	On-On	.186	5A 120VAC	5.78	4.92	4.17
Solder Terminals								
10SM002	R	DPDT	On-On	.35	.5A 50VDC	.34	.26	.21
10SL001	S	DPDT	On-On	.47	.5A 50VDC	.53	.45	.41
102-1211	T	SPDT	On-On	.20	5A 120VAC	2.49	2.17	1.82
102-2211	U	DPDT	On-On	.20	5A 120VAC	3.55	2.99	2.53

STANDARD SIZE

For quantities greater than listed, call for quote.

MOUSER STOCK NO.	Fig.	Type	Circuit	Knob Ht. (In.)	Rating	Price Each 1	10	100
PC Terminals								
10SP015	V	DP3T	On-On-On	.36	.5A 50VDC	.69	.59	.54
10SL008	W	DP3T	On-On-On	.59	.5A 50VDC	.88	.70	.64
Solder Terminals								
10SP016	X	DP3T	On-On-On	.36	.5A 50VDC	.69	.59	.54
10SS002	Y	DPDT	On-On	.35	.5A 125VDC	1.27	1.05	.96

Screws for 10SM002

For quantities greater than listed, call for quote.

MOUSER STOCK NO.	Thread Size (mm)	Length (mm)	Price Each 1	100	1000	10,000
✻ 48SM004	M2 x 0.4	4	.04	.012	.011	.01
48SM006	M2 x 0.4	6	.04	.012	.011	.01

PUSH BUTTON SWITCHES

- Insulation resist.: 500VDC 100MΩ min.
- Dielectric strength: AC 1000V 1 minute

DIMENSIONS (IN.)

NEW THIS ISSUE

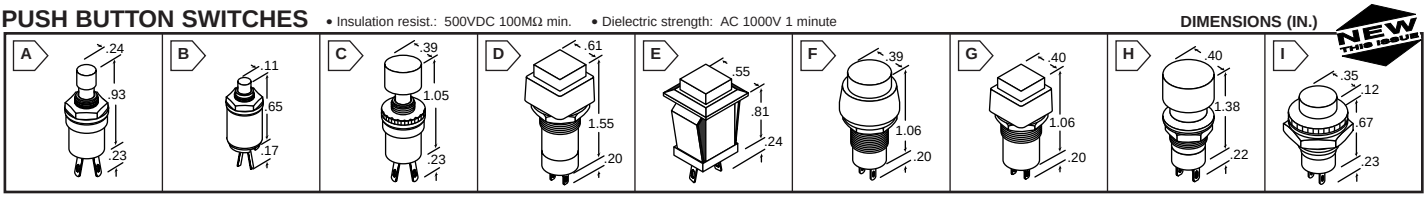

( ) = Momentary contact

For quantities greater than listed, call for quote.

MOUSER STOCK NO.	Fig.	Type	Rating VAC	Circuit	Color Frame	Color Button	Price Each 1	10	100
103-1012	A	SPST	1.5A / 250V	Off-(On)	Silver	Red	.83	.70	.63
103-1013	A	SPST	1.5A / 250V	Off-(On)	Silver	Black	.83	.70	.63
103-1015	A	SPST	1.5A / 250V	On-(Off)	Silver	Red	.83	.70	.63
103-1016	A	SPST	1.5A / 250V	On-(Off)	Silver	Black	.83	.70	.63
103-1018	B	SPST	.5A / 125V	Off-(On)	Silver	Red	1.02	.85	.77
103-1019	B	SPST	.5A / 125V	Off-(On)	Silver	Black	1.02	.85	.77
103-1022	C	SPST	1.5A / 250V	Off-(On)	Silver	Red	1.07	.90	.81
103-1023	C	SPST	1.5A / 250V	Off-(On)	Silver	Black	1.07	.90	.81
103-1024	C	SPST	1.5A / 250V	On-(Off)	Silver	Red	1.07	.90	.81
103-1025	C	SPST	1.5A / 250V	On-(Off)	Silver	Black	1.07	.90	.81
103-1026	D	SPST	3.0A / 250V	Off-(On)	Black	Red	1.18	.99	.90
103-1028	D	SPST	3.0A / 250V	On-Off	Black	Red	1.18	.99	.90
103-1210	E	SPST	1.0A / 125V	Off-(On)	Black	Red	.83	.70	.63
103-1211	E	SPST	1.0A / 125V	Off-(On)	Black	Black	.83	.70	.63
103-1212	E	SPST	1.0A / 125V	On-(Off)	Black	Red	.83	.70	.63

( ) = Momentary contact

For quantities greater than listed, call for quote.

MOUSER STOCK NO.	Fig.	Type	Rating VAC	Circuit	Color Frame	Color Button	Price Each 1	10	100
103-1213	E	SPST	1.0A / 125V	On-(Off)	Black	Black	.83	.70	.63
103-1322	F	SPST	3.0A / 125V	Off-(On)	Black	Red	2.23	1.85	1.69
103-1323	F	SPST	3.0A / 125V	Off-(On)	Black	Black	2.23	1.85	1.69
103-1332	G	SPST	3.0A / 125V	Off-(On)	Black	Red	2.05	1.71	1.55
103-1422	F	SPST	1.0A / 125V	On-Off	Black	Red	2.46	2.06	1.85
103-1423	F	SPST	1.0A / 125V	On-Off	Black	Black	2.46	2.06	1.85
103-1432	G	SPST	3.0A / 125V	On-Off	Black	Red	2.72	2.28	2.05
103-1433	G	SPST	3.0A / 125V	On-Off	Black	Black	2.72	2.28	2.05
103-2022	H	SPST	3.0A / 125V	Off-(On)	Silver	Black	1.09	.91	.82
103-2031	H	SPST	3.0A / 125V	On-Off	Silver	Red	1.36	1.14	1.03
103-50210	I	SPST	3.0A / 125V	Off-(On)	Black	Black	1.65	1.39	1.27
103-50211	I	SPST	3.0A / 125V	Off-(On)	Black	Red	1.65	1.39	1.27
103-50220	I	SPST	3.0A / 125V	Off-(On)	Silver	Black	2.30	1.92	1.75
103-50221	I	SPST	3.0A / 125V	Off-(On)	Silver	Red	2.30	1.92	1.75

ROCKER SWITCHES

DIMENSIONS (IN.)

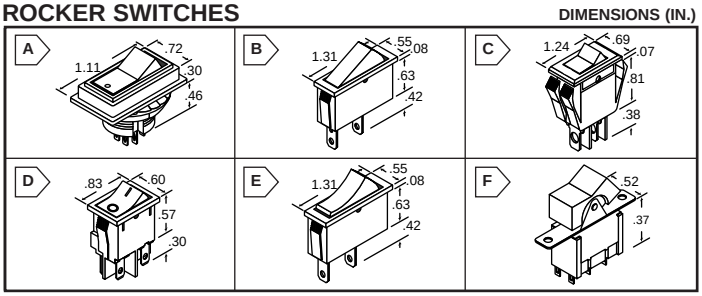

Specifications:

- Contact resistance: 50mΩ max.
- Insulation resistance: DC 500V 100MΩ min.
- Dielectric strength: AC 1500V 1 minute

MOUSER STOCK NO.	Fig.	Type	Rating	Circuit	Price Each 1	10	100	500
103-R13-49A	A	SPST	10A / 125V	On-Off	1.61	1.34	1.22	1.11
103-R13-70A	B	SPST	16A / 125V	On-Off	1.51	1.25	1.14	1.04
103-R13-72A	C	SPST	15A / 125V	On-Off	1.67	1.39	1.27	1.15
103-R13-73A	D	DPST	10A / 125V	On-Off	2.03	1.69	1.54	1.40
103-R13-91A	E	SPST	16A / 125V	On-Off	1.51	1.25	1.14	1.04
Miniature								
1055-RA1120	F	SPST	6A @ 125V 3A @ 250	On-Off	2.16	1.81	1.63	1.47
1055-RA1130	F	SPDT		On-On	2.32	1.94	1.75	1.58
1055-RA1135	F	SPDT		On-Off-On	2.70	2.25	2.05	1.86
1055-RA1160	F	DPDT		On-On	3.05	2.54	2.31	2.10
1055-RA1165	F	DPDT		On-Off-On	3.22	2.69	2.44	2.32

Rocker and Push Button Switches

DIMENSIONS (IN.)

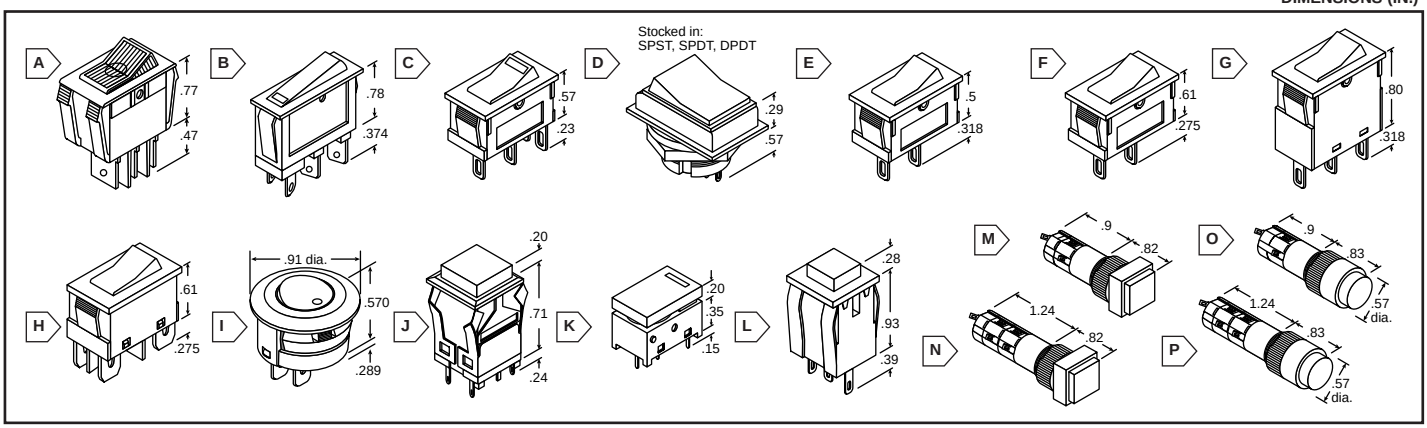

ILLUMINATED ROCKER SWITCHES

- Circuit: on-off
- Black switch body
- Solder terminals
- 2VDC LED (included), except on Fig. A 10DS322. 10DS322 has a 110VAC neon lamp with internal dropping resistor

E43907 LR26920

For quantities greater than listed, call for quote.

MOUSER STOCK NO.	Fig.	Type	Rating (AC)	Button Color	Dim. (In.) L	Dim. (In.) W	Mtg. Hole (In.)	Price Each 1	Price Each 10	Price Each 100
* 10DS322	A	SPST	15A 125V	Amber	1.26	.63	1.12x.47	6.67	5.56	5.05
10DS413	B	SPST	10A 125V	White LED	1.28	.42	1.27x.433	6.86	5.71	5.19
* 107-DS850K-0R	C	SPST	5A 125V	Red LED	.83	.59	.51x.76	4.62	3.85	3.50
* 107-DS850K-0G	C	SPST	5A 125V	Green LED	.83	.59	.51x.76	4.62	3.85	3.50
* 107-DS850K-0Y	C	SPST	5A 125V	Yel LED	.83	.59	.51x.76	4.62	3.85	3.50

ROCKER SWITCHES

- Insulation resistance: 100MΩ min. @ 500VDC
- Contact resistance: 20mΩ @ 1A 2.5VDC
- Breakdown voltage: 1500VAC for 1 minute
- Thread pitch: M18 x 1 (Fig.'s D & E)
- Frame color: black

E43907 LR26920

Solder Terminals

For quantities greater than listed, call for quote.

MOUSER STOCK NO.	Fig.	Type	On-Off	6A 125V	White	1.18	.79	.71	3.52	2.94	2.67
10DS388	D	SPST	On-Off	6A 125V	White	1.18	.79	.71	3.52	2.94	2.67
10DS389	D	SPDT	On-On	6A 125V	White	1.18	.79	.71	4.23	3.52	3.20
10DS390	D	DPDT	On-On	6A 125V	White	1.18	.79	.71	5.79	4.82	4.38
107-DS850K-00	E	SPST	On-Off	5A 125V	Black	.83	.59	.76x.51	2.39	2.00	1.81
* 107-DS850K-01	E	SPST	On-Off	5A 125V	Wht dot	.83	.59	.76x.51	2.41	2.01	1.82
* 107-DS850K-02	F	SPST	On-Off	5A 125V	On-Off	.83	.59	.75x.51	2.56	2.13	1.94
* 107-DS850A-00	G	SPDT	On-On	5A 125V	Black	.83	.59	.75x.51	3.93	3.27	2.98

.187" Faston Terminals

107-DS850S-20	H	DPST	On-Off	10A/250V	Black	.83	.59	.76x.51	4.37	3.64	3.31
107-DS850S-21	H	DPST	On-Off	10A/250V	Wh dot	.83	.59	.76x.51	4.47	3.72	3.39
107-DS850S-22	H	DPST	On-Off	10A/250V	On-Off	.83	.59	.75x.51	4.52	3.76	3.42
107-DS850S-23	H	DPST	On-Off	10A/250V	I/O	.83	.59	.75x.51	4.52	3.76	3.42

ROUND ROCKER SWITCHES

- Ins. resistance: 100MΩ (min.) @ 500VDC
- Breakdown voltage: 1500VAC for 1 min.
- Rating: 5A @ 125VAC
- .187" Faston Terminals

For quantities greater than listed, call for quote.

MOUSER STOCK NO.	Fig.	Circuit	Type	Button Color	Frame Color	Mtg. Hole (In.)	Price Each 1	Price Each 10	Price Each 100
10DS059KG-B	I	Off-On	SPST	Black	Gold	.803	5.56	4.62	4.20
10DS059KG-R	I	Off-On	SPST	Red	Gold	.803	5.56	4.62	4.20
10DS059KC-B	I	Off-On	SPST	Black	Silver	.803	3.78	3.15	2.86
10DS059KC-R	I	Off-On	SPST	Red	Silver	.803	3.78	3.15	2.86

MINIATURE ILLUMINATED PUSH BUTTON SWITCHES

- Standard with 12V lamp or 2.0V LED (included)
- Contact resistance: 20mΩ (max.)
- Rated: 0.1a / 30VDC
- Mounting hole: .5" x .5"
- Circuit: alternating DPST

( ) = Momentary Contact

For quantities greater than listed, call for quote.

MOUSER STOCK NO.	Fig.	Circuit Up Pos.	Circuit Down Pos.	Illuminated Type	Illuminated Volts	Illuminated Button	Dim. (In.) L	Dim. (In.) W	Price Each 1	Price Each 10	Price Each 100
107-MS800ELR	J	On-Off	Off-On	LED	2V	Red	.55	.55	7.76	6.47	5.88
107-MS800ELG	J	On-Off	Off-On	LED	2V	Green	.55	.55	7.76	6.47	5.88
107-MS800ELY	J	On-Off	Off-On	LED	2V	Yellow	.55	.55	7.76	6.47	5.88
107-MS800EFR	J	On-Off	Off-On	Lamp	12V	Red	.55	.55	9.45	7.87	7.16
107-MS800EFG	J	On-Off	Off-On	Lamp	12V	Green	.55	.55	9.42	7.85	7.14
107-MS800EFY	J	On-Off	Off-On	Lamp	12V	Yellow	.55	.55	9.42	7.85	7.14
107-MS800FLR	J	On-Off	(Off)-(On)	LED	2V	Red	.55	.55	7.29	6.07	5.52
107-MS800FLG	J	On-Off	(Off)-(On)	LED	2V	Green	.55	.55	7.29	6.07	5.52
107-MS800FLY	J	On-Off	(Off)-(On)	LED	2V	Yellow	.55	.55	7.29	6.07	5.52
107-MS800FFR	J	On-Off	(Off)-(On)	Lamp	12V	Red	.55	.55	8.96	7.46	6.79
107-MS800FFG	J	On-Off	(Off)-(On)	Lamp	12V	Green	.55	.55	8.96	7.46	6.79
107-MS800FFY	J	On-Off	(Off)-(On)	Lamp	12V	Yellow	.55	.55	8.96	7.46	6.79

- LED reverse voltage: 4V
- LED forward voltage (I_F=20mA): 2.1V
- LED forward current: 25mA
- LED included
- Circuit: SPST
- Rating: 1A / 125VDC
- PC terminals

( ) = Momentary Contact

For quantities greater than listed, call for quote.

MOUSER STOCK NO.	Fig.	Circuit	LED Color	Button Color	Dimensions (In.) L	Dimensions (In.) W	Price Each 1	Price Each 10	Price Each 100
107-6610	K	Off-(On)	Red	Black	.61	.39	3.62	3.02	2.74
107-6611	K	Off-(On)	Red	Gray	.61	.39	3.62	3.02	2.74
107-6612	K	Off-(On)	Green	Black	.61	.39	3.62	3.02	2.74
107-6613	K	Off-(On)	Green	Gray	.61	.39	3.62	3.02	2.74
107-6614	K	Off-(On)	Yellow	Black	.61	.39	3.67	3.06	2.78
107-6615	K	Off-(On)	Yellow	Gray	.61	.39	3.67	3.06	2.78

ILLUMINATED PUSH BUTTON SWITCHES

- Supplied with 6.3V T1-3/4 screw base lamp
- Snap-in mounting
- Lamp wired separately from switch contacts
- Rating: 1A @ 125V

( ) = Momentary Contact

For quantities greater than listed, call for quote.

MOUSER STOCK NO.	Fig.	Type	Circuit	Button Color	Dim. (In.) L	Dim. (In.) W	Mtg. Hole (In.)	Price Each 1	Price Each 10	Price Each 100
10PL001	L	SPST	Off-(On)	Red	.82	.82	.71 x .71	5.43	4.52	4.11
10PL002	L	SPST	Off-(On)	Green	.82	.82	.71 x .71	5.43	4.52	4.11
10PL003	L	SPST	Off-(On)	Yellow	.82	.82	.71 x .71	5.43	4.52	4.11
10PL004	L	SPST	Off-(On)	Blue	.82	.82	.71 x .71	5.43	4.52	4.11
10PL005	L	SPST	Off-(On)	White	.82	.82	.71 x .71	5.43	4.52	4.11

HI-REL LED ILLUMINATED PUSH BUTTON SWITCHES

- Instrument grade
- Rating: 1A / 250VAC, 3A / 125VAC
- Contact resistance: 10mΩ (max.)
- 2 VDC LED (included)
- Electrical life: 50,000 operations
- Thread pitch: M18 x 1

Square

( ) = Momentary Contact

For quantities greater than listed, call for quote.

MOUSER STOCK NO.	Fig.	Type	Circuit	Button Color	Dim. (In.) L	Dim. (In.) W	Mtg. Hole (In.)	Price Each 1	Price Each 10	Price Each 100
10PL051	M	SPDT	On-On	Red	.57	.57	.472	16.82	14.01	12.74
10PL053	M	SPDT	On-On	Yellow	.57	.57	.472	16.82	14.01	12.74
10PL056	M	SPDT	On-On	Green	.57	.57	.472	16.82	14.01	12.74
10PL061	N	DPDT	On-On	Red	.57	.57	.472	21.36	19.42	17.66
10PL063	N	DPDT	On-On	Yellow	.57	.57	.472	21.36	19.42	17.66
10PL066	N	DPDT	On-On	Green	.57	.57	.472	21.36	19.42	17.66
10PL071	M	SPDT	On-(On)	Red	.57	.57	.472	13.92	12.65	11.50
10PL073	M	SPDT	On-(On)	Yellow	.57	.57	.472	13.92	12.65	11.50
10PL076	M	SPDT	On-(On)	Green	.57	.57	.472	13.92	12.65	11.50
10PL091	N	DPDT	On-(On)	Red	.57	.57	.472	19.06	17.33	15.77
10PL093	N	DPDT	On-(On)	Yellow	.57	.57	.472	19.06	17.33	15.77
10PL096	N	DPDT	On-(On)	Green	.57	.57	.472	19.06	17.33	15.77

Round

( ) = Momentary Contact

For quantities greater than listed, call for quote.

MOUSER STOCK NO.	Fig.	Type	Circuit	Button Color	Mtg. Hole (In.)	Price Each 1	Price Each 10	Price Each 100
10PL011	O	SPDT	On-On	Red	.472	16.82	14.01	12.74
10PL013	O	SPDT	On-On	Yellow	.472	16.82	14.01	12.74
10PL016	O	SPDT	On-On	Green	.472	16.82	14.01	12.74
10PL021	P	DPDT	On-On	Red	.472	21.36	19.42	17.66
10PL023	P	DPDT	On-On	Yellow	.472	21.36	19.42	17.66
10PL026	P	DPDT	On-On	Green	.472	21.36	19.42	17.66
10PL031	O	SPDT	On-(On)	Red	.472	13.92	12.65	11.50
10PL033	O	SPDT	On-(On)	Yellow	.472	13.92	12.65	11.50
10PL036	O	SPDT	On-(On)	Green	.472	13.92	12.65	11.50
10PL041	P	DPDT	On-(On)	Red	.472	19.10	17.36	15.79
10PL043	P	DPDT	On-(On)	Yellow	.472	19.10	17.36	15.79
10PL046	P	DPDT	On-(On)	Green	.472	19.10	17.36	15.79

REPLACEMENT LAMPS AND LEDS

These lamps and LEDs are replacements for lamps and LEDs in MS-800 and 10PL Series switches.

MOUSER STOCK NO.	Button Color	Color	Type	Price Each 1	Price Each 10	Price Each 100	Price Each 500
352-6121	107MS800	- - -	6V filament	2.72	2.26	2.06	1.87
352-6141	107MS800	- - -	12V filament	2.72	2.26	2.06	1.87
352-6161	107MS800	- - -	28V filament	3.40	2.84	2.58	2.34
351-1611	107MS800	Red	LED	1.14	.88	.80	.72
351-1621	107MS800	Green	LED	1.18	.91	.83	.75
351-1631	107MS800	Yellow	LED	1.23	.95	.83	.78
351-1511	10PL	Red	LED	2.52	2.10	1.91	1.73
351-1521	10PL	Green	LED	2.66	2.22	2.02	1.83
351-1531	10PL	Yellow	LED	2.66	2.22	2.02	1.83

Quick Mount Replacement Tool

MOUSER STOCK NO.	Description	Price Each 1	Price Each 10	Price Each 100	Price Each 500
382-0101	Replacement LED tool	.43	.31	.29	.26

Hi-Rel Push Button Switches

DIMENSIONS (IN.)

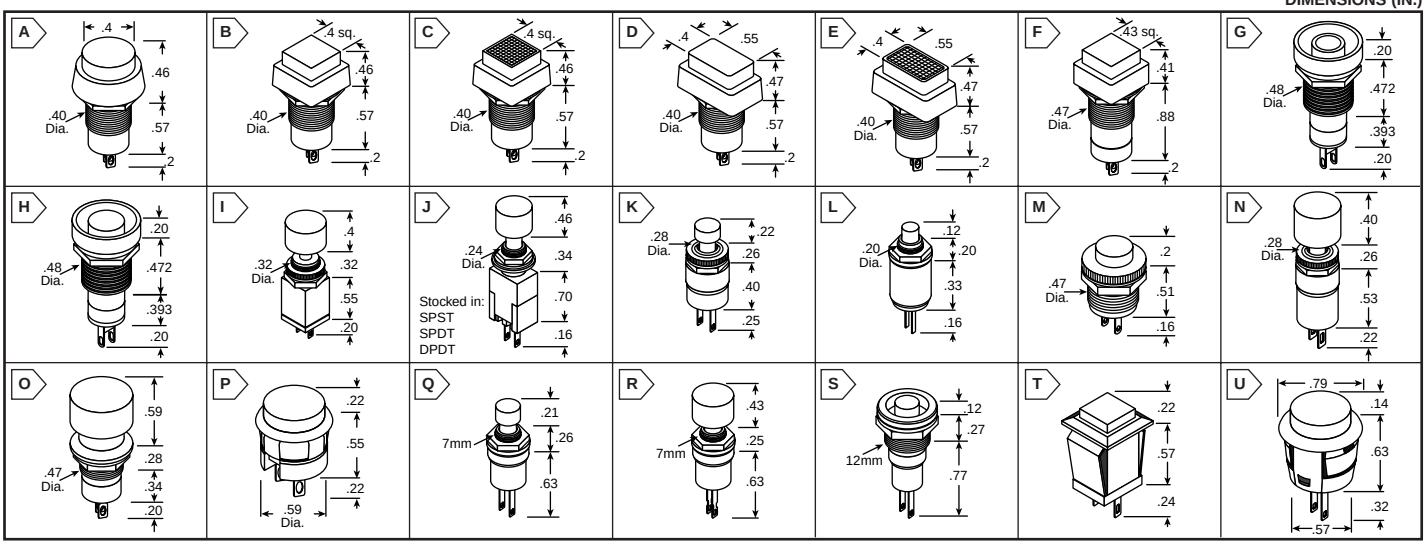

SOFT TOUCH MINIATURE SWITCHES

- Mechanical life: 100,000 operations
- Electrical life: 50,000 operations
- SPST
- Rating: 3A/125VAC, 1A/250VAC
- Button material: Metal is aluminum, all others are molded plastic

( ) Momentary contact

MOUSER STOCK NO.	Fig.	Button Color	Frame Color	Circuit	Price Each 1	10	100	500
Rating: 3A @ 125VAC								
10PA322	A	Red	Black	Off-(On)	3.06	2.55	2.32	2.11
10PP422	A	Red	Black	On-Off	3.38	2.82	2.56	2.33
10PA323	A	Black	Black	Off-(On)	3.06	2.55	2.32	2.11
10PP423	A	Black	Black	On-Off	3.38	2.82	2.56	2.33
10PA325	A	Silver	Black	Off-(On)	4.18	3.49	3.17	2.88
10PP425	A	Silver	Black	On-Off	4.51	3.76	3.42	3.11
10PA326	A	Silver	Silver	Off-(On)	5.31	4.22	4.02	3.65
10PP426	A	Silver	Silver	On-Off	5.64	4.70	4.27	3.88
10PA332	B	Red	Black	Off-(On)	3.10	2.59	2.35	2.14
10PP432	B	Red	Black	On-Off	3.43	2.86	2.60	2.37
10PA333	B	Black	Black	Off-(On)	3.10	2.59	2.35	2.14
10PP433	B	Black	Black	On-Off	3.43	2.86	2.60	2.37
10PA335	B	Silver	Black	Off-(On)	4.24	3.53	3.21	2.92
10PP435	B	Silver	Black	On-Off	4.55	3.79	3.45	3.14
10PA336	B	Silver	Silver	Off-(On)	5.36	4.47	4.06	3.69
10PP436	B	Silver	Silver	On-Off	5.67	4.74	4.31	3.92
10PA338	C	Silver	Black	Off-(On)	4.23	3.52	3.20	2.91
10PP438	C	Silver	Black	On-Off	4.55	3.79	3.45	3.14
10PA339	C	Silver	Silver	Off-(On)	5.36	4.46	4.06	3.69
10PP439	C	Silver	Silver	On-Off	5.69	4.74	4.31	3.92
10PA342	D	Red	Black	Off-(On)	3.01	2.51	2.28	2.08
10PP442	D	Red	Black	On-Off	3.33	2.78	2.53	2.30
10PA343	D	Black	Black	Off-(On)	3.01	2.51	2.28	2.08
10PP443	D	Black	Black	On-Off	3.33	2.78	2.53	2.30
10PA345	D	Silver	Black	Off-(On)	4.13	3.44	3.13	2.84
10PP445	D	Silver	Black	On-Off	4.46	3.72	3.38	3.07
10PA346	D	Silver	Silver	Off-(On)	5.26	4.38	3.98	3.62
10PP446	D	Silver	Silver	On-Off	5.59	4.66	4.24	3.85
10PA348	E	Silver	Black	Off-(On)	4.13	3.44	3.13	2.84
10PP448	E	Silver	Black	On-Off	4.46	3.72	3.38	3.07
10PA349	E	Silver	Silver	Off-(On)	5.26	4.38	3.99	3.62
10PP449	E	Silver	Silver	On-Off	5.59	4.66	4.24	3.85
Rating: 3A @ 250VAC								
107-MS198-RED	F	Red	Black	On-Off	4.27	3.56	3.24	2.94
107-MS198-BLK	F	Black	Black	On-Off	4.27	3.56	3.24	2.94
107-MS199-RED	F	Red	Black	Off-(On)	4.27	3.56	3.24	2.94

GUARDED PUSH BUTTON SWITCHES

- Rating: 3A/125VAC
- Contact resistance: 20mΩ
- Voltage breakdown: 1000V for 1 min.
- SPST
- Mounting hole: .48"
- Solder terminals

107-1259-B	G	Black	Black	Off- (On)	3.30	2.75	2.50	2.29
107-1259-R	G	Red	Black	Off-(On)	3.30	2.75	2.50	2.29
107-1259-S	G	Silver	Black	Off-(On)	3.30	2.75	2.50	2.29
107-2259-R	G	Red	Gray	Off-(On)	3.30	2.75	2.50	2.29
107-2259-S	G	Silver	Gray	Off-(On)	3.30	2.75	2.50	2.29
107-1262-R	H	Red	Black	Off-(On)	2.77	2.31	2.10	1.92
107-1262-B	H	Black	Black	Off-(On)	2.77	2.31	2.10	1.92
107-2262-R	H	Red	Gray	Off-(On)	2.77	2.31	2.10	1.92
107-2262-G	H	Gray	Gray	Off-(On)	2.77	2.31	2.10	1.92

STANDARD TOUCH

( ) Momentary contact

MOUSER STOCK NO.	Fig.	Type	Circuit	Button Color	Rating	Price Each 1	10	100	500
10PA201	I	SPST	Off-(On)	Red	3A 125V	2.99	2.47	2.25	2.04
10PA202	I	SPST	Off-(On)	Black	3A 125V	2.99	2.47	2.25	2.04
10PP221	J	SPST	On-Off	Red	3A 125V	4.74	3.95	3.59	3.26
10PP222	J	SPST	On-Off	Black	3A 125V	4.74	3.95	3.59	3.26
10PP231	J	SPDT	On-On	Red	3A 125V	5.01	4.18	3.80	3.45
10PP232	J	SPDT	On-On	Black	3A 125V	5.01	4.18	3.80	3.45
10PP241	J	DPDT	On-On	Red	3A 125V	6.01	5.01	4.55	4.14
10PP242	J	DPDT	On-On	Black	3A 125V	6.01	5.01	4.55	4.14
10PA220	K	SPST	Off-(On)	Red	1A 125V	1.92	1.60	1.46	1.32
10PA221	K	SPST	Off-(On)	Black	1A 125V	1.92	1.60	1.46	1.32
10PA018	L	SPST	Off-(On)	Red	.5A 125V	1.88	1.57	1.42	1.30
10PA019	L	SPST	Off-(On)	Black	.5A 125V	1.88	1.57	1.42	1.30
10PA080	M	SPST	Off-(On)	Black	1A 125V	2.54	2.11	1.92	1.75
10PA111	N	SPST	Off-(On)	Red	1A 125V	2.22	1.85	1.70	1.53
10PA112	N	SPST	Off-(On)	Black	1A 125V	2.22	1.85	1.70	1.53
10PA121	N	SPST	On-(Off)	Red	1A 125V	2.65	2.21	2.01	1.82
10PA122	N	SPST	On-(Off)	Black	1A 125V	2.65	2.21	2.01	1.82
10PM031	O	SPST	On-Off	Red	3A 250V	4.09	3.41	3.10	2.82
10PM021	O	SPST	Off-(On)	Red	3A 250V	2.72	2.27	2.06	1.88
10PM022	O	SPST	Off-(On)	Black	3A 250V	2.72	2.27	2.06	1.88
10PT561	P	SPST	Off-(On)	Red	3A 125V	2.82	2.35	2.13	1.94
10PT562	P	SPST	Off-(On)	Black	3A 125V	2.82	2.35	2.13	1.94
10PT563	P	SPST	Off-(On)	Cream	3A 125V	2.82	2.35	2.13	1.94

STANDARD PUSH BUTTON SWITCHES

- Solder terminals

( ) Momentary contact

MOUSER STOCK NO.	Fig.	Type	Circuit	Button Color	Rating	Price Each 1	10	100	500
10PA010	Q	SPST	Off-(On)	White	1A 125V	.93	.77	.70	.63
10PA011	Q	SPST	Off-(On)	Green	1A 125V	.93	.77	.70	.63
10PA012	Q	SPST	Off-(On)	Red	1A 125V	.93	.77	.70	.63
10PA013	Q	SPST	Off-(On)	Black	1A 125V	.93	.77	.70	.63
10PA015	Q	SPST	On-(Off)	Red	1A 125V	1.22	1.01	.92	.84
10PA016	Q	SPST	On-(Off)	Black	1A 125V	1.22	1.01	.92	.84
10PA022	R	SPST	Off-(On)	Red	1A 125V	1.22	1.01	.92	.84
10PA023	R	SPST	Off-(On)	Black	1A 125V	1.22	1.01	.92	.84
10PA032	S	SPST	Off-(On)	Red	1A 125V	2.76	2.30	2.09	1.90
10PA033	S	SPST	Off-(On)	Black	1A 125V	2.76	2.30	2.09	1.90

MOLDED PLASTIC

- Solder terminals

( ) Momentary contact

MOUSER STOCK NO.	Fig.	Type	Circuit	Color	Rating	Price Each 1	10	100	500
10PA210	T	SPST	Off-(On)	Red	1A 125V	1.94	1.62	1.47	1.33
10PA211	T	SPST	Off-(On)	Black	1A 125V	1.94	1.62	1.47	1.33
10PA005	U	SPST	Off-(On)	Red	3A 125V	1.69	1.40	1.28	1.16
107-DS412W	U	SPST	Off-(On)	White	3A 125V	1.69	1.40	1.28	1.16

Push Button and Keypad Switches

DIMENSIONS (IN.)

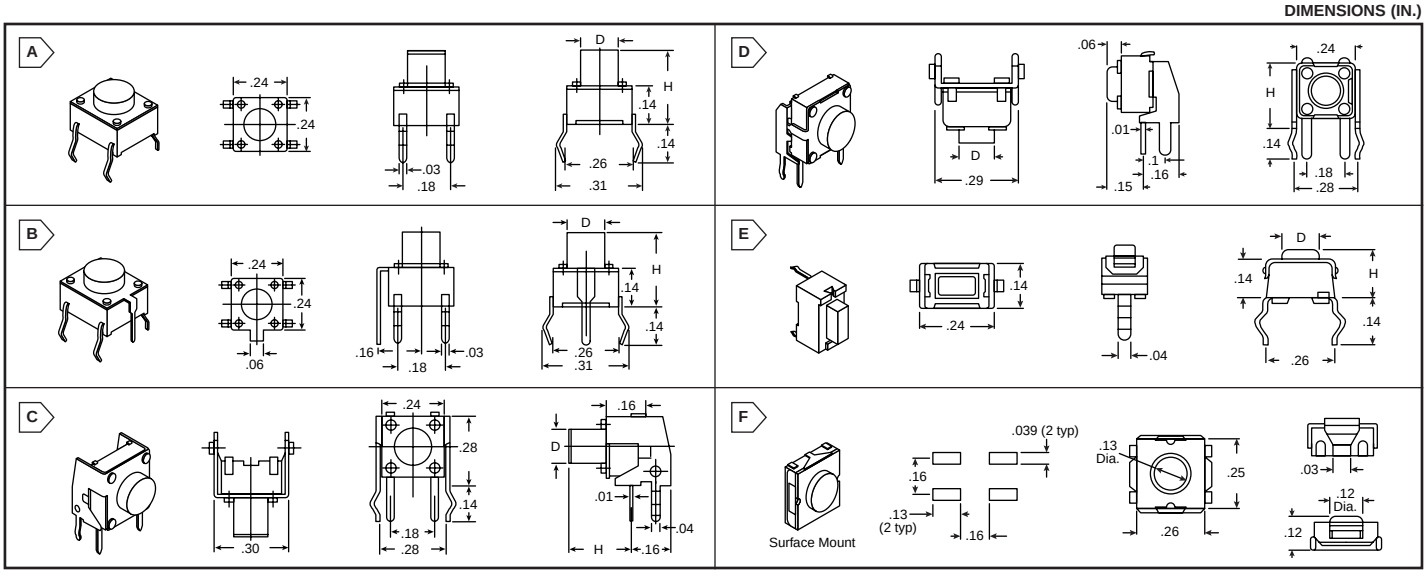

MICROMINIATURE KEYPAD SWITCHES

Specifications:

- Rating: 12VDC 50mA
- Insulation resistance: >100MΩ 250VDC
- Withstanding voltage: 250VAC for 1 min.
- Soldering temperature: 255°C max. 5 sec
- Mechanical life: 500,000 cycles
- Electrical life: 300,000 cycles
- Contact resistance: <100mΩ

For quantities greater than listed, call for quote.

MOUSER STOCK NO.	Fig.	Dimensions (In.)		Operating Force (gf)	Price Each			
		H	D		1	10	100	500
101-0161	A	.17	.14	130	.20	.17	.15	.14
101-0261	A	.20	.14	130	.20	.17	.15	.14
101-0361	A	.28	.13	130	.21	.17	.16	.15
101-0461	A	.37	.13	130	.21	.18	.16	.15
101-0162	B	.17	.14	130	.23	.19	.18	.16
101-0262	B	.20	.14	130	.23	.19	.18	.16
101-0362	B	.28	.13	130	.24	.20	.18	.17
101-0462	B	.37	.13	130	.24	.20	.18	.17
101-0163	C	.12	.14	130	.31	.26	.23	.21
101-0263	C	.15	.14	130	.31	.26	.23	.21
101-0363	C	.23	.13	130	.32	.27	.24	.22
101-0463	C	.33	.13	130	.31	.26	.23	.21

MEC MICROMINIATURE KEYPAD SWITCHES

- Push stroke: 0.25±.1mm
- Momentary on
- All SPST
- PC and surface mount versions
- Suitable for flow and reflow soldering
- Breakdown voltage: 250VAC, 1 minute
- Contact resistance: 100mΩ max.

PC Mount

- Insulation resistance: >100MΩ @100VDC (min.)
- Contact bounce: 5m sec. max.

For quantities greater than listed, call for quote.

MOUSER STOCK NO.	Fig.	Dimensions (In.)		Operating Force (gf)	Price Each			
		H	D		1	10	100	500
Rating: 24VDC, 50mA	Life cycles: 100,000 min.			Temp. range: -25°C to +70°C				
101-0010	A	.17	.14	100	.30	.20	.18	.16
101-0011	A	.37	.14	160	.36	.24	.22	.20
101-0012	B	.17	.14	100	.36	.24	.22	.20
101-0013	D	.28	.14	100	.41	.32	.25	.23
Rating: 16VDC, 20mA	Life cycles: 50,000 min.			Temp. range: -20°C to +70°C				
101-0014	E	.20	.12	180	.41	.32	.25	.23

Surface Mount

- Rating: 15VDC, 20mA
- Insulation resistance: 50MΩ @ 100VDC min.
- Operating life cycles: 100,000 (min.)
- Contact bounce: 3m sec. max. (on), 10m sec. max. (off)
- Operating temperature range: -20°C to +70°C

To order reel add **"/REEL"** to Mouser Stock No.

For quantities greater than listed, call for quote.

MOUSER STOCK NO.	Fig.	Operating Force (gf)	Price Each			Price Per Reel of 500
			1	10	100	
101-0015	F	130	.89	.73	.66	300.00

ILLUMINATED AND NON-ILLUMINATED MIDGET PC MOUNT PUSH BUTTON SWITCHES

Features:

- Quality switch
- Removable cap
- Illuminated button colors: red, green, and yellow
- Non-illuminated button colors: red, black, and white
- Available with round or square caps

Specifications:

- Rating: 3A @ 125VAC
- Insulation resistance: 100MΩ (min.) @ 500VDC
- Breakdown voltage: 1000VAC for one minute
- Contact resistance: 20mΩ (max.) @ 1A/2.5VDC
- Mechanical life: 50,000 operations
- Illuminated switches: 2VDC LED luminous intensity @ 100µA (mcd): red 8.0 (typ.), green 8.0 (typ.), and yellow 4.0 (typ.)

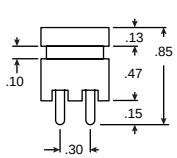

DIMENSIONS (IN.)

For quantities greater than listed, call for quote.

Type	Price Each		
	1	10	100
Non-Illuminated			
Off-On	5.63	4.69	4.26
Off-(On)	4.82	4.02	3.65
Illuminated			
Off-On	7.87	6.56	5.96
Off-(On)	6.88	5.73	5.21

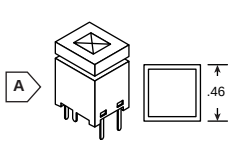

SPST Square Switch

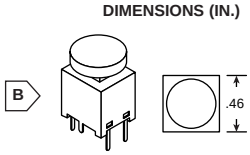

SPST Round Switch

Non-Illuminated Switches

MOUSER STOCK NO.	Fig.	Color
Off-On		
107-DS662-3RED	A	Red
107-DS662-3BLK	A	Black
107-DS662-3WHT	A	White
107-DS662-1RED	B	Red
107-DS662-1BLK	B	Black
107-DS662-1WHT	B	White
Off-(On) ( ) = Momentary Contact		
107-DS662-7RED	A	Red
107-DS662-7BLK	A	Black
107-DS662-7WHT	A	White
107-DS662-5RED	B	Red
107-DS662-5BLK	B	Black
107-DS662-5WHT	B	White

Illuminated Switches

MOUSER STOCK NO.	Fig.	Color
Off-On		
107-DS662-4RED	A	Red
107-DS662-4GRN	A	Green
107-DS662-4YEL	A	Yellow
107-DS662-2RED	B	Red
107-DS662-2GRN	B	Green
107-DS662-2YEL	B	Yellow
Off-(On) ( ) = Momentary Contact		
107-DS662-8RED	A	Red
107-DS662-8GRN	A	Green
107-DS662-8YEL	A	Yellow
107-DS662-6RED	B	Red
107-DS662-6GRN	B	Green
107-DS662-6YEL	B	Yellow

MIDGET PUSH BUTTON SWITCHES

Specifications:

- Rating: 1A @ 125VAC
- Insulation resistance: 100MΩ (min.)
- PC terminals
- Contact resistance: 20mΩ (max.)
- Breakdown voltage: 1000VAC for one minute
- Reliability: 50,000 mechanical operations, 30,000 electrical operations
- Circuit: Off-(On), ( ) = Momentary Contact

For quantities greater than listed, call for quote.

Type	Price Each		
	1	10	100
Soft Touch	1.91	1.59	1.44
Tactile Touch	2.00	1.67	1.51

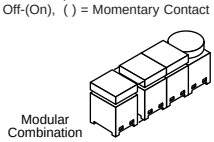

Modular Combination

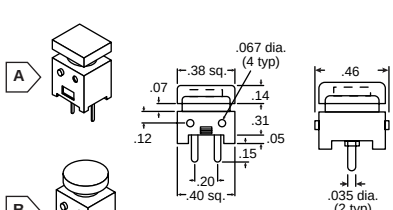

DIMENSIONS (IN.)

Soft Touch

MOUSER STOCK NO.	Fig.	Button Color
Square		
10KB041	A	Red
10KB042	A	Black
10KB045	A	White
Round		
10KB021	B	Red
10KB022	B	Black
10KB025	B	White

Tactile Touch

MOUSER STOCK NO.	Fig.	Button Color
Square		
10KB031	A	Red
10KB032	A	Black
10KB035	A	White
Round		
10KB011	B	Red
10KB012	B	Black
10KB015	B	White

Security Switches and Components

HIGH RELIABILITY SECURITY KEY SWITCHES

- Complete with two keys and mounting hardware
- Contact resistance: 20mΩ (max.)
- Life: 30,000 cycles
- Voltage breakdown: 1000VAC, 1 min.
- Insulation resistance: 100MΩ (min.)

Solder Tab Terminals

These are available keyed alike. Call for details. For quantities greater than listed, call for quote.

MOUSER STOCK NO.	Fig.	Type	AC Rating	Description Key Removable	Price Each 1	10	100
10KS181	A	SPDT	5A 125V/3A 250V	"A" position only	27.31	24.83	22.58
10KS182	A	SPDT	5A 125V/3A 250V	"A" & "B" positions	27.31	24.83	22.58
10KS183	B	SPDT	5A 125V/3A 250V	"A" position only	26.22	23.84	21.68
10KS184	B	SPDT	5A 125V/3A 250V	"A" & "B" positions	26.22	23.84	21.68
107-SS232	C	SPDT	3A 125V/1A 250V	"A" position only	20.87	18.98	17.25
107-SS233	C	SPDT	3A 125V/1A 250V	"A" & "B" positions	20.87	18.98	17.25
107-DS770R	D	SPST	3A 125V/1A 250V	"A" position only	12.58	11.44	10.40
107-DS771W	D	SPST	3A 125V/1A 250V	"A" & "B" positions	12.58	11.44	10.40

Key Blanks for Security Switches

For quantities greater than listed, call for quote.

MOUSER STOCK NO.	Fig.	Description	Price Each 1	10	25
107-0001	- -	Key blank for 10KS183 and 10KS184 switches	5.67	5.15	4.68

DIMENSIONS (IN.)

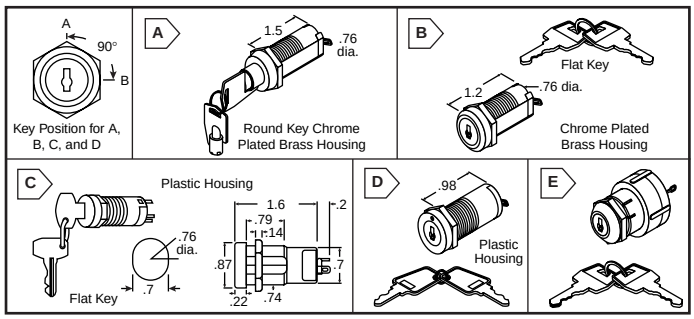

SECURITY KEY SWITCHES

- Complete with 2 keys and mounting hardware
- Insulation resistance: 100MΩ
- Contact resistance: 20mΩ

MOUSER STOCK NO.	Fig.	Description		Price Each
105-4944	E	1 pole, 4 positions, solder terminals	close out	7.28
105-4925	E	2 poles, 2 positions, solder terminals	close out	7.28

MERCURY TILT SWITCHES

Specifications:

- Contact resistance: 50mΩ
- Endurance: 100,000 times
- Rating: 110VAC 500mA
- Conductive angle: 5° to 10°
- Contact material: special conductive material

MOUSER STOCK NO.	Fig.	Description	Price Each 1	10	100	1000
107-1003	A	Glass tube, 2 leads	.66	.55	.49	.45
107-1001	B	Metal type, 2 leads	1.58	1.32	1.20	1.09

NON-MERCURY TILT SWITCH

Specifications:

- Maximum switch rating: 120V 10mA
- Contact resistance: 0.8Ω max.
- Differential angle: 15° max.

107-1002	C	Metal type, 1 lead	.84	.70	.63	.58

DIMENSIONS (IN.)

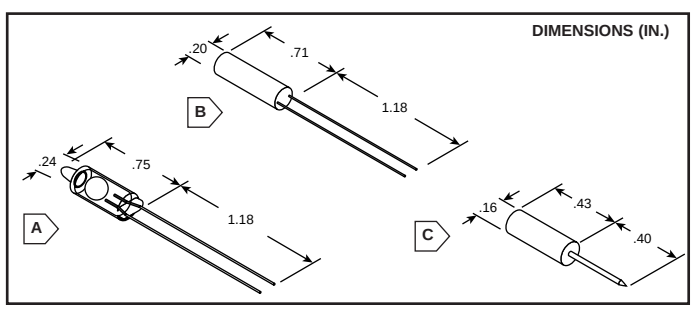

SURFACE MOUNT MAGNETIC CONTACTS

Micro Mini Contacts

- 12 inch leads AWG #22 (UL1061)
- Switch Type: SPST N.C.
- Self adhesive and nail mount
- Magnet: Alnico 5 - 1/8" dia. x 7/8" length

MOUSER STOCK NO.	Fig.	Color	Operating Gap (In.)	Price Each 1	10	50	100
507-AMS-9B	A	Brown	.50	2.24	2.10	2.03	1.96
507-AMS-9G	A	Gray	.50	2.24	2.10	2.03	1.96
507-AMS-9I	A	Ivory	.50	2.24	2.10	2.03	1.96

Mini Contact Snap-Off Tabs (Lead from Center)

- 24 inch leads AWG #22 (UL1061)
- Self adhesive and screw mount
- Magnet: Alnico 5 - 3/16" dia. x 1 3/16 length
- Switch type: SPST N.C.

507-AMS-10B	B	Brown	.75	2.38	2.24	2.17	2.03
507-AMS-10G	B	Gray	.75	2.38	2.24	2.17	2.03
507-AMS-10I	B	Ivory	.75	2.38	2.24	2.17	2.03
507-AMS-10W	B	White	.75	2.38	2.24	2.17	2.03

Mini Contact Snap-Off Tabs (Lead from Side)

- Switch type: SPST N.C.

507-AMS-10BS	B	Brown	.75	2.38	2.24	2.17	2.03
507-AMS-10GS	B	Gray	.75	2.38	2.24	2.17	2.03
507-AMS-10IS	B	Ivory	.75	2.38	2.24	2.17	2.03
507-AMS-10WS	B	White	.75	2.38	2.24	2.17	2.03

Magnetic Reed Contacts

- Contact rating: 120VAC 30VA
- Contact max. current: 1A DC
- Switch type: SPST N.C.
- Operating temperature: -20°C to +95°C
- Magnet: Ferrite 3/8" x 3/8" x 1 13/16" length N.C.

507-AMS-39	C	Ivory	.50	2.80	2.73	2.55	2.40
507-AMS-39B	C	Brown	.75	2.80	2.73	2.55	2.40
507-AMS-39G	C	Gray	.75	2.80	2.73	2.55	2.40
507-AMS-39W	C	White	.75	2.80	2.73	2.55	2.40
507-AMS-37	D	Gray	2.0	5.63	5.49	5.28	4.93
507-AMS-37B	D	Brown	2.0	5.63	5.49	5.28	4.93

Magnet Contact with Cover

- Magnet: alnico 5 - 1/4" dia. x 1 13/16" length
- Type: SPST N.C.

507-AMS-50CVB	E	Brown	.75	2.81	2.64	2.55	2.47
507-AMS-5CVG	E	Gray	.75	2.81	2.64	2.55	2.47
507-AMS-50CVI	E	Ivory	.75	2.81	2.64	2.55	2.47
507-AMS-51CVW	E	White	.75	2.81	2.64	2.55	2.47

PRESS FIT RECESSED MAGNETIC CONTACTS

3/8" Mini Contact

- 12" lead AWG #22 (UL1061)
- Magnet: Alnico 5 - 1/4" dia. x 5/8" length
- Switch Type: SPST N.C.

507-AMS-17B	F	Brown	.3125	2.72	2.56	2.48	2.39
507-AMS-17I	F	Ivory	.3125	2.72	2.56	2.48	2.39
507-AMS-17W	F	White	.3125	2.72	2.56	2.48	2.39

3/8" Recessed Contact

- 24" lead AWG #22 (UL1061)
- Switch type: SPST N.C.
- Magnet: Bare Alnico 5 - 1/4" dia. x 1 3/16" length

507-AMS-21B	H	Brown	.75	2.55	2.45	2.40	2.20
507-AMS-21I	H	Ivory	.75	2.55	2.45	2.40	2.20

DIMENSIONS (IN.)

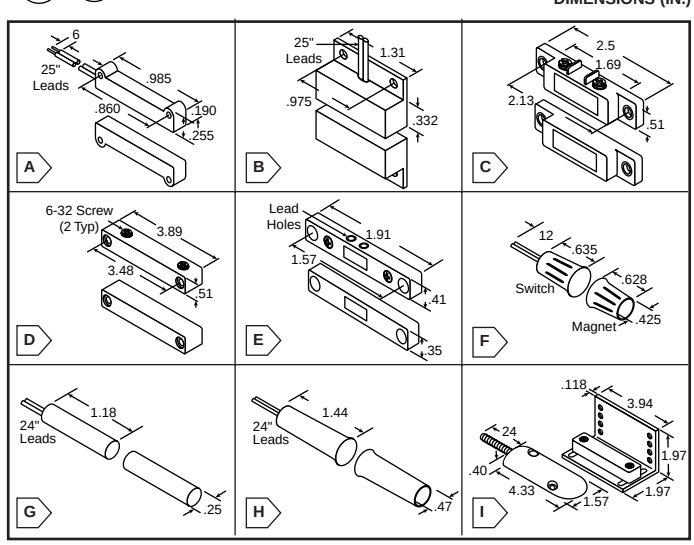

PRESS FIT RECESSED MAGNETIC CONTACTS (Cont.)

1/4" Mini Contact

- 24" lead AWG #22 (UL1061)
- Magnet: Bare Alnico 5 - 1/4" dia. x 1 3/16" lth
- Switch type: SPST N.C.

MOUSER STOCK NO.	Fig.	Color	Operating Gap (In.)	Price Each 1	10	50	100
507-AMS-20B	G	Brown	.75	2.47	2.32	2.25	2.10
507-AMS-20G	G	Gray	.625	2.47	2.32	2.25	2.10
507-AMS-20I	G	Ivory	.75	2.47	2.32	2.25	2.10
507-AMS-20W	G	White	.625	2.47	2.32	2.25	2.10

OVERHEAD DOOR CONTACT

- Magnet mounted on adjustable "L" angle bracket 24" stainless armored cable

MOUSER STOCK NO.	Fig.	Description	Operating Gap (In.)	Price Each 1	10	50	100
507-ODC-59A	I	SPST, N/C loop	2.0	12.29	11.55	11.18	10.80
507-ODC-59B	I	SPDT, N/O, N/C loop	2.0	14.32	13.43	12.98	12.53

MINIATURE BINARY-CODED ROTARY SWITCHES

True

MOUSER STOCK NO.		Position	Code 1	2	4	8
(A)	(B)	0				
		1	•			
		2		•		
		3	•	•		
		4			•	
		5	•		•	
		6		•	•	
		7	•	•	•	
		8				•
		9	•			•
		A		•		•
		B	•	•		•
		C			•	•
		D	•		•	•
		E		•	•	•
		F	•	•	•	•

Compliment

MOUSER STOCK NO.		Position	Code 1	2	4	8
(C)	(D)	0	•	•	•	•
		1		•	•	•
		2	•		•	•
		3			•	•
		4	•	•		•
		5		•		•
		6	•			•
		7				•
		8	•	•	•	
		9		•	•	
		A	•		•	
		B			•	
		C	•	•		
		D		•		
		E	•			
		F				

Specifications:

- Rating: 50VDC @ 100mA (non-switching)
  5VDC @ 100mA (switching)
- Contact resistance: 100mΩ (max.)
- Breakdown voltage: 250VAC
- Insulation resistance: 1000MΩ (min.)

Features:

- Miniature size
- DIP mounting
- Gold-plated contacts
- O-ring flex seal
- High rel/high stability
- True and compliment output series
- BCD and hex code configuration

For quantities greater than listed, call for quote.

MOUSER STOCK NO.	Fig.	No. of Positions	Code Configuration	Price Each 1	10	25
106-MS830-10RS	A	10 (B)	True binary-coded decimal	7.59	6.32	5.75
106-MS830-10CS	A	10 (D)	Comp. binary-coded decimal	7.59	6.32	5.75
106-MS830-16RS	B	16 (A)	True binary-coded hexadecimal	7.84	6.53	5.94
106-MS830-16CS	B	16 (C)	Comp. binary-coded hexadecimal	7.84	6.53	5.94

MINIATURE BINARY-CODED ROTARY SWITCHES

Contacts are gold plated for high reliability and hermetically sealed to insure protection against dust, gas, and most cleaning solvents.

Specifications:

- Rating: 50VDC @ 100mA (non-switching)
  5VDC @ 100mA (switching)
- Contact resistance: 100mΩ (max.)
- Operating temperature: -25°C to 70°C
- Insulation resistance: 100MΩ (min.)
- Hermetically sealed switches

For quantities greater than listed, call for quote.

MOUSER STOCK NO.	Fig.	No. of Positions	Code Configuration	Price Each 1	10	50
106-V110	C	10 (B)	True binary-coded decimal	8.43	7.03	6.39
106-V120	C	10 (D)	Comp. binary-coded decimal	8.43	7.03	6.39
106-V610	D	16 (A)	True binary-coded hexadecimal	8.43	7.03	6.39
106-V620	D	16 (C)	Comp. binary-coded hexadecimal	8.43	7.03	6.39

MINIATURE THUMBWHEEL SWITCHES

Features:

- PC mounting
- True output
- Black color

Electrical Specifications:

- Rating: switching load capacity 28V/50mA DC (resistive load)
- Continuous current: 100mA (max.)
- Contact resistance: (initial): 250mΩ (max.)
- Insulation resistance: 100MΩ (min.)
- Breakdown voltage: 250VAC

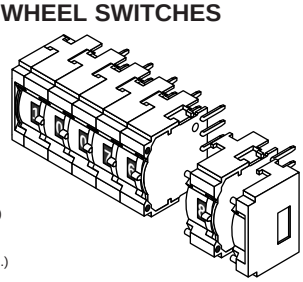

Truth Table

Dial	Terminal Connected to Common 8	4	2	1
0				
1				•
2			•	
3			•	•
4		•		
5		•		•
6		•	•	
7		•	•	•
8	•			
9	•			•

For quantities greater than listed, call for quote.

MOUSER STOCK NO.	Fig.	Description	Price Each 1	10	100
106-9801	E	Single section, decimal switch	6.66	5.55	5.05
106-9802	F	Flush mount end plate, left	.72	.60	.54
106-9803	G	Flush mount end plate, right	.72	.60	.54
106-9804	H	Rear mount end plate, left	.72	.60	.54
106-9805	I	Rear mount end plate, right	.72	.60	.54

HEXADECIMAL PUSHWHEEL SWITCHES AND ACCESSORIES

Mechanical Specifications:

- Mechanical life: 200,000 operations
- Electrical life: 100,000 operations
- Operating temperature: -20°C to +65°C

Features:

- Pushwheel actuation
- Front mounting
- Hexadecimal switch
- Snap fit connects and mounts easily without rods or nuts
- Easy to read numbers
- Termination: PCB with solder holes

Electrical Specifications:

- Operating voltage: 50VAC/28VDC (max.)
- Switching current: 100mA (max.)
- Carrying current: 1A (max.)
- Contact resistance: 200mΩ (max.)
- Insulation resistance: between common and any output: 10MΩ (min.)
  between output and non-carrying part: 1000MΩ (min.)
- Breakdown voltage (for 1 minute): between common and any output: 800VAC
  between output and non-carrying part: 1000VAC

Material:

- Housing, blanks, endcaps, wheels, and pushwheel: black thermoplastic
- Contacts: hard gold on phosphor bronze
- Printed circuit boards: hard gold over nickel plate on .031" epoxy laminate

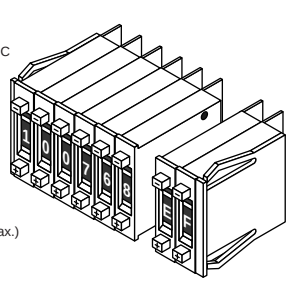

Truth Table

Wheel	C Connected to Terminals 1	2	4	8	C
0					•
1	•				•
2		•			•
3	•	•			•
4			•		•
5	•		•		•
6		•	•		•
7	•	•	•		•
8				•	•
9	•			•	•
A		•		•	•
B	•	•		•	•
C			•	•	•
D	•		•	•	•
E		•	•	•	•
F	•	•	•	•	•

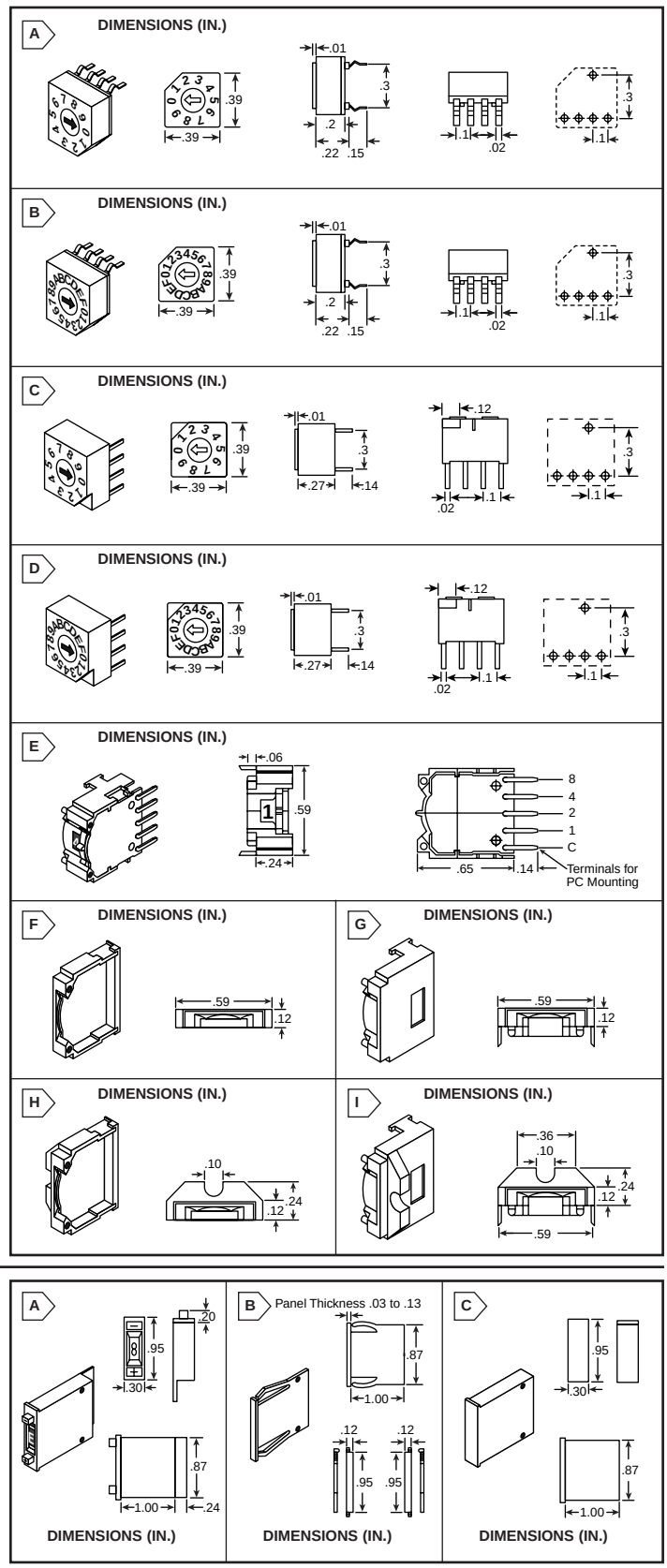

For quantities greater than listed, call for quote.

MOUSER STOCK NO.	Fig.	Description	Price Each 1	10	50
106-9904	A	Single section, hexadecimal switch	6.77	6.15	5.59
106-9901	B	Standard width end cap, right	.69	.55	.48
106-9902	B	Standard width end cap, left	.69	.55	.48
106-9903	C	Standard width blank	1.43	1.19	1.09

DIP SWITCHES STANDARD 7100 SERIES

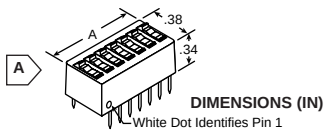

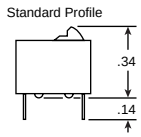

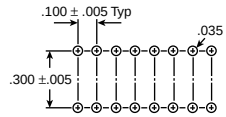

Recommended Board Hole Pattern

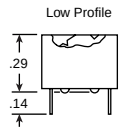

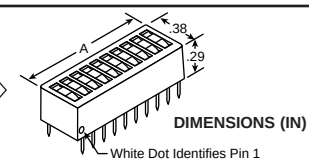

STANDARD PROFILE

Bottom Sealed

MOUSER STOCK NO.	Fig.	Dimension "A"	No. of Positions	Price Each 1	10	50	100
571-24356409	A	.28	2	1.32	1.26	1.20	Call For Quote
571-34356400	A	.38	3	1.37	1.32	1.26	
571-4356402	A	.48	4	1.38	1.27	1.15	
571-4356403	A	.58	5	1.41	1.29	1.18	
571-4356404	A	.68	6	1.44	1.32	1.20	
571-4356401	A	.78	7	1.47	1.35	1.22	
571-4356405	A	.88	8	1.50	1.38	1.25	
571-4356406	A	.98	9	1.50	1.38	1.25	
571-4356407	A	1.08	10	1.53	1.40	1.28	
571-34356402	A	1.28	12	2.25	2.06	1.76	

Top Tape Sealed; Bottom Sealed

571-34356403	A	.28	2	1.41	1.30	1.18	Call For Quote
571-34356404	A	.38	3	1.42	1.31	1.19	
571-34356405	A	.48	4	1.44	1.32	1.20	
571-34356406	A	.58	5	1.47	1.35	1.22	
571-34356407	A	.68	6	1.50	1.38	1.25	
571-34356408	A	.78	7	1.53	1.40	1.28	
571-34356409	A	.88	8	1.56	1.43	1.30	
571-44356400	A	.98	9	1.59	1.46	1.32	
571-44356401	A	1.08	10	1.59	1.46	1.32	

Current/voltage rating: Non-switching-1.0A max. @ 40VDC switching-60mA max. @ 5 VDC (resistive load)
Dielectric withstanding voltage: 500VDC min. at standard atmospheric conditions
Capacitance: 5pF max.
Housing: Glass-filled polyester, UL 94V-0 rated, blue
Rocker: Polyester UL 94V-0 rated, white
Spring contacts and leads: Copper alloy with gold over nickel plating

LOW PROFILE

Bottom Sealed

MOUSER STOCK NO.	Fig.	Dimension "A"	No. of Positions	Price Each 1	10	50	100
571-4356683	B	.48	4	1.50	1.38	1.25	Call For Quote
571-4356684	B	.58	5	1.53	1.40	1.28	
571-4356685	B	.68	6	1.59	1.46	1.32	
571-4356686	B	.78	7	1.59	1.46	1.32	
571-4356687	B	.88	8	1.65	1.51	1.38	
571-4356689	B	1.08	10	1.68	1.54	1.40	

Top Tape Sealed; Bottom Sealed

571-34356684	B	.48	4	1.59	1.46	1.32	Call For Quote
571-34356685	B	.58	5	1.59	1.46	1.32	
571-24356685	B	.68	6	1.65	1.51	1.38	
571-24356687	B	.78	7	1.68	1.54	1.40	
571-24356688	B	.88	8	1.74	1.60	1.45	
571-24356689	B	.98	9	1.77	1.62	1.48	
571-34356680	B	1.08	10	1.86	1.65	1.52	

DIP SWITCHES PREMIUM 7000 SERIES

Current and voltage rating: Non-switching-1.0A max. @ 50VDC switching-100mA max. @ 5VDC (resistive load)
Dielectric withstanding voltage: 500 VDC min. at standard atmospheric conditions
Capacitance: 5pF max.
Housing: Glass-filled polyester, UL 94V-0 rated, blue
Rocker: Polyester UL 94V-0 rated, white
Spring contacts and leads: Beryllium copper alloy with gold over nickel plating in contact area and leads plated to meet AMP solderability specifications 109-11-5

DIMENSIONS (IN.)

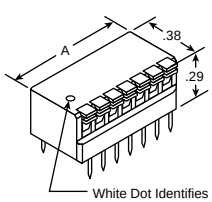

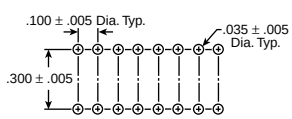

Recommended Board Hole Pattern

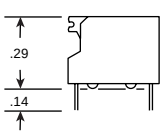

Bottom Sealed

MOUSER STOCK NO.	Dimension "A"	No. of Positions	Price Each 1	10	50	100
571-14358020	.28	2	1.89	1.74	1.58	Call For Quote
571-4358022	.38	3	1.94	1.78	1.62	
571-4358023	.48	4	1.98	1.82	1.65	
571-4358024	.58	5	2.04	1.87	1.70	
571-4358025	.68	6	2.04	1.87	1.70	
571-4358026	.78	7	2.07	1.90	1.72	
571-4358021	.88	8	2.13	1.95	1.78	
571-4358027	.89	9	2.16	1.98	1.80	
571-4358028	1.08	10	2.19	2.01	1.82	

Top Tape Sealed; Bottom Sealed

571-14358023	.28	2	2.61	2.40	2.18	Call For Quote
571-14358024	.38	3	2.66	2.44	2.22	
571-14358025	.48	4	2.10	1.93	1.75	
571-14358026	.58	5	2.13	1.95	1.78	
571-14358027	.68	6	2.16	1.98	1.80	
571-14358028	.78	7	2.19	2.01	1.82	
571-4358029	.88	8	2.22	2.04	1.85	
571-14358029	.98	9	2.28	2.09	1.90	
571-24358020	1.08	10	2.31	2.12	1.92	
571-24358022	1.28	12	3.47	3.19	2.90	

PREPROGRAMMED DIP SWITCHES

The AMP preprogrammed PC board switches feature four form"C" switches operated by encoded cams and packaged in one DIP configuration.

Specifications:

- Voltage rating: 120Vms max.
- Current rating: 1 amp max.
- Volt-amp rating: 2.8 max.
- Contact resistance: 100mΩ max.
- Life expectancy: 500 revolutions

Pin Configuration Schematic (Position 0)

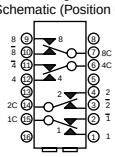

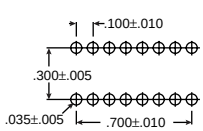

Recommended Board Hole Pattern

MOUSER STOCK NO.	No. of Positions	Stamping Legend	Price Each 1	10	50	100
571-531375	16	I	6.39	5.99	5.79	Call For Quote
571-531376	16	II	6.39	5.99	5.79	
571-547921	16	I	6.67	6.24	6.03	
571-547922	16	II	6.67	6.24	6.03	
571-539192	10	III	6.39	5.99	5.79	
571-547781	10	III	6.67	6.24	6.03	

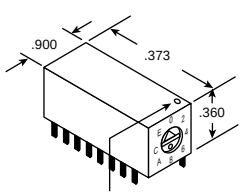

White Dot Identifies Pin 1

DIMENSIONS (IN.)



Style I Style II Style III

Stamping Legend

Truth Table (BCD and BCD Complement)

Switch Position	8	4	2	1	$\overline{8}$	$\overline{4}$	$\overline{2}$	$\overline{1}$
0					•	•	•	•
1				•	•	•	•	
2			•		•	•		•
3			•	•	•	•		
4		•			•		•	•
5		•		•	•		•	
6		•	•		•			•
7		•	•	•	•			
8	•					•	•	•
9	•			•		•	•	
10 or A	•		•			•		•
11 or B	•		•	•		•		
12 or C	•	•					•	•
13 or D	•	•		•			•	
14 or E	•	•	•					•
15 or F	•	•	•	•				

• -Connection

7600 SERIES DIP SHUNTS

Specifications:

- Current rating per shunt: Standard pressure: 2 amps
  Machine insertable: 1 amp
- Insulation resistance: 1x10¹⁰ Ω min at 100VDC
- Dielectric withstanding voltage: 500VDC min.

Standard Pressure

MOUSER STOCK NO.	Fig.	No. of Positions	Dimension "A"	Price Each 1	10	50	100
571-4357044	A	4	.400	.45	.41	.37	Call For Quote
571-4357047	A	7	.700	.85	.80	.77	
571-4357048	A	8	.800	.56	.51	.46	
571-4357049	A	9	.900	.59	.54	.49	
571-14357040	A	10	1.000	.62	.56	.51	
571-14357042	A	11	1.200	.67	.61	.55	

Machine Insertable

571-4368607	B	8	.800	.55	.50	.45	Call

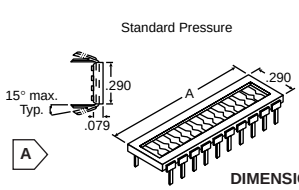

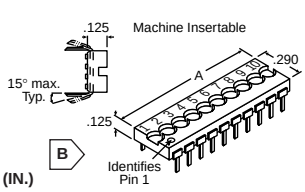

Programming Hand Tool

MOUSER STOCK NO.	Description	Price Each 1	6
571-4358621	For standard pressure shunts	35.36	33.15

DIP Switches

DIMENSIONS (IN.)

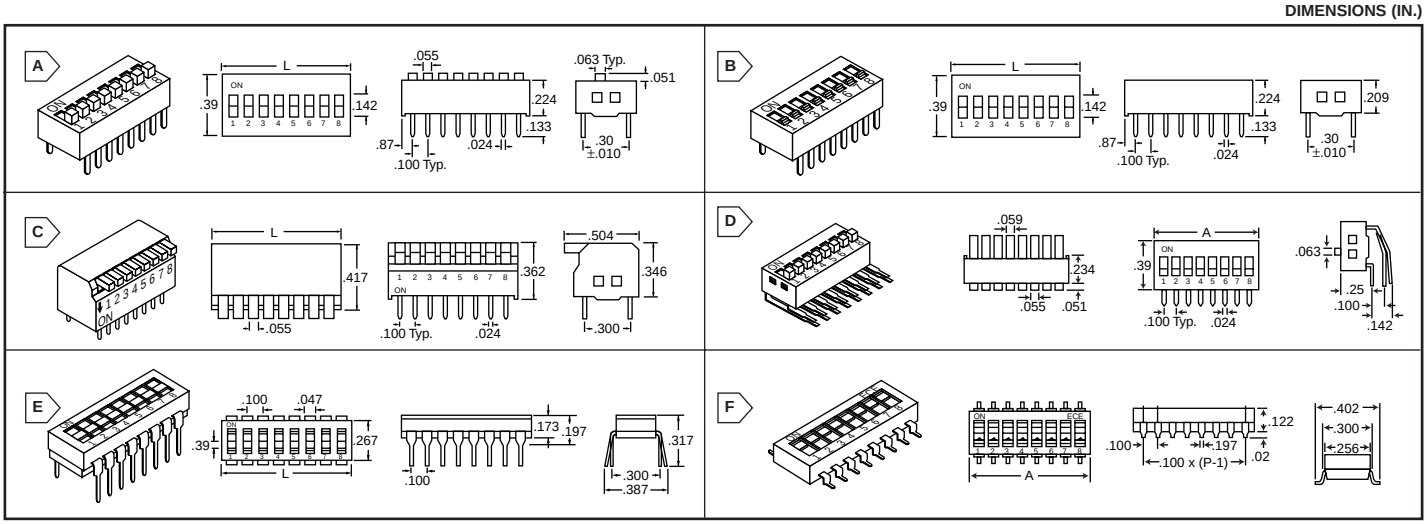

HI-REL STANDARD DIP SWITCHES

Features:

- Mechanical life: 10,000 operation min. per switch
- Electrical life: 5000 operation min. per switch 50mA, 24VDC
- Operation force: less than 800g
- Non-switching: 100mA, 50VDC
- Switching: 50mA, 24VDC
- Circuit: single pole single throw

MOUSER STOCK NO.	Fig.	No. of Positions	Circuit	Length (In.)	Price Each			
					1	10	50	100
106-1202	A	2	SPST	.239	1.08	.99	.94	Call For Quote
106-1204	A	4	SPST	.439	1.13	1.09	1.02	
106-1206	A	6	SPST	.639	1.22	1.12	1.07	
106-1208	A	8	SPST	.839	1.31	1.16	1.10	

LOW PROFILE DIP SWITCHES

MOUSER STOCK NO.	Fig.	No. of Positions	Circuit	Length (In.)	Price Each			
					1	10	50	100
106-1214	B	4	SPST	.439	1.13	1.09	1.02	Call
106-1218	B	8	SPST	.839	1.31	1.16	1.10	

SIDE ACTUATED DIP SWITCHES

Features:

- Mechanical life: 5,000 operation min. per switch
- Electrical life: 2000 operation min. per switch 50mA, 24VDC
- Operation force: 400g ±200g
- Non-switching: 100mA, 50VDC
- Switching: 50mA, 24VDC
- Circuit: single pole single throw

MOUSER STOCK NO.	Fig.	No. of Positions	Circuit	Length (In.)	Price Each			
					1	10	50	100
106-1234	C	4	SPST	.446	1.49	1.37	1.30	Call
106-1238	C	8	SPST	.846	1.70	1.53	1.46	

RIGHT ANGLE DIP SWITCHES

Specifications:

- Mechanical life: 10,000 operation min. per switch
- Electrical life: 5,000 operation min. per switch 50mA, 24VDC
- Operation force: less than 800g
- Non-Switching rating: 100mA, 50VDC
- Switching: 50mA, 24VDC

MOUSER STOCK NO.	Fig.	No. of Positions	Circuit	Dimension "A" (In.)	Price Each			
					1	10	50	100
106-1254	D	4	SPST	.439	1.75	1.63	1.52	Call
106-1258	D	8	SPST	.839	2.16	1.80	1.64	

MACHINE INSERTABLE ULTRA-LOW PROFILE DIP SWITCHES

Features:

- Splay terminals allow for automatic insertion by IC insertion machine
- Recessed actuator for low profile
- Double contact offers high reliability
- Insert molding of terminals and ultra-sonic welding improve flux proofness

Mechanical Specifications:

- Mechanical life: 5,000 operation per switch
- Operation force: less than 800g
- Stroke: 1.0mm
- Operation method: slide
- Operation temperature: -40°C to +85°C
- Storage temperature: -40°C to +85°C

Electrical Specifications:

- Electrical life: 2000 operation min. per switch-24VDC
- Non-switching rating: 100mA, 50VDC
- Switching rating: 50mA, 24VDC
- Contact resistance: 30mΩ max. initial
  100mΩ max. at end of life
- Insulation resistance: 100M min. at end of life
- Dielectric strength: 500VDC / 1 minute
- Capacitance: 5pF max. between adjacent closed switch. Frequency 1MHz
- Circuit: single pole single throw

MOUSER STOCK NO.	Fig.	No. of Positions	Circuit	Length (In.)	Price Each			
					1	10	100	500
106-1222	E	2	SPST	.198	1.35	1.13	1.02	Call For Quote
106-1224	E	4	SPST	.398	1.40	1.27	1.16	
106-1226	E	6	SPST	.598	1.73	1.44	1.31	
106-1228	E	8	SPST	.880	1.49	1.35	1.29	

SURFACE MOUNT DIP SWITCHES

Features:

- End stackable for standard 0.1" IC pitch
- Molded 0.3" IC packing outline for automatic insertion
- Top tape sealed
- Materials: UL 94V-0 grade fire retardant plastics
- Contacts: gold plated
- Terminal: tin plated

Electrical Specifications:

- Contact rating: Switching: 25mA, 24VDC
  Non-switching: 100mA, 50VDC
- Contact resistance: Initial: 50mΩ max.
  After life test: 100mΩ max.
- Insulation resistance: 1,000MΩ min. @ 100VDC
- Dielectric strength: 500VDC min. for 1 minute
- Capacitance between adjacent switches: 5PF max.

Mechanical and Environmental Specifications:

- Operating temperature: -25°C to +70°C
- Storage temperature: -40°C to +85°C
- Operation force: 800g max.
- Operation life: 2,000 operations
- Solderability: after flux 230 ± 5°C for 5 ± 0.5 second 95% coverage

MOUSER STOCK NO.	Fig.	No. of Positions	Circuit	Dimension "A" (In.)	Price Each			
					1	10	50	100
106-1242	F	2	SPST	.198	1.58	1.46	1.35	Call For Quote
106-1244	F	4	SPST	.398	1.74	1.60	1.48	
106-1246	F	6	SPST	.598	1.79	1.65	1.57	
106-1248	F	8	SPST	.798	1.86	1.71	1.63	

Mountain Switch HI-REL SINGLE CIRCUIT DIP SWITCH

Leads are on 0.3" standard spacing centers. This DIP switch is sealed at the base with a thermo-setting plastic to provide complete protection against solder flux contamination.

Specifications:

- Operation force: 3.5 to 28 oz.
- Stroke: .078 ± .02
- Non-switching: 50VDC @ 500mA
- Switching: 24VDC @ 300mA
- Contact resistance: 50mΩ (max.)
- Insulation resistance: 100MΩ (min.) between terminals
- Breakdown voltage: 500VDC for one minute
- Operation temperature: -20°C to +60°C

MOUSER STOCK NO.	Circuit	Length (In.)	Price Each			
			1	10	50	100
10JS001	SPST	.19	2.86	2.39	2.17	Call

DIMENSIONS (IN.)

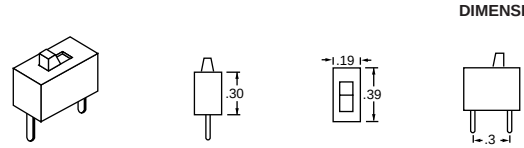

General Purpose Relays

DIMENSIONS (IN.)

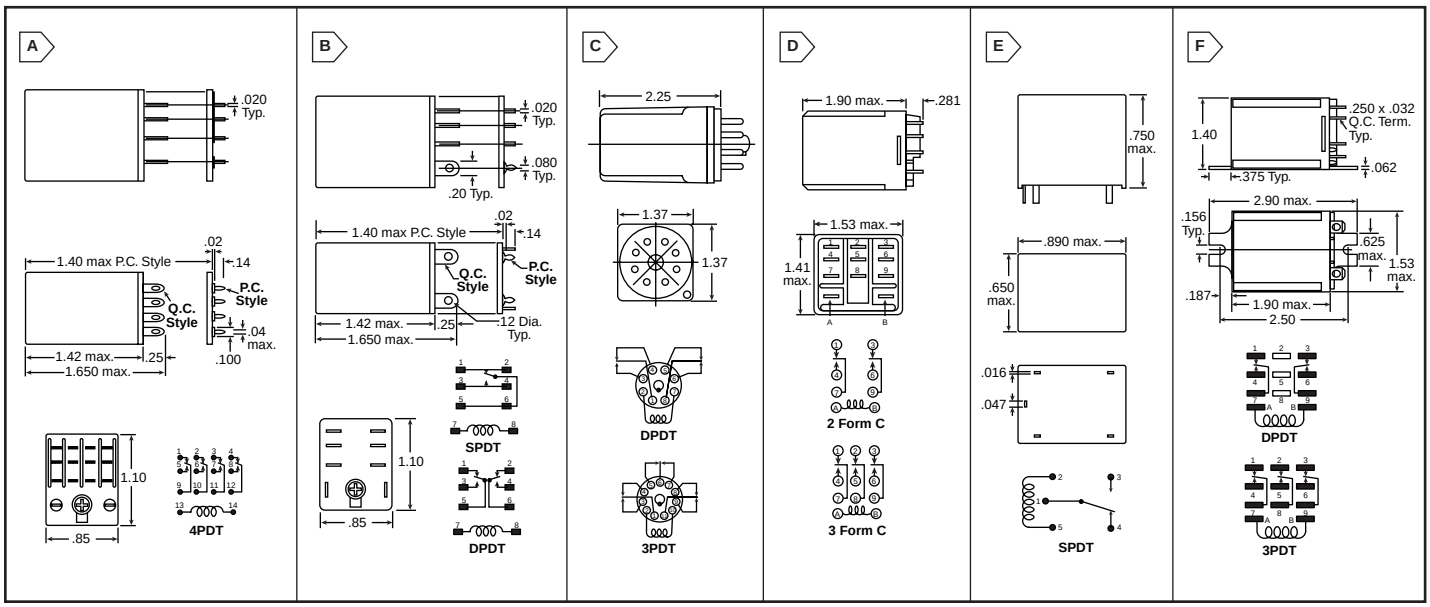

CLASS 78: GENERAL PURPOSE

Features:
- Contact rating (max.): SPDT - 15A
  DPDT - 10A
  4PDT - 3A
- Contact resistance: 50mΩ (max.)

LR31928 E43641

Enclosed Solder Plug-in

MOUSER STOCK NO.	Fig.	Magnecraft® Part No.	Contact Arr.	Coil Volts	Coil Ohms	Price Each 1	10	25	50
AC Operated									
528-7840-5	A	W78ACSX-5	4PDT	120	4430	**9.60**	**7.68**	**6.14**	**4.34**
528-7870-9	B	W78ARCSX-9	DPDT	24	180	**9.60**	**7.68**	**6.14**	**4.34**
528-7870-11	B	W78ARCSX-11	DPDT	120	4430	**9.60**	**7.68**	**6.14**	**4.34**
DC Operated									
528-7810-1	A	W78CSX-1	4PDT	6	40	**8.56**	**6.85**	**5.48**	**3.72**
528-7810-2	A	W78CSX-2	4PDT	12	160	**8.56**	**6.85**	**5.48**	**3.72**
528-7810-3	A	W78CSX-3	4PDT	24	650	**8.56**	**6.85**	**5.48**	**3.72**
528-7880-97	B	W78RCSX-97	SPDT	12	160	**8.56**	**6.85**	**5.48**	**3.72**
528-7880-6	B	W78RCSX-6	DPDT	6	40	**8.56**	**6.85**	**5.48**	**3.72**
528-7880-7	B	W78RCSX-7	DPDT	12	160	**8.56**	**6.85**	**5.48**	**3.72**
528-7880-8	B	W78RCSX-8	DPDT	24	650	**8.56**	**6.85**	**5.48**	**3.72**

Enclosed PC Mount

MOUSER STOCK NO.	Fig.	Magnecraft® Part No.	Contact Arr.	Coil Volts	Coil Ohms	Price Each 1	10	25	50
AC Operated									
528-7850-5	B	W78ARPCX-5	DPDT	120	4430	**9.60**	**7.68**	**6.14**	**4.34**
DC Operated									
528-7820-2	A	W78PCX-2	4PDT	12	160	**8.56**	**6.85**	**5.48**	**3.72**
528-7820-3	A	W78PCX-3	4PDT	24	650	**8.56**	**6.85**	**5.48**	**3.72**
528-7830-79	B	W78RPCX-79	SPDT	12	160	**8.56**	**6.85**	**5.48**	**3.72**
528-7830-1	A	W78RPCX-1	DPDT	6	40	**8.56**	**6.85**	**5.48**	**3.72**
528-7830-2	A	W78RPCX-2	DPDT	12	160	**8.56**	**6.85**	**5.48**	**3.72**
528-7830-3	A	W78RPCX-3	DPDT	24	650	**8.56**	**6.85**	**5.48**	**3.72**

CLASS 250CP: ENCLOSED PLUG-IN

Features:
- Contact rating (max.): DPDT - 12A @ 120VAC / 3PDT -10A @ 120VAC
  8A @ 240VAC 6A @ 240VAC
  10A @ 28VDC 10A @ 28VDC
- Contact resistance: 50mΩ (max.)

✻ With indicator lamp

MOUSER STOCK NO.	Fig.	Magnecraft® Part No.	Contact Arr.	Coil Volts	Coil Ohms	Price Each 1	10	25	50
AC Operated									
528-2503-8	C	W250ACPX-8	DPDT	24	- -	**10.04**	**8.03**	**6.42**	**5.45**
528-2503-9	C	W250ACPX-9	DPDT	120	- -	**10.04**	**8.03**	**6.42**	**5.45**
528-2503-13	C	W250ACPX-13	3PDT	24	- -	**12.09**	**9.67**	**7.74**	**6.54**
✻ **528-2503-14**	C	W250ACPX-14	3DPT	120	- -	**12.09**	**9.67**	**7.74**	**6.54**
✻ **528-2504-27**	C	W250ANCPX-27	DPDT	120		**11.74**	**9.39**	**7.51**	**6.35**
528-2504-30	C	W250ANCPX-30	3PDT	120		**13.46**	**10.77**	**8.62**	**7.27**
DC Operated									
528-2506-6	C	W250CPX-6	DPDT	12	120	**10.04**	**8.03**	**6.42**	**5.45**
528-2506-7	C	W250CPX-7	DPDT	24	470	**10.04**	**8.03**	**6.42**	**5.45**
528-2506-10	C	W250CPX-10	3PDT	12	120	**12.09**	**9.67**	**7.74**	**6.54**
528-2506-11	C	W250CPX-11	3PDT	24	470	**12.09**	**9.67**	**7.74**	**6.54**

CLASS 388: ENCLOSED PLUG-IN

Features:
- Contact rating (max.): DPDT - 12A
  3PDT - 11A
- Contact material: silver cadmium oxide gold flash

LR37547 E43641

MOUSER STOCK NO.	Fig.	Magnecraft® Part No.	Contact Arr.	Coil Volts	Coil Ohms	Price Each 1	10	25	50
AC Operated									
528-38825-13	D	W388ACPX-13	3PDT	24	- -	**13.98**	**11.18**	**8.95**	**6.95**
528-38825-14	D	W388ACPX-14	3PDT	120	- -	**13.98**	**11.18**	**8.95**	**6.95**
DC Operated									
528-38815-6	D	W388CPX-6	DPDT	12	120	**11.65**	**9.32**	**7.46**	**5.76**
528-38815-7	D	W388CPX-7	DPDT	24	470	**11.65**	**9.32**	**7.46**	**5.76**
528-38815-10	D	W388CPX-10	3PDT	12	120	**13.98**	**11.18**	**8.95**	**6.95**
528-38815-11	D	W388CPX-11	3PDT	24	470	**13.98**	**11.18**	**8.95**	**6.95**

CLASS 178: PC MOUNTABLE

LR37547 E43641

Features:
- Contact rating (max.): 17827 - 5A @ 250VAC
  17829 - 10A @ 250VAC
- Contact resistance: 100mΩ @ 5VDC, 1 amp

MOUSER STOCK NO.	Fig.	Magnecraft® Part No.	Contact Arr.	Coil Volts	Coil Ohms	Price Each 1	10	25	50
528-17827-5	E	W178RE1-5DC	SPDT	5	63	**3.00**	**2.40**	**1.92**	**1.32**
528-17827-12	E	W178RE1-12DC	SPDT	12	360	**3.00**	**2.40**	**1.92**	**1.32**
528-17827-24	E	W178RE1-24DC	SPDT	24	1440	**3.00**	**2.40**	**1.92**	**1.32**
528-17829-5	E	W178URE1-5DC	SPDT	5	63	**3.41**	**2.73**	**2.18**	**1.55**
528-17829-12	E	W178URE1-12DC	SPDT	12	360	**3.41**	**2.73**	**2.18**	**1.55**
528-17829-24	E	W178URE1-24DC	SPDT	24	1440	**3.41**	**2.73**	**2.18**	**1.55**

CLASS 389: POWER RELAYS

Features:
- Contact rating (max.): DPDT - 25A @ 120VAC
  3PDT - 20A @ 120VAC
- Contact material: silver cadmium oxide gold flash

LR37547 E43641

Flange Mount

MOUSER STOCK NO.	Fig.	Magnecraft® Part No.	Contact Arr.	Coil Volts	Coil Ohms	Price Each 1	10	25	50
AC Operated									
528-3897-8	F	W389ACX-8	DPDT	24	- - -	**14.50**	**11.60**	**9.28**	**7.76**
528-3897-9	F	W389ACX-9	DPDT	120	- - -	**14.50**	**11.60**	**9.28**	**7.76**
528-3897-10	F	W389ACX-10	DPDT	240	- - -	**15.98**	**12.78**	**10.23**	**8.23**
528-3897-14	F	W389ACX-14	3PDT	120	- - -	**17.54**	**14.03**	**11.23**	**8.89**
528-3897-15	F	W389ACX-15	3PDT	240	- - -	**17.97**	**14.38**	**11.50**	**9.38**
DC Operated									
528-3898-8	F	W389CX-8	DPDT	24	400	**14.50**	**11.60**	**9.28**	**7.76**
528-3898-12	F	W389CX-12	3PDT	12	100	**17.54**	**14.03**	**11.23**	**8.89**
528-3898-13	F	W389CX-13	3PDT	24	400	**17.54**	**14.03**	**11.23**	**8.89**

Printed Circuit Relays and Sockets

PRINTED CIRCUIT RELAYS

DIMENSIONS (IN.)

Features:
- Contact rating: 2A @ 120VAC
- Contact material: gold clad silver palladium
- Contact resistance: 100mΩ @ 6VDC and 10mA

E52197

Class 7: Microminiature

MOUSER STOCK NO.	Fig.	Magnecraft® Part No.	Contacts	Coil Volts	Coil Ohms	Price Each 1	10	25	50
528-720-1	A	W7PCX-1	SPDT	5	75	7.64	6.11	4.89	4.32
528-720-3	A	W7PCX-3	SPDT	12	440	7.64	6.11	4.89	4.32
528-720-4	A	W7PCX-4	SPDT	24	1550	8.43	6.74	5.39	4.77
528-720-5	A	W7PCX-5	DPDT	5	75	7.74	6.19	4.95	4.38
528-720-7	A	W7PCX-7	DPDT	12	440	7.74	6.19	4.95	4.38
528-720-8	A	W7PCX-8	DPDT	24	1550	9.71	7.77	6.22	5.49

Class 76: Miniature

Features:
- Contact rating: DPDT - 5A, SPDT - 10A
- Contact resistance: 25mΩ
- Contact material: silver cadmium oxide

E52197 LR31387

528-7660-14	B	W76EURCPCX-14	SPDT	5	47	4.16	3.66	3.18	2.76
528-7660-15	B	W76EURCPCX-15	SPDT	6	68	4.16	3.66	3.18	2.76
528-7660-16	B	W76EURCPCX-16	SPDT	12	275	4.16	3.66	3.18	2.76
528-7660-17	B	W76EURCPCX-17	SPDT	24	1100	4.16	3.66	3.18	2.76
528-7660-61	B	W76EURCPCX-61	DPDT	5	47	4.64	4.08	3.55	3.08
528-7660-62	B	W76EURCPCX-62	DPDT	6	68	4.64	4.08	3.55	3.08
528-7660-63	B	W76EURCPCX-63	DPDT	12	275	4.64	4.08	3.55	3.08
528-7660-64	B	W76EURCPCX-64	DPDT	24	1100	4.64	4.08	3.55	3.08

Class 90: Miniature

Features:
- Contact rating: up to 20A
- Contact resistance: 50mΩ
- Contact material: silver cadmium oxide

E52197 LR31387

MOUSER STOCK NO.	Fig.	Magnecraft® Part No.	Nom. Power (A)	Coil Volts	Coil Ohms	Price Each 1	10	25	50
SPDT - 1 FORM C									
528-9085-05	C	W90S5D12-5	.93	5	27	4.49	3.95	3.44	2.76
528-9085-12	C	W90S5D12-12	.93	12	155	4.49	3.95	3.44	2.76
528-9085-24	C	W90S5D12-24	.87	24	660	4.49	3.95	3.44	2.76

Class 276: Miniature

Features:
- Contact rating: 1 FORM A - 10A @250VAC; 1 FORM C - 7A @ 250VAC
- Contact resistance: 30mΩ @ 1A 6VDC
- Contact material: silver alloy

E13224 LR59231-8M

1 FORM C									
528-2761-5	D	276XAXH-5DC	7	5	125	4.53	4.08	3.74	3.49
528-2761-12	D	276XAXH-12DC	7	12	720	4.53	4.08	3.74	3.49
528-2761-24	D	276XAXH-24DC	7	24	2880	4.99	4.49	4.15	3.84
1 FORM A									
528-2762-5	D	276AXXH-5DC	10	5	125	4.30	3.87	3.58	3.30
528-2762-12	D	276AXXH-12DC	10	12	720	4.30	3.87	3.58	3.30
528-2762-24	D	276AXXH-24DC	10	24	2880	4.73	4.26	3.95	3.64

MINIATURE INDUSTRIAL RELAYS

Features:
- Contact rating: 5A @ 120VAC
- Contact material: silver-gold overlay
- Contact resistance: .05mΩ max

E52197 LR41729

Class 67: Enclosed, Plug-in

528-6710-1	E	W67RCSX-1	DPDT	5	52	10.64	9.36	8.14	6.84
528-6710-2	E	W67RCSX-2	DPDT	12	185	10.64	9.36	8.14	6.84
528-6710-3	E	W67RCSX-3	DPDT	24	700	11.90	10.47	9.11	7.65
528-6710-6	E	W67RCSX-6	4PDT	5	52	12.00	10.56	9.19	7.70
528-6710-7	E	W67RCSX-7	4PDT	12	182	12.00	10.56	9.19	7.70
528-6710-8	E	W67RCSX-8	4PDT	24	700	13.74	12.09	10.52	8.82
528-6710-12	E	W67RCSX-12	6PDT	12	90	17.59	15.48	13.47	11.28
528-6710-13	E	W67RCSX-13	6PDT	24	430	19.07	16.78	14.60	12.23
528-6710-17	E	W67RCSX-17	8PDT	12	72	38.50	33.88	29.48	24.70
528-6710-18	E	W67RCSX-18	8PDT	24	350	38.50	33.88	29.48	24.70

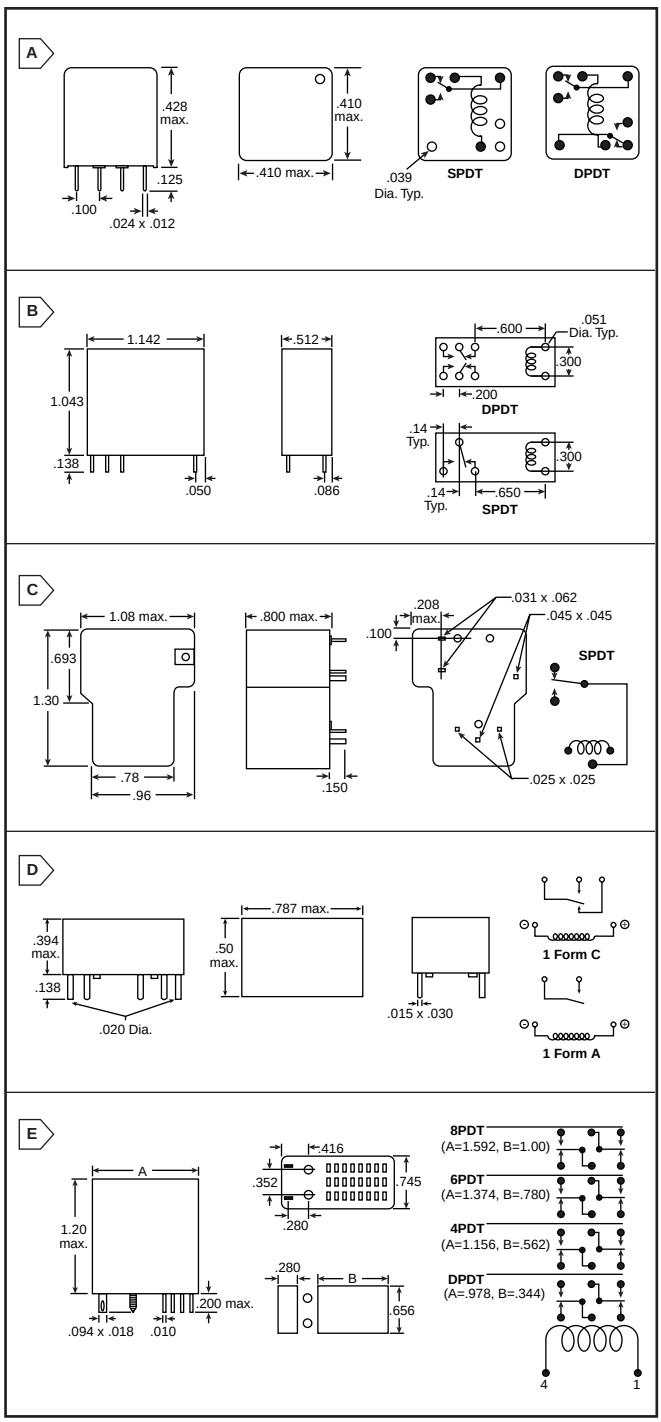

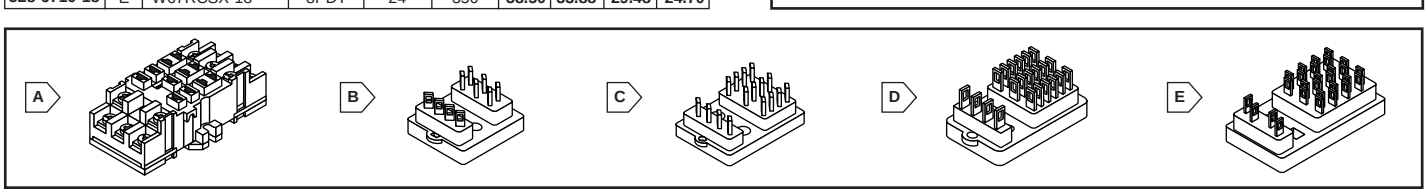

SOCKETS

E43641 LR37547

MOUSER STOCK NO.	Fig.	Description	For Use With Relay	Price Each 1	10	25	50
✻ 528-233-1	A	Screw terminal, 11 pin	388	12.81	10.44	8.36	7.31
528-303	B	Solder terminal, 10 pin	67	3.23	2.58	2.07	1.82
528-305	C	Solder terminal, 16 pin	67	4.42	3.54	2.83	2.49

MOUSER STOCK NO.	Fig.	Description	For Use With Relay	Price Each 1	10	25	50
528-307	D	Solder terminal, 22 pin	67	5.14	4.11	3.29	2.89
528-309	E	Solder terminal, 28 pin	67	9.28	7.42	5.94	5.22

SIP RELAYS - CLASS 117

Features: ✻With clamping diode

- Contact rating (max.): 10VA res. (load)
- Switching current (max): 0.5A
- Contact resistance: 200mΩ

MOUSER STOCK NO.	Fig.	Magnecraft® Part No.	Nom. Volts	Coil (Ω)	Max. Pick-up VDC	Price Each 1	10	25	50
1 FORM A SPST - N.O.									
528-117-1	A1	W117SIP-1	5	500	4.0	**4.62**	**4.07**	**3.54**	
528-117-3	A1	W117SIP-3	12	1870	9.6	**4.62**	**4.07**	**3.54**	
528-117-5	A1	W117SIP-5	24	3200	19.2	**4.91**	**4.32**	**3.76**	
✻ **528-117-6**	A2	W117SIP-6	5	500	4.0	**4.91**	**4.32**	**3.76**	**Call**
✻ **528-117-8**	A2	W117SIP-8	12	1870	9.6	**4.91**	**4.32**	**3.76**	**For**
✻ **528-117-10**	A2	W117SIP-10	24	3200	19.2	**6.11**	**5.38**	**4.68**	**Quote**
1 FORM B SPST - N.C.									
✻ **528-117-18**	A3	W117SIP-18	5	500	4.0	**7.53**	**6.63**	**5.77**	
✻ **528-117-25**	A3	W117SIP-25	12	1200	9.6	**7.90**	**6.95**	**6.05**	
✻ **528-117-26**	A3	W117SIP-26	24	2200	19.2	**9.27**	**8.16**	**7.10**	

DIP RELAYS

Class 107

Features: ✻With clamping diode

- Contact rating (max.): 10VA res. (load)
- Switching current (max): 0.5A
- Contact resistance: 200mΩ

MOUSER STOCK NO.	Fig.	Magnecraft® Part No.	Dim. H (In.)	Nom. Volts	Coil (Ω)	Max. Pick-up VDC	Nom. Power mW	Price Each 1	10	25	50
1 FORM A SPST - N.O.											
528-107-1	B4	W107DIP-1	.275	5	500	3.8	50	**3.99**	**3.51**	**3.05**	
528-107-3	B4	W107DIP-3	.275	12	1200	9.0	120	**3.99**	**3.51**	**3.05**	**Call**
528-107-4	B4	W107DIP-4	.275	24	2200	18.0	260	**4.33**	**3.81**	**3.31**	**For**
✻ **528-107-5**	B5	W107DIP-5	.275	5	500	3.8	50	**4.33**	**3.81**	**3.31**	**Quote**
✻ **528-107-7**	B5	W107DIP-7	.275	12	1200	9.0	120	**4.33**	**3.81**	**3.31**	
✻ **528-107-8**	B5	W107DIP-8	.275	24	2200	18.0	260	**4.86**	**4.28**	**3.72**	

Class 171

Features: ✻With clamping diode

- Contact rating (max.): 10VA res. (load)
- Switching current (max): 0.5A
- Contact resistance: 200mΩ

1 FORM A SPST - N.O.											
528-171-2	B6	W171DIP-2	.275	5	500	3.8	50	**3.94**	**3.47**	**3.02**	
528-171-4	B6	W171DIP-4	.275	12	1200	9.0	120	**3.94**	**3.47**	**3.02**	**Call**
528-171-5	B6	W171DIP-5	.275	24	2200	18.0	260	**4.32**	**3.80**	**3.31**	**For**
✻ **528-171-7**	B7	W171DIP-7	.275	5	500	3.8	50	**4.32**	**3.80**	**3.31**	**Quote**
✻ **528-171-9**	B7	W171DIP-9	.275	12	1200	9.0	120	**4.32**	**3.80**	**3.31**	
✻ **528-171-10**	B7	W171DIP-10	.275	24	2200	18.0	260	**5.53**	**4.87**	**4.24**	
1 FORM B SPST - N.C.											
528-171-12	B8	W171DIP-12	.275	5	500	3.8	50	**6.09**	**5.36**	**4.66**	
528-171-14	B8	W171DIP-14	.275	12	1200	9.0	120	**6.09**	**5.36**	**4.66**	
528-171-15	B8	W171DIP-15	.275	24	2200	18.0	260	**6.20**	**5.46**	**4.75**	
✻ **528-171-17**	B9	W171DIP-17	.275	5	500	3.8	50	**6.20**	**5.46**	**4.75**	
✻ **528-171-19**	B9	W171DIP-19	.275	12	1200	9.0	120	**6.20**	**5.46**	**4.75**	
✻ **528-171-20**	B9	W171DIP-20	.275	24	2200	18.0	260	**6.69**	**5.89**	**5.12**	
2 FORM A DPST - N.O.											
528-171-21	B10	W171DIP-21	.275	5	200	3.8	125	**5.80**	**5.10**	**4.44**	
528-171-23	B10	W171DIP-23	.275	12	500	9.0	290	**5.80**	**5.10**	**4.44**	**Call**
528-171-24	B10	W171DIP-24	.275	24	2200	18.0	270	**6.20**	**5.46**	**4.75**	**For**
✻ **528-171-25**	B11	W171DIP-25	.275	5	200	3.8	125	**6.20**	**5.46**	**4.75**	**Quote**
✻ **528-171-27**	B11	W171DIP-27	.275	12	500	9.0	290	**6.20**	**5.46**	**4.75**	
✻ **528-171-28**	B11	W171DIP-28	.275	24	2200	18.0	270	**6.69**	**5.89**	**5.12**	

Class 172

Features: ✻With clamping diode

- Contact rating (max.): 1 FORM C - 4VA; 2 FORM C - 3VA
- Switching current (max): DPDT: .1A ; SPDT: .25A @ 100VDC
- Contact resistance: 200mΩ

1 FORM C SPDT											
528-172-1	B12	W172DIP-1	.275	5	200	3.8	125	**7.79**	**6.88**	**5.97**	
528-172-3	B12	W172DIP-3	.275	12	500	9.0	290	**8.94**	**7.90**	**6.85**	
528-172-4	B12	W172DIP-4	.275	24	2200	18.0	270	**8.94**	**7.90**	**6.85**	
✻ **528-172-5**	B13	W172DIP-5	.275	5	200	3.8	125	**8.07**	**7.14**	**6.18**	**Call**
✻ **528-172-7**	B13	W172DIP-7	.275	12	500	9.0	290	**8.94**	**7.90**	**6.85**	**For**
✻ **528-172-8**	B13	W172DIP-8	.275	24	2200	18.0	270	**9.40**	**8.30**	**7.20**	**Quote**
528-172-141	B14	W172DIP-141	.275	5	200	3.8	125	**7.13**	**6.27**	**5.46**	
528-172-145	B14	W172DIP-145	.275	12	1000	9.0	144	**7.87**	**6.93**	**6.03**	
528-172-146	B14	W172DIP-146	.275	24	3200	18.0	180	**7.49**	**6.59**	**5.73**	
✻ **528-172-147**	B15	W172DIP-147	.275	5	200	3.8	125	**7.49**	**6.59**	**5.73**	
✻ **528-172-149**	B15	W172DIP-149	.275	12	1000	9.0	144	**7.49**	**6.59**	**5.73**	
✻ **528-172-150**	B15	W172DIP-150	.275	24	3200	18.0	180	**9.51**	**8.37**	**7.28**	
528-172-31	B16	W172DIP-31	.275	5	200	3.8	125	**8.23**	**7.26**	**6.30**	
528-172-33	B16	W172DIP-33	.275	12	500	9.0	290	**8.37**	**7.39**	**6.41**	
528-172-34	B16	W172DIP-34	.275	24	2200	18.0	270	**8.53**	**7.52**	**6.53**	
✻ **528-172-35**	B17	W172DIP-35	.275	5	200	3.8	125	**9.01**	**7.95**	**6.90**	
✻ **528-172-37**	B17	W172DIP-37	.275	12	500	9.0	290	**9.01**	**7.95**	**6.90**	
✻ **528-172-38**	B17	W172DIP-38	.275	24	2200	18.0	270	**9.36**	**8.26**	**7.17**	**Call**
2 FORM C DPDT											**For**
528-172-17	B18	W172DIP-17	.340	5	46	3.8	540	**27.14**	**23.98**	**20.78**	**Quote**
528-172-19	B18	W172DIP-19	.340	12	266	9.0	540	**27.14**	**23.98**	**20.78**	
528-172-20	B18	W172DIP-20	.340	24	1066	18.0	540	**27.14**	**23.98**	**20.78**	
✻ **528-172-21**	B19	W172DIP-21	.340	5	46	3.8	540	**30.34**	**26.79**	**23.23**	
✻ **528-172-23**	B19	W172DIP-23	.340	12	266	9.0	540	**30.34**	**26.79**	**23.23**	
✻ **528-172-24**	B19	W172DIP-24	.340	24	1066	18.0	540	**30.34**	**26.79**	**23.23**	

DIMENSIONS (IN.)

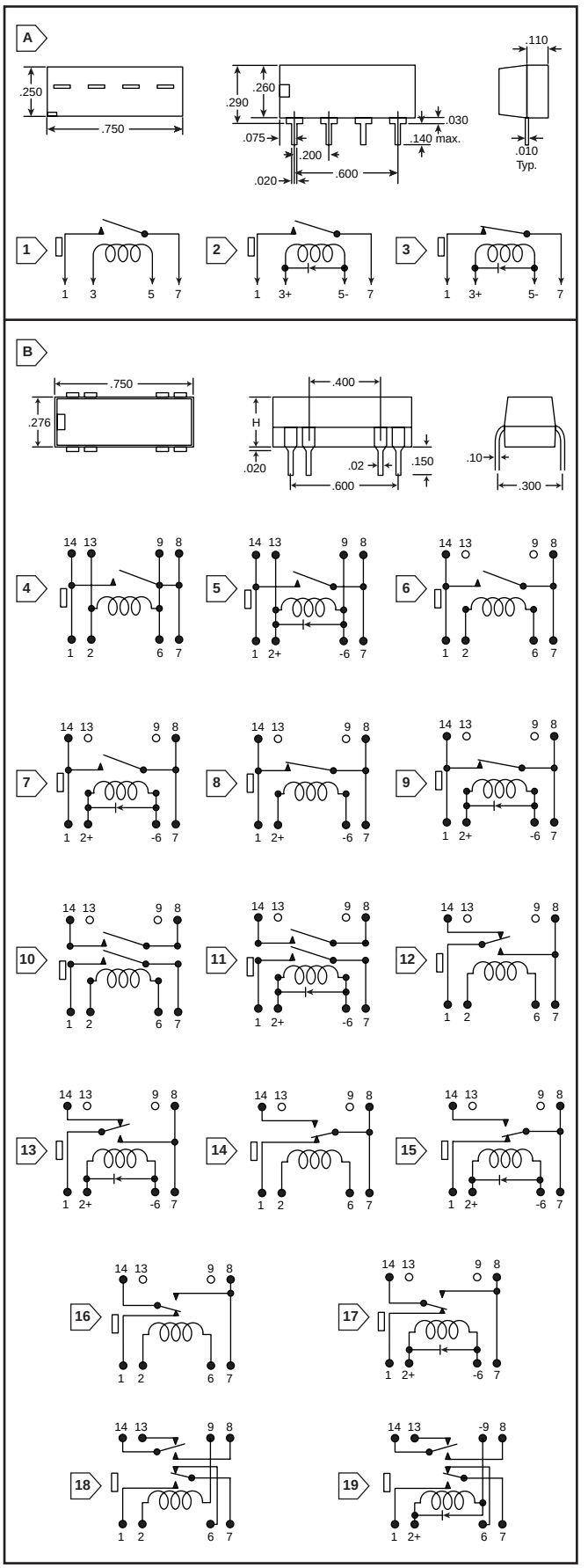

Reed and Miniature Relays

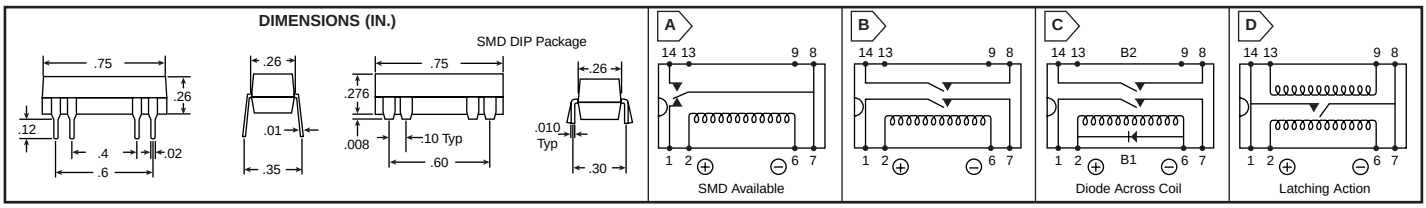

SMD DIP REED RELAYS

Cross References:
- Clare PRM series
- Struthers-Dunn MRR series
- Hamlin 700 series
- Electrol RA series
- Douglas Randall 5 DIP series
- Designed to meet MIL S 55433A-MIL R 5757F
- Specifications @ 20°C

1 Form C SPDT

Contact Rating: 3VA (28VDC or 250mA)

MOUSER STOCK NO.	Fig.	Norm Volt	Max Coil (V)	Coil (Ω±10)	Coil PWR (mW)	Pick-Up (V Max)	Release (VDC Min)	Price Each 1	10	25
433-DS31C210	A	5	12	200	125	3.7	1	7.42	6.75	Call

MEETS MIL SPECS

HI-REL DIP REED RELAYS

2 Form A DPST Normally Open

Contact Rating: 10VA (100VDC or 250mA)

MOUSER STOCK NO.	Fig.	Norm Volt	Max Coil (V)	Coil (Ω±10)	Coil PWR (mW)	Pick-Up (V Max)	Release (VDC Min)	Price Each 1	10	25
433-D32A510	B	12	18	500	288	9.6	2	6.83	5.47	Call
433-D32A211	C	5	9	125	200	3.7	0.8	6.95	5.56	

1 Form A SPST Latching Action

Contact Rating: 10VA (100VDC or 250mA)

433-D31L510	D	12	16	2x1500	150	8	8	13.98	12.71	Call

HIGH RELIABILITY REED RELAYS

1 Form A SPST Contacts Normally Open

Specifications:
- Contact resistance: 150mΩ max.
- Coil temperature rise: 30°C max.
- Temperature range: -10°C to +60°C
- Operate time: 1.0 mS max.
- Release time: 0.5 mS max.
- Dielectric strength: 500VAC for 1 minute between coil and contacts 200VDC for 1 minute between contacts

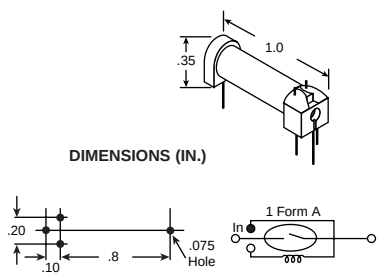

MOUSER STOCK NO.	Coil Volt (VDC)	Coil Resistance (Ω)	Price Each 1	10	50	100
431-1405	5.0	250	2.15	1.78	1.61	Call
431-1415	5.0	500	2.15	1.78	1.61	For
431-1412	12.0	1050	2.15	1.78	1.61	Quote

MERCURY-WETTED REED RELAYS 1 Form C SPDT

Features:
- Injection molded, magnetic cap protected
- Vertical operation ±30°
- Change over contacts
- Long life with reliable operation
- Low power operation
- Pin compatible with Clare #HGJM relay

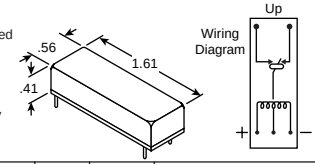

Contact Rating: 10VA (500VDC or 2mA)

MOUSER STOCK NO.	Nominal VDC	Coil (Ω) @ 20°C	Coil PWR (mW)	Pick-Up (V) Max	Release Min (V)	Price Each 1	25	50
433-R0861	5	335	75	2.8	0.4	19.85	18.90	Call
433-R0761	24	2650	215	13	2	19.85	18.90	

SIP REED RELAYS

1 Form A SPST Contacts Normally Open

MEETS MIL SPECS

Specifications:
- Immersion resistant
- TTL compatible
- Designed to meet MIL-S-55433A, MIL R-575F
- Contact rating: 10W (100VDC, 500mA)

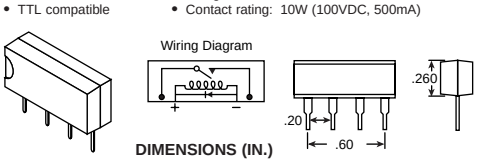

MOUSER STOCK NO.	Coil Diode	Nominal VDC	Coil Resistance (Ω) @ 25°C	Price Each 1	10	25
433-D401A510	No	12	1000	5.19	4.16	Call

DIP RELAYS

2 Form C DPDT Contacts

Specifications:
- Contact: twin cross-bar
- Contact rating 1A @ 120VAC
- Mechanical life: 10,000,000 operations
- Electrical life: 100,000 operations
- Insulation resistance: 100MΩ min.
- Operating temperature: -30°C to +70°C
- Contact resistance: 50mΩ max.

E82292 LR82292

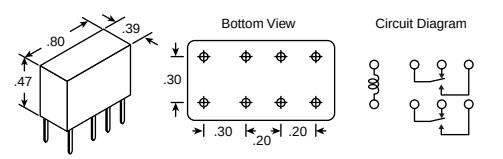

For quantities greater than listed, call for quote.

MOUSER STOCK NO.	Coil Specifications VDC	IDC (mA)	Resistance	Watts (W)	Pick-Up Voltage (max.)	Release Voltage (min.)	Max Voltage (VDC)	Price Each 1	10
431-OVR-SH-205L	5	29.9	167	.15	4	.25	6.5	5.37	5.27
431-OVR-SH-212L	12	12.5	960	.15	9.6	.6	15.6	5.58	5.47
431-OVR-SH-224L	24	8.3	2880	.20	19.2	1.2	31.2	7.23	6.02

GENERAL PURPOSE MINIATURE RELAYS

These general purpose miniature relays feature in-line contacts and a dust resistant plastic cover. Terminations are designed for board mounting, but may be soldered. The contacts are silver plated.

Specifications A:
- Electrical life: 100,000 operations
- Mechanical life: 5,000,000 operations
- Silver plated contacts
- Dust resistant plastic cover

Specifications B:
- Electrical life: 200,000 operations (min.)
- Mechanical life: 5,000,000 operations (min.)
- Silver plated contacts
- Dust resistant plastic cover

E74321 LR90143

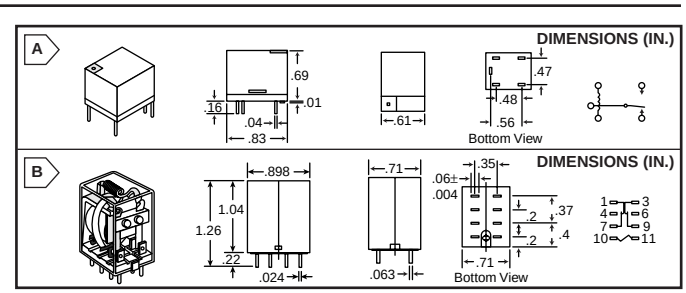

For quantities greater than listed, call for quote.

MOUSER STOCK NO.	Fig.	Circuit	Coil Volts	Contact Rating	Coil (Ω)	Operate Time	Release Time	Price Each 1	10
433-812H	A	SPDT	12VDC	7A 30VDC / 12A 125VAC	400	15 msec	5 msec	3.56	3.27
433-2411	B	DPDT	12VDC	5A 24VDC / 120VAC	125	15 msec	10 msec	6.99	6.43

HIGH PERFORMANCE MINIATURE RELAYS

Specifications:
- Mechanical life: 1,000,000 operations
- Electrical life: 100,000 operations
- Insulation resistance: 100MΩ (min.)
- Operating temperature: -25°C to +55°C
- Contact resistance: less than 50mΩ
- Dielectric strength: 500VAC, 50/60 Hz, 4000VAC, 50/60 Hz

E58304 LR48471

Subminiature 1 Form C SPDT

- Contact rating: 1A @24VDC or .5A @ 120VAC

For quantities greater than listed, call for quote.

MOUSER STOCK NO.	Fig.	Nominal Coil VDC (V)	IDC (mA)	R Coil (Ω ± 10%)	Watts (W)	Pick-Up Voltage (max.)	Release Voltage (min.)	Max Voltage (VDC)	Price Each 1	10	50
431-1205	A	5	72	75	.36	3.75	.25	6.5	3.25	2.60	2.34
431-1606	A	6	60	100	.36	4.5	.3	7.2	3.25	2.50	2.27
431-1612	A	12	30	400	.36	9	.6	14.4	3.25	2.50	2.27

Miniature 1 Form C SPDT

- Contact rating: resistaive load 10A @ 120VAC or 24VDC inductive load 3A @ 120VAC or 24VDC

For quantities greater than listed, call for quote.

431-1305	B	5	80	70	.45	3.75	.25	6.5	3.66	3.33	2.99
431-1306	B	6	75	80	.45	4.5	.3	7.8	3.66	3.33	2.99
431-0112	B	12	37.5	320	.45	9	.6	15.6	3.66	3.33	2.99

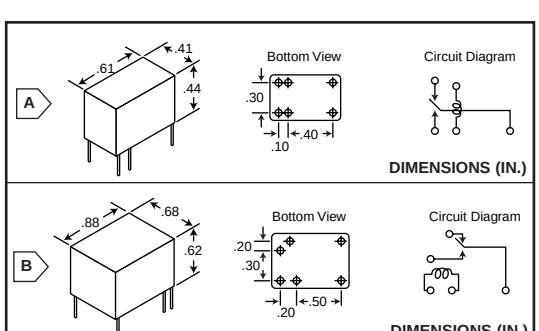

Note: All dimensions are in inches

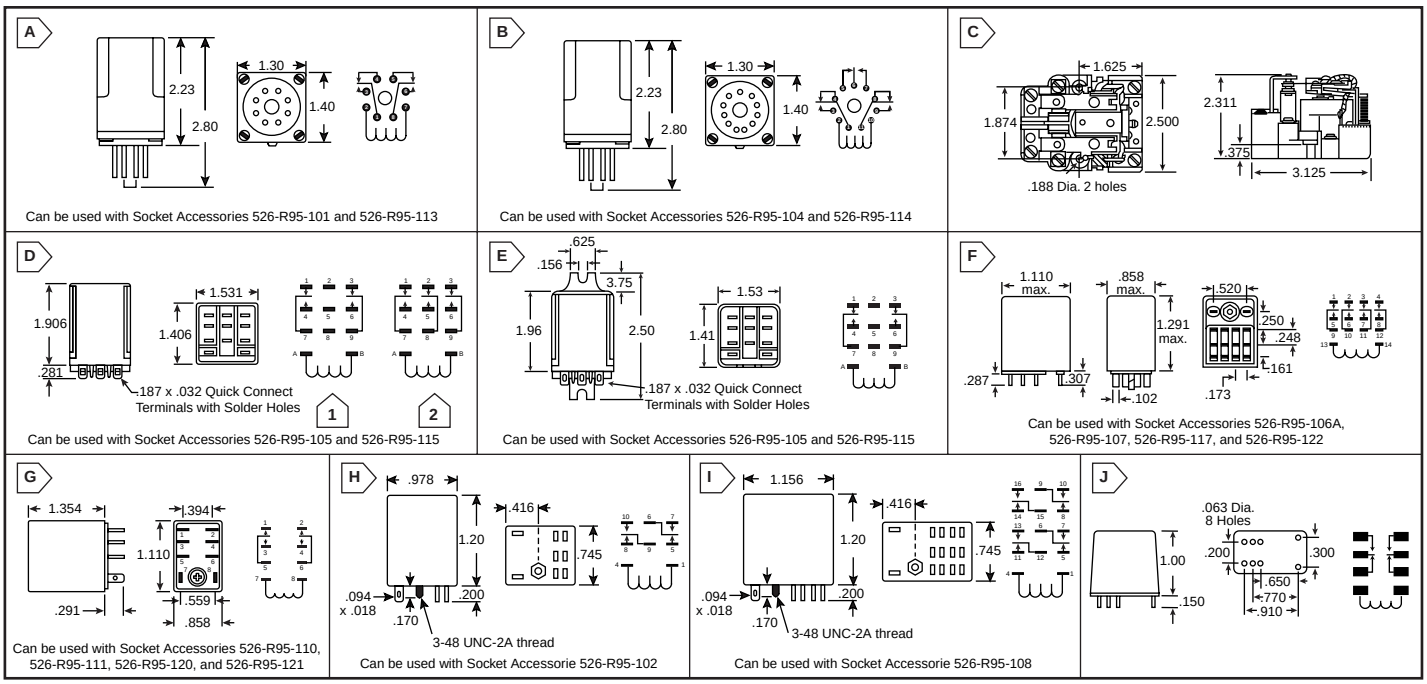

GENERAL PURPOSE MULTICONTACT RELAYS RO2 SERIES

Features:
- Indicator lamp types (N-suffix)
- 8 pin and 11 pin Octal plug-in types
- DPDT and 3PDT types
- Clear plastic dust cover
- Long life contacts

Electrical Specifications:
- Operating and Release time: 25mS or less
- Insulation material: molded polyester
- Insulation resistance: 1 x 10^3MΩ min.
- Duty cycle: continuous
- Operating temperature: -10°C to +50°C (AC), -10°C to +60°C (DC)

MOUSER STOCK NO.	Fig.	Nominal Voltage	Contact Arr.	Coil Resistance Ω (typ.)	Nominal Power	Max. Contact Cur. @ 28VDC or 120VAC	Price Each
AC Operated							
526-R02-11A10-12	A	12VAC	DPDT	- - -	2.0VA	10A	**12.66**
526-R02-11A10-24	A	24VAC	DPDT	- - -	2.0VA	10A	**12.66**
526-R02-11A10-120	A	120VAC	DPDT	- - -	2.0VA	10A	**13.00**
526-R02-11A10-120N	A	120VAC	DPDT	- - -	2.0VA	10A	**16.85**
526-R02-11A10-240	A	240VAC	DPDT	- - -	2.0VA	10A	**13.17**
526-R02-14A10-24	B	24VAC	3PDT	- - -	2.75VA	10A	**15.51**
526-R02-14A10-120	B	120VAC	3PDT	- - -	2.75VA	10A	**15.94**
526-R02-14A10-120N	B	120VAC	3PDT	- - -	2.75VA	10A	**17.93**
DC Operated							
526-R02-11D10-12	A	12VDC	DPDT	120	1.0W	10A	**12.55**
526-R02-11D10-24	A	24VDC	DPDT	470	1.0W	10A	**12.68**
526-R02-11D10-110	A	110VDC	DPDT	10K	1.2W	10A	**13.55**
526-R02-14D10-12	B	12VDC	3PDT	120	1.0W	10A	**15.75**
526-R02-14D10-24	B	24VDC	3PDT	470	1.0W	10A	**15.75**

HEAVY DUTY, OPEN FRAME RELAYS RO4 SERIES

Features:
- Screw terminals
- Long life contacts
- Molded plastic barrier insulation
- Molded nylon bobbin coil

Electrical Specifications:
- Operating time: 40mS or less
- Release time: 30mS or less
- Operating temperature: -30°C to +50°C
- Duty cycle: continuous

MOUSER STOCK NO.	Fig.	Nominal Voltage	Contact Arr.	Coil Resistance Ω (typ.)	Nominal Power	Max. Contact Cur. @ 28VDC or 120VAC	Price Each
AC Operated							
526-R04-11A30-120	C	120VAC	DPDT	- - -	10VA	30A	**16.30**
DC Operated							
526-R04-11D30-12	C	12VDC	DPDT	70	2.0W	30A	**16.36**

GENERAL PURPOSE RELAYS R10 SERIES

Features:
- .187" 3-way terminals suitable for plug-in, solder, and quick connect
- DPDT and 3PDT
- Clear see-thru cover

Electrical Specifications:
- Operating time: 20mS (DPDT), 24mS (3PDT)
- Release time: 28mS (DPDT), 26mS (3PDT)
- Duty cycle: continuous
- Operating temperature: -30°C to +50°C (AC), -30°C to +65°C (DC)

MOUSER STOCK NO.	Fig.	Nominal Voltage	Contact Arr.	Coil Resistance Ω (typ.)	Nominal Power	Max. Contact Cur. @ 28VDC or 120VAC	Price Each
AC Operated							
526-R10-11A10-24	D1	24VAC	DPDT	- - -	2.0VA	10A	**8.82**
526-R10-11A10-120F	E	120VAC	DPDT	- - -	2.0VA	10A	**9.10**
526-R10-14A10-24	D2	24VAC	3PDT	- - -	2.75VA	10A	**10.19**
526-R10-14A10-120	D2	120VAC	3PDT	- - -	2.75VA	10A	**10.49**
DC Operated							
526-R10-11D10-12	D1	12VDC	DPDT	120	1.2W	10A	**8.44**
526-R10-11D10-24	D1	24VDC	DPDT	470	1.2W	10A	**8.44**
526-R10-14D10-12	D2	12VDC	3PDT	120	1.2W	10A	**9.77**
526-R10-14D10-24	D2	24VDC	3PDT	470	1.2W	10A	**9.77**

GENERAL PURPOSE RELAYS R12 SERIES

Features:
- Slightly larger than 1 cubic inch
- High reliability, 50 million operations
- Plug-in or solder terminal

Electrical Specifications:
- Operating time: 25mS or less
- Release time: 25mS or less
- Duty cycle: continuous
- Operating temperature: -30°C to +55°C

MOUSER STOCK NO.	Fig.	Nominal Voltage	Contact Arr.	Coil Resistance Ω (typ.)	Nominal Power	Max. Contact Cur. @ 28VDC or 120VAC	Price Each
AC Operated							
526-R12-17A3-24	F	24VAC	4PDT	- - -	1.2VA	5A	**12.70**
526-R12-17A3-120	F	120VAC	4PDT	- - -	1.2VA	5A	**12.70**
DC Operated							
526-R12-17D3-12	F	12VDC	4PDT	160	.9W	5A	**10.89**
526-R12-17D3-24	F	24VDC	4PDT	650	.9W	5A	**10.89**

GENERAL PURPOSE RELAYS R14 SERIES

Features:
- Slightly larger than 1 cubic inch
- Plug-in or solder terminals, will also accept .187" faston terminals
- High reliability, 50 million operations

Electrical Specifications:
- Operating time: 25mS or less
- Release time: 25mS or less
- Duty cycle: continuous
- Operating temperature: -30°C to +55°C

MOUSER STOCK NO.	Fig.	Nominal Voltage	Contact Arr.	Coil Resistance Ω (typ.)	Nominal Power	Max. Contact Cur. @ 28VDC or 120VAC	Price Each
AC Operated							
526-R14-11A10-24	G	24VAC	DPDT	- - -	1.2VA	10A	**8.19**
526-R14-11A10-120	G	120VAC	DPDT	- - -	1.2VA	10A	**8.40**
526-R14-5A15-120	G	120VAC	SPDT	- - -	1.2VA	15A	**7.69**
DC Operated							
526-R14-11D10-12	G	12VDC	DPDT	160	.9W	10A	**7.89**
526-R14-11D10-24	G	24VDC	DPDT	650	.9W	10A	**7.89**
526-R14-5D15-24	G	24VDC	SPDT	650	.9W	15A	**7.40**

MINIATURE INDUSTRIAL RELAYS R16 SERIES DC Operated

Features:
- DPDT and 4PDT versions
- Combination solder/plug-in terminals
- Gold overlay bar type long life contacts

Electrical Specifications:
- Operating time: 12mS (DPDT), 14mS (4PDT) or less
- Release time: 8mS or less
- Operating temperature: -55°C to +70°C, 10 sec. max.

MOUSER STOCK NO.	Fig.	Nominal Voltage	Contact Arr.	Coil Resistance Ω (typ.)	Nominal Power	Max. Contact Cur. @ 28VDC or 120VAC	Price Each
526-R16-11D5-5	H	5/6VDC	DPDT	52	.5W	5A	**9.72**
526-R16-11D5-12	H	12VDC	DPDT	185	.75W	5A	**9.72**
526-R16-11D5-24	H	24VDC	DPDT	700	1W	5A	**10.67**
526-R16-17D5-12	I	12VDC	4PDT	185	1W	5A	**12.95**
526-R16-17D5-24	I	24VDC	4PDT	700	1W	5A	**13.02**
526-R16-11D3-12	H	12VDC	DPDT	185	.75W	3A	**9.72**
526-R16-17D3-12	I	12VDC	4PDT	185	.75W	3A	**12.95**

PC MOUNT RELAY R20 SERIES DC Operated

Features:
- Continuous duty operation
- Dust proof cover
- Switches heavy current with low coil power

Electrical Specifications:
- Operating time: 10mS approx.
- Release time: 8mS approx.
- Operating temperature: -45°C to +75°C
- Mechanical life: 5,000,000 operations min.

526-R20-11D6-12	J	12VDC	DPDT	170	800mW	8A	**11.64**

Note: All dimensions are in inches

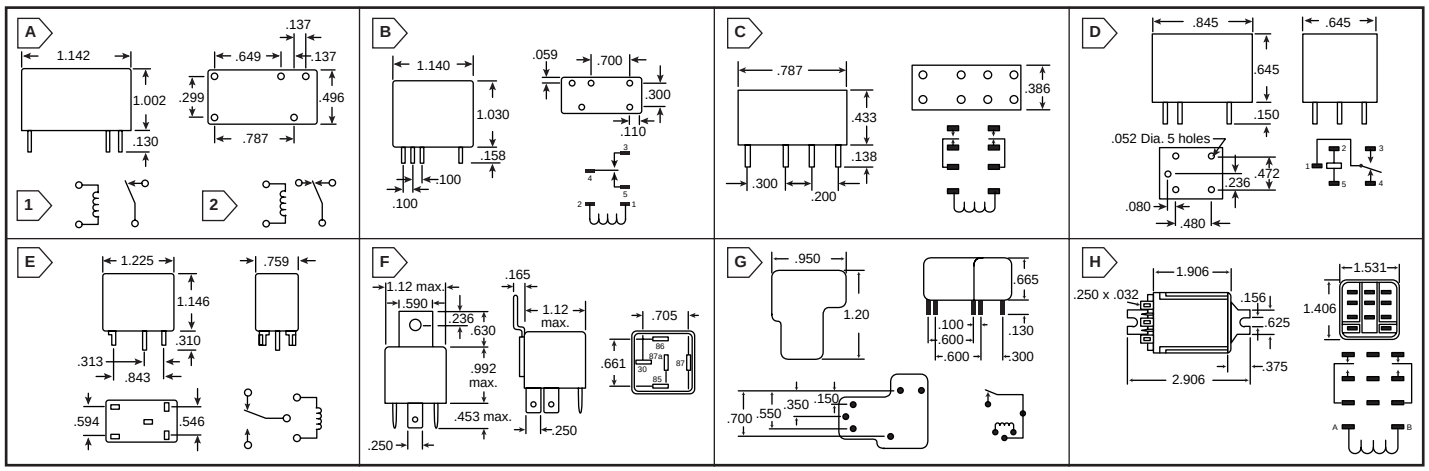

SLIM LINE, DC OPERATED R22 SERIES

Features:
- Long life
- PC board mount

Electrical Specifications:
- Operating time: 30mS
- Release time: 8mS

MOUSER STOCK NO.	Fig.	Nominal Voltage	Contact Arr.	Coil Resistance Ω (typ.)	Nominal Power	Max. Contact Cur. @ 28VDC or 120VAC	Price Each
526-R22-1D16-12	A1	12VDC	SPST-NO	270	540mW	16A	4.69
526-R22-1D16-24	A1	24VDC	SPST-NO	1100	540mW	16A	4.69
526-R22-1D16-48	A1	48VDC	SPST-NO	4400	540mW	16A	4.90
526-R22-5D16-5/6	A2	5/6VDC	SPDT	47	540mW	16A	4.69
526-R22-5D16-12	A2	12VDC	SPDT	270	540mW	16A	4.69
526-R22-5D16-24	A2	24VDC	SPDT	1100	540mW	16A	4.69

UPRIGHT EPOXY SEALED POWER RELAYS R24 SERIES

Features:
- High dielectric-4000 VRMS between control and switching circuits
- Cut-off nib after PCB washing
- 94V-0 enclosure

Electrical Specifications:
- Operating time: 15mS
- Release time: 10mS
- Switching rate: 5 operations per sec. (max.)
- Operating temperature: -40°C to +70°C

DC Operated

526-R24-5D10-12V	B	12VDC	SPDT	230	600mW	10A	5.38
526-R24-5D10-24V	B	24VDC	SPDT	920	600mW	10A	5.46

PC MOUNT EPOXY SEALED, DC OPERATED R40 SERIES

Features:
- Ultra-sensitive coil
- Standard 0.1" DIP terminal

Electrical Specifications:
- Operating time: 4.5mS max.
- Operating temp.: -40°C to +65°C
- Release time: 1.5mS max.
- Mechanical life: 20,000,000 operations min.

526-R40-11D2-5/6	C	5/6VDC	DPDT	167	150mW	2A	3.97
526-R40-11D2-12	C	12VDC	DPDT	960	150mW	2A	3.97
526-R40-11D2-24	C	24VDC	DPDT	2880	200mW	2A	3.97

GENERAL PURPOSE, DC OPERATED R46 SERIES

Features:
- All sealed and resistant to wave soldering and cleaning
- Less than 0.53 cubic inches

Electrical Specifications:
- Operating time: 10mS (max.)
- Release time: 5mS (max.)
- Operating temperature: -25°C to +70°C

526-R46-5D3-12	D	12VDC	SPDT	360	400mW	5A	3.27
526-R46-5D3-24	D	24VDC	SPDT	1440	400mW	5A	3.27

MINIATURE GENERAL PURPOSE RELAY R48 SERIES

Features:
- PC mountable
- 1.1 cubic inches
- Long life

Electrical Specifications:
- Operating time: 12mS (typ.)
- Release time: 3mS (typ.)
- Operating temperature: -55°C to +85°C

DC Operated

MOUSER STOCK NO.	Fig.	Nominal Voltage	Contact Arr.	Coil Resistance Ω (typ.)	Nominal Power	Max. Contact Cur. @ 28VDC or 120VAC	Price Each
526-R48-5D10-12	E	12VDC	SPDT	600	250mW	10A	4.70

GENERAL PURPOSE RELAYS R51 SERIES

Features:
- 250" quick disconnect terminals
- Flange mount - "F" suffix

Electrical Specifications:
- Operating time: 7mS
- Release time: 2mS
- Operating temperature: -40°C to +125°C
- Storage temperature: -40°C to +155°C

DC Operated

526-R51-5D40-12	F	12VDC	SPDT	90	1.6W	40A	5.80
526-R51-5D40-12F	F	12VDC	SPDT	90	1.6W	40A	6.04

MINIATURE INDUSTRIAL RELAY, DC OPERATED R53 SERIES

Features:
- PC mountable
- Epoxy sealed
- Vented cover-fully enclosed

Electrical Specifications:
- Operating time: 10-15mS
- Release time: 10-15mS
- Operating temperature: -55°C to +85°C

MOUSER STOCK NO.	Fig.	Nominal Voltage	Contact Arr.	Coil Resistance Ω (typ.)	Nominal Power	Max. Contact Cur. @ 28VDC or 120VAC	Price Each
526-R53-1D30-12	G	12VDC	SPST-NO	155	900mW	30A	5.09

GENERAL PURPOSE RELAY, DC OPERATED R55 SERIES

Features:
- Flange mount
- 1/4" quick connect terminals also suitable for soldering

Electrical Specifications:
- Operating temperature: -30°C to +60°C
- Storage temperature: -30°C to +100°C

Can be used with Socket Accessories 526-R95-105 and 526-R95-115

526-R55-11D20-12F	H	12VDC	DPDT	100	1.5W	20A	13.18
526-R55-11D20-24F	H	24VDC	DPDT	400	1.5W	20A	13.18

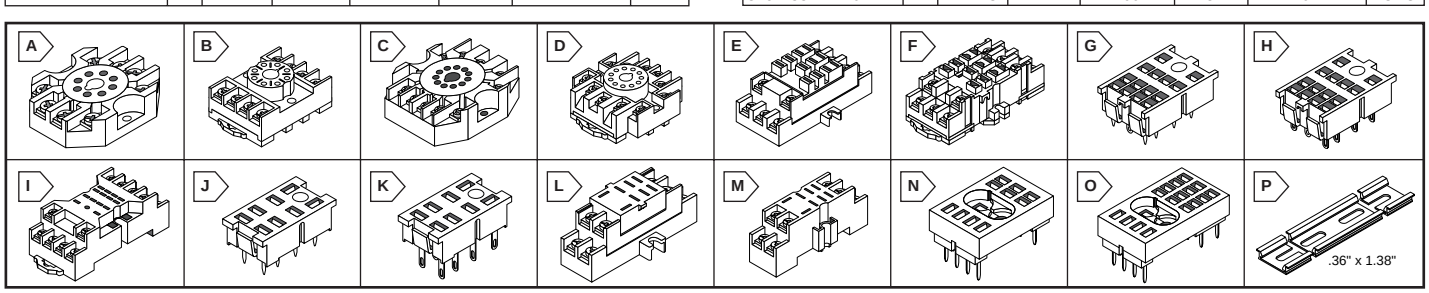

SOCKET ACCESSORIES

✻DIN rail mountable

MOUSER STOCK NO.	Fig.	Description	Electrical Rating Volts	Electrical Rating Amps	Price Each
526-R95-101	A	For use with R02 series	600	10	4.51
✻ 526-R95-113	B	For use with R02 series	300	10	4.06
526-R95-104	C	For use with R02 series	600	10	7.92
✻ 526-R95-114	D	For use with R02 series	300	10	5.48
526-R95-105	E	For use with R10 series	300	10	8.68
✻ 526-R95-115	F	For use with R10 series	300	10	6.60
526-R95-107	G	For use with R12 series	120	5	1.48
526-R95-122	H	For use with R12 series	120	5	1.15
526-R95-106A	I	For use with R12 series	300	7	7.73

MOUSER STOCK NO.	Fig.	Description	Electrical Rating Volts	Electrical Rating Amps	Price Each
✻ 526-R95-117	I	For use with R12 series	300	7	7.19
526-R95-120	J	For use with R14 series	300	10	1.54
526-R95-111	K	For use with R14 series	300	10	1.76
526-R95-110	L	For use with R14 series	300	10	7.36
✻ 526-R95-121	M	For use with R14 series	300	10	5.21
526-R95-102	N	For use with R16 series	1000	5	2.18
526-R95-108	O	For use with R16 series	1000	10	2.70
526-R95-125	P	Aluminum DIN rail	- - -	- - -	5.69
526-R95-001	- -	Hold down clip	- - -	- - -	1.60

RELAY SELECTOR GUIDE AND CROSS REFERENCE

Cross reference guide containing over 15,000 original type numbers from 166 manufacturers. NTE offers an exclusive two-year warranty with the purchase of any NTE relay.

MOUSER STOCK NO.	Price Each
526-RC003	2.95

DC-AC PANEL MOUNT POWER RELAYS

- Photo isolation
- Zero voltage turn-on
- Built-in snubber
- High surge capability
- 600V blocking voltage
- 4000V isolation voltage
- Turn-on/off time: 1/2 cycle
- Operating temp.: -40°C to +100°C

S505-OSJ600 Series AC Control Series

Similar to CRYDOM: A1200, A2400 series

MOUSER STOCK NO.	Fig.	Output Voltage	Output Current Rating	Control Voltage	1 Cycle Surge Rating	Turn-Off Voltage	Price Each 1	10	25	50
518-1010	A	24-330 VAC	10 Amp	90 to 280 VAC	100 Amp	20 VAC/DC min.	19.91	19.00	14.48	13.58
518-1025	A	24-330 VAC	25 Amp	90 to 280 VAC	250 Amp	20 VAC/DC min.	23.39	22.32	17.01	15.95
518-1040	A	24-330 VAC	40 Amp	90 to 280 VAC	650 Amp	20 VAC/DC min.	31.86	30.41	23.17	21.72
518-1075	A	24-330 VAC	75 Amp	90 to 280 VAC	950 Amp	20 VAC/DC min.	45.56	43.49	33.14	31.07

S505-OSJ600 Series DC Control Series

Similar to CRYDOM: D2400 series

MOUSER STOCK NO.	Fig.	Output Voltage	Output Current Rating	Control Voltage	1 Cycle Surge Rating	Turn-Off Voltage	Price Each 1	10	25	50
518-1110	A	24-330 VAC	10 Amp	3 to 32 VDC	100 Amp	1 VDC min.	16.96	16.19	12.34	11.56
518-1125	A	24-330 VAC	25 Amp	3 to 32 VDC	250 Amp	1 VDC min.	20.44	19.51	14.86	13.94
518-1140	A	24-330 VAC	40 Amp	3 to 32 VDC	650 Amp	1 VDC min.	28.79	27.49	20.94	19.64
518-1175	A	24-330 VAC	75 Amp	3 to 32 VDC	950 Amp	1 VDC min.	41.82	39.92	30.42	28.52

SSAA-330 Series AC Control Series

MOUSER STOCK NO.	Fig.	Output Voltage	Output Current Rating	Control Voltage	1 Cycle Surge Rating	Turn-Off Voltage	Price Each 1	10	25	50
518-2710	B	24-330 VAC	10 Amp	90 to 280 VAC	100 Amp	20 VAC/DC	19.50	17.55	16.50	15.51
518-2725	B	24-330 VAC	25 Amp	90 to 280 VAC	250 Amp	20 VAC/DC	22.90	20.61	19.37	18.21
518-2740	B	24-330 VAC	40 Amp	90 to 280 VAC	650 Amp	20 VAC/DC	31.19	28.07	26.39	24.80
518-2775	B	24-330 VAC	75 Amp	90 to 280 VAC	950 Amp	20 VAC/DC	44.58	40.12	37.72	35.45

SSDA-330 Series DC Control Series

MOUSER STOCK NO.	Fig.	Output Voltage	Output Current Rating	Control Voltage	1 Cycle Surge Rating	Turn-Off Voltage	Price Each 1	10	25	50
518-2610	B	24-330 VAC	10 Amp	4 to 28 VDC	100 Amp	1 VDC min.	16.61	14.95	14.05	13.21
518-2625	B	24-330 VAC	25 Amp	4 to 28 VDC	250 Amp	1 VDC min.	20.01	18.01	16.93	15.91
518-2640	B	24-330 VAC	40 Amp	4 to 28 VDC	650 Amp	1 VDC min.	28.20	25.38	23.86	22.43
518-2675	B	24-330 VAC	75 Amp	4 to 28 VDC	950 Amp	1 VDC min.	41.18	37.06	34.84	32.75

DC-DC 0-100 VDC OUTPUT RSDC-DC-100 Series

- 2500V isolation
- High surge rating
- Turn-on/off time: 100µs
- Wide control range
- Operating temp.: -40°C to +100°C
- Compatible with most logic systems

Similar to CRYDOM: D1D series

MOUSER STOCK NO.	Fig.	Output Voltage	Output Current Rating	Control Voltage	1 Cycle Surge Rating	Turn-Off Voltage	Price Each 1	10	25	50
518-1208	A	0-100 VDC	8	3.5 to 32 VDC	20 Amp	1.0 VDC	37.71	35.99	27.42	25.71
518-1212	A	0-100 VDC	12	3.5 to 32 VDC	30 Amp	1.0 VDC	41.82	39.92	30.42	28.52
518-1220	A	0-100 VDC	20	3.5 to 32 VDC	60 Amp	1.0 VDC	47.43	45.28	34.50	32.34
518-1240	A	0-100 VDC	40	3.5 to 32 VDC	120 Amp	1.0 VDC	60.68	57.92	44.13	41.37

AC, DC-AC 24-280 VAC OUTPUT RLDA, RLAA-240 Series

- Photo isolation
- Built-in snubber
- 600V blocking voltage
- 4000V isolation voltage
- Operating temp.: -40°C to +100°C
- Turn-on/off time: 1/2 cycle

MOUSER STOCK NO.	Fig.	Output Voltage	Output Current Rating	Control Voltage	1 Cycle Surge Rating	Turn-Off Voltage	Price Each 1	10	25	50
518-1532	C	24-280 VAC	15	3 to 32 VDC	150 Amp	1 VDC	12.10	11.55	8.80	8.25
518-1514	C	24-280 VAC	15	90 to 140 VAC	150 Amp	20 VAC	15.40	14.70	11.20	10.50
518-1528	C	24-280 VAC	15	180 to 280 VAC	150 Amp	40 VAC	15.40	14.70	11.20	10.50

SAFETY COVER/HEAT SINKS

MOUSER STOCK NO.	Fig.	Description	Price Each 1	10	25	50
518-1400	- -	Safety cover for S505, SS, or RSDC Series relays	1.50	1.35	1.27	1.19
518-1421	D	Heat sink for 10 amp and 25 amp solid state relays (SSR's)	15.03	14.34	10.93	10.25
518-1415	E	Heat sink for 25 amp and 40 amp solid state relays (SSR's)	17.40	16.61	12.66	11.87
518-1410	F	Heat sink for 40 amp and 75 amp solid state relays (SSR's)	23.50	22.26	16.96	15.90

DIN RAIL MOUNT RELAYS

- Photo isolation
- Built-in snubber
- 600V blocking voltage
- 2500V isolation voltage

MOUSER STOCK NO.	Fig.	Output Voltage	Output Current Rating	Control Voltage	1 Cycle Surge Rating	Turn-Off Voltage	Price Each 1	10	25	50
518-2828	G	24-280 VAC	3 Amp	90-280 VAC	100 Amp	20 VAC	20.90	18.81	17.68	16.62
518-2832	G	24-280 VAC	3 Amp	3-32 VDC	100 Amp	1 VDC	18.90	17.01	15.99	15.03

A

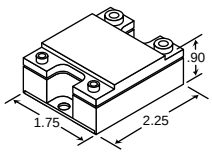

DIMENSIONS (IN.)

B

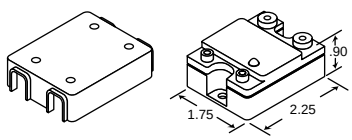

DIMENSIONS (IN.)

C

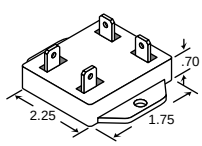

DIMENSIONS (IN.)

D

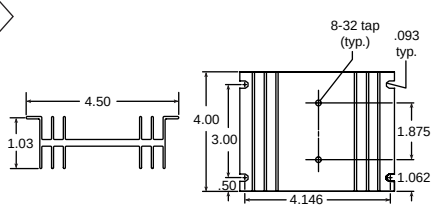

DIMENSIONS (IN.)

E

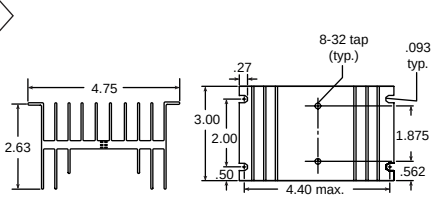

DIMENSIONS (IN.)

F

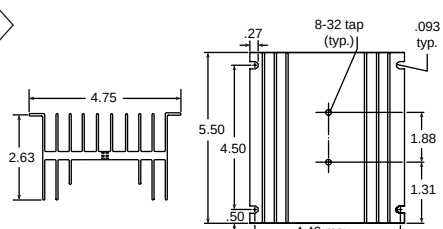

DIMENSIONS (IN.)

G

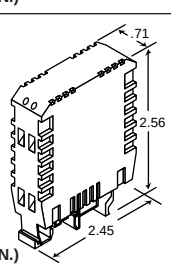

DIMENSIONS (IN.)

SINGLE PHASE DIN RAIL MOUNT RELAYS

- Photo isolation
- Zero voltage turn-on
- Built-in snubber
- LED indicator
- 1200V blocking voltage
- 4000V isolation voltage
- Turn-on/off time: 1/2 cycle
- Operating temp.: -40°C to +100°C

RSAA, RSDA-660-25 Series

MOUSER STOCK NO.	Fig.	Output Voltage	Output Current Rating	Control Voltage	1 Cycle Surge Rating	Turn-Off Voltage	Price Each 1	10	25	50
518-2225	A	48-660 VAC	25 Amp	90 to 280 VAC	250 Amp	20 VAC min.	41.80	37.62	35.36	Call
518-2025	A	48-660 VAC	25 Amp	4 to 28 VDC	250 Amp	1 VDC min.	39.80	35.82	33.67	For
518-2125	A	48-660 VAC	25 Amp	20 to 30 VDC	250 Amp	1 VDC min.	39.80	35.82	33.67	Quote

RSAA, RSDA-660-40 Series

MOUSER STOCK NO.	Fig.	Output Voltage	Output Current Rating	Control Voltage	1 Cycle Surge Rating	Turn-Off Voltage	Price Each 1	10	25	50
518-2240	B	48-660 VAC	40 Amp	90 to 280 VAC	250 Amp	20 VAC min.	53.50	48.15	45.26	Call
518-2040	B	48-660 VAC	40 Amp	4 to 28 VDC	250 Amp	1 VDC min.	49.50	44.55	41.88	For
518-2140	B	48-660 VAC	40 Amp	20 to 30 VDC	250 Amp	1 VDC min.	49.50	44.55	41.88	Quote

THREE PHASE DIN RAIL MOUNT RELAYS

- Photo isolation
- Zero voltage turn-on
- Built-in snubber
- LED indicator
- 1200V blocking voltage
- 4000V isolation voltage
- Turn-on/off time: 1/2 cycle
- Operating temp.: -40°C to +100°C

RSAA, RSDA-660-30 Series

MOUSER STOCK NO.	Fig.	Output Voltage	Output Current Rating	Control Voltage	1 Cycle Surge Rating	Turn-Off Voltage	Price Each 1	10	25	50
518-2530	C	48-660 VAC	30 Amp	90 to 280 VAC	650 Amp	20 VAC min.	103.43	93.09	87.50	Call
518-2330	C	48-660 VAC	30 Amp	4 to 28 VDC	650 Amp	1 VDC min.	99.23	89.31	83.95	For
518-2430	C	48-660 VAC	30 Amp	20 to 30 VDC	650 Amp	1 VDC min.	99.23	89.31	83.95	Quote

DC-AC 24-280 VAC PC MOUNT RELAY

- Zero voltage turn-on
- PC or socket mount
- 600V blocking voltage
- 4000V isolation voltage
- Turn-on voltage: 3VDC
- Turn-off voltage: 1VDC
- 1 cycle surge rating: 100 amp
- Turn-on/off time: 1/2 cycle
- Operating temp.: -40°C to +100°C

Similar to CRYDOM: MP120D3, MP240D3 series

MOUSER STOCK NO.	Fig.	Output Voltage (VAC)	Output Current Rating	Control Voltage	Type	Mounting	Price Each 1	10	25	50
518-1304	D	24-280	4 Amp	3 to 32 VDC	RP03-24/280-04A	Vertical	11.46	10.94	8.34	Call

DIN RAIL MOUNT MODULES

- Solid state reliability
- TTL compatible
- 2500V isolation
- Operating temperature: -30°C to +70°C

AC Input

MOUSER STOCK NO.	Fig.	Logic Circuit (Output) Logic VDC	Range VDC	Current	Field Circuit (Input) Range (V)	Current (max.)	Price Each 1	10	25	50
518-3005	E	5	4.5 to 6	100 mA	90 to 140 VAC/VDC	8 mA	17.68	15.91	14.96	Call For Quote
518-3015	E	15	12 to 18	100 mA	90 to 140 VAC/VDC	8 mA	17.68	15.91	14.96	
518-3024	E	24	20 to 30	100 mA	90 to 140 VAC/VDC	8 mA	17.68	15.91	14.96	
518-3006	E	5	4.5 to 6	100 mA	180 to 280 VAC/VDC	7 mA	17.68	15.91	14.96	
518-3016	E	15	12 to 18	100 mA	180 to 280 VAC/VDC	7 mA	17.68	15.91	14.96	
518-3025	E	24	20 to 30	100 mA	180 to 280 VAC/VDC	7 mA	17.68	15.91	14.96	

DC Input

MOUSER STOCK NO.	Fig.	Logic Circuit (Output) Logic VDC	Range VDC	Current	Field Circuit (Input) Range (V)	Current (max.)	Price Each 1	10	25	50
518-3105	E	5	4.5 to 6	100 mA	15 to 32 VAC or 10 to 32 VDC	30 mA	17.68	15.91	14.96	Call
518-3115	E	15	12 to 18	100 mA	15 to 32 VAC or 10 to 32 VDC	30 mA	17.68	15.91	14.96	For
518-3124	E	24	20 to 30	100 mA	15 to 32 VAC or 10 to 32 VDC	30 mA	17.68	15.91	14.96	Quote

AC Output

MOUSER STOCK NO.	Fig.	Logic Circuit (Output) Logic VDC	Range VDC	Current	Field Circuit (Input) Range (V)	Current (max.)	Price Each 1	10	25	50
518-3205	E	5	2.5 to 8	11 mA	12 to 140 VAC	3A 45°C	19.28	17.35	16.31	Call For Quote
518-3215	E	15	9 to 16	17 mA	12 to 140 VAC	3A 45°C	19.28	17.35	16.31	
518-3224	E	24	18 to 32	17 mA	12 to 140 VAC	3A 45°C	19.28	17.35	16.31	
518-3206	E	5	2.5 to 8	11 mA	24 to 280 VAC	2A 70°C	19.28	17.35	16.31	
518-3216	E	15	9 to 16	17 mA	24 to 280 VAC	2A 70°C	19.28	17.35	16.31	
518-3225	E	24	18 to 32	17 mA	24 to 280 VAC	2A 70°C	19.28	17.35	16.31	

DC Output

MOUSER STOCK NO.	Fig.	Logic Circuit (Output) Logic VDC	Range VDC	Current	Field Circuit (Input) Range (V)	Current (max.)	Price Each 1	10	25	50
518-3305	E	5	3.5 to 8	10 mA	5 to 60 VDC	3A 45°C	19.28	17.35	16.31	Call
518-3315	E	15	9 to 16	17 mA	5 to 60 VDC	3A 45°C	19.28	17.35	16.31	For
518-3324	E	24	18 to 32	17 mA	5 to 60 VDC	3A 45°C	19.28	17.35	16.31	Quote

A

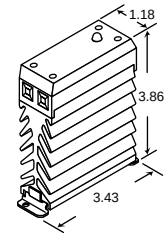

DIMENSIONS (IN.)

B

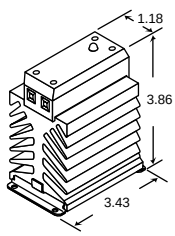

DIMENSIONS (IN.)

C

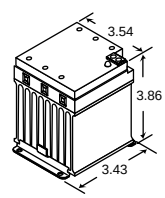

DIMENSIONS (IN.)

D

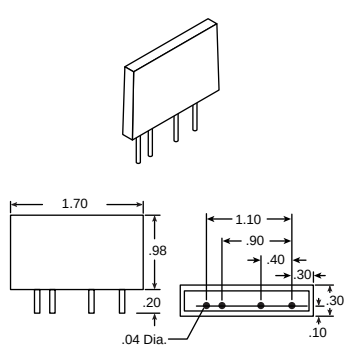

DIMENSIONS (IN.)

E

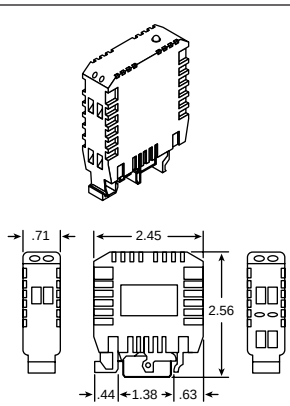

DIMENSIONS (IN.)

DIMENSIONS (IN.)

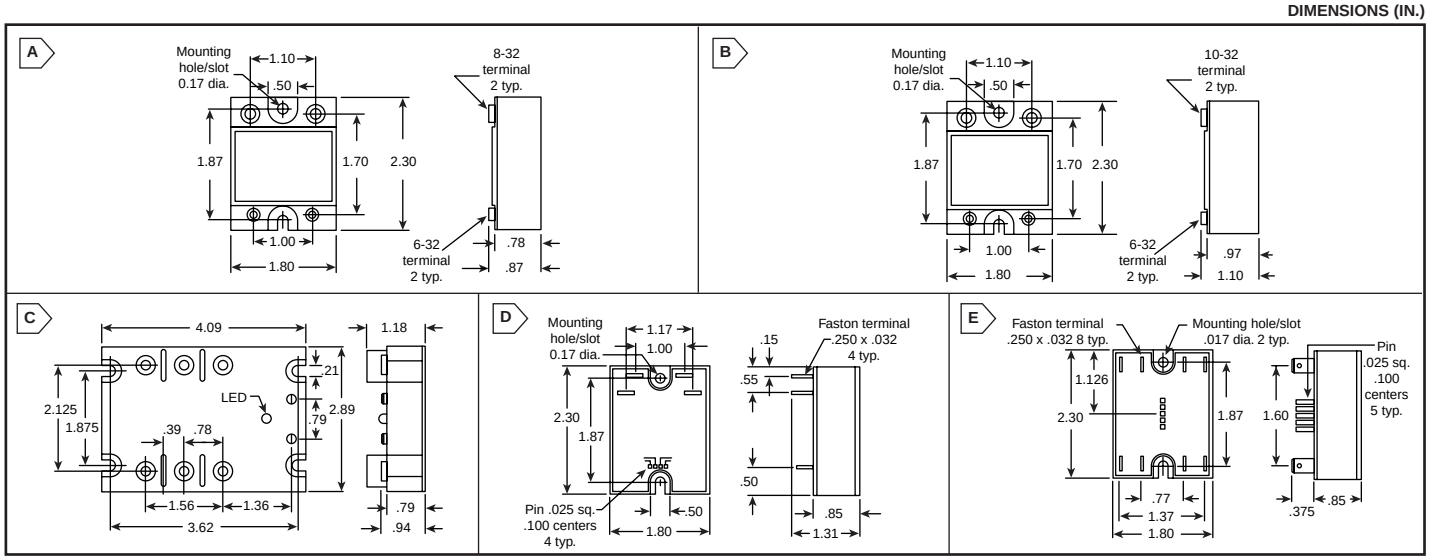

SERIES 1, 10-125A, 120/240VAC OUTPUT

Features:
- Zero voltage and random turn-on switching
- Panel mount

Specifications:
- Operating temp. range: -40°C to +80°C
- Isolation voltage: 4000 Vrms

LR81689 E116949

DC Control

Specifications:
- Control current @ 5VDC: 3.4mA
- Must release voltage: 1.0VDC

MOUSER STOCK NO.	Fig.	Line Voltage (VAC)	Load Current Range (Arms)	Control Voltage (VDC)	Price Each 1	10	25	50
558-D2410	A	24-280	.04-10	3-32	28.48	27.38	25.82	Call For Quote
558-D2425	A	24-280	.04-25	3-32	28.77	27.66	26.08	
✲ 558-D2425-10	A	24-280	.04-25	3-32	31.27	30.16	28.58	
558-D2440	A	24-280	.04-40	3-32	32.53	31.28	29.50	
558-D2450	A	24-280	.04-50	3-32	33.60	32.30	30.46	
✲ 558-D2450-10	A	24-280	.04-50	3-32	36.10	34.80	32.96	
558-D2475	B	24-280	.04-75	3-32	53.68	51.61	48.66	

✲ Non-zero cross, phase controllable

AC Control

Specifications:
- Control current @ 120VAC: 2.0mA
- Must release voltage: 10.0VAC

558-A2410	A	24-280	.04-10	90-280	30.12	28.96	27.31	Call For Quote
558-A2425	A	24-280	.04-25	90-280	30.70	29.52	27.83	
✲ 558-A2425-10	A	24-280	.04-25	90-280	33.20	32.02	30.33	
558-A2440	A	24-280	.04-40	90-280	33.89	32.58	30.72	
558-A2450	A	24-280	.04-50	90-280	34.76	33.42	31.51	
558-A2475	B	24-280	.04-75	90-280	55.99	53.84	50.76	

✲ Non-zero cross, phase controllable

SERIES CT, 10-25A, 120/240VAC OUTPUT

Features:
- Cost effective
- Triac output

Specifications:
- Operating temp. range: -40°C to +80°C
- Isolation voltage: 4000 Vrms

DC Control Models

Specifications:
- Control current @ 5VDC: 7mA
- Must release voltage: 1.0VDC

558-CTD2410	A	24-280	.25-10	4-28	19.50	18.75	17.68	Call
558-CTD2425	A	24-280	.25-25	4-28	20.27	19.49	18.38	

AC Control Models

Specifications:
- Control current @ 120VAC: 8mA
- Must release voltage: 10.0VDC

558-CTA2410	A	24-280	.25-10	90-140	22.76	21.88	20.63	Call
558-CTA2425	A	24-280	.25-25	90-140	23.68	22.77	21.46	

SERIES 1-DC 7-40A, DC OUTPUT 100-400 VDC

† E116949

Features:
- MOSFET output
- Low on-state resistance
- Paralleling capability for higher currents

Specifications:
- Control current @ 5VDC: 1.6mA
- Must release voltage: 1.0VDC
- Operating temp. range: -30°C to +80°C
- Isolation voltage: 2500 Vrms

MOUSER STOCK NO.	Fig.	Line Voltage (VDC)	Load Current Range (Adc)	Control Voltage (VDC)	Price Each 1	10	25	50
† 558-D1D07	A	0-100	0-7	3.5-32	43.05	38.73	37.23	Call For Quote
† 558-D1D12	A	0-100	0-12	3.5-32	47.59	42.85	41.10	
† 558-D1D20	A	0-100	0-20	3.5-32	51.71	46.56	44.65	
† 558-D1D40	A	0-100	0-40	3.5-32	64.79	58.30	55.93	
558-D2D07	A	0-200	0-7	3.5-32	47.50	45.67	43.06	
558-D2D12	A	0-200	0-12	3.5-32	57.37	51.65	49.54	
558-D4D07	A	0-400	0-7	3.5-32	55.80	53.66	50.59	

SERIES HA/HD, 25-90A, 480VAC OUTPUT

Features:
- Zero voltage switching
- Panel mount
- 1200 volt blocking

Specifications:
- Operating temp. range: -40°C to +80°C
- Isolation voltage: 4000 Vrms

LR81689 E116949

DC Control

Specifications:
- Control current @ 5VDC: 2.0mA
- Must release voltage: 1.0VDC

MOUSER STOCK NO.	Fig.	Line Voltage (VAC)	Load Current Range (Arms)	Control Voltage (VDC)	Price Each 1	10	25	50
558-HD4825	A	48-530	.04-25	3-32	36.69	35.27	33.26	Call For Quote
558-HD4850	A	48-530	.04-50	3-32	40.74	39.17	36.94	
558-HD4875	B	48-530	.04-75	3-32	65.07	62.57	58.99	
558-HD4890	B	48-530	.04-90	3-32	69.11	62.76	59.69	

AC Control

Specifications:
- Control current @ 120VAC: 2.0mA
- Must release voltage: 10.0VAC

558-HA4825	A	48-530	.04-25	90-280	41.90	40.29	37.99	Call For Quote
558-HA4850	A	48-530	.04-50	90-280	47.88	46.04	43.41	
558-HA4875	B	48-530	.04-75	90-280	66.23	63.68	60.04	

SERIES 53TP, 25-50A, 3 PHASE

Features:
- SCR output
- LED status indicator

Specifications:
- Operating temp. range: -40°C to +80°C
- Isolation voltage: 4000 Vrms

E116949

DC Input Models

Specifications:
- Control current @ 5VDC: 10mA
- Must release voltage: 1.0VDC

MOUSER STOCK NO.	Fig.	Line Voltage (VAC)	Load Current Range (Arms)	Control Voltage (VDC)	Price Each 1	10	25	50
558-D53TP25D	C	48-530	.05-25	3-32	112.48	108.15	101.97	Call
558-D53TP50D	C	48-530	.05-50	3-32	123.09	118.36	111.59	

AC Input Models

Specifications:
- Control current @ 120VDC: 10mA
- Must release voltage: 10.0VAC

558-A53TP25D	C	48-530	.05-25	90-280	117.30	112.79	106.34	Call
558-A53TP50D	C	48-530	.05-50	90-280	127.92	123.00	115.97	

DUAL RELAYS AND QUAD RELAYS

LR81689 E116949

Features:
- Industry standard package
- Zero voltage switching

Specifications:
- Operating temp. range: -40°C to +80°C
- Isolation voltage: 4000 Vrms (dual) 2500Vrms (quad)
- Control current @ 5VDC: 15mA
- Must release voltage: 1.0VDC

Dual

MOUSER STOCK NO.	Fig.	Line Voltage (VAC)	Load Current Range (Arms)	Control Voltage (VDC)	Price Each 1	10	25	50
558-D2425D	D	24-280	.15-25	4-15	51.75	49.76	46.91	Call
558-D2440D	D	24-280	.15-40	4-15	58.60	56.35	53.13	

Quad
- UL recognized only

558-TD2420Q	E	24-280	.15-20	4-15	81.67	78.53	74.05	Call

DIMENSIONS (IN.)

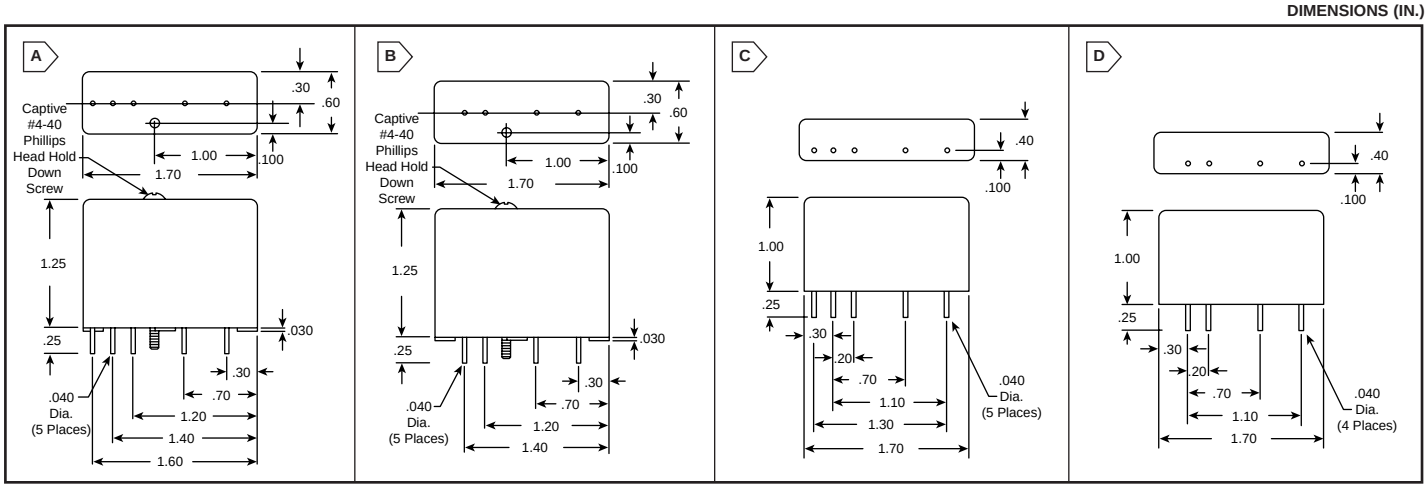

SERIES IAC/IDC, OAC/ODC, SOLID STATE OPTO-ISOLATED I/O MODULES

System Voltage 5VDC, Standard Pack

MOUSER STOCK NO.	Fig.	Voltage Type	Color	Input Specifications		Output Specifications			Price Each			
				Voltage Range	Typical Current (max.)	Load Current Over Load Voltage Range	Maximum Turn-on and Turn-off time	Switching Type	1	10	25	50
558-IAC5	A	AC or DC input	Yellow	90-140VAC	8mA	.1-100mA @ .4-30VDC	20ms	Random	**9.81**	**9.20**	**8.89**	**8.58**
558-IAC5A	A	AC or DC input	Yellow	180-280VAC	5.5mA	.1-100mA @ .4-30VDC	20ms	Random	**10.30**	**9.66**	**9.34**	**9.02**
558-IDC5	A	DC input	White	10-36VDC	10mA	.1-100mA @ .4-30VDC	5ms	Random	**9.81**	**9.20**	**8.89**	**8.58**
558-OAC5	B	AC output	Black	3-6VDC	22mA	.02-3A @ 12-140VAC	1/2 cycle	Zero	**9.81**	**9.20**	**8.89**	**8.58**
558-OAC5A	B	AC output	Black	3-6VDC	22mA	.02-3A @ 24-280VAC	1/2 cycle	Zero	**10.30**	**9.66**	**9.34**	**9.02**
558-ODC5	B	DC output	Red	3-6VDC	18mA	.02-3A @ 5-60VDC	0.3ms	Random	**9.81**	**9.20**	**8.89**	**8.58**

System Voltage 5VDC, Mini-Pack

MOUSER STOCK NO.	Fig.	Voltage Type	Color	Input Specifications		Output Specifications			Price Each			
				Voltage Range	Typical Current (max.)	Load Current Over Load Voltage Range	Maximum Turn-on and Turn-off time	Switching Type	1	10	25	50
558-MIAC5	C	AC or DC input	Yellow	90-140VAC	8mA	.1-100mA @ .4-30VDC	20ms	Random	**9.81**	**9.20**	**8.89**	**8.58**
558-MIAC5A	C	AC or DC input	Yellow	180-280VAC	5.5mA	.1-100mA @ .4-30VDC	20ms	Random	**10.30**	**9.66**	**9.34**	**9.02**
558-MIDC5	C	DC input	White	10-36VDC	10mA	.1-100mA @ .4-30VDC	5ms	Random	**9.81**	**9.20**	**8.89**	**8.58**
558-MIDC5B	C	DC input	White	3-32VDC	15mA	.1-100mA @ .4-30VDC	1ms	Random	**13.93**	**13.05**	**12.62**	**12.18**
558-MOAC5	D	AC output	Black	3-6VDC	22mA	.02-3A @ 12-140VAC	1/2 cycle	Zero	**9.81**	**9.20**	**8.89**	**8.58**
558-MOAC5A	D	AC output	Black	3-6VDC	22mA	.02-3A @ 24-280VAC	1/2 cycle	Zero	**10.30**	**9.66**	**9.34**	**9.02**
558-MODC5	D	DC output	Red	3-6VDC	18mA	.02-3A @ 5-60VDC	0.3ms	Random	**9.81**	**9.20**	**8.89**	**8.58**
558-MODC5A	D	DC output	Red	3-6VDC	18mA	.02-1A @ 10-200VDC	0.5ms	Random	**15.16**	**14.22**	**13.75**	**13.27**

System Voltage 24VDC, Mini-Pack

MOUSER STOCK NO.	Fig.	Voltage Type	Color	Input Specifications		Output Specifications			Price Each			
				Voltage Range	Typical Current (max.)	Load Current Over Load Voltage Range	Maximum Turn-on and Turn-off time	Switching Type	1	10	25	50
558-MIAC24	C	AC or DC input	Yellow	90-140VAC	8mA	.1-100mA @ .4-30VDC	20ms	Random	**9.81**	**9.20**	**8.89**	**8.58**
558-MIAC24A	C	AC or DC input	Yellow	180-280VAC	5.5mA	.1-100mA @ .4-30VDC	20ms	Random	**10.30**	**9.66**	**9.34**	**9.02**
558-MIDC24	C	DC input	White	10-36VDC	10mA	.1-100mA @ .4-30VDC	5ms	Random	**9.81**	**9.20**	**8.89**	**8.58**
558-MIDC24B	C	DC input	White	3-32VDC	15mA	.1-100mA @ .4-30VDC	1ms	Random	**16.13**	**15.12**	**14.62**	**14.11**
558-MOAC24	D	AC output	Black	18-28VDC	18mA	.02-3A @ 12-140VAC	1/2 cycle	Zero	**9.81**	**9.20**	**8.89**	**8.58**
558-MOAC24A	D	AC output	Black	18-28VDC	18mA	.02-3A @ 24-280VAC	1/2 cycle	Zero	**9.81**	**9.20**	**8.89**	**8.58**
558-MODC24	D	DC output	Red	18-28VDC	12mA	.02-3A @ 5-60VDC	0.3ms	Random	**9.81**	**9.20**	**8.89**	**8.58**
558-MODC24A	D	DC output	Red	18-28VDC	12mA	.02-1A @ 10-200VDC	0.5ms	Random	**15.17**	**14.22**	**13.75**	**13.27**

HEATSINKS

MOUSER STOCK NO.	Usage Rating	Price Each			
		1	10	25	50
558-HS-2	Up to 25A	**16.70**	**16.06**	**15.14**	**14.22**
558-HE-54	Up to 50A	**24.62**	**23.67**	**22.32**	**20.97**
558-HE-90	Up to 90A	**69.22**	**66.56**	**62.75**	**58.95**

Crydom heatsinks offer excellent thermal management and are perfectly matched to the load current rating of a variety of Crydom relays.

PROTECTIVE COVERS

Protective covers are made of high impact resistant plastic for added protection of Series 1 type panel mount solid state relays.

MOUSER STOCK NO.	Cover for Series	Price Each			
		1	10	25	50
558-KS-100	1 type packages	**2.24**	**2.10**	**2.03**	**1.96**
558-KS-300	53TP, 3 phase SSRs	**3.63**	**3.41**	**3.29**	**3.18**

SERIES PB I/O MODULES MOUNTING BOARDS

MOUSER STOCK NO.	Price Each			
	1	10	25	50
558-PB-4	**30.50**	**28.59**	**27.64**	**26.68**

These mounting boards accept standard I/O modules in any combination of input or output types. Modules are easily and quickly inserted without disturbing field wiring. Features include; LED status indicator, plug-in 5 amp fuse and 3.3KΩ pull-up resistor for each module. Module positions, input/output channels: 4.

SOLID STATE RELAY HANDBOOK

A comprehensive and informative book written by Anthony BIshop.

MOUSER STOCK NO.	Price Each			
	1	10	25	50
558-HDBK-899	**19.21**	**18.47**	**17.42**	**16.36**

KOBITONE™ AUDIO COMPANY Microphone Elements and Earphones

OMNI-DIRECTIONAL ELECTRET CONDENSER MICROPHONE ELEMENTS

- Omni- directional
- Less than 1mA current drain
- More than 40dB signal-to-noise ratio
- Operates from 2 to 10VDC
- Solid aluminum housings

For quantities greater than listed, call for quote.

MOUSER STOCK NO.	Fig.	Circuit Diagram	Frequency Response (Hz)	Sensi-tivity (dB)	Lead Length (L)	Dimensions (In)		Price Each			
						Dia.	Ht.	1	10	100	500
25LM040	A	AA	50 - 13K	-64	.24	.39	.35	1.67	1.27	1.17	1.09
25LM041	B	AA	50 - 10K	-64	5.9	.39	.22	3.39	2.82	2.57	2.33
25LM042	C	AA	50 - 10K	-64	5.9	.26	.22	4.17	3.50	3.16	2.88
25LM043	D	AA	20 - 12K	-64	- - -	.39	.27	1.32	1.07	.97	.88
25LM045	B	AA	20 - 12K	-64	5.9	.39	.27	2.29	1.78	1.61	1.46
25LM046	D	AA	50 - 15K	-65	- - -	.197	.098	7.33	6.11	5.56	5.05
25LM044	B	BB	50 - 10K	-64	11.75	.39	.29	3.79	3.16	2.87	2.61
25LM047	D	BB	50 - 10K	-64	- - -	.39	.29	3.73	3.11	2.82	2.57
25LM048	A	BB	50 - 10K	-64	.98	.39	.29	4.00	3.22	2.93	2.66
25LM051	B	BB	50 - 10K	-64	5.9	.39	.29	3.79	3.16	2.87	2.61
252LM041	D	AA	50 - 8K	-64	- - -	.39	.22	3.39	2.82	2.57	2.33
252LM042	D	AA	50 - 10K	-64	- - -	.255	.22	4.17	3.50	3.16	2.88
252LM049	A	AA	20 - 12K	-64	.40	.39	.27	1.89	1.55	1.40	1.26

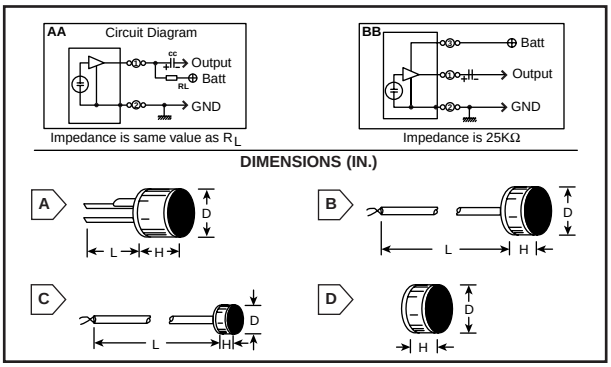

CRYSTAL AND CERAMIC MICROPHONE ELEMENTS

A wide variety of precision made aluminum high impedance cartridges can be used in a variety of OEM applications.

For quantities greater than listed, call for quote.

MOUSER STOCK NO.	Fig.	Type Element	Frequency Response (Hz)	Imped-ance (Ω)	Sensi-tivity (dB)	Dimensions (In)		Price Each			
						Dia.	Ht.	1	10	100	500
25LM021	A	Ceramic	100-7K	7K	-70	.85 x .59	.34	4.51	3.76	3.41	3.11
25LM022	B	Crystal	50-8K	25K	-55	1.38	.46	4.14	3.45	3.13	2.85
25LM023	C	Ceramic	30-15K	8K	-60	1.0	.39	4.31	3.59	3.26	2.97
25LM024	D	Crystal	50-8K	9K	-55	2.0	.65	4.90	4.08	3.71	3.38
25LM025	D	Crystal	30-15K	12K	-55	1.0	.42	4.51	3.76	3.42	3.11
25LM030	E	Ceramic	100-7K	7K	-70	.85 x .59	.34	4.14	3.45	3.13	2.85
25LM036	F	Ceramic	30-15K	8K	-60	1.0	.39	4.60	3.83	3.48	3.16
25LM037	G	Ceramic	30-15K	8K	-60	1.0	.39	4.60	3.83	3.48	3.16

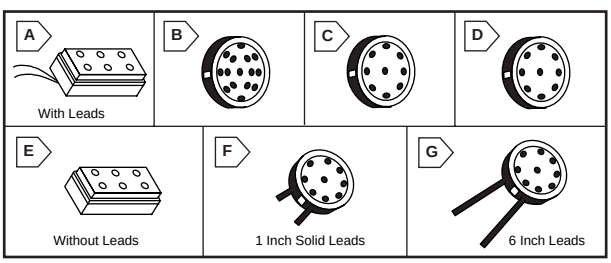

DYNAMIC MICROPHONE ELEMENTS

- Can be used for a variety of OEM applications
- Can be used as replacement cartridges
- Low impedance

MOUSER STOCK NO.	Fig.	Magnet Type	Frequency Response (Hz)	Imped-ance (Ω)	Sensi-tivity (dB)	Dimensions (In)		Price Each			
						Dia.	Ht.	1	10	100	500
25LM026	A	Alnico	60-12K	500	-68	1.1	.51	5.10	4.31	3.92	Call
25LM032	B	Ferrite	100-20K	500	-97	1.2	.41	4.22	3.52	3.20	For
25LM035	B	Ferrite	150-12K	32	-80	1.1	.35	4.38	3.65	3.32	Quote

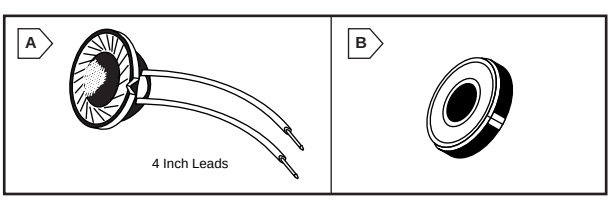

ULTRASONIC TRANSDUCERS

- Center frequency: 40KHz ± 1.0KHz

For quantities greater than listed, call for quote.

MOUSER STOCK NO.	Fig.	Description	SPL Min. (dB)	Sensitivity Min. (dB)	Bandwidth (KHz)	Max. Input Voltage	Dimensions (In.)					Price Each			
							A	B	C	D	E	1	10	50	100
251-1603	A	Pulse Transit	105	-53	2	20	.51	.64	.48	.39	.39	5.89	4.95	4.39	3.99

- Center frequency: 40KHz ± 1.0KHz

For quantities greater than listed, call for quote.

MOUSER STOCK NO.	Fig.	Description	SPL Min. (dB)	Sensitivity Min. (dB)	Bandwidth (KHz)	Max. Input Power	Dimensions (In.)					Price Each			
							A	B	C	D	E	1	10	50	100
255-400SR12	A	Receiver	- - -	-67	2	0.2W	.39	.50	.39	.39	.33	5.80	4.87	4.32	3.93
255-400ST12	A	Transmitter	115	- - -	2	0.2W	.39	.50	.39	.39	.33	5.80	4.87	4.32	3.93
255-400SR16	A	Receiver	- - -	-65	2.5	0.2W	.47	.64	.47	.39	.39	4.90	4.08	3.55	2.96
255-400ST16	A	Transmitter	119	- - -	2	0.2W	.47	.64	.47	.39	.39	4.90	4.08	3.55	2.96
255-400ER18	B	Receiver	- - -	-70	1.5	0.2W	.45	.71	.53	.69	- - -	9.66	8.11	7.19	6.54
255-400ET18	B	Transmitter	115	- - -	1.5	0.2W	.45	.71	.53	.69	- - -	9.66	8.11	7.19	6.54

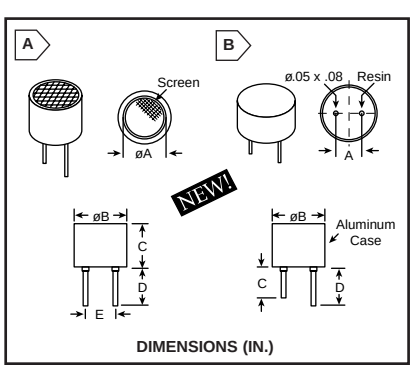

EARPHONES

✻ Earphones not for use with Replacement Ear Support

MOUSER STOCK NO.	Fig.	Type	Impedance (Ω)	Plug	Cord Length (Ft)	Color	Price Each			
							1	10	100	500
25CR025	A	Ceramic	20M min.	2.5mm	3	Tan	2.03	1.69	1.54	1.40
25CR035	A	Ceramic	20M min.	3.5mm	3	Tan	2.03	1.69	1.54	1.40
25CR060	A	Ceramic	20M min.	Tinned	3	Tan	1.85	1.54	1.39	1.27
25DE024	B	Dynamic	8±20%	2.5mm	6	Gray	1.40	1.09	.99	.90
✻ 25DE025	C	Dynamic	8±20%	2.5mm	3	White	.80	.67	.61	.55
✻ 25DE026	C	Dynamic	8±20%	2.5mm	6	White	1.03	.83	.76	.69
✻ 25DE027	C	Dynamic	8±20%	2.5mm	3	Black	.80	.67	.61	.55
25DE128	D	Dynamic	15±20%	2.5mm	6	Flesh	1.48	1.23	1.11	1.01
25DE034	B	Dynamic	8±20%	3.5mm	6	Gray	1.30	1.08	.99	.90
25DE035	B	Dynamic	8±20%	3.5mm	3	Gray	1.21	1.01	.92	.84
25DE136	D	Dynamic	8±20%	3.5mm	3	Flesh	1.27	1.06	.96	.88
25DE138	D	Dynamic	15±20%	3.5mm	6	Flesh	1.63	1.36	1.24	1.13
25DE139	D	Dynamic	1K±20%	3.5mm	3	Flesh	1.63	1.36	1.24	1.13

Replacement Ear Support

MOUSER STOCK NO.	Fig.	Description	Price Each			
			1	10	100	500
25DE001	E	White ear support	.11	.09	.06	.05
25DE002	E	Flesh ear support	.11	.09	.06	.05

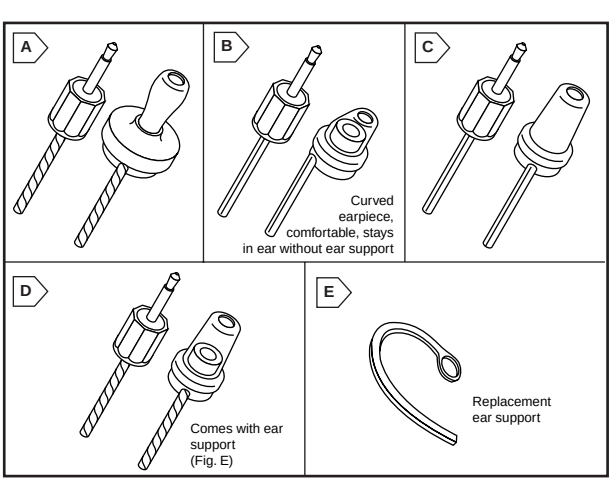

KOBITONE™ AUDIO COMPANY Speakers and Speaker Accessories

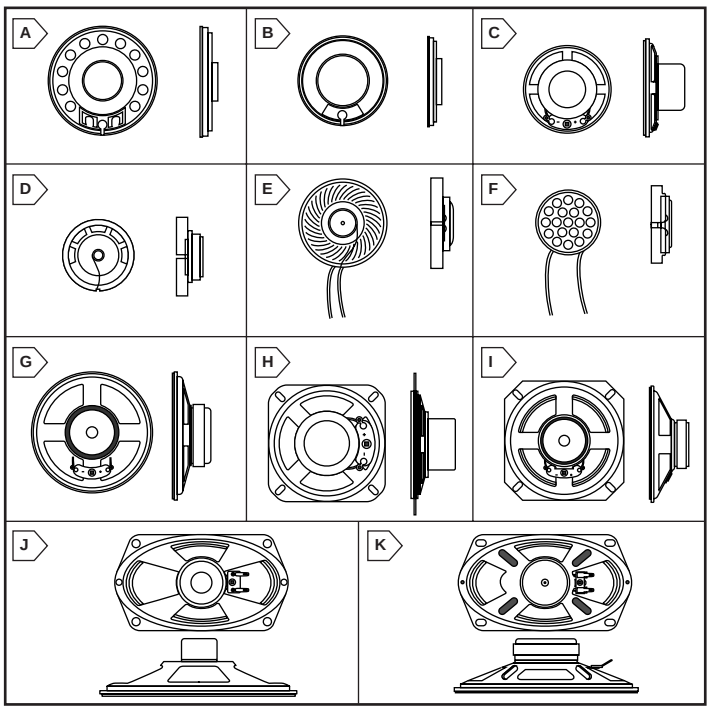

Features:
- High quality speakers
- Pre-tinned speaker lugs

ROUND SPEAKERS

MOUSER STOCK NO.	Fig.	Size (In.)	Depth (In.)	Imp. (Ω)	Peak Power (W)	Frequency Response (Hz)	Magnet Type	Price Each 1	10	100
Standard Performance Speakers										
253-2015	C	1.57	.64	8	0.2	700-5K	Alnico	2.35	1.95	1.78
253-2115	C	1.57	.64	100	0.2	700-5K	Alnico	2.62	2.18	1.98
253-2020	C	2.0	.73	8	0.2	500-5K	Alnico	2.26	1.89	1.72
253-2121	C	2.0	.74	100	0.2	500-5K	Alnico	2.45	2.05	1.86
253-4020	G	2.0	.67	8	0.2	500-5K	Ferrite	1.87	1.57	1.42
253-2022	C	2.24	.79	8	0.3	400-4.5K	Alnico	2.34	1.95	1.85
253-2025	C	2.6	.85	8	0.5	330-5K	Alnico	2.44	2.04	1.85
253-2030	C	3.0	.94	8	0.5	280-5K	Alnico	2.39	1.99	1.72
Top Quality Communications Speakers										
25SP015	C	1.5	.65	8	0.1	800-5K	Alnico	3.17	2.64	2.40
25SP007	C	1.5	.65	100	0.15	800-5K	Alnico	3.54	2.95	2.68
25SP009	C	1.75	.64	8	0.1	800-5K	Alnico	3.15	2.63	2.39
25SP002	C	2.0	.77	8	0.2	500-5K	Alnico	3.06	2.55	2.32
25SP008	C	2.0	.73	100	0.2	800-5K	Alnico	3.31	2.77	2.51
25SP024	C	2.24	.82	8	0.2	500-5K	Alnico	3.16	2.63	2.18
25SP029	C	2.24	.87	100	0.5	450-4K	Alnico	3.41	2.84	2.52
25SP025	C	2.6	.82	8	0.3	400-10K	Alnico	3.30	2.75	2.28
25RF122	G	2.6	.80	8	0.3	450-4K	Ferrite	2.39	1.99	1.81
25RF123	G	2.75	.83	8	0.5	450-4K	Ferrite	2.90	2.42	2.20
25SP027	C	2.75	.88	8	0.5	450-4K	Alnico	3.14	2.61	2.38
25SP005	C	2.75	.88	40	0.5	450-4K	Alnico	3.67	3.06	2.78
25SP013	C	3.0	.97	8	0.5	250-10K	Alnico	3.70	3.09	2.81
25SP017	C	3.0	.88	40	0.5	450-4K	Alnico	3.75	3.12	2.84

SQUARE SPEAKERS

Standard Performance Speakers										
253-2120	H	2.0	.77	8	0.2	450-4.5K	Alnico	2.23	1.86	1.71
253-2032	H	3.0	1.06	40	0.8	220-15K	Alnico	2.34	2.12	1.83
253-2130	H	3.0	1.08	8	0.8	220-15K	Alnico	2.58	2.26	2.01
253-4130	I	3.0	1.02	8	0.8	200-15K	Ferrite	1.91	1.65	1.51
253-2040	H	4.0	1.36	8	1.5	150-12K	Alnico	3.30	2.81	2.56
253-2041	H	4.0	1.50	8	2.0	160-12K	Alnico	4.73	3.95	3.59
Top Quality Communications Speakers										
25SP016	H	1.57	.62	8	0.1	450-5K	Alnico	3.12	2.60	2.37
25SP003	H	2.0	.75	8	0.2	450-5K	Alnico	3.08	2.57	2.33
25SP023	H	2.0	.75	100	0.2	450-5K	Alnico	3.58	2.98	2.52
25SP104	H	2.24	.75	8	0.2	400-4.5K	Alnico	3.33	2.77	2.52
25SP105	H	2.6	.87	8	0.2	350-4.5K	Alnico	3.16	2.63	2.39
25SP030	H	3.0	1.16	8	0.5	250-5K	Alnico	3.49	3.05	2.72
25SF236	I	3.62	1.06	8	1.0	250-5K	Ferrite	3.26	2.71	2.46
25SP035	H	3.5	1.19	8	0.8	250-5K	Alnico	4.11	3.42	3.11
25SP041	H	4.0	1.55	8	1.0	200-10K	Alnico	7.51	6.26	5.64
25SF237	I	4.0	1.30	8	1.0	180-10K	Ferrite	3.77	3.44	3.12

MYLAR SPEAKERS

MOUSER STOCK NO.	Fig.	Size (In.)	Depth (In.)	Imp. (Ω)	Peak Power (W)	Frequency Response (Hz)	Magnet Type	Price Each 1	10	100
253-5008	A	.8	.13	8	0.1	550-7K	ND	2.75	2.28	2.07
253-5009	A	.9	.21	8	0.1	700-7K	ND	2.85	2.37	2.15
253-5011	B	1.1	.21	8	0.1	550-10K	ND	2.85	2.37	2.15
253-5014	B	1.42	.18	8	0.2	450-6K	ND	3.15	2.62	2.38
253-5015	B	1.57	.26	8	0.1	400-12K	ND	3.19	2.66	2.42
253-3015	C	1.57	.64	8	0.1	800-4.5K	Alnico	2.68	2.37	2.20
253-3020	C	2.0	.73	8	0.2	500-4.5K	Alnico	3.44	2.87	2.61

PLASTIC FRAME MYLAR SPEAKERS

25RF006	D	1.06	.35	8	0.2	500-5K	Ferrite	2.85	2.38	2.16
25SP222	E	1.57	.32	32	.04	150-18K	Alnico	5.14	4.28	3.89
25SP224	E	1.57	.39	32	.04	180-18K	Ferrite	3.25	2.71	2.46
25SP223	F	1.06	.27	32	.04	40-18K	Alnico	5.23	4.36	3.96
25SP500	E	1.57	.32	600	.04	20-20K	Alnico	5.14	4.28	3.89

OVAL SPEAKERS

25SP101	J	3x5	1.42	8	1.0	230-10K	Alnico	6.90	5.75	5.23
253-4350	K	3x5	1.42	8	2.0	450-5K	Ferrite	4.82	4.02	3.66
253-4350-15	K	3x5	1.42	15	2.0	450-5K	Ferrite	4.82	4.02	3.66

EXTERNAL PAGING SPEAKER

- Weatherized for outdoor use
- Great for automobile sound or public address



MOUSER STOCK NO.	Size (In)	Imp. (Ω)	Frequency Response (Hz)	Watts (RMS)	Price Each 1	10
25AE211	5 x 5	8	400-7000	10	14.30	12.36
556-WP12	5 x 8	8	350-13000	15	26.00	23.75

COMPRESSION TERMINAL BLOCKS

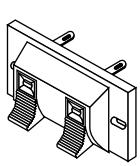

Quick connect terminals. Ideal for speaker systems and other audio or low voltage applications. These terminal blocks firmly grasp stripped wire. Color coded (black and red)

MOUSER STOCK NO.	Position	Price Each 1	10	100	500
15CT200	2	.95	.73	.66	Call
151-0400	4	1.46	1.22	1.12	

SPEAKER MOUNTING CLIP

For panel mounting of speakers. Slotted mounting hole accepts a #4 screw (not included).

DIMENSIONS (IN.)

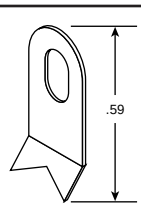

MOUSER STOCK NO.	Price Each 1	100	1000	10000
48SC004	.12	.038	.033	Call

COMPRESSION TERMINAL

Features:
- PCB mount
- Contacts: tin plated
- ABS plastic

Printed circuit terminals. Ideal for speaker systems and other audio or low voltage applications. These terminal blocks firmly grasp stripped wire. Buttons are color coded black and red.

MOUSER STOCK NO.	Price Each 1	10	100	500
151-0300	.64	.49	.45	Call

DELTRON REAR SPEAKER COUPLING

This 4mm gold plated plug accepts cable up to 7.5mm in diameter and is ideally suited for rear termination of speakers with cabinets up to 20mm thick. The speaker connection can be terminated in two ways, through a 4mm hole in the knurled screw or, through the main hole, in each case, clamping it with the knurled screw.

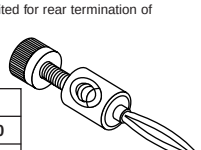

MOUSER STOCK NO.	Color	Price Each 1	10	100	500
174-5761	Black band	4.95	4.49	4.08	Call
174-5765	Red band	4.95	4.49	4.08	

AUDIO LINE MATCHING TRANSFORMERS

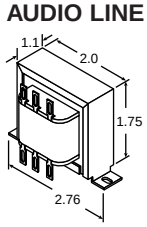

DIMENSIONS (IN.)

- Matches 4 or 8 Ω to 70 volt line
- 100Hz to 10KHz response
- Solder lug terminals
- Constant voltage line-to-voice coil

For quantities greater than listed, call for quote.

MOUSER STOCK NO.	Description	Price Each 1	10	100
42KB001	.625, 1.25, 2.5, 5, and 10W taps	8.38	7.20	6.55

Sonalert® Audible Signal Devices

INTERMITTENT TONES

MOUSER STOCK NO.	Fig.	Mounting Method	Frequency ±500 (Hz)	Operating Voltage • AC/DC Non-Polar All others DC only		Sound Pressure dB (A) @ 2 ft.		Typical Operating Current (mA)		Price Each		
				Min.	Max.	@ V Min.	@ V Max.	@ Min. V	@Max. V	1	25	50
Fast Pulse												
539-SNP616P	A	Snap in Panel	2900	6	16	65	75	1	5	19.85	18.26	16.67
539-SBM616P	C	Printed Board	2900	6	16	68	78	1	4	18.03	16.58	15.14
539-SC616NP	B	Panel	2900	6	16	80	95	4	16	24.13	22.20	20.27
539-SC628AP	D	Panel	2900	• 6	• 28	68	80	4	16	37.08	34.11	31.14
* 539-SC628ANP	D	Panel	2900	• 6	• 28	80	95	8	28	39.05	35.93	32.80
539-SC628P	D	Panel	2900	6	28	68	80	6	22	23.83	21.92	20.01
539-SC110NP	D	Panel	2900	• 30	• 120	80	95	8	28	39.45	36.29	33.14
* 539-SC110HP	D	Panel	4500	• 30	• 120	68	80	4	16	43.85	40.34	36.83
539-SC110P	D	Panel	2900	• 30	• 120	68	80	6	21	38.53	35.44	32.36
539-SC250P	D	Panel	2900	• 60	• 250	68	78	4	16	37.08	34.11	31.14
Slow Pulse												
539-SNP616J	A	Snap in Panel	2900	6	16	65	75	1	5	19.85	18.26	16.67
539-SC616NJ	B	Panel	2900	6	16	80	95	4	16	24.13	22.20	20.27
539-SBM616J	C	Printed Board	2900	6	16	68	78	1	4	18.03	16.58	15.14
539-SC628J	D	Panel	2900	6	28	68	80	6	22	23.83	21.92	20.01
539-SC628AJ	D	Panel	2900	• 6	• 28	68	80	4	16	37.08	34.11	31.14
539-SC110NJ	D	Panel	2900	• 30	• 120	80	95	8	28	39.45	36.29	33.14
539-SC110J	D	Panel	2900	• 30	• 120	68	80	6	21	38.53	35.44	32.36
Short Pulse												
539-SC628K	D	Panel	2900	6	28	68	80	3	14	23.83	21.92	20.01
539-SC110K	D	Panel	2900	• 30	• 120	68	80	6	22	40.50	37.26	34.02
Dual Mode												
539-SC616PU	D	Panel	2900	6	16	68	78	3	12	24.13	22.20	20.27
539-SC616PU-1	D	Panel	2900	6	16	68	80	3	12	25.00	23.00	21.00
539-SC616NPU	D	Panel	2900	6	16	80	90	4	16	32.43	29.83	27.24
539-SBM616PU	C	Printed Board	2900	6	16	68	78	3	12	21.63	19.90	18.17
Chime Tone												
539-SC616CP	D	Panel	2900	6	16	68	78	3	8	30.38	27.95	25.52
Chirp												
539-SC616Q	B	Panel	2900	6	16	68	78	1	4	24.13	22.20	20.27
539-SC110Q	B	Panel	2900	30AC	120AC	68	80	6	22	21.63	19.90	18.17

CONTINUOUS TONES

539-SNP2	A	Snap in Panel	2900	1	5	55	68	2	12	16.15	14.86	13.57
539-SC105	B	Panel	2900	1	5	60	75	3	16	17.00	15.64	14.28
539-SBM2	C	Printed Board	2900	1	5	55	68	3	16	13.63	12.54	11.45
539-SC307N	B	Panel	2900	3	7	80	90	3	8	25.53	23.48	21.44
539-SBM428	C	Printed Board	2900	4	28	64	78	3	16	13.63	12.54	11.45
* 539-SC628	B	Panel	2900	6	28	68	80	3	18	17.00	15.64	14.28
539-SC628A	D	Panel	2900	• 6	• 28	68	80	6	23	26.18	24.08	21.99
539-SC628AD	D	Panel	1900	• 6	• 28	60	75	4	16	31.48	28.96	26.44
539-SC628AN	D	Panel	2900	• 6	• 28	80	95	8	28	36.80	33.86	30.91
539-SC628AH	D	Panel	4500	• 6	• 28	68	80	4	16	31.48	28.96	26.44
539-SC628D	B	Panel	1900	6	28	60	75	6	23	19.58	18.01	16.44
539-SC628H	B	Panel	4500	6	28	68	80	6	23	19.58	18.01	16.44
539-SC628N	B	Panel	2900	6	28	80	90	3	14	19.58	18.01	16.44
539-SC628W	D	Panel	2900	6	28	68	80	3	16	23.33	21.46	19.59
* 539-SC648	B	Panel	2900	• 10	• 48	68	80	5	22	18.03	16.58	15.14
539-SC648AD	D	Panel	1900	• 10	• 48	60	75	4	16	31.48	28.96	26.44
539-SC648A	D	Panel	2900	• 10	• 48	68	80	4	16	26.18	24.08	21.99
539-SC648AH	D	Panel	4500	10	48	68	80	4	16	31.48	28.96	26.44
539-SC616N	B	Panel	2900	• 6	• 16	80	95	4	16	23.20	21.34	19.49
* 539-SC110	D	Panel	2900	• 30	• 120	68	80	6	21	27.50	25.30	23.10
539-SC110H	D	Panel	4500	30	120	68	80	6	21	32.73	30.11	27.49
539-SC110E	D	Panel	1900	• 30	• 120	55	65	3	14	31.13	28.64	26.15
539-SC110D	D	Panel	1900	• 30	• 120	60	75	6	21	32.73	30.11	27.49
539-SC110N	D	Panel	2900	• 30	• 120	80	95	8	28	37.15	34.18	31.21
539-SC250D	D	Panel	1900	• 60	• 250	60	72	4	16	31.48	28.96	26.44
539-SC250	D	Panel	2900	60	250	68	80	4	16	26.18	24.08	21.99
539-SC250F	D	Panel	2900	60	250	55	65	1	4	28.93	26.61	24.30
539-SC1.5	E	Twist Tab	3500	1	4	60@1.5V	60@1.5V	4@1.5V	4@1.5V	17.00	15.64	14.28
539-SC6	E	Twist Tab	3500	4	8	68@6V	68@6V	12@6V	12@6V	17.00	15.64	14.28
539-SC12	E	Twist Tab	3500	8	15	70@12V	70@12V	14@12V	14@12V	17.00	15.64	14.28
539-SC24	E	Twist Tab	3500	20	30	70@24V	70@24V	16@12V	16@12V	17.00	15.64	14.28
* 539-SNP428	A	Snap in Panel	2900	4	28	64	78	3	18	16.15	14.86	13.57

MULTI-TONES

The SC616WY tone patterns are pulsated high frequency, pulsate low frequency, and warble.
The SC616WXY has two additional tones - continuous high and low frequency.

Features:
- Pulse rate per sec.: .5 - 1.2
- Operating temperature: -30°C to +65°C

MOUSER STOCK NO.	Fig.	Frequency ±500 (KHz)		Operating Voltage (V)		Sound Pressure dB (A) @ 2 ft.		Typical Operating Current (mA)		Price Each			
		Low	High	Min.	Max.	@ V Min.	@ V Max.	@ Min. V	@Max. V	1	25	50	100
539-SC616WY	F	1.75	3.0	6	16	60	72	2	18	48.50	44.62	40.74	32.98
539-SC616WXY	F	1.75	3.0	6	16	60	72	2	18	49.43	45.47	41.52	33.61

COMPRESSION WASHERS

• For mounting 539-SNP Series • Compression 5:1 • Size 1.06" I.D. x 1.50" O.D.

MOUSER STOCK NO.	Fig.	Material	Washer Thickness	Panel Thickness	Price Each			
					2	25	50	100
539-PW1	G	Black ester foam	.063	11-12 GA (.125-.109)	.11	.10	.09	.06
539-PW2	G	Black ester foam	.125	13-17 GA (.093-.056)	.17	.16	.15	.10
539-PW3	G	Black ester foam	.187	18-22 GA (.050-.031)	.24	.22	.21	.15

SONALERT II™

Features:
- Low power consumption
- Low cost
- Low profile and compact
- Piezo tone quality
- Made in the USA

MOUSER STOCK NO.	Fig.	Frequency	Minimum Sound Pressure (dB/2 ft.)	Rated Voltage	Maximum Current	Price Each			
						1	25	50	100
539-MSR320	H	3.40KHz ± .4KHz	75 @ 12V	3-20VDC	3-16mA @ 3-20VDC	3.30	2.65	2.43	2.17
539-MSR516N	H	3.40KHz ± .4KHz	85 @ 12V	5-16VDC	3-16mA @ 5-16VDC	4.56	3.65	3.34	2.99
539-MSO320	I	3.15KHz ± .4KHz	75 @ 12V	3-20VDC	3-16mA @ 3-20VDC	3.63	2.90	2.66	2.39

DIMENSIONS (IN.)

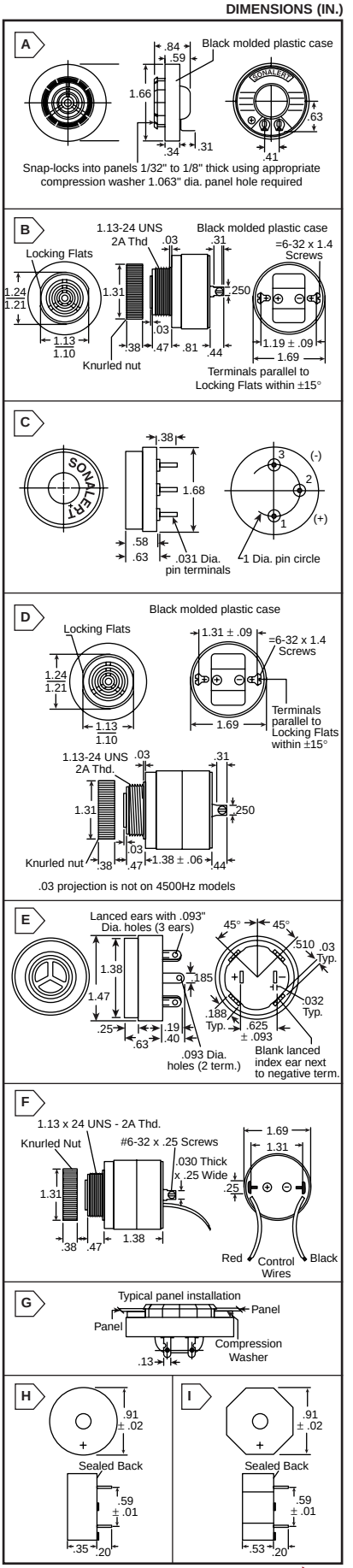

MALLORY Audible Signal Devices

DIMENSIONS (IN.)

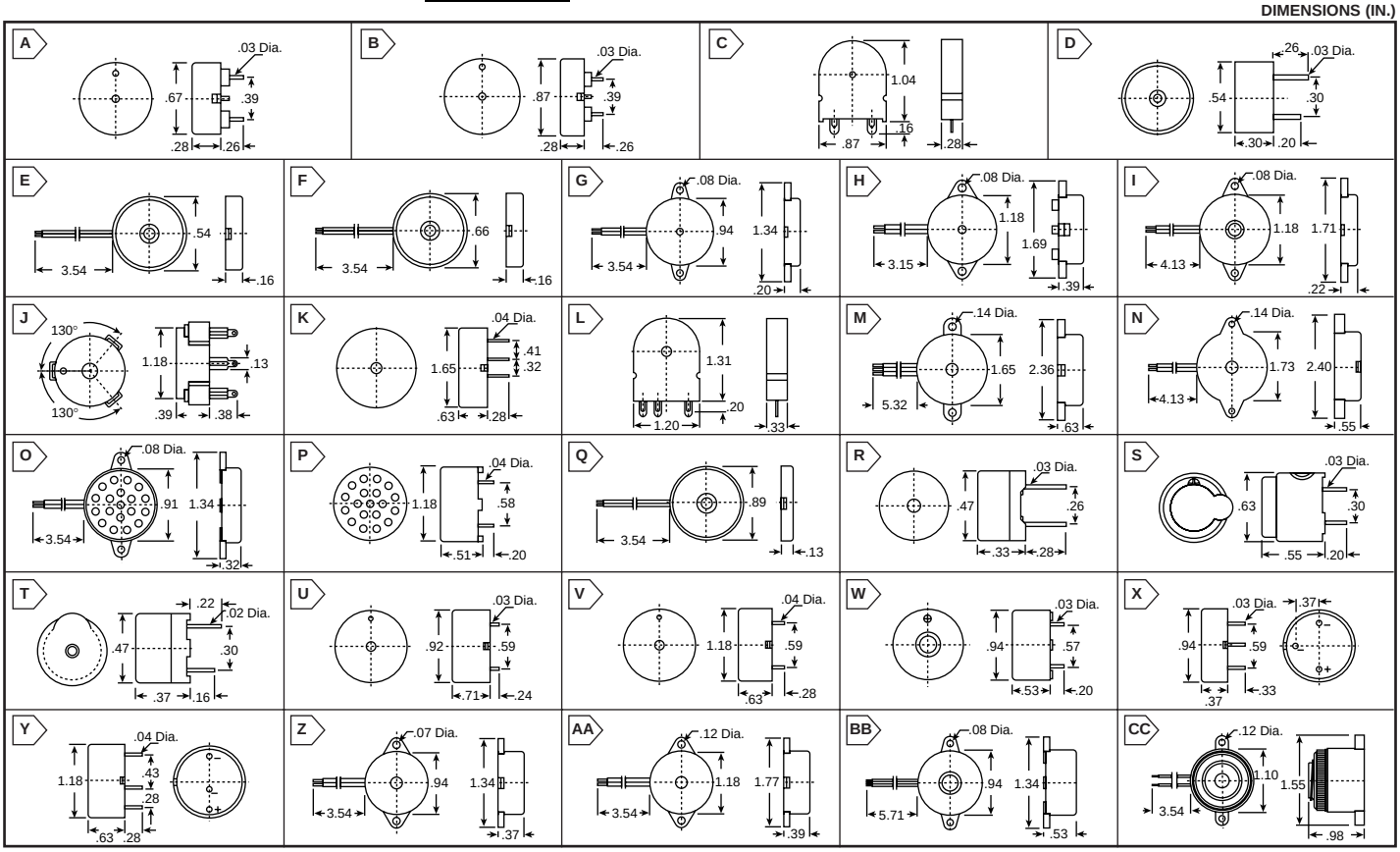

PIEZO TRANSDUCERS

Mounted Piezo Transducers

For quantities greater than listed, call for quote.

MOUSER STOCK NO.	Fig.	No. of Pins / Leads	Resonant Frequency ±500 (Hz)	Operating Voltage (max.)	Current (max.) mA	Sound Pressure dB (min.)	Price Each 1	25	50
External Drive, No Feedback									
539-PT1540P	A	2 pins	4000	25Vp-p	1.5	80	1.74	1.26	1.06
539-PT2040P	B	2 pins	4000	30Vp-p	1.5	90	1.89	1.37	1.16
539-PT2020P	C	2 pins	2000	25Vp-p	1.5	80	2.58	1.87	1.58
539-PT1240P	D	2 pins	4096	20Vp-p	2.0	80	4.23	3.06	2.60
539-PT1250W	E	2 wires	4800	25Vp-p	1.5	80	2.76	2.00	1.70
539-PT1550W	F	2 wires	5000	25Vp-p	1.5	80	1.98	1.43	1.22
539-PT2060W	G	2 wires	6000	30Vp-p	1.0	95	2.19	1.58	1.34
539-PT2725W	H	2 wires	2500	30Vp-p	1.0	90	2.58	1.87	1.58
539-PT2745W	I	2 wires	4500	30Vp-p	1.5	90	1.89	1.37	1.16
Self Drive, With Feedback									
539-PT2735FPL	J	3 pins	3500	3-28VDC	10	88	2.85	2.06	1.74
539-PT3529FP	K	3 pins	2900	3-28VDC	8	90	3.81	2.76	2.32
539-PT2728FP	L	3 pins	2800	3-28VDC	10	85	3.12	2.26	1.90
539-PT2038FW	G	3 wires	3800	3-28VDC	8	85	2.16	1.56	1.32
539-PT2065FW	G	3 wires	6500	3-28VDC	8	85	2.43	1.76	1.48
539-PT2745FW	I	3 wires	4500	3-28VDC	8	85	1.89	1.37	1.16
539-PT3529FW	M	3 wires	2900	3-28VDC	8	90	3.12	2.26	1.90
Telephone Ringer									
539-4175W	N	2 wires	750	40Vp-p	1.5	87	3.03	2.19	1.86

Audio Transducers, Miniature Speakers

For quantities greater than listed, call for quote.

MOUSER STOCK NO.	Fig.	Type	Resonant Frequency ±200 (Hz)	Frequency Range (Hz)	Imped-ance (Ω)	Sound Pressure dB (min.)	Price Each 1	25	50
539-PB2015W	O	Cone	1500	500-4000	8.0	75	6.03	4.36	3.70
539-PB2712P	P	Cone	1250	500-4000	8.0	85	6.57	4.75	4.02
539-PT2007W	Q	Piezo	- - -	300-3000	2.0	104	3.45	2.50	2.12

Electro-Magnetic Transducers, Small Size

For quantities greater than listed, call for quote.

MOUSER STOCK NO.	Fig.	Rated Voltage (V)	Resonant Frequency (Hz)	Operating Voltage (V)	Current (max.) mA	Sound Pressure dB (min.)	Price Each 1	25	50
539-PB1220P	R	1.5	2048	1.1 - 1.7	32	85	2.25	1.63	1.38
539-PB1620P	S	1.5	2048	1.1 - 3	4.8	80	4.14	3.00	2.54
539-PB1621P	S	5	2048	3 - 8	25	85	4.14	3.00	2.54
539-PB1622P	S	12	2048	6 - 18	25	85	4.14	3.00	2.54

ELECTRO-MAGNETIC INDICATORS Small Size

539-PB12N23P01	T	1	2300	1.25-2	20	80	5.88	4.25	3.60
539-PB12N23P03	T	3	2300	2.5-4	25	85	5.88	4.25	3.60
539-PB12N23P05	T	5	2300	4-6.5	30	85	5.88	4.25	3.60
539-PB12N23P12	T	12	2300	10-14	30	85	5.88	4.25	3.60

PIEZO INDICATORS

For quantities greater than listed, call for quote.

MOUSER STOCK NO.	Fig.	Pulse Rate	Oscillating Freq. ±.5 (KHz)	Oper. Voltage (VDC)	Current (max.) mA	Sound Pressure dB (min.)	Price Each 1	25	50
PC Mount, 2 Pins									
539-PK20A38P	U	Constant	3.8	3-20	15	95	6.21	4.49	3.80
539-PK20A25P	U	Constant	2.5	3-20	20	95	6.21	4.49	3.80
539-PK27A25PS	V	Constant	2.5	3-20	10	95	6.99	5.06	4.28
539-PK27A35PS	V	Constant	3.5	3-20	10	95	6.99	5.06	4.28
539-PK12N40P	D	Constant	4.1	3-15	10	83	6.21	4.49	3.80
539-PK21A31P	W	Constant	3.5	3-24	18	90	6.57	4.75	4.02
539-PF21A31P	W	Fast	3.0	3-24	18	90	10.71	7.75	6.56
539-PL21A31P	W	Slow	3.0	3-24	18	90	10.71	7.75	6.56
539-PF27N35PS	V	Fast	3.5	3-28	8	90	8.64	6.25	5.30
539-PL27N35PS	V	Slow	3.5	3-28	8	90	8.64	6.25	5.30
PC Mount, 3 Pins									
539-PFD21N30P	X	Con.+Fast	3.0	4-28	12	80	8.79	6.36	5.40
539-PLD21N30P	X	Con.+Slow	3.0	4-28	12	80	8.79	6.36	5.40
539-PFD27A35P	Y	Con.+Fast	3.5	3-20	10	95	10.08	7.29	6.18
539-PLD27A35P	Y	Con.+Slow	3.5	3-20	10	95	10.08	7.29	6.18
Flange Mount, 2 Wires									
539-PK21N30W	Z	Constant	3.0	1.5-30	12	80	5.01	3.62	3.06
539-PF21N30W	Z	Fast	3.0	4-28	12	80	8.64	6.25	5.30
539-PL21N30W	Z	Slow	3.0	4-28	12	80	8.64	6.25	5.30
539-PK27N26W	AA	Constant	2.5	3-28	8	90	5.70	4.13	3.50
539-PF27N26W	AA	Fast	2.5	3-28	8	90	8.64	6.25	5.30
539-PL27N26W	AA	Slow	2.5	3-28	8	90	8.64	6.25	5.30
539-PK35N29W	M	Constant	2.9	3-28	8	90	6.57	4.75	4.02
539-PF35N29W	M	Fast	2.9	3-28	8	90	9.06	6.55	5.56
539-PL35N29W	M	Slow	2.9	3-28	8	90	9.06	6.55	5.56
539-PK35A29W	M	Constant	2.9	3-20	10	95	7.59	5.49	4.66
539-PF35A29W	M	Fast	2.9	3-20	10	95	10.35	7.49	6.34
539-PL35A29W	M	Slow	2.9	3-20	10	95	10.35	7.49	6.34
Flange Mount, 3 Wires									
539-PFD21N30W	Z	Con.+Fast	3.0	4-28	12	80	8.79	6.36	5.40
539-PLD21N30W	Z	Con.+Slow	3.0	4-28	12	80	8.79	6.36	5.40
539-PFD27N36W	AA	Con.+Fast	3.5	3-28	8	90	8.79	6.36	5.40
539-PLD27N36W	AA	Con.+Slow	3.5	3-28	8	90	8.79	6.36	5.40
539-PFD21A29W	BB	Con.+Fast	3.0	3-24	18	90	10.08	7.29	6.18
539-PLD21A29W	BB	Con.+Slow	3.0	3-24	18	90	10.08	7.29	6.18
539-PFD35A29W	M	Con.+Fast	2.9	3-20	10	95	10.53	7.62	6.46
539-PLD35A29W	M	Con.+Slow	2.9	3-20	10	95	10.53	7.62	6.46
Panel and Flange Mount, 2 Wires									
539-PK20A35EW	CC	Constant	3.5	3-28	10	95	6.48	4.69	3.96
539-PF20A35EW	CC	Fast	3.5	3-28	10	95	9.48	6.86	5.82
539-PL20A35EW	CC	Slow	3.5	3-28	10	95	9.48	6.86	5.82
Panel and Flange Mount, 3 Wires									
539-PFD20A35EW	CC	Con.+Fast	3.5	3-28	10	95	10.35	7.49	6.34
539-PLD20A35EW	CC	Con.+Slow	3.5	3-28	10	95	10.35	7.49	6.34

Audible Signal Devices

MALLORY SIRENS

For quantities greater than listed, call for quote.

MOUSER STOCK NO.	Fig.	Tone	Operating Frequency (KHz)	Operating Voltage (VDC)	Current (max.) mA	Sound Pressure dB (min.)	Price Each 1	10	25
539-PS520	A	Constant	3.0±.5	7-15	200	105	**14.17**	**11.96**	**9.28**
539-PS521	A	Pulse	3.0±.5	7-15	200	105	**14.17**	**11.96**	**9.28**
539-PS522	A	Hi-Low	2.5 / 3.5	7-15	200	105	**14.17**	**11.96**	**9.28**
539-PS523	A	Sweep	1.5-3.5	7-15	200	105	**14.17**	**11.96**	**9.28**
539-PS580	B	Constant	2.8±.5	6-14	150	100	**13.79**	**11.64**	**9.03**
539-PS562	C	Hi-Low	2.5 / 3.5	7-15	40	100	**8.52**	**7.20**	**5.58**
539-PS583	B	Sweep	1.5-3.5	6-14	150	100	**13.79**	**11.64**	**9.03**
539-PS913	D	Sweep	1.5-3.5	11-14	250	105	**28.84**	**24.34**	**18.89**
539-PS723A	E	Sweep	1.5-3.5	6-14	150	108	**9.09**	**7.68**	**5.95**
539-PS953	F	Sweep	2-3.5	6-14	120	105	**8.46**	**7.14**	**5.54**
539-PS983	G	Sweep	2-3.5	6-14	150	105	**15.04**	**12.70**	**9.86**

DIMENSIONS (IN.)

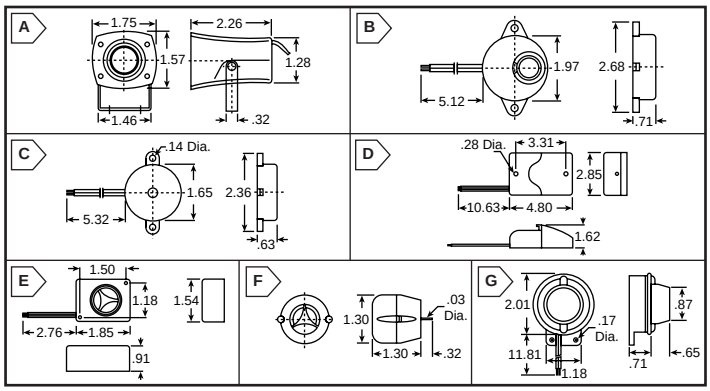

KOBITONE AUDIO COMPANY OBO PIEZOELECTRIC

† Pulse tone

For quantities greater than listed, call for quote.

MOUSER STOCK NO.	Fig.	No. of Pins / Leads	Res. Freq. (Hz)	Voltage (max.)	Current (max.) mA	Sound Pressure dB (min.)	Price Each 1	10	100
Buzzer, External Drive									
254-152	A	2 pins	4000	30Vp-p	3@9Vp-p	80	**1.42**	**1.18**	**1.07**
254-15230	B	2 pins	3200	15Vp-p	3@9Vp-p	80	**2.84**	**2.36**	**2.15**
254-15240	C	2 pins	4096	20Vp-p	3@9Vp-p	80	**1.42**	**1.18**	**1.07**
254-202	D	2 wires	5000	30Vp-p	3@9Vp-p	90	**1.42**	**1.18**	**1.07**
254-20205	E	2 pins	4096	30Vp-p	3@9Vp-p	80	**1.42**	**1.18**	**1.07**
254-25220	F	2 pins	2000	15Vp-p	3@9Vp-p	80	**1.93**	**1.61**	**1.47**
254-272	G	2 wires	4400	30Vp-p	3@9Vp-p	90	**1.42**	**1.18**	**1.07**
254-27221	H	2 wires	3500	30Vp-p	3@9Vp-p	90	**1.67**	**1.39**	**1.27**
254-352	I	2 wires	2500	30Vp-p	3@9Vp-p	90	**2.57**	**2.14**	**1.95**
Buzzer, Self Drive									
254-20335	J	3 pins	3400	3-30VDC	6@6VDC	90	**2.11**	**1.76**	**1.59**
254-273	G	3 wires	4400	3-30VDC	6@6VDC	85	**1.42**	**1.18**	**1.07**
254-27346	H	3 wires	4400	3-30VDC	6@6VDC	85	**1.54**	**1.30**	**1.17**
254-353	I	3 wires	2800	3-30VDC	6@6VDC	90	**2.57**	**2.14**	**1.95**
Buzzer, Drive Circuit Built-In Type									
254-15210	B	2 pins	4000	3-15VDC	6@6VDC	90	**3.85**	**3.20**	**2.91**
254-20C6	K	2 pins	3400	3-30VDC	6@6VDC	80	**3.85**	**3.20**	**2.92**
254-27C0	L	2 pins	3500	3-20VDC	6@6VDC	100	**4.62**	**3.84**	**3.49**
† 254-27P2	M	2 pins	3400	6-24VDC	3@9VDC	90	**5.93**	**4.94**	**4.49**
254-35C1	I	2 pins	2800	3-30VDC	6@6VDC	90	**4.62**	**3.84**	**3.49**
254-35C5	N	2 pins	2800	3-15VDC	40@6VDC	110	**6.16**	**5.13**	**4.67**
Telephone Ringer									
254-35T2	O	2 wires	1200	40Vp-p	3@9Vp-p	80	**1.60**	**1.34**	**1.21**
Magnetic Transducers									
254-12GP	P	2 pins	2048	2VDC	30	85	**1.60**	**1.34**	**1.21**
254-12AMP-01B	P	2 pins	2048	2VDC	10	70	**1.60**	**1.34**	**1.21**
254-12NEP-01B	Q	2 pins	2731	2VDC	70	85	**1.60**	**1.34**	**1.21**

DIMENSIONS (IN.)

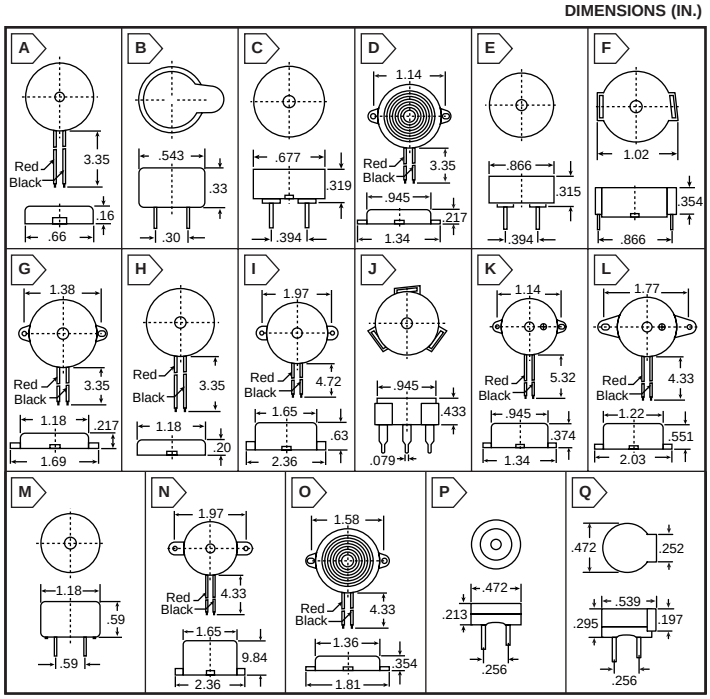

PIEZO-A-LERT

MOUSER STOCK NO.	Fig.	Description	Operating Voltage VDC Min.	Max.	Sound Pressure dB (A) @ 2 ft. @ V Min.	@ V Max.	Current Drain (mA)	Price Each 1	10	25	50
✻ 507-PAL328	A	W/out face nut	3.0DC	28.0DC	68	100	20	**7.60**	**7.13**	**6.89**	**6.65**
✻ 507-PAL328N	B	W/face nut	3.0DC	28.0DC	68	100	20	**7.92**	**7.43**	**7.18**	**6.93**
507-ESZ25S	C	Single tone	3.0DC	28.0DC	68	100	20	**10.56**	**9.90**	**9.57**	**9.24**
507-ESZ25B	C	Dual tone	3.0DC	28.0DC	68	100	20	**13.36**	**12.53**	**12.11**	**11.69**

MINIATURE DC BUZZERS

MOUSER STOCK NO.	Fig.	Operating Voltage (V) Min.	Max.	Current Drain (mA)	Price Each 1	10	100	500
25BL006	D	3.0DC	6.0DC	100	**3.28**	**2.71**	**2.42**	**2.25**
25BL012	D	7.0DC	12.0DC	60	**3.28**	**2.71**	**2.42**	**2.25**

SOLID STATE BUZZERS

MOUSER STOCK NO.	Fig.	Voltage DC	Operating Voltage (V) DC Min.	Max.	Sound Pressure dB (A) @ 2 ft.	Current Drain (mA)	Price Each 1	10	100	500
251-0012	E	12	8	16	75	25	**2.96**	**2.47**	**2.24**	**2.04**
251-0103	F	3	2	4	75	15	**2.61**	**2.18**	**1.98**	**1.80**
251-0106	F	6	3	7	75	20	**2.61**	**2.18**	**1.98**	**1.80**
251-0112	F	12	7	17	75	15	**2.61**	**2.18**	**1.98**	**1.80**

ELECTRONIC SIREN

• Standard 6 to 12 volt power requirements allow use with 6, 7 1/2, 8, 9, and 12 volt systems

MOUSER STOCK NO.	Fig.	Size (In.)	Operating Voltage (V) Min.	Max.	Current Drain (mA)	Price Each 1	10
25BR540	G	5.25 x 6	6DC	12DC	600	**13.50**	**12.05**

DIMENSIONS (IN.)

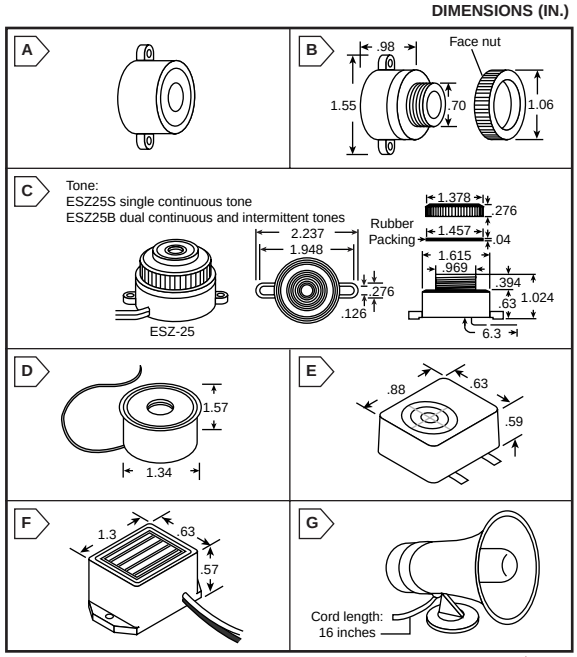

Rechargeable Batteries and Chargers

EAGLE PICHER CAREFREE® SEALED LEAD-ACID BATTERIES

✻✻Recessed terminals, negative is .187" Faston, positive is .250 Faston

Features:

- Long life / high reliability
- Rechargeable
- Stand-by or cyclic applications
- Delivers rated capacity upon demand
- Performs at rated capacity on first cycle

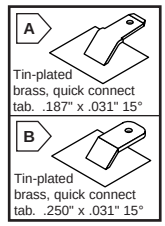

Carefree® CF Series, Standard, High Service Batteries

For quantities greater than listed, call for quote.

MOUSER STOCK NO.	Nominal Voltage	Nominal Capacity @ 20 Hr. Rate A.H.	Terminal Type	Dimensions (In.) Lgth.	Width	Height	Ht. Ov. Term.	Wt. (lbs.)	Price Each
521-CF6V1/2	6	0.45	A	1.92	1.00	2.00	2.25	0.3	**7.49**
521-CF6V1	6	0.90	A	2.00	1.65	1.97	2.20	0.5	**9.58**
521-CF6V2.6	6	2.60	A	5.30	1.35	2.37	2.56	1.4	**15.16**
521-CF6V5.3	6	5.60	B	5.22	1.85	3.08	3.08	2.6	**18.15**
521-CF6V8	6	8.00	B	6.00	2.00	3.75	3.93	3.9	**15.68**
521-CF6V9	6	9.00	✻✻	4.25	2.75	5.50	5.50	4.5	**13.87**
521-CF6V15	6	15.00	B	3.60	3.34	6.49	6.70	6.4	**30.21**
521-CF12V1/2L	12	0.45	A	3.85	1.00	2.00	2.25	0.6	**16.45**
521-CF12V1.5	12	1.50	A	7.02	1.33	2.40	2.60	1.9	**27.28**
521-CF12V2.6S1	12	2.60	A	5.28	2.52	2.30	2.48	2.7	**26.94**
521-CF12V5L	12	5.20	B	6.12	2.42	3.94	4.16	4.8	**26.94**
521-CF12V8	12	8.00	B	6.00	4.03	3.75	3.93	7.9	**33.33**

Carefree Magnum® CFM Series, Extra Capacity Batteries

For quantities greater than listed, call for quote.

521-CFM4V4.6	4	4.60	A	1.87	1.89	4.02	4.22	1.3	**8.99**
521-CFM4V10	4	9.50	B	4.03	2.00	3.75	3.93	2.6	**11.88**
521-CFM6V3	6	3.0	A	5.30	1.35	2.37	2.56	1.5	**15.16**
521-CFM6V4.6	6	4.6	A	2.76	1.89	4.02	4.22	1.8	**9.86**
521-CFM6V6.5	6	6.5	B	6.00	1.34	3.75	3.95	2.8	**12.27**
521-CFM6V10	6	9.5	B	6.00	2.00	3.75	3.93	3.85	**15.68**
521-CFM6V12.5	6	12.5	✻✻	4.25	2.75	5.50	5.50	5.1	**17.86**
521-CFM12V3	12	3.0	A	5.28	2.52	2.30	2.48	3.1	**26.94**
521-CFM12V4.6M	12	4.6	A	3.55	2.76	4.01	4.25	3.9	**21.74**
521-CFM12V6.2L	12	6.2	B	6.12	2.42	3.94	4.16	5.4	**26.94**
521-CFM12V6.5	12	6.5	A	5.95	2.58	3.75	3.95	5.6	**20.54**
521-CFM12V10	12	10.0	B	6.00	4.00	3.75	3.93	7.7	**33.33**
521-CFM12V12.5	12	12.5	✻✻	5.53	4.25	5.50	5.50	10.3	**37.72**
521-CFM12V18	12	18.0	B	7.21	3.34	6.49	6.70	13.6	**67.03**
521-CFM12V25	12	25.0	B	6.51	4.91	6.53	6.75	17.3	**59.76**
521-CFM12V33	12	33.0	B	6.72	6.25	6.50	6.75	24.5	**103.13**

Carefree ® Hi-Efficiency Series

For quantities greater than listed, call for quote.

MOUSER STOCK NO.	Nominal Voltage	Nominal Capacity @ 20 Hr. Rate A.H.	Terminal Type	Dimensions (In.) Lgth.	Width	Height	Ht. Ov. Term.	Wt. (lbs.)	Price Each
521-HE6V7.7	6	7.7	A	5.95	1.35	3.69	3.2	3.2	**13.78**
521-HE12V7.7	12	7.7	A	5.95	2.53	3.69	6.4	6.4	**21.89**

Carefree® Porta Pak

- Charger included

For quantities greater than listed, call for quote.

MOUSER STOCK NO.	Nominal Voltage	Nominal Capacity @ 20 Hr. Rate A.H.	Terminal Type	Dimensions (In.) Lgth.	Width	Height	Wt. (lbs.)	Price Each
521-CF12V5PP	12	5.20	Lighter Recept	6.12	2.42	6.60	5.0	**56.91**

CAREFREE® BATTERY CHARGERS

Cigar Adaptor Terminal Type

For quantities greater than listed, call for quote.

MOUSER STOCK NO.	Charger Voltage	Normal Current	Batteries Rec. for	Type Input	Dimensions (In.) Lgth.	Width	Height	Price Each
521-PNP694A	15.0	500mA	Porta-Pac	Lead	2.00	2.00	1.83	**14.89**

Alligator Clip Terminal Type

For quantities greater than listed, call for quote.

521-CFC6V500F	6.9	500mA	Up to 8 A.H.	Wall	2.63	2.13	1.63	**28.31**
521-CFC6V2000F	6.9	2 Amp	Up to 30 A.H.	Wall	4.38	3.50	2.38	**69.79**
521-CFC12V500F	13.9	500mA	Up to 8 A.H.	Wall	2.63	2.13	1.63	**33.15**
521-CFC12V500C	15.1	500mA	Up to 8 A.H.	Wall	2.63	2.13	1.63	**33.15**
521-CFC12V2000F	13.9	2 Amp	Up to 30 A.H.	Lead	4.38	3.50	2.38	**93.67**

POWER SONIC SEALED LEAD- ACID BATTERIES

Features:

- Sealed/maintenance-free
- Gel-type electrolyte
- Economical
- Long shelf life
- High discharge rate
- Overcharge protection
- Wide operating temperature range
- Deep discharge recovery
- Immobilized electrolyte may be used in any position, however, it is recommended that they not be charged in an inverted position

✻✻ negative is .187" Faston, positive is .250 Faston

† † Flag terminals accept nut and bolt connectors

- Batteries should be checked and fully charged before installation

For quantities greater than listed, call for quote.

MOUSER STOCK NO.	Nominal Voltage	Nominal Capacity @ 20 Hr. Rate A.H.	Terminal Type	Dimensions (In.) Lgth.	Width	Height	Ht. Ov. Term.	Wt. (lbs.)	Price Each
547-PS445	4	4.5	.250" Faston	1.93	2.09	3.70	3.86	1.5	**14.25**
547-PS490	4	9.0	.250" Faston	4.02	1.73	3.70	3.86	2.4	**17.70**
547-PS605	6	0.5	Wire Leads	2.24	0.55	1.97	1.97	0.20	**11.15**
547-PS610	6	1.0	.187" Faston	2.00	1.65	2.00	2.20	0.6	**10.50**
547-PS612H	6	1.2	.187" Faston	3.82	0.94	2.00	2.13	0.6	**9.35**
547-PS620	6	2.0	.187" Faston	2.95	2.00	2.09	2.28	1.1	**13.60**
547-PS630	6	3.0	.187" Faston	5.28	1.34	2.35	2.56	1.5	**14.90**
547-PS640	6	4.5	.187" Faston	2.76	1.89	4.02	4.25	1.8	**12.10**
547-PS640WL	6	4.5	Wire Leads	2.76	1.89	4.02	4.25	1.8	**12.85**
547-PS665	6	6.5	✻✻	3.86	2.20	4.05	4.05	3.0	**19.15**
547-PS670	6	7.0	.187" Faston	5.95	1.34	3.70	3.86	3.0	**13.40**
547-PS682	6	8.0	.187" Faston	3.86	2.20	4.65	4.65	3.3	**15.65**
547-PS682WL	6	8.0	Wire Leads	3.86	2.20	4.65	4.65	3.3	**17.10**
547-PS695	6	9.5	✻✻	4.26	2.75	5.54	5.54	4.9	**16.00**
547-PS6100	6	10.0	.187" Faston	5.95	2.00	3.70	3.86	4.6	**17.65**
547-PS6120	6	12.0	✻✻	4.26	2.75	5.54	5.54	5.5	**17.90**
547-PS6200	6	20.0	Nut and bolt	6.18	3.27	4.92	4.92	8.2	**51.35**
547-PS6360	6	36.0	.250" Faston	6.25	3.35	6.50	6.95	13.8	**45.35**

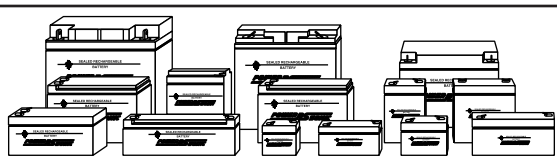

For quantities greater than listed, call for quote.

MOUSER STOCK NO.	Nominal Voltage	Nominal Capacity @ 20 Hr. Rate A.H.	Terminal Type	Dimensions (In.) Lgth.	Width	Height	Ht. Ov. Term.	Wt. (lbs.)	Price Each
547-PS1208	12	0.8	Mate-N-Lok	3.78	.98	2.42	2.42	0.8	**17.75**
547-PS1212	12	1.2	.187" Faston	3.82	1.65	2.00	2.13	1.3	**15.65**
547-PS1220	12	2.0	.187" Faston	7.01	1.34	2.36	2.56	1.9	**19.60**
547-PS1226	12	2.6	.187" Faston	7.01	1.34	2.36	2.56	2.2	**23.60**
547-PS1230	12	3.0	.187" Faston	5.23	2.64	2.36	2.60	2.6	**22.90**
547-PS1232	12	3.2	.187" Faston	7.68	1.85	2.76	2.95	3.1	**32.15**
547-PS1242	12	4.0	.187" Faston	3.54	2.76	3.98	4.13	3.8	**19.60**
547-PS1252	12	5.0	.250" Faston	3.54	2.76	4.02	4.25	4.2	**24.00**
547-PS1270	12	7.0	.187" Faston	5.95	2.56	3.70	3.86	5.7	**21.10**
547-PS1282	12	8.0	.187" Faston	3.86	4.40	4.65	4.65	6.7	**33.15**
547-PS1295	12	9.5	✻✻	8.38	2.75	5.50	5.50	10.0	**33.00**
547-PS12100	12	10.0	.250" Faston	5.95	4.00	3.70	3.86	9.2	**37.40**
547-PS12120	12	12.0	.250" Faston	5.94	3.86	3.70	3.94	9.0	**41.40**
547-PS12120L	12	12.0	✻✻	8.38	2.75	5.50	5.50	11.0	**37.65**
547-PS12170	12	17.0	.250" Faston	7.13	2.99	6.57	6.57	12.8	**55.50**
547-PS12180	12	17.5	Nut and bolt	7.13	2.99	6.57	6.57	13.0	**55.50**
547-PS12260	12	26.0	.250" Faston	6.89	6.54	4.92	4.92	18.7	**74.15**
547-PS12280	12	28.0	Nut and bolt	6.54	4.92	6.89	6.89	19.4	**99.25**
† † 547-PS12330	12	33.0	Flag	7.75	5.19	6.38	7.15	26.5	**69.95**
† † 547-PS12600	12	60.0	Flag	10.25	6.60	8.20	9.45	46.0	**115.60**
† † 547-PS12800	12	80.0	Flag	12.00	6.60	8.20	9.45	55.0	**147.50**

POWER SONIC BATTERY CHARGERS

✻ UL † CSA®

Electronically Regulated Battery Chargers for Sealed Lead-Acid Batteries

Features:

- No danger of overcharge
- LED's for power on, charge, and charge mode
- Automatic switching from high to float rate with precise voltage regulation
- Wall mount plug-in design (except Model 124000A)
- Models 6300A and 124000A have output cord with alligator clips (other units have screw type terminals without leads)

For quantities greater than listed, call for quote.

MOUSER STOCK NO.	Nominal Output Voltage	Nominal Output Current	Housing	Use with Battery	Weight (Lbs.)	Price Each 1	Price Each 5
547-PSC6300A	6.0	.25A	Metal	6V 1-5 AH	1.65	**36.05**	**32.83**
✻ 547-PSC6500A	6.0	.60A	Thermoplastic	6V 4-10 AH	0.8	**42.30**	**38.50**
✻ 547-PSC12500A	12.0	.50A	Thermoplastic	12V 2-10 AH	0.8	**42.30**	**38.50**
† 547-PSC124000A	12.0	4.00A	Metal	12V 10-40 AH	6.0	**107.70**	**98.00**

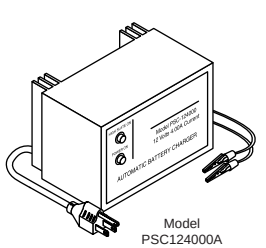

Model PSC124000A

Model PSC6500A

Batteries

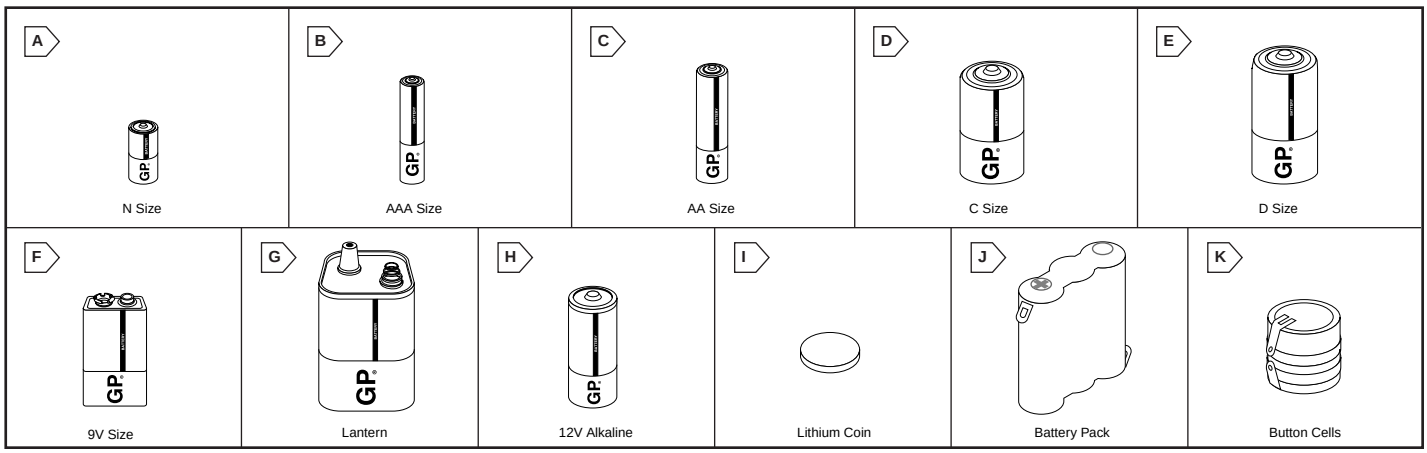

ALKACELL (Top Performance Alkaline)

- Reduced mercury content (less than .025% of total weight)
- Long storage life
- Lasts up to seven times as long as ordinary carbon-zinc batteries

MOUSER STOCK NO.	Fig.	Size	Volts	Cross Reference		Price Each			
				Eveready	IEC	1	100	500	1000
573-910A	A	N	1.5	E90	LR1	.86	.65	.60	Call For Quote
573-24A	B	AAA	1.5	E92	LR03	.60	.45	.40	
573-15A	C	AA	1.5	E91	LR6	.59	.39	.33	
573-14A	D	C	1.5	E93	LR14	1.28	.99	.93	
573-13A	E	D	1.5	E95	LR20	1.88	1.50	1.41	
573-1604A	F	9V	9.0	522	6LF22	1.66	1.31	1.26	

GREENCELL (Extra Heavy Duty Zinc Chloride, 0% Mercury)

- Contains 0% mercury
- More powerful than ordinary carbon zinc batteries
- Long lasting, can be recycled

MOUSER STOCK NO.	Fig.	Size	Volts	Cross Reference		Price Each			
				IEC	JIS	1	100	500	1000
573-24G	B	AAA	1.5	R03	SUM-4	.39	.26	.24	Call For Quote
573-15G	C	AA	1.5	R6	SUM-3	.40	.31	.23	
573-14G	D	C	1.5	R14	SUM-2	.58	.45	.36	
573-13G	E	D	1.5	R20	SUM-1	.72	.60	.53	
573-1604G	F	9V	9.0	6F22	S-006P	.99	.79	.69	

SUPERCELL (Heavy Duty Carbon Zinc)

- For all electronic applications
- High performance you can afford
- Good storage life
- Extended service life

MOUSER STOCK NO.	Fig.	Size	Volts	Cross Reference		Price Each			
				Eveready	IEC	1	100	500	1000
573-15S	C	AA	1.5	1215	R6	.31	.21	.19	Call For Quote
573-14S	D	C	1.5	1235	R14	.47	.37	.30	
573-13S	E	D	1.5	1250	R20	.60	.48	.40	
573-1604S	F	9V	9.0	1222	6F22	.74	.58	.48	

Spring Top

MOUSER STOCK NO.	Fig.	Size	Volts	Cross Reference		Price Each			
				Eveready	IEC	1	6	12	24
573-908S	G	Lantern	6.0	509	4R25	2.64	2.38	1.94	Call

HIGH VOLTAGE (Alkaline)

- Hard-to-find battery
- Photo, remote controllers, and lighter applications

MOUSER STOCK NO.	Fig.	Dimensions (In.)		Volts	Capacity (mAh)	Price Each			
		Dia.	Ht.			1	10	100	500
573-23A	H	.39	1.12	12	33	.88	.83	.71	Call

LITHIUM COIN

- Out performs alkalines
- Long service life
- For watches, calculators, computer memory back-up

573-CR2016	I	.79	.06	3	70	1.05	.94	.84	Call For Quote
573-CR2025	I	.79	.10	3	120	1.16	1.04	.92	
573-CR2032	I	.79	.13	3	170	1.05	.94	.84	

NI-CAD (Rechargeable)

- Long life
- Sealed, strong, leakproof construction
- Excellent discharge characteristics

For quantities greater than listed, call for quote.

MOUSER STOCK NO.	Fig.	Size	Volts	Capacity (mAh)	Price Each			
					1	10	25	100
573-30AAK	- - -	2/3 AA	1.2	300	1.55	1.39	1.19	.99
573-60AAK	C	AA	1.2	600	1.60	1.49	1.36	1.20
573-70AAK	C	AA	1.2	700	1.85	1.69	1.55	1.39
573-80AAK	C	AA	1.2	800	2.39	2.09	1.85	1.60
573-95AAK	C	AA	1.2	950	3.09	2.77	2.57	1.98
573-15F8K	F	9V	8.4	150	7.99	6.99	6.29	6.00

NI-CAD BATTERY PACKS

Cross-Reference

Part No.: 573-30AAK3B1P (can be used for):
AT&T NOMAD 600, 800
Panasonic: KX-T3800, KX-T3805, KX-T3805-A, KX-T3805-B, KX-T3822-A, KX-T3822-B, KX-T3823, KX-T3832, KX-T3835
Sanyo: TH500, 900, TH101S, TD2000, TTH5100, TH5200, CLT6300

Part No.: 573-60AAK3BP (can be used for):
AT&T NOMAD 200, 250, 400
COBRA: 15S, 99S, 100S/SA, 120S/SA, 130S/SA, 140S/SA, 200S, 205S/SA, 210S, 220S, 250S, 260S, 301S, 310S, 320S, 330S, 355S, 440S, 450S, 460S, 477S, 1105A, 4403, 4405S
Panasonic: 800, 3821, 3831, KX-36A, KX-T3815, KX-T3815-A, KX-T3825, KX-T3842, KX-T3845, KX-T3880, VA7020

- For cordless devices
- Solder tabs for easy hook-up

573-30AAK3B1P	J	3 x 2/3 AA	3.6	300	4.99	4.50	3.99	Call For Quote
573-60AAK3BP	J	3 x AA	3.6	600	4.99	4.50	3.99	
573-280BNK3A1H	K	3 x button cells	3.6	280	3.99	3.88	3.11	

POWER PS SONIC RECHARGEABLE BATTERIES

Nickel-Cadmium

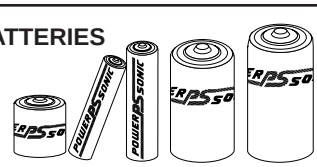

MOUSER STOCK NO.	Size	Description	Nominal Voltage	Capacity 5 Hr. Rate (mAh)	Std. Charge		Price Each			
					(mA)	(HRS)	1	10	20	50
547-PS-AAA	AAA	Std. button top	1.2	180	18	15	2.15	1.95	1.74	Call For Quote
547-PS-AAA-T	AAA	With solder tabs	1.2	180	18	15	2.55	2.40	2.32	
547-PS-AA	AA	Std. button top	1.2	600	50	15	1.65	1.50	1.38	
547-PS-AA-T	AA	With solder tabs	1.2	600	50	15	2.25	1.99	1.85	
547-PS-SC	SC	Std. button top	1.2	1300	120	15	2.90	2.60	2.39	
547-PS-SC-T	SC	With solder tabs	1.2	1300	120	15	3.60	3.42	2.88	
547-PS-C	C	Std. button top	1.2	2000	180	15	5.00	4.50	4.06	
547-PS-C-T	C	With solder tabs	1.2	2000	180	15	5.95	5.33	5.04	
547-PS-D	D	Std. button top	1.2	4000	400	15	8.50	7.60	6.89	

NICKEL-CADMIUM BATTERY CHARGER

Features:
- Fully automatic operation
- Cannot over charge
- Uses 110-120V household current with LED lamps to indicate when charger is charging
- Recharges 2 or 4 of any size AAA, AA, C, D, or one 9V cell at a time
- Charging time: AAA, AA (4-6 hours); 9V (12-14 hours); C, D (14-18 hours)

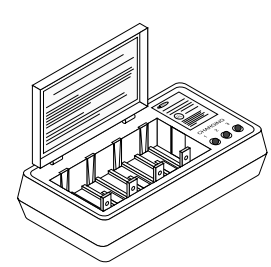

MOUSER STOCK NO.	Description	Price Each		
		1	10	100
41AC301	For use with AAA, AA, C, D, or rectangular 9V	14.55	13.67	Call

Batteries

EVEREADY®

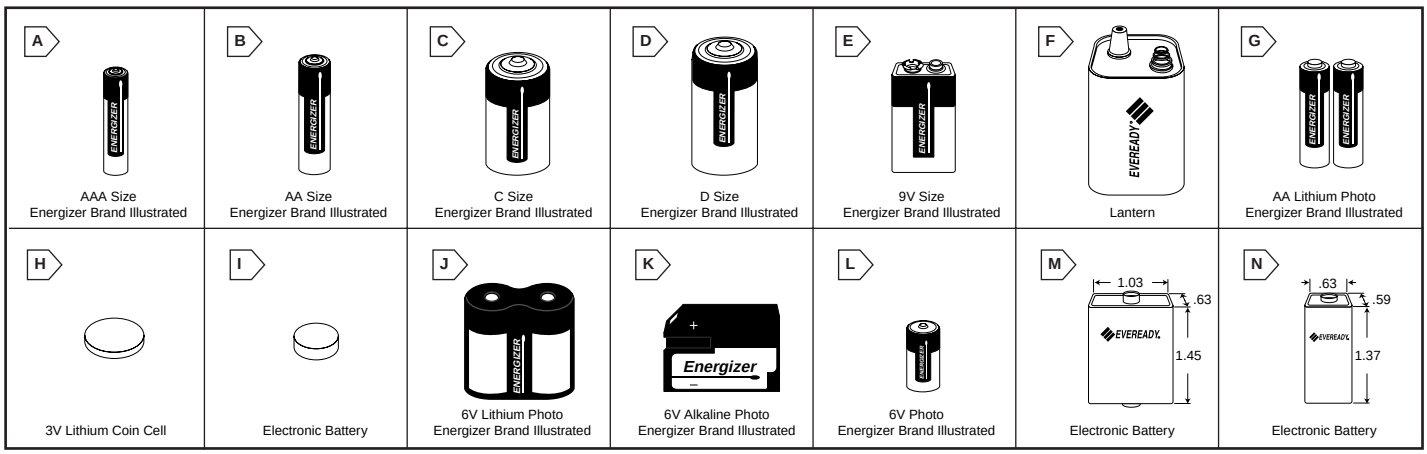

ENERGIZER LONG LIFE ALKALINE

- Recommended for heavy drain / frequent use
- Eveready's longest lasting power source

MOUSER STOCK NO.	Fig.	Size	Volts	Type	Price Each 1	10	100	500
525-E92	A	AAA	1.5	Alkaline	1.72	1.38	1.29	Call For Quote
525-E91	B	AA	1.5	Alkaline	1.72	1.38	1.29	
525-E93	C	C	1.5	Alkaline	2.44	1.95	1.83	
525-E95	D	D	1.5	Alkaline	2.44	1.95	1.83	
525-522	E	9V	9.0	Alkaline	4.87	3.90	3.65	

GENERAL PURPOSE BATTERIES

Recommended for low to moderate drain applications

- Economy
- Dependability
- Good shelf life

MOUSER STOCK NO.	Fig.	Size	Volts	Type	Price Each 1	10	100	500
525-1015	B	AA	1.5	Carbon-Zinc	.63	.50	.47	Call For Quote
525-935	C	C	1.5	Carbon-Zinc	.72	.58	.54	
525-950	D	D	1.5	Carbon-Zinc	.72	.58	.54	
525-216	E	9V	9.0	Carbon-Zinc	1.44	1.15	1.08	

NICKEL-CADMIUM RECHARGEABLE BATTERIES

- Good high and low temperature performance
- Reusable hundreds of times

MOUSER STOCK NO.	Fig.	Size	Volts	Nominal Capacity	Price Each 1	10	100	500
525-CH15	B	AA	1.2	650mAh	5.55	4.44	4.16	Call For Quote
525-CH35	C	C	1.2	1.8Ah	6.97	5.58	5.23	
525-CH50	D	D	1.2	1.8Ah	6.97	5.58	5.23	
525-CH22	E	9V	7.2	120mAh	13.97	11.18	10.48	

ENERGIZER INDUSTRIAL ALKALINE BATTERIES

- Recommended for heavy drain and extra temperature applications
- Open dated and "best if used by" dating system

MOUSER STOCK NO.	Fig.	Size	Volts	Type	Price Each 1	25	100	500
525-EN92	A	AAA	1.5	Alkaline	1.15	.92	.86	Call For Quote
525-EN91	B	AA	1.5	Alkaline	1.15	.92	.86	
525-EN93	C	C	1.5	Alkaline	1.73	1.38	1.30	
525-EN95	D	D	1.5	Alkaline	1.94	1.55	1.46	
525-EN22	E	9V	9.0	Alkaline	3.40	2.72	2.55	

INDUSTRIAL BATTERIES

Heavy Duty

- Recommended for moderate drain application
- Long lasting performance

MOUSER STOCK NO.	Fig.	Size	Volts	Type	Price Each 1	25	100	500
525-EV115	B	AA	1.5	Carbon-Zinc	.56	.45	.42	Call For Quote
525-EV135	C	C	1.5	Carbon-Zinc	.70	.56	.53	
525-EV150	D	D	1.5	Carbon-Zinc	.74	.59	.56	
525-EV122	E	9V	9.0	Carbon-Zinc	1.77	1.42	1.33	

General Purpose

- Recommended for light to medium drain applications

525-EV15	B	AA	1.5	Carbon-Zinc	.46	.37	.35	Call For Quote
525-EV35	C	C	1.5	Carbon-Zinc	.60	.48	.45	
525-EV50	D	D	1.5	Carbon-Zinc	.66	.53	.50	
525-EV22	E	9V	9.0	Carbon-Zinc	1.22	.98	.92	
525-EV90	F	Lantern	6.0	Carbon-Zinc	3.12	2.93	2.83	

ENERGIZER LITHIUM PHOTO CELL

- High energy density, long life power source
- Good low and high temperature operations
- Up to a 10 year shelf life
- Package quantity: 2

525-L91BP-2	G	AA	1.5	Lithium	7.96	6.37	5.97	Call

LITHIUM COIN CELLS

- 10 year estimated shelf life
- High energy density

MOUSER STOCK NO.	Fig.	Volts	Thickness Dimensions (In.)	Type	Price Each 1	10	100	500
525-E-CR2016BP	H	3	.063	Lithium	1.89	1.51	1.42	Call For Quote
525-E-CR2025BP	H	3	.098	Lithium	1.89	1.51	1.42	
525-E-CR2032BP	H	3	.126	Lithium	1.89	1.51	1.42	

ELECTRONIC BATTERIES

- High energy density, long life power source
- Long storage life
- Available in silver oxide, lithium, carbon-zinc, and alkaline

MOUSER STOCK NO.	Fig.	Volts	Type	Price Each 1	10	100	500
525-A76BP	I	1.5	Alkaline	1.26	1.01	.95	Call For Quote
525-EPX76BP	I	1.5	Silver Oxide	3.82	3.06	2.87	
525-2L76BP	I	3.0	Lithium	5.21	4.17	3.91	
525-EL223ABP	J	6.0	Lithium	17.26	13.81	12.95	
525-539BP	K	6.0	Alkaline	4.73	3.78	3.55	
525-A544BP	L	6.0	Alkaline	4.85	3.88	3.64	
525-L544BP	L	6.0	Lithium	9.39	7.51	7.04	
525-411	M	15.0	Carbon-Zinc	7.52	7.05	6.82	
525-504	N	15.0	Carbon-Zinc	4.86	4.56	4.41	

EVEREADY® BATTERY CHARGERS

Features:

- Cannot over charge
- Two different types available, 3 hour and 5 hour
- LED light indicates when batteries are charging

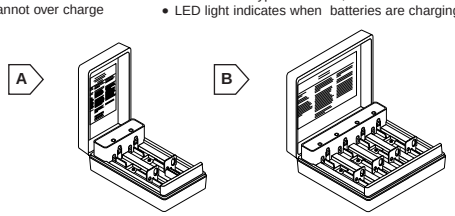

For quantities greater than listed, call for quote.

MOUSER STOCK NO.	Fig.	Description	Price Each 1	6
525-QCC-4	A	Charges 1-2 9V in 10 hrs.; Charges 2-4 AA, AAA, C, D in 3 hrs.	29.19	26.29
525-FCC-8	B	Charges 1-4 9V in 10 hrs.; Charges 2-8 AA, AAA, C, D in 5 hrs.	31.12	27.99

RENATA

SWISS MADE BATTERIES

377 RENATA SWISS MADE

NEW IN '97

✻ Priced per package of 2

MOUSER STOCK NO.	Volts	Nominal Capacity	Chemical System	Dimensions (mm)	Replaces	Price Each 1	10	100
614-301	1.55	120mAh	Silver Oxide	11.6 x 4.2	SR43, SR1142, SR43SW	1.25	1.09	.93
614-303	1.55	175mAh	Silver Oxide	11.6 x 5.4	SR44, SR1154, SR44SW	1.56	1.36	1.16
✻ 614-357	1.55	190mAh	Silver Oxide	11.6 x 5.4	SR44, SR1154, SR44W	2.84	2.48	2.10
614-362	1.55	24mAh	Silver Oxide	7.9 x 2.1	SR58, SR721, SR721SW	.85	.74	.63
614-364	1.55	22mAh	Silver Oxide	6.8 x 2.1	SR60, SR621, SR621SW	.71	.62	.53
614-371	1.55	38mAh	Silver Oxide	9.5 x 2.1	SR69, SR921, SR920SW	.85	.74	.63
614-377	1.55	30mAh	Silver Oxide	6.8 x 2.6	SR66, SR626, SR626SW	.91	.79	.67
614-379	1.55	16mAh	Silver Oxide	5.8 x 2.1	SR63, SR521, SR521SW	1.05	.91	.78
614-386	1.55	130mAh	Silver Oxide	11.6 x 4.2	SR43, SR1142, SR43W	1.05	.91	.78
614-389	1.55	80mAh	Silver Oxide	11.6 x 3.1	SR54, SR1130, SR1130W	.88	.77	.65
614-391	1.55	50mAh	Silver Oxide	11.6 x 2.1	SR55, SR1121, SR1120W	.82	.72	.61
614-392	1.55	45mAh	Silver Oxide	7.9 x 3.6	SR41, SR736, SR41W, D392	.57	.50	.42
614-393	1.55	80mAh	Silver Oxide	7.9 x 5.4	SR48, SR754, SR754W	.94	.82	.69
614-CR1225	3	48mAh	Lithium	12.5 x 2.5	BR1225	1.51	1.32	1.12
614-CR1616	3	50mAh	Lithium	16.0 x 1.6	CR1616, BR1616, DL1616	1.32	1.15	.98
614-CR2016	3	75mAh	Lithium	20.0 x 1.6	CR/BR2016, DL2016, SB-T11	1.32	1.15	.98
614-CR2025	3	148mAh	Lithium	20.0 x 2.5	CR2025, DL2025, SB-T14	1.32	1.15	.98
614-CR2032	3	200mAh	Lithium	20.0 x 3.2	CR2320, CR/BR2320	1.32	1.15	.98
614-CR2325	3	190mAh	Lithium	23.0 x 2.5	BR2325, SB-T12	1.67	1.45	1.24
✻ 614-LR44	1.5	105mAh	Alkaline	11.6 x 5.4	LR44, LR1154, V13GA	1.72	1.50	1.28

Lithium Batteries

EAGLE PICHER BATTERIES

Features:

- Stainless steel construction for corrosion resistance
- Hermitically sealed to ensure long life and non leakage at high temperatures
- Flat discharge characteristics
- Stand-by power for 10 years and more
- Wave solderability up to 5 seconds
- Years of low-rate, continuous use
- Unrestricted shipping

KEEPER II° LITHIUM BATTERIES

For quantities greater than listed, call for quote.

MOUSER STOCK NO.	Fig.	Description	Dimensions (In.)			Wt. (Gms.)	Price Each		
			L	W	T		1	10	50
521-3PN	A	3.5V 350mAH	**.60**	**.65**	**.25**	**4.0**	**5.60**	**5.40**	**4.85**
521-3PNS2	B	3.5V 350mAH	**.65**	**.25**	**.60**	**4.0**	**5.09**	**4.92**	**4.41**
521-3PNS4	C	3.5V 350mAH	**.60**	**.25**	**.65**	**4.0**	**5.35**	**5.17**	**4.63**
521-7P	D	3.5V 750mAH	**1.20**	**.70**	**.35**	**9.0**	**6.10**	**5.90**	**5.29**
521-7PN	E	3.5V 750mAH	**1.00**	**.65**	**.25**	**6.8**	**5.94**	**5.74**	**5.15**
521-7PNS4	F	3.5V 750mAH	**.65**	**.25**	**1.00**	**6.8**	**5.65**	**5.46**	**4.90**
521-7PNS6	G	3.5V 750mAH	**1.00**	**.25**	**.65**	**6.8**	**5.80**	**5.60**	**5.02**
521-16PCOFS11	H	3.5V 1.6AH	**1.86**	**.66**	**.66**	**25.0**	**7.92**	**7.56**	**6.86**

KEEPER II° MAGNUM™ BATTERIES

For quantities greater than listed, call for quote.

MOUSER STOCK NO.	Fig.	Description	Dimensions (In.)			Wt. (Gms.)	Price Each		
			L	W	T		1	10	50
521-16M	I	3.5V 1.6AH	1.71	.99	.37	20	**8.69**	**8.30**	**7.53**
521-16MS2	J	3.5V 1.6AH	1.50	.90	.28	16	**8.53**	**8.14**	**7.40**

TIME KEEPER™ COMPUTER BATTERIES

For quantities greater than listed, call for quote.

MOUSER STOCK NO.	Fig.	Description	Dimensions (In.)			Wt. (Gms.)	Price Each		
			L	W	T		1	10	50
521-16PCOFS7	K	3.65V 1.6AH	1.90	.70	.72	30.0	**9.58**	**9.26**	**8.30**

KEEPER II° CYLINDRICAL BATTERIES

For quantities greater than listed, call for quote.

MOUSER STOCK NO.	Fig.	Description	Size	Dimensions (In.)		Wt. (Gms.)	Price Each		
				L	D		1	10	50
521-9CPT	L	3.6V .95AH	1/2 AA	.985	.540	8.6	**6.75**	**6.53**	**5.87**

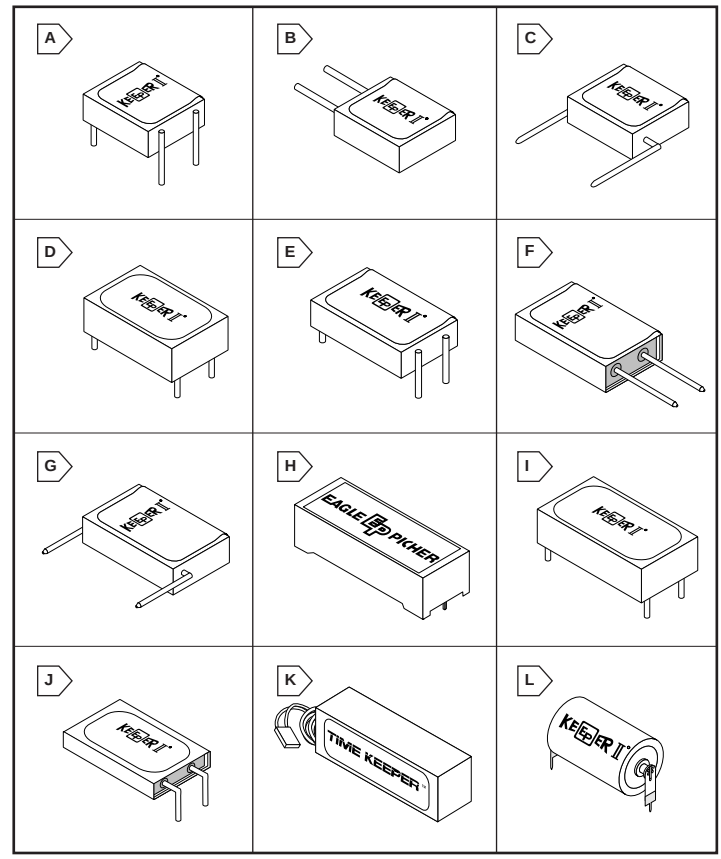

ULTRALIFE® LITHIUM 9-VOLT BATTERY

The Ultimate In Long Life! More than twice the capacity and can last up to four times as long as premium alkaline batteries in most applications.

MOUSER STOCK NO.	Dimensions (In.)			Price Each		
	W	H	L	1	12	24
5169-U9VL-FP	.674	1.933	1.039	**6.16**	**5.78**	**5.58**

Features:

- Long shelf life - up to 10 years
- Environmentally responsible - contains no mercury, cadmium, or lead
- Ideal for medical equipment, instrumentation, security/alarm systems
- Packaged in lithium foil package

Specifications:

- Weight: 1.35 oz.
- Rating: 1,200 mAh
- Temperature range: -40°C to +70°C

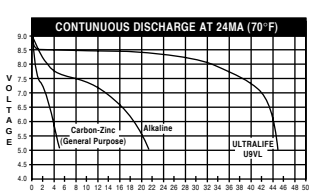

ULTRALIFE® LITHIUM PHOTO /COMPUTER BATTERIES

For quantities greater than listed, call for quote.

MOUSER STOCK NO.	Description	Price Each		
		1	12	24
5169-UB123ABP	2/3A 3V lithium	**3.60**	**3.38**	**3.26**
5169-UB223ABP	6V lithium photo	**7.20**	**6.75**	**6.53**
5169-UB2CR5BP	6V lithium photo	**7.20**	**6.75**	**6.53**

Features:

- Environmentally responsible - contains no mercury, cadmium, or lead
- Delivers exceptionally high energy over a wide temperature range
- Fits cameras and flashes that use 3V or 6V lithium batteries
- Provides back-up for many personal computers

3 Volt

6 Volt



6 Volt

ULTRALIFE® THIN CELL™ LITHIUM 3-VOLT BATTERIES

Wafer thin - as thin as .020 inch (.5mm) - Ideal for multiple applications: "smart cards", toll collection transponders, electronic inventory identification tags - any device that demands compact, efficient, high-energy batteries. With their prismatic form factor and high ratio of active materials to packaging, Thin Cells™ can fill virtually any battery cavity super-efficiently. Thin Cells™ operate from -20°C to +50°C and can deliver over 150mAh of capacity per cubic centimeter of active material. U3VF-K cell has "window" contacts, with tab contacts available. U3VF-L-T cell comes only with tab contacts.

Features:

- Operate from -20°C to +85°C
- Lithium-manganese dioxide chemistry
- Light weight
- Contains no mercury, cadmium, lead, or other toxic metals

For quantities greater than listed, call for quote.

MOUSER STOCK NO.	Dimensions (In.)	Price Each		
		1	12	24
5169-U3VF-L-T	1.52 x 1.18 x .08	**5.00**	**4.25**	**4.00**
5169-U3VF-K	2.90 x 1.81 x .09	**6.00**	**5.10**	**4.80**

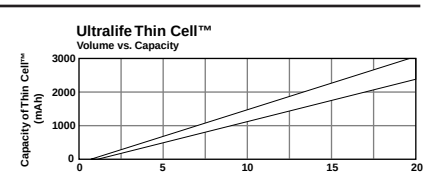

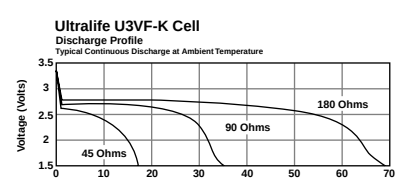

9V Battery Snaps

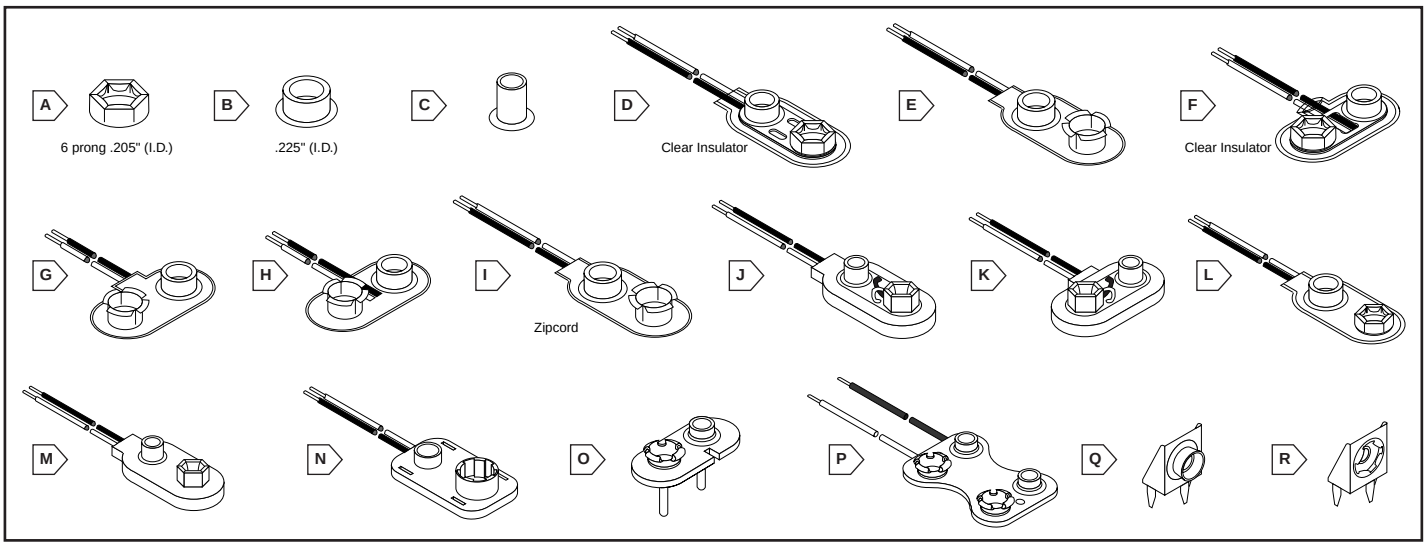

Largest selection of battery snaps available.
Over a million pieces in stock. Stocked in all types shown below. For use with standard 9 volt battery. All leads are stripped and pre-tinned. All are fully insulated and contacts are nickel plated brass. Leads are polarity color coded. All except "molded" type, feature PVC plastic insulation over a base of vulcanized fiber board.

- Standard 9 volt size (.5" snap spacing)
- Available with 4, 5, or 6 prong contacts
- Black (except where noted)
- Available in 22, 24, and 26 AWG stranded lead wires
- Male snap .225" (O.D.)
- Female snap .205" (I.D.)

EAGLE MINI BATTERY SNAPS AND RIVETS

- Rivets can be applied to PC boards, battery holders, battery packs, etc.

MOUSER STOCK NO.	Fig.	Description	Price Each			
			10	100	1000	10,000
12BC269	A	Mini battery female snap	.03	.024	.022	Call For Quote
12BC261	B	Mini battery male snap	.03	.024	.022	
48BC001	C	Mini rivet for snap	.03	.024	.022	

STANDARD BATTERY SNAPS

MOUSER STOCK NO.	Fig.	Wire Size	Lead Length (In.)	Contacts	Price Each			
					1	100	1000	10,000
12BC310	D	26 AWG	4	6 Prong	.33	.24	.19	Call For Quote
12BC309	D	26 AWG	6	6 Prong	.37	.26	.20	
12BC005	E	26 AWG	4	4 Prong	.28	.20	.15	
12BC025	E	26 AWG	5	4 Prong	.28	.20	.15	
12BC009	E	26 AWG	6	4 Prong	.28	.20	.15	
12BC008	E	26 AWG	8	4 Prong	.29	.21	.16	
12BC013	E	26 AWG	10	4 Prong	.31	.22	.17	
12BC012	E	26 AWG	12	4 Prong	.39	.28	.21	
12BC311	F	26 AWG	4	6 Prong	.39	.28	.21	
12BC006	G	26 AWG	4	4 Prong	.31	.22	.17	
12BC095	G	26 AWG	5	4 Prong	.31	.22	.17	
12BC092	G	26 AWG	6	4 Prong	.31	.22	.17	
12BC002	G	26 AWG	8	4 Prong	.32	.23	.18	
12BC096	G	26 AWG	10	4 Prong	.33	.24	.19	
12BC003	G	26 AWG	12	4 Prong	.44	.32	.23	

- UL listed wire

12BC104	E	26 AWG	4	4 Prong	.37	.26	.20	Call For Quote
12BC106	E	26 AWG	6	4 Prong	.39	.28	.21	
12BC110	E	26 AWG	10	4 Prong	.44	.32	.23	
12BC134	E	24 AWG	4	4 Prong	.42	.30	.22	
12BC136	E	24 AWG	6	4 Prong	.44	.31	.23	
12BC140	E	24 AWG	10	4 Prong	.49	.35	.26	
12BC154	E	22 AWG	4	4 Prong	.44	.32	.23	
12BC156	E	22 AWG	6	4 Prong	.49	.35	.26	
12BC160	E	22 AWG	10	4 Prong	.54	.40	.29	
12BC124	G	26 AWG	4	4 Prong	.37	.26	.20	
12BC126	G	26 AWG	6	4 Prong	.39	.28	.21	
12BC130	G	26 AWG	10	4 Prong	.44	.32	.23	
121-2204	H	26 AWG	4	4 Prong	.37	.26	.20	
121-2206	H	26 AWG	6	4 Prong	.39	.28	.21	
121-2200	H	26 AWG	10	4 Prong	.44	.32	.23	
12BC144	H	24 AWG	4	4 Prong	.42	.30	.22	Call For Quote
12BC146	H	24 AWG	6	4 Prong	.44	.32	.23	
12BC150	H	24 AWG	10	4 Prong	.49	.35	.26	
12BC164	H	22 AWG	4	4 Prong	.44	.32	.23	
12BC166	H	22 AWG	6	4 Prong	.49	.35	.26	
12BC170	H	22 AWG	10	4 Prong	.55	.40	.29	

- Zipcord leads (black and white)

12BC015	I	24 AWG	4	4 Prong	.37	.26	.20	Call For Quote
12BC010	I	24 AWG	6	4 Prong	.42	.30	.22	
12BC016	I	24 AWG	10	4 Prong	.44	.33	.24	

EAGLE BATTERY SNAPS

Molded 5000 Series

A unique 2 piece molded design. Leads are attached to the snaps with copper solderless ring terminals for extra strength and reliability. 7-strand copper conductor (tin overcoated).

- UL listed wire

MOUSER STOCK NO.	Fig.	Wire Size	Lead Length (In.)	Contacts	Price Each			
					1	100	1000	10,000
123-5004	J	26 AWG	4	6 Prong	.36	.22	.20	Call For Quote
123-5006	J	26 AWG	6	6 Prong	.36	.22	.20	
123-5008	J	26 AWG	8	6 Prong	.41	.24	.22	
123-5014	K	26 AWG	4	6 Prong	.41	.24	.22	
123-5016	K	26 AWG	6	6 Prong	.39	.23	.21	
123-5018	K	26 AWG	8	6 Prong	.43	.26	.23	

6000 Series

Features:

- Precision riveting-no cracks or bursts
- Conforms to IEC standards
- Pull tested to withstand 18 lbs. of force from any direction
- Crimp leads eliminate cold solder joints
- Leads made of UL listed wire with overcoated conductor to minimize corrosion
- Jacket color: silver

123-6004	L	26 AWG	4	6 Prong	.31	.15	.14	Call For Quote
123-6005	L	26 AWG	5	6 Prong	.32	.16	.15	
123-6006	L	26 AWG	6	6 Prong	.33	.17	.16	
123-6008	L	26 AWG	8	6 Prong	.36	.18	.17	

Molded *PREMIUM* 7000 Series

A unique 2 piece molded design. Leads are attached to the snaps with copper solderless ring terminals for extra strength and reliability.

Features:

- High reliability 6 prong nickel plated brass snaps
- Attractive white housing with light blue cover
- UL/CSA 1007 24 AWG stripped and tinned wire
- Solderless ring terminals eliminate cold solder joints

123-7014	M	24 AWG	4	6 Prong	.83	.42	.38	Call For Quote
123-7016	M	24 AWG	6	6 Prong	.83	.42	.38	
123-7020	M	24 AWG	10	6 Prong	.89	.45	.42	

Molded 8000 Series

Introducing a 2 piece molded battery snap with a modern look. The 26 AWG leads are crimped to nickel-plated brass contacts for extra reliability and strength.

Features:

- Housing material: ABS plastic
- Lead wire: UL 1007 26 AWG

Specifications:

- Contact strength: 3.31 lbs.
- Contact resistance: 25 mΩ @ max 10mA DC

123-8006	N	26 AWG	6	5 Prong	.39	.24	.21	Call

KEYSTONE ELECTRONICS CORP. VERTICAL "9 VOLT" PC CONNECTOR

Features:

- One piece construction
- Wave solderable
- Anti-wicking design

Material:

- Contacts: steel, nickel plated
- PC pins: brass, tin plated
- Insulator: gray fiber .062

MOUSER STOCK NO.	Fig.	Description	Price Each			
			1	100	500	1000
534-968	O	9 volt PC connector	1.01	.50	.43	Call

DUAL BATTERY SNAP

MOUSER STOCK NO.	Fig.	Description	Price Each			
			1	10	100	500
534-227	P	Parallel 9V dual battery snap	1.43	1.18	1.08	Call

PCB SNAP-ONS

Mounts directly to edge of PC board

534-635	Q	PCB snap-ons, male connector	.22	.19	.16	Call
534-636	R	PCB snap-ons, female connector	.27	.23	.19	

EAGLE Battery Holders

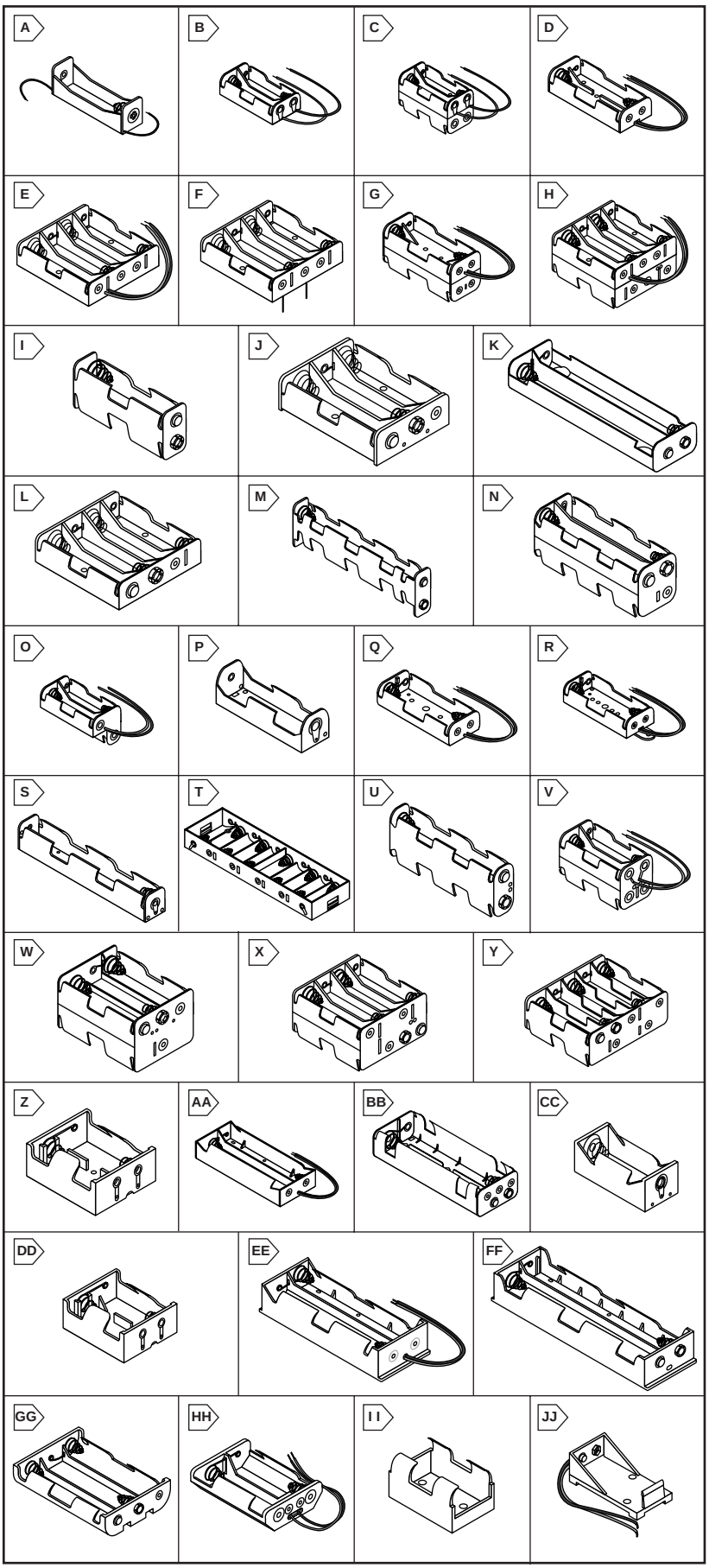

Battery holders are constructed using an "unbreakable" type plastic. Nickel-plated hardware provides excellent corrosion resistance from battery acid.

Snap Size: Large = Male .275" (O.D.) Female .250" (I.D.) Mini = Male .225" (O.D.) Female .205" x (I.D.)

"N" SIZE BATTERY HOLDERS

Standard For quantities greater than listed, call for quote.

MOUSER STOCK NO.	Fig.	No. of Cells	Color	Description	Price Each 1	10	100
12BH510	A	1	Black	6" leads-tinned 3/16"	.58	.39	.35
12BH511	A	1	Black	Solder tabs	.58	.39	.35
12BH512	A	1	Black	PC mount-solder legs	.58	.39	.35
12BH521	B	2	Black	6" leads-tinned 3/16"	.58	.52	.48
12BH541	C	4	Black	6" leads-tinned 3/16"	.95	.86	.79

"AAA" SIZE BATTERY HOLDERS

Standard For quantities greater than listed, call for quote.

12BH410	A	1	Black	6" leads-tinned 3/16"	.45	.37	.31
12BH411	A	1	Black	Solder tabs	.58	.39	.35
12BH412	A	1	Black	PC mount-solder legs	.59	.39	.36
12BH421	D	2	Black	6" leads-tinned 3/16"	.69	.65	.57
12BH423	D	2	Black	PC mount-solder legs	.69	.65	.57
12BH424	D	2	Black	Mini snaps spaced .50"	.69	.65	.57
12BH441	E	4	Black	6" leads-tinned 3/16"	1.49	1.34	1.24
12BH442	F	4	Black	PC mount-solder legs	1.79	1.61	1.49
12BH443	G	4	Black	6" leads-tinned 3/16"	.99	.89	.83
12BH481	H	8	Black	6" leads-tinned 3/16"	1.28	1.15	1.07

"AA" SIZE BATTERY HOLDERS

High Reliability For quantities greater than listed, call for quote.

MOUSER STOCK NO.	Fig.	No. of Cells	Color	Description	Price Each 1	10	100
12BH321	I	2	White	Mini snaps spaced .50"	1.42	1.18	1.07
12BH333	J	3	Black	Mini snaps spaced .50"	2.35	1.96	1.78
12BH334	J	3	Black	6" leads-tinned 3/16"	2.66	2.22	2.02
12BH344	K	4	White	Mini snaps spaced .50"	2.53	2.11	1.92
12BH352	K	4	White	Solder tabs	2.20	1.83	1.66
12BH447	L	4	Black	Mini snaps spaced .50"	2.56	2.13	1.94
12BH362	M	6	White	Mini snaps spaced .50"	2.09	1.74	1.58
12BH363	M	6	White	6" leads-tinned 3/16"	2.41	2.01	1.83
12BH382	N	8	Black	Mini snaps spaced .50"	2.45	2.04	1.85
12BH332	O	3	White	4.5" leads-tinned 3/16"	2.42	2.02	1.84

Standard For quantities greater than listed, call for quote.

12BH348	L	4	Black	6" leads-tinned 3/16"	.85	.65	.59
12BH349	L	4	Black	PC mount-solder legs	.85	.65	.59
12BH351	L	4	Black	Solder tabs	.85	.65	.59
12BH347	L	4	Black	Mini snaps spaced .50"	.85	.65	.59
12BH335	O	3	Black	6" leads-tinned 3/16"	.84	.64	.58
12BH311	P	1	Black	Solder tabs	.61	.46	.39
12BH325	Q	2	Black	6" leads-tinned 3/16"	.62	.56	.51
12BH323	R	2	Black	6" leads-tinned 3/16"	.67	.60	.55
12BH324	S	2	Black	Solder tabs	.65	.49	.41
12BH309	T	10	Black	Solder tabs	2.00	1.67	1.52
12BH341	U	4	Black	Mini snaps spaced .50"	.74	.56	.50
12BH350	V	4	Black	6" leads-tinned 3/16"	.79	.61	.55
12BH361	W	6	Black	Mini snaps spaced .50"	1.07	.82	.75
12BH381	X	8	Black	Mini snaps spaced .50"	1.30	1.08	.98
12BH310	Y	10	Black	Mini snaps spaced .50"	1.60	1.32	1.19

"C" SIZE BATTERY HOLDERS

High Reliability For quantities greater than listed, call for quote.

MOUSER STOCK NO.	Fig.	No. of Cells	Color	Description	Price Each 1	10	100
12BH221	Z	2	White	Solder tabs	2.20	1.83	1.66
12BH249	AA	4	White	8" leads-tinned 3/16"	2.92	2.43	2.21
12BH265	BB	6	White	8" leads-tinned 3/16"	3.42	2.85	2.59

Standard For quantities greater than listed, call for quote.

12BH261	BB	6	Black	Mini snaps spaced .50"	1.59	1.32	1.20
12BH263	BB	6	Black	6" leads-tinned 3/16"	1.59	1.32	1.20

"D" SIZE BATTERY HOLDERS

High Reliability For quantities greater than listed, call for quote.

12BH111	CC	1	White	Solder tabs	1.60	1.33	1.21
12BH122	DD	2	White	Solder tabs	2.59	2.16	1.96
12BH145	EE	4	White	8" leads-tinned 3/16"	4.38	3.65	3.32
12BH161	FF	6	White	Lg. snaps spaced 1.32"	4.52	3.77	3.43
12BH162	GG	6	White	Lg. snaps spaced 1.32"	5.23	4.36	3.96

Standard For quantities greater than listed, call for quote.

12BH121	DD	2	Black	Solder tabs	1.09	.90	.79
12BH123	HH	2	Black	8" leads-tinned 3/16"	1.29	1.16	1.08

"9V" SIZE BATTERY HOLDERS

High Reliability For quantities greater than listed, call for quote.

12BH614	I I	1	Black	Cradle (no leads)	1.97	1.64	1.49

Standard For quantities greater than listed, call for quote.

12BH610	JJ	1	Black	6" leads-tinned 3/16"	.99	.89	.79
12BH611	JJ	1	Black	PC mount-solder legs	.99	.89	.79

KEYSTONE ELECTRONICS CORP. Battery Holders and Clips

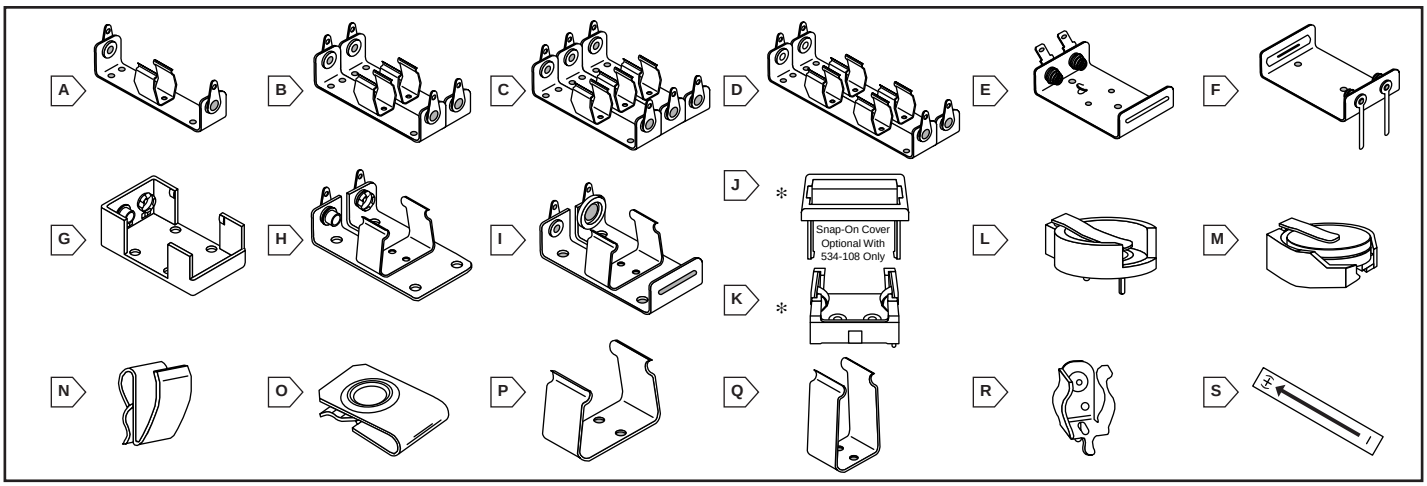

"AA" SIZE BATTERY HOLDERS

For quantities greater than listed, call for quote.

MOUSER STOCK NO.	Fig.	No. of Cells	Description	Price Each 1	10	100
534-139	A	1	Aluminum battery holder	.74	.62	.57
534-140	B	2	Aluminum battery holder	1.41	1.31	1.14
534-146	B	2	Aluminum battery holder in series	1.82	1.52	1.42
534-171	C	3	Aluminum battery holder	2.33	2.03	1.77
534-147	C	3	Aluminum battery holder in series	3.16	2.63	2.33
534-192	D	4	Aluminum battery holder	2.26	1.95	1.70
534-148	D	4	Aluminum battery holder in series	2.80	2.33	2.07

"C" SIZE BATTERY HOLDERS

For quantities greater than listed, call for quote.

534-173	A	1	Aluminum battery holder	.88	.78	.69
534-174	B	2	Aluminum battery holder	1.56	1.35	1.20
534-149	B	2	Aluminum battery holder in series	1.94	1.62	1.53
534-151	D	4	Aluminum battery holder in series	3.02	2.52	2.24

"D" SIZE BATTERY HOLDERS

For quantities greater than listed, call for quote.

MOUSER STOCK NO.	Fig.	No. of Cells	Description	Price Each 1	10	100
534-175	A	1	Aluminum battery holder	1.02	.89	.78
534-176	B	2	Aluminum battery holder	1.83	1.58	1.40

"6V" SIZE LITHIUM BATTERY HOLDERS

- For Eveready EL223A or equivalent

For quantities greater than listed, call for quote.

MOUSER STOCK NO.	Fig.	No. of Cells	Description	Price Each 1	10	100
534-223	E	1	Lithium; quick disconnect/solder lug term.	2.00	1.67	1.57
534-224	F	1	Lithium; PC terminals	2.12	1.77	1.62

"9V" SIZE BATTERY HOLDERS

For quantities greater than listed, call for quote.

MOUSER STOCK NO.	Fig.	No. of Cells	Description	Price Each 1	10	100
534-1294	G	1	Glass filled nylon; PC terminals	.80	.73	.64
534-1295	G	1	Glass filled nylon; solder lug terminal	.77	.69	.62
534-1290	H	1	Aluminum; solder terminal	1.22	1.02	.94
534-1291	H	1	Aluminum; PC terminal	1.48	1.23	1.15
534-203	I	1	Aluminum; solder terminal	1.16	.97	.85

PC BATTERY HOLDERS

✻UL 94V-0 material

- Snap-in design

For quantities greater than listed, call for quote.

MOUSER STOCK NO.	Fig.	No. of Cells	Description	Price Each 1	10	100
✻ 534-108A	J	1	Cover only	.40	.39	.32
✻ 534-108	K	1	1/2 "AA" size	1.53	1.26	1.12
534-1028	K	1	"AA" size	1.52	1.27	1.06

PC MOUNT COIN CELL BATTERY HOLDERS

- Contact material: Nickel over copper plated spring steel
- Housing material: Glass-filled nylon, UL 94V-0

For quantities greater than listed, call for quote.

MOUSER STOCK NO.	Fig.	No. of Cells	Cell Dia.	Fits Battery Types	Price Each 1	10	100
534-501	L	2	12mm	BR1216, CR1216, BR1220, CL1220, CR1220, BR1225	1.02	.94	.82
534-502	L	1	16mm	BR1616, CR1616, CR1620, CR1632	.84	.70	.64
534-301	L	1	30mm	BR3032	.89	.83	.69

PC MOUNT COIN CELL BATTERY HOLDERS

- Made of UL approved glass-filled nylon 94V-0

For quantities greater than listed, call for quote.

MOUSER STOCK NO.	Fig.	Description	Price Each 1	10	100
534-500	L	Holds 3-volt cell, .47" dia. x .1"	1.17	.96	.87

MOUSER STOCK NO.	Fig.	No. of Cells	Duracell	Ray-O-Vac Panasonic	Eveready GP	Price Each 1	10	100
534-105	L	1	- - - - -	- - - - -	- - - - -	.74	.71	.61
534-1025	L	2	DL2430 DL2450	- - - - - - - - - -	- - - - - - - - - -	.99	.86	.69
534-106	L	1	DL2016	BR2016	CR2016	.74	.71	.61
534-1026	L	2	DL2025 DL2032 - - - - -	CR2016 CR2025 BR2032	CR2025 CR2023 CR2032	.99	.86	.69
534-107	L	1	CR2316 - - - - -	BR2320 CR2325	- - - - - - - - - -	.74	.71	.61
534-1027	L	2	- - - - -	BR2330	- - - - -	.99	.86	.69

SURFACE MOUNT COIN CELL BATTERY HOLDERS

- Contact material: tin over nickel plated steel
- Housing material: Nylon, Stanyl-46
- Temperature rating: -15°C to 282°C

For quantities greater than listed, call for quote.

MOUSER STOCK NO.	Fig.	No. of Cells	Cell Dia.	Fits Battery Types	Price Each 1	10	100
534-1061	M	1	20mm	2016, 2025, 2032	1.12	1.02	.92
534-1062	M	2	20mm	2016, 2025, 2032	1.12	1.02	.92

SNAP-ON BATTERY CLIPS

- Self-anchoring
- Clips over panels from .060" to .070" thick

For quantities greater than listed, call for quote.

MOUSER STOCK NO.	Fig.	No. of Cells	Description	Price Each 1	100	500
534-204	N	1	"AAA", "AAAA", and "N" snap-on clip	.15	.12	.10
534-209	N	1	"AA" snap-on clip	.25	.12	.10
534-228	O	1	"AA" positive snap-on clip	.19	.09	.08

BATTERY CLIPS

- Aluminum clips: plain finish
- Steel clips: nickel-plated

For quantities greater than listed, call for quote.

MOUSER STOCK NO.	Fig.	Fits 9V Size	Dimensions H x W (In.)	Cell Mounts	Material	Price Each 1	10	100
534-071	P	.593 x 1.031	.687 x 1.031	Flat / horiz.	.015 steel	.26	.22	.18
534-079	P	.650 x 1.031	.765 x 1.050	Flat / horiz.	.015 steel	.30	.26	.21
534-080	Q	.650 x 1.031	1.187 x .625	Side / vert.	.015 steel	.32	.29	.23
534-095	Q	.625 x 1.000	1.125 x .656	Side / vert.	.025 alum.	.38	.27	.22

PC BATTERY CLIP

- For "A" and "AA" type batteries with diameters from .531" to .665"
- .015" spring steel, nickel-plated

For quantities greater than listed, call for quote.

MOUSER STOCK NO.	Fig.	No. of Cells	Description	Price Each 1	100	500
534-082	R	1	"AAA" and "N" snap-on clip	.17	.11	.09
534-092	R	1	A, AA type battery clip, snap-in design	.17	.11	.09

POLARITY INDICATOR LABELS

- Pressure sensitive adhesive back
- Adheres to all surfaces

For quantities greater than listed, call for quote.

MOUSER STOCK NO.	Fig.	Description	Price Each 1	100	500
534-058	S	Labels measure .25" x 1.375"	.05	.027	.023

NANO² SURFACE MOUNT FUSES

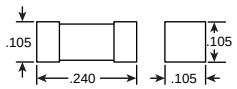

Very Fast Acting Fuse, 451000 Series

For quantities greater than listed, call for quote.

MOUSER STOCK NO.	Littelfuse Type	Amp (A)	Volt (V)	Price Each 1	100	500
5762-451.250	451.250	.250	125	1.16	1.03	.94
5762-451.500	451.500	.500	125	1.16	1.03	.94
5762-451.750	451.750	.750	125	.86	.77	.70
5762-451001	451 001	1	125	.86	.77	.70
5762-45101.5	45101.5	1.5	125	.86	.77	.70
5762-451002	451 002	2	125	.86	.77	.70
5762-451003	451 003	3	125	.86	.77	.70
5762-45102.5	45102.5	2.5	125	.86	.77	.70
5762-451004	451 004	4	125	.86	.77	.70
5762-451005	451 005	5	125	.86	.77	.70
5762-451010	451 010	10	125	.86	.77	.70
5762-451015	451 015	15	125	1.35	1.21	1.09

Slo-Blo Fuse, 452000 Series

For quantities greater than listed, call for quote.

MOUSER STOCK NO.	Littelfuse Type	Amp (A)	Volt (V)	Price Each 1	100	500
5762-452001	452 001	1	125	1.34	1.19	1.09
5762-45201.5	45201.5	1.5	125	1.34	1.19	1.09
5762-452002	452 002	2	125	1.34	1.19	1.09
5762-45202.5	45202.5	2.5	125	1.34	1.19	1.09
5762-452003	452 003	3	125	1.34	1.19	1.09
5762-452004	452 004	4	125	1.34	1.19	1.09
5762-452005	452 005	5	125	1.34	1.19	1.09

PICO® II FAST-ACTING SUBMINIATURE FUSES

The PICO® II is the first subminiature overcurrent protection component that makes maximum use of limited board space.

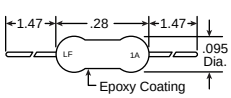

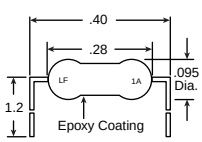

Axial Lead

For quantities greater than listed, call for quote.

MOUSER STOCK NO.	Littelfuse Type	Amp (A)	Volt (V)	Price Each 1	100	500
5761-51062	251.062	1/16	125	1.09	.99	.85
5761-51125	251.125	1/8	125	.97	.89	.76
5761-51250	251.250	1/4	125	.96	.88	.76
5761-51375	251.375	3/8	125	.96	.88	.76
5761-51500	251.500	1/2	125	.94	.86	.76
5761-51750	251.750	3/4	125	.73	.68	.59
5761-51001	251 001	1	125	.73	.68	.59
5761-51112	25101.5	1 1/2	125	.73	.68	.59
5761-51002	251 002	2	125	.75	.69	.59
5761-51212	25102.5	2 1/2	125	.75	.69	.59
5761-51003	251 003	3	125	.75	.69	.59
5761-51312	25103.5	3 1/2	125	.75	.69	.59
5761-51004	251 004	4	125	.75	.69	.59
5761-51005	251 005	5	125	.74	.67	.59
5761-51007	251 007	7	125	.76	.69	.59
5761-51010	251 010	10	125	.74	.67	.59
5761-51012	251 012	12	32	1.25	1.15	.98
5761-51015	251 015	15	32	1.25	1.15	.98

Radial Lead

For quantities greater than listed, call for quote.

MOUSER STOCK NO.	Littelfuse Type	Amp (A)	Volt (V)	Price Each 1	100	500
5761-52125	252.125	1/8	125	.97	.89	.76
5761-52250	252.250	1/4	125	.96	.88	.76
5761-52375	252.375	3/8	125	.96	.88	.76
5761-52500	252.500	1/2	125	.94	.86	.76
5761-52750	252.750	3/4	125	.73	.68	.59
5761-52001	252 001	1	125	.73	.68	.59
5761-52112	25201.5	1 1/2	125	.73	.68	.59
5761-52002	252 002	2	125	.75	.69	.59
5761-52003	252 003	3	125	.75	.69	.59
5761-52004	252 004	4	125	.75	.69	.59
5761-52005	252 005	5	125	.74	.67	.59
5761-52010	252 010	10	125	.74	.67	.59

MICRO™ FUSE 273 SERIES VERY FAST-ACTING SUBMINIATURE FUSES

Provides reliability in extra compact design. Available in plug-in lead style and a complete range of ampere ratings from 1/500 to 5 amp to suit a wide variety of design needs.

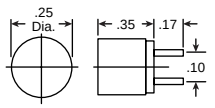

For quantities greater than listed, call for quote.

MOUSER STOCK NO.	Littelfuse Type	Amp (A)	Volt (V)	Price Each 1	100	500
5761-73150	273.002	1/500	125	4.74	4.38	4.03
5761-73120	273.005	1/200	125	4.74	4.38	4.03
5761-73110	273.010	1/100	125	4.74	4.38	4.03
5761-73164	273.015	1/64	125	4.74	4.38	4.03
5761-73032	273.031	1/32	125	4.74	4.38	4.03
5761-73020	273.050	1/20	125	1.59	1.47	1.35
5761-73062	273.062	1/16	125	1.59	1.47	1.35
5761-73100	273.100	1/10	125	2.58	2.20	2.02
5761-73125	273.125	1/8	125	1.59	1.47	1.35
5761-73200	273.200	2/10	125	1.59	1.47	1.35
5761-73250	273.250	1/4	125	1.59	1.47	1.35
5761-73300	273.300	3/10	125	1.59	1.47	1.35
5761-73400	273.400	4/10	125	1.59	1.47	1.35
5761-73500	273.500	1/2	125	2.38	2.20	2.02
5761-73600	273.600	6/10	125	1.59	1.47	1.35
5761-73700	273.700	7/10	125	1.59	1.47	1.35
5761-73750	273.750	3/4	125	1.59	1.47	1.35
5761-73800	273.800	8/10	125	1.59	1.47	1.35
5761-73001	273 001	1	125	1.59	1.47	1.35
5761-73112	27301.5	1 1/2	125	1.59	1.47	1.35
5761-73002	273 002	2	125	1.59	1.47	1.35
5761-73003	273 003	3	125	1.59	1.47	1.35
5761-73004	273 004	4	125	1.59	1.47	1.35
5761-73005	273 005	5	125	1.59	1.47	1.35

2AG FUSES

224 Series (Axial Lead) Fast-Acting Fuses

The 2AG fuse provides the same performance characteristics as the universal standard 3AG design in less than one-third the space.

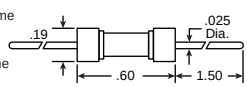

For quantities greater than listed, call for quote.

MOUSER STOCK NO.	Littelfuse Type	Amp (A)	Volt (V)	Price Each 1	100	500
5760-24250	224.250	1/4	250	.74	.69	.63
5760-24375	224.375	3/8	250	.74	.69	.63
5760-24500	224.500	1/2	250	.57	.53	.48
5760-24750	224.750	3/4	250	.57	.53	.48
5760-24001	224 001	1	250	.57	.53	.48
5760-24002	224 002	2	250	.57	.53	.48
5760-24003	224 003	3	250	.57	.53	.48
5760-24004	224 004	4	125	.57	.53	.48
5760-24005	224 005	5	125	.57	.53	.48

225 Series Fast-Acting Fuses

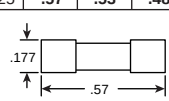

For quantities greater than listed, call for quote.

MOUSER STOCK NO.	Littelfuse Type	Amp (A)	Volt (V)	Price Each 1	100	500
5760-25125	225.125	1/8	250	.56	.52	.48
5760-25250	225.250	1/4	250	.56	.52	.48
5760-25500	225.500	1/2	250	.40	.36	.33
5760-25001	225 001	1	250	.40	.36	.33
5760-25112	22501.5	1 1/2	250	.40	.36	.33
5760-25002	225 002	2	250	.40	.36	.33
5760-25003	225 003	3	250	.40	.36	.33
5760-25004	225 004	4	125	.40	.36	.33

229 Series Slo-Blo® Fuses

For quantities greater than listed, call for quote.

MOUSER STOCK NO.	Littelfuse Type	Amp (A)	Volt (V)	Price Each 1	100	500
5760-29250	229.250	1/4	250	.47	.43	.40
5760-29500	229.500	1/2	250	.47	.43	.40
5760-29001	229 001	1	250	.47	.43	.40
5760-29112	22901.5	1 1/2	250	.47	.43	.40
5760-29002	229 002	2	250	.47	.43	.40
5760-29003	229 003	3	250	.47	.43	.40
5760-29004	229 004	4	125	.47	.43	.40
5760-29005	229 005	5	125	.47	.43	.40
5760-29007	229 007	7	125	.47	.43	.40

2AG FUSES (con't)

230 Series (Axial Lead) Slo-Blo® Fuses

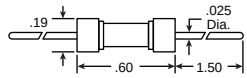

For quantities greater than listed, call for quote.

MOUSER STOCK NO.	Littelfuse Type	Amp (A)	Volt (V)	Price Each 1	100	500
5760-30250	230.250	1/4	250	.69	.63	.53
5760-30500	230.500	1/2	250	.68	.62	.53
5760-30750	230.750	3/4	250	.68	.62	.53
5760-30001	230 001	1	250	.68	.62	.53
5760-30002	230 002	2	250	.69	.63	.53
5760-30312	23003.5	3 1/2	250	.69	.63	.53
5760-30004	230 004	4	125	.69	.63	.53
5760-30005	230 005	5	125	.70	.64	.53

3AG FUSES

312 Series Fast-Acting Fuses

A standard for cost effective reliability and performance in circuit protection, the 3AG fuse satisfies a broad range of application requirements.

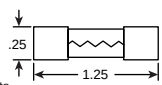

For quantities greater than listed, call for quote.

MOUSER STOCK NO.	Littelfuse Type	Amp (A)	Volt (V)	Price Each 1	100	500
5760-12062	312.062	1/16	250	.93	.85	.73
5760-12125	312.125	1/8	250	.93	.85	.73
5760-12175	312.175	.175	250	.93	.85	.73
5760-12187	312.187	3/16	250	.93	.85	.73
5760-12250	312.250	1/4	250	.57	.53	.45
5760-12300	312.300	3/10	250	.58	.54	.45
5760-12375	312.375	3/8	250	.58	.54	.45
5760-12500	312.500	1/2	250	.39	.35	.30
5760-12750	312.750	3/4	250	.39	.35	.31
5760-12001	312 001	1	250	.24	.22	.19
5760-12114	3121.25	1 1/4	250	.25	.23	.20
5760-12112	31201.5	1 1/2	250	.25	.23	.20
5760-12002	312 002	2	250	.25	.23	.20
5760-12212	31202.5	2 1/2	250	.25	.23	.20
5760-12003	312 003	3	250	.24	.22	.19
5760-12004	312 004	4	250	.38	.35	.31
5760-12005	312 005	5	250	.38	.35	.31
5760-12006	312 006	6	250	.39	.36	.31
5760-12007	312 007	7	250	.39	.36	.31
5760-12008	312 008	8	250	.53	.48	.42
5760-12010	312 010	10	250	.52	.47	.42

313 Series Slo-Blo® Fuses

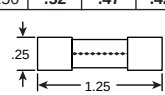

For quantities greater than listed, call for quote.

MOUSER STOCK NO.	Littelfuse Type	Amp (A)	Volt (V)	Price Each 1	100	500
5760-13031	313.031	1/32	250	1.88	1.72	1.46
5760-13062	313.062	1/16	250	1.49	1.36	1.16
5760-13100	313.100	1/10	250	1.49	1.36	1.16
5760-13125	313.125	1/8	250	1.47	1.35	1.16
5760-13200	313.200	2/10	250	1.49	1.36	1.16
5760-13250	313.250	1/4	250	.87	.80	.70
5760-13300	313.300	3/10	250	.90	.82	.70
5760-13375	313.375	3/8	250	.90	.82	.70
5760-13400	313.400	4/10	250	.90	.82	.70
5760-13500	313.500	1/2	250	.83	.76	.67
5760-13600	313.600	6/10	250	.86	.79	.67
5760-13700	313.700	7/10	250	.86	.79	.67
5760-13750	313.750	3/4	250	.86	.79	.67
5760-13800	313.800	8/10	250	.86	.79	.67
5760-13001	313 001	1	250	.83	.76	.67
5760-13114	3131.25	1 1/4	250	.65	.60	.51
5760-13112	31301.5	1 1/2	250	.64	.59	.51
5760-13161	31301.6	1 6/10	250	.65	.60	.51
5760-13002	313 002	2	250	.63	.58	.51
5760-13212	31302.5	2 1/2	250	.65	.60	.51
5760-13003	313 003	3	250	.64	.59	.51
5760-13321	31303.2	3 2/10	250	.65	.60	.51
5760-13004	313 004	4	250	.65	.60	.51
5760-13005	313 005	5	250	.64	.59	.51
5760-13614	3136.25	6 1/4	250	.65	.60	.51
5760-13007	313 007	7	250	.65	.60	.51
5760-13008	313 008	8	32	.65	.60	.51
5760-13010	313 010	10	32	.87	.80	.68
5760-13012	313 012	12	32	.87	.80	.68
5760-13015	313 015	15	32	.87	.80	.68
5760-13020	313 020	20	32	.87	.80	.68
5760-13025	313 025	25	32	.87	.80	.68
5760-13030	313 030	30	32	.87	.80	.68

5mm x 20mm FUSES Designed to IEC Standard

DIMENSIONS (IN.)

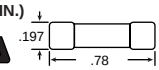

216 Series Fast Acting Fuses

• 1500 amp interrupting rating ✻

For quantities greater than listed, call for quote.

MOUSER STOCK NO.	Littelfuse Type	Amp (A)	Volt (V)	Price Each 1	100	500
5765-16125	216.125	.125	250	1.02	.94	.81
5765-16200	216.200	.200	250	1.02	.94	.81
5765-16250	216.250	.250	250	1.02	.94	.81
5765-16400	216.400	.400	250	1.02	.94	.81
5765-16500	216.500	.500	250	1.02	.94	.81
5765-16630	216.630	.630	250	1.02	.94	.81
5765-16800	216.800	.800	250	1.02	.94	.81
5765-16001	216 001	1	250	1.02	.94	.81
5765-16114	2161.25	1.25	250	1.02	.94	.81
5765-16161	21601.6	1.6	250	1.02	.94	.81
5765-16002	216 002	2	250	1.02	.94	.81
5765-16212	21602.5	2.5	250	1.02	.94	.81
5765-16316	2163.15	3.15	250	1.02	.94	.81
5765-16004	216 004	4	250	1.02	.94	.81
5765-16005	216 005	5	250	1.02	.94	.81
5765-16631	21606.3	6.3	250	1.02	.94	.81
5765-16008	216 008	8	250	1.16	1.06	.91
5765-16010	216 010	10	250	1.16	1.06	.91

217 Series Fast Acting Fuses

• 35 amp interrupting rating ✻

For quantities greater than listed, call for quote.

MOUSER STOCK NO.	Littelfuse Type	Amp (A)	Volt (V)	Price Each 1	100	500
5765-17125	217.125	.125	250	1.18	1.08	.95
5765-17200	217.200	.200	250	.74	.67	.58
5765-17250	217.250	.250	250	.74	.67	.58
5765-17400	217.400	.400	250	.74	.67	.58
5765-17500	217.500	.500	250	.22	.20	.17
5765-17630	217.630	.630	250	.22	.20	.17
5765-17800	217.800	.800	250	.22	.20	.17
5765-17001	217 001	1	250	.22	.20	.17
5765-17114	2171.25	1.25	250	.22	.20	.17
5765-17161	21701.6	1.6	250	.22	.20	.17
5765-17002	217 002	2	250	.22	.20	.17
5765-17212	21702.5	2.5	250	.22	.20	.17
5765-17316	2173.15	3.15	250	.22	.20	.17
5765-17004	217 004	4	250	.22	.20	.17
5765-17005	217 005	5	250	.22	.20	.17
5765-17631	21706.3	6.3	250	.22	.20	.17
5765-17008	217 008	8	250	.89	.81	.69
5765-17010	217 010	10	250	.89	.81	.69

218 Series SLO-BLO® Fuses

• 35 amp interrupting rating ✻

For quantities greater than listed, call for quote.

MOUSER STOCK NO.	Littelfuse Type	Amp (A)	Volt (V)	Price Each 1	100	500
5765-18063	218.063	.063	250	1.52	1.39	1.22
5765-18125	218.125	.125	250	.93	.85	.74
5765-18200	218.200	.200	250	.93	.85	.74
5765-18250	218.250	.250	250	.93	.85	.74
5765-18400	218.400	.400	250	.93	.85	.74
5765-18500	218.500	.500	250	.67	.62	.53
5765-18630	218.630	.630	250	.67	.62	.53
5765-18800	218.800	.800	250	.67	.62	.53
5765-18001	218 001	1	250	.67	.62	.53
5765-18114	2181.25	1.25	250	.67	.62	.53
5765-18161	21801.6	1.6	250	.67	.62	.53
5765-18002	218 002	2	250	.67	.62	.53
5765-18212	21802.5	2.5	250	.67	.62	.53
5765-18316	2183.15	3.15	250	.67	.62	.53
5765-18004	218 004	4	250	.67	.62	.53
5765-18005	218 005	5	250	.67	.62	.53
5765-18631	21806.3	6.3	250	.67	.62	.53
5765-18008	218 008	8	250	.93	.85	.73
5765-18010	218 010	10	250	.93	.85	.73

✻ The interrupting rating is the maximum current, at the rated voltage, that the fuse can safely open without the possibility of rupturing.

KLK SERIES MIDGET AC FAST ACTING FUSES

• For circuits with high AC fault capacity • 100,000 amp interrupting rating

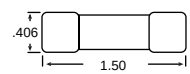

For quantities greater than listed, call for quote.

MOUSER STOCK NO.	Littelfuse Type	Amp (A)	Volt (V)	Price Each 1	10	100
5766-KK001	KLK1	1	600	6.12	5.92	5.71
5766-KK002	KLK2	2	600	6.12	5.92	5.71
5766-KK003	KLK3	3	600	6.12	5.92	5.71
5766-KK004	KLK4	4	600	6.12	5.92	5.71
5766-KK005	KLK5	5	600	6.12	5.92	5.71
5766-KK006	KLK6	6	600	6.12	5.92	5.71

For quantities greater than listed, call for quote.

MOUSER STOCK NO.	Littelfuse Type	Amp (A)	Volt (V)	Price Each 1	10	100
5766-KK007	KLK7	7	600	6.12	5.92	5.71
5766-KK010	KLK10	10	600	6.12	5.92	5.71
5766-KK015	KLK15	15	600	6.12	5.92	5.71
5766-KK020	KLK20	20	600	6.12	5.92	5.71
5766-KK025	KLK25	25	600	6.12	5.92	5.71
5766-KK030	KLK30	30	600	6.12	5.92	5.71

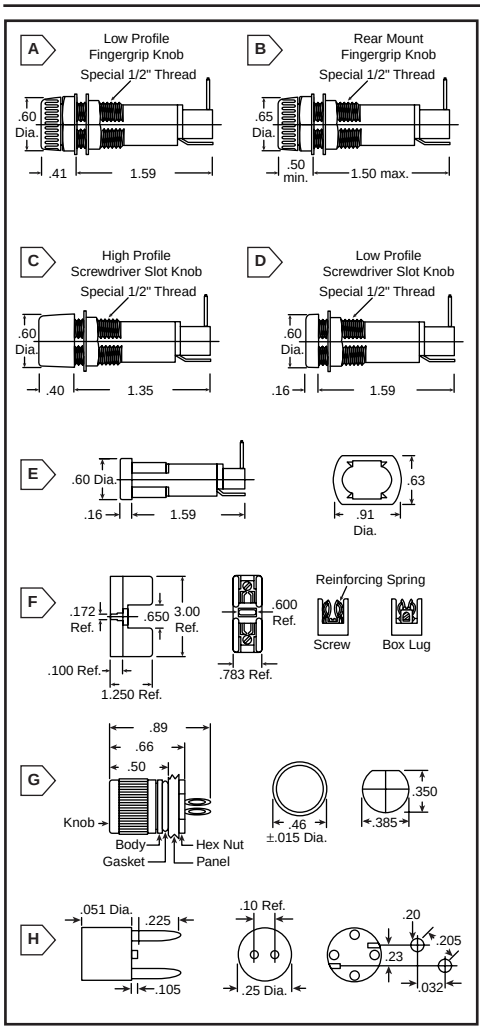

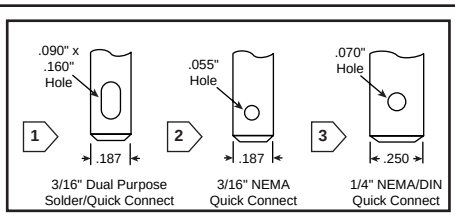

INTERNATIONAL SHOCK-SAFE FUSE HOLDERS

• Designed to IEC standard • Panel mount type

For 3AG Fuses, Right Angle Terminals

For quantities greater than listed, call for quote.

MOUSER STOCK NO.	Fig.	Term. Type	Size	Price Each 1	100	500
5767-345311	A	1	3/16"	1.89	1.68	1.52
5767-345313	A	2	3/16"	1.89	1.68	1.52
5767-345317	A	3	1/4"	2.01	1.79	1.62
5767-345321	B	1	3/16"	2.01	1.79	1.62
5767-345323	B	2	3/16"	2.01	1.79	1.62
5767-345327	B	3	1/4"	2.13	1.90	1.72
5767-345331	C	1	3/16"	1.89	1.68	1.52
5767-345333	C	2	3/16"	1.89	1.68	1.52
5767-345337	C	3	1/4"	2.01	1.79	1.62
5767-345341	D	1	3/16"	1.89	1.68	1.52
5767-345343	D	2	3/16"	1.89	1.68	1.52
5767-345347	D	3	1/4"	2.01	1.79	1.62
5767-345351	E	1	3/16"	2.01	1.79	1.62
5767-345353	E	2	3/16"	2.01	1.79	1.62
5767-345357	E	3	1/4"	2.13	1.90	1.72

For 5mm x 20mm Fuses, Right Angle Terminals

5767-345511	A	1	3/16"	2.14	1.91	1.73
5767-345513	A	2	3/16"	2.14	1.91	1.73
5767-345517	A	3	1/4"	2.27	2.02	1.83
5767-345521	B	1	3/16"	2.27	2.02	1.83
5767-345523	B	2	3/16"	2.27	2.02	1.83
5767-345527	B	3	1/4"	2.39	2.13	1.93
5767-345531	C	1	3/16"	2.14	1.91	1.73
5767-345533	C	2	3/16"	2.14	1.91	1.73
5767-345537	C	3	1/4"	2.27	2.02	1.83
5767-345541	D	1	3/16"	2.14	1.91	1.73
5767-345543	D	2	3/16"	2.14	1.91	1.73
5767-345547	D	3	1/4"	2.27	2.02	1.83
5767-345551	E	1	3/16"	2.27	2.02	1.83
5767-345553	E	2	3/16"	2.27	2.02	1.83
5767-345557	E	3	1/4"	2.39	2.13	1.93

FUSE BLOCKS FOR 13/32" x 1 1/2" MIDGET FUSES

Features:

- 600 volt rating
- Inter-locking feature allows multiple pole capability
- Maximum wire size: box lug #6cu, screw #10cu

Box Lugs

For quantities greater than listed, call for quote.

MOUSER STOCK NO.	Fig.	Amp (A)	No. of Poles	Price Each 1	10	100
5767-63111	F	30	1	7.11	6.61	5.95
5767-63121	F	30	2	14.22	13.23	11.91
5767-63131	F	30	3	21.33	19.84	17.86

Screw Terminals

MOUSER STOCK NO.	Fig.	Amp (A)	No. of Poles	Price Each 1	10	100
5767-63112	F	20	1	3.44	3.20	2.88
5767-63122	F	20	2	5.93	5.51	4.96
5767-63132	F	20	3	7.83	7.28	6.55

RF SHIELDED 282 SERIES MICRO™ FUSE FUSE HOLDER

Space saving. Screw-on drip-proof knob construction permits use when presence of moisture exists at front of panels.

Specifications:

- Electrical: rated at 5 amp for any voltage up to 125V
- Panel thickness (max): .093
- Molded parts: black thermoplastic
- Housing, knob, and nut: aluminum, untreated
- Chromate finish for RF shielding

For quantities greater than listed, call for quote.

MOUSER STOCK NO.	Fig.	Mounting	Price Each 1	100	500
5767-82001	G	Front Panel	8.43	7.91	7.64

MICRO™ FUSE/PICO® II 281 SERIES PCB FUSE HOLDER

Will accept Littelfuse Microfuse and PICO® II fuses (rated to 5 amp) with .025" diameter leads.

Specifications:

- Electrical: rated @ 5 amp, for any voltage up to 125V
- Terminals: silver plated, copper alloy
- Molded parts: white thermoplastic
- Ambient temperature: -40°C to +100°C

For quantities greater than listed, call for quote.

5767-81005	H	Vertical	1.42	1.26	1.01

Fuses

DIMENSIONS (IN.)

All are UL Approved except where noted by an asterisk

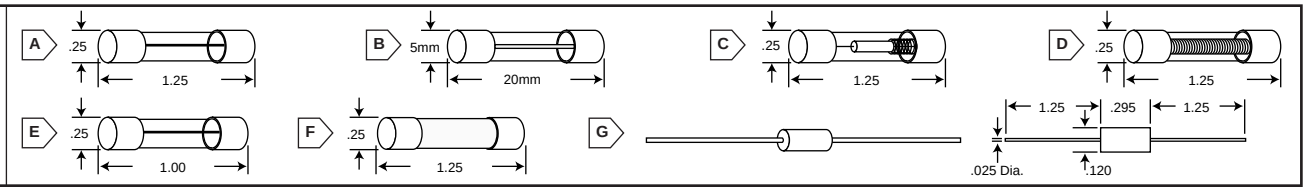

Standard 1/4 x 1-1/4 Fast Acting

For quantities greater than listed, call for quote.

MOUSER STOCK NO.	Fig.	Amp (A)	Volt (V)	Price Each 1	100	500
504-AGC-1/16	A	1/16	250	1.22	.94	.80
504-AGC-1/8	A	1/8	250	1.22	.94	.80
504-AGC-3/16	A	3/16	250	1.22	.94	.80
504-AGC-2/10	A	2/10	250	1.22	.94	.80
504-AGC-1/4	A	1/4	250	.43	.40	.34
504-AGC-3/10	A	3/10	250	.66	.58	.50
504-AGC-3/8	A	3/8	250	.76	.58	.49
504-AGC-1/2	A	1/2	250	.43	.40	.34
504-AGC-6/10	A	6/10	250	.43	.40	.34
504-AGC-3/4	A	3/4	250	.43	.40	.34
504-AGC-1	A	1	250	.35	.25	.22
504-AGC-1 1/4	A	1 1/4	250	.35	.25	.22
504-AGC-1 1/2	A	1 1/2	250	.35	.25	.22
504-AGC-1 3/4	A	1 3/4	250	.35	.25	.22
504-AGC-2	A	2	250	.35	.25	.22
504-AGC-2 1/4	A	2 1/4	250	.35	.25	.22
504-AGC-2 1/2	A	2 1/2	250	.35	.25	.22
504-AGC-3	A	3	250	.35	.25	.22
504-AGC-4	A	4	250	.43	.40	.34
504-AGC-5	A	5	250	.43	.40	.34
504-MTH-5	A	5	250	.42	.35	.17
504-AGC-6	A	6	250	.43	.40	.34
504-MTH-6	A	6	250	.42	.35	.17
504-AGC-7 1/2	A	7 1/2	250	.43	.40	.34
504-AGC-8	A	8	250	.55	.48	.45
504-AGC-10	A	10	250	.55	.48	.45
* 504-AGC-15	A	15	32	.35	.25	.22
* 504-AGC-20	A	20	32	.35	.25	.22
* 504-AGC-25	A	25	32	.35	.25	.22
* 504-AGC-30	A	30	32	.35	.25	.22
* 504-AGC-35	A	35	32	.38	.29	.25

5mm x 20mm Fast Acting Fuses

- Glass
- Accepted worldwide
- Recommended for new designs

For quantities greater than listed, call for quote.

504-GMA-63MA	B	63mA	250	1.24	1.08	.96
504-GMA-1/10	B	1/10	250	.76	.58	.49
504-GMA-1/8	B	1/8	250	.76	.58	.49
504-GMA-2/10	B	2/10	250	.76	.58	.49
504-GMA-1/4	B	1/4	250	.76	.58	.49
504-GMA-1/2	B	1/2	250	.76	.31	.27
504-GMA-6/10	B	6/10	250	.76	.31	.27
504-GMA-3/4	B	3/4	250	.76	.31	.27
504-GMA-8/10	B	8/10	250	.76	.31	.27
504-GMA-1	B	1	250	.35	.25	.22
504-GMA-1 1/2	B	1 1/2	250	.35	.25	.22
504-GMA-2	B	2	250	.35	.25	.22
504-GMA-2 1/2	B	2 1/2	250	.35	.25	.22
504-GMA-3	B	3	250	.35	.25	.22
504-GMA-4	B	4	125	.35	.25	.22
504-GMA-5	B	5	125	.35	.25	.22
504-GMA-6	B	6	125	.35	.25	.22
504-GMA-7	B	7	125	.35	.25	.22
504-GMA-8	B	8	125	.35	.25	.22
504-GMA-10	B	10	125	.35	.25	.22
504-GMA-15	B	15	125	.35	.25	.22

Dual Element 1/4 x 1-1/4 Time Delay

For quantities greater than listed, call for quote.

504-MDQ-2	C	2	250	1.42	1.35	1.28
504-MDQ-3	C	3	250	1.42	1.35	1.28
504-MDQ-4	C	4	250	1.42	1.35	1.28
504-MDQ-5	C	5	250	1.42	1.35	1.28
504-MDQ-6	C	6	250	1.42	1.35	1.28

Standard 1/4 x 1-1/4 Time Delay

For quantities greater than listed, call for quote.

MOUSER STOCK NO.	Fig.	Amp (A)	Volt (V)	Price Each 1	100	500
504-MDL-1/100	D	1/100	250	2.28	2.08	1.77
504-MDL-1/32	D	1/32	250	2.28	2.08	1.77
504-MDL-1/16	D	1/16	250	1.78	1.50	1.27
504-MDL-1/10	D	1/10	250	1.78	1.50	1.27
504-MDL-3/16	D	3/16	250	1.78	1.50	1.27
504-MDL-15/100	D	15/100	250	1.78	1.50	1.27
504-MDL-1/8	D	1/8	250	1.78	1.50	1.27
504-MDL-2/10	D	2/10	250	1.78	1.50	1.27
504-MDL-1/4	D	1/4	250	1.16	.91	.77
504-MDL-3/10	D	3/10	250	1.16	.91	.77
504-MDL-4/10	D	4/10	250	1.16	.91	.77
504-MDL-3/8	D	3/8	250	1.16	.91	.77
504-MDL-1/2	D	1/2	250	.97	.86	.73
504-MDL-6/10	D	6/10	250	.97	.86	.73
504-MDL-8/10	D	8/10	250	.97	.86	.73
504-MDL-3/4	D	3/4	250	.97	.86	.73
504-MDL-1	D	1	250	.97	.86	.73
504-MDL-1 2/10	D	1 2/10	250	.94	.66	.56
504-MDL-1 1/4	D	1 1/4	250	.94	.66	.56
504-MDL-1 1/2	D	1 1/2	250	.94	.66	.56
504-MDL-1 6/10	D	1 6/10	250	.94	.66	.56
504-MDL-1 8/10	D	1 8/10	250	.94	.66	.56
504-MDL-2	D	2	250	.94	.66	.56
504-MDL-2 1/4	D	2 1/4	250	.94	.66	.56
504-MDL-2 1/2	D	2 1/2	250	.94	.66	.56
504-MDL-2 8/10	D	2 8/10	250	.94	.66	.56
504-MDL-3	D	3	250	.94	.66	.56
504-MDL-3 2/10	D	3 2/10	250	.94	.66	.56
504-MDL-3 1/2	D	3 1/2	250	.94	.66	.56
504-MDL-4	D	4	250	.94	.66	.56
504-MDL-5	D	5	250	.94	.66	.56
504-MDL-6 1/4	D	6 1/4	250	.94	.66	.56
504-MDL-7	D	7	250	.94	.66	.56
504-MDL-8	D	8	250	.94	.66	.56
504-MDL-10	D	10	32	1.24	.97	.82
504-MDL-12A	D	12	32	1.24	.97	.82
504-MDL-15	D	15	32	1.24	.97	.82
504-MDL-20	D	20	32	1.24	.97	.82
504-MDL-25	D	25	32	1.24	.97	.82
504-MDL-30	D	30	32	1.24	.97	.82

Miniature 5mm x 20mm Time Lag

For quantities greater than listed, call for quote.

504-GMC-1/8	B	1/8	250	1.91	1.39	1.19
504-GMC-1/4	B	1/4	250	1.10	.80	.68
504-GMC-1/2	B	1/2	250	1.21	.62	.52
504-GMC-6/10	B	6/10	125	1.21	.62	.52
504-GMC-3/4	B	3/4	250	1.21	.62	.52
504-GMC-8/10	B	8/10	125	1.21	.62	.52
504-GMC-1	B	1	250	1.21	.62	.52
504-GMC-1-1/2	B	1 1/2	250	1.21	.62	.52
504-GMC-1-6/10	B	1 6/10	125	1.21	.62	.52
504-GMC-2	B	2	250	1.21	.62	.52
504-GMC-2-1/2	B	2 1/2	250	1.21	.62	.52
504-GMC-3	B	3	125	1.21	.62	.52
504-GMC-3-1/2	B	3 1/2	125	1.21	.62	.52
504-GMC-4	B	4	125	1.21	.62	.52
504-GMC-5	B	5	125	1.21	.62	.52
504-GMC-6	B	6	125	1.21	.62	.52
504-GMC-7	B	7	125	1.21	.62	.52
504-GMC-8	B	8	125	1.21	.62	.52
504-GMC-10	B	10	125	1.21	.62	.52

Instrument 1/4 x 1 Non-TIme Delay

For quantities greater than listed, call for quote.

504-AGX-1/8	E	1/8	250	1.52	1.18	.70
504-AGX-1	E	1	250	.68	.47	.26
504-AGX-2	E	2	250	.68	.56	.26

Ceramic 1/4 x 1-1/4 Fast Acting

For quantities greater than listed, call for quote.

MOUSER STOCK NO.	Fig.	Amp (A)	Volt (V)	Price Each 1	100	500
504-ABC-2	F	2	250	.81	.67	.57
504-ABC-3	F	3	250	.81	.67	.57
504-ABC-5	F	5	250	.74	.64	.54
504-ABC-6	F	6	250	.74	.64	.54
504-ABC-8	F	8	250	.74	.64	.54
504-ABC-10	F	10	250	.74	.64	.54
504-ABC-12	F	12	250	.74	.64	.54
504-ABC-15	F	15	250	.74	.64	.54
504-ABC-20	F	20	250	1.19	.95	.81
504-ABC-25	F	25	125	1.19	.95	.81
* 504-ABC-30	F	30	125	1.19	.95	.81

Ceramic 1/4 x 1-1/4 Time Delay

For quantities greater than listed, call for quote.

504-MDA-1	F	1	250	1.78	1.62	1.37
504-MDA-2	F	2	250	1.78	1.62	1.37
504-MDA-2 1/2	F	2 1/2	250	1.55	1.13	.96
504-MDA-3	F	3	250	1.34	1.13	.96
504-MDA-4	F	4	250	1.34	1.13	.96
504-MDA-5	F	5	250	1.34	1.13	.96
504-MDA-6 1/4	F	6 1/4	250	1.34	1.13	.96
504-MDA-7	F	7	250	1.34	1.13	.96
504-MDA-8	F	8	250	1.34	1.13	.96
504-MDA-10	F	10	250	1.34	1.13	.96
504-MDA-15	F	15	250	1.34	1.13	.96
* 504-MDA-20	F	20	250	1.34	1.13	.96
† 504-MDA-25	F	25	125	1.34	1.13	.96
† 504-MDA-30	F	30	125	1.34	1.13	.96

† Not UL approved or recognized

Axial Lead Non-Time Delay

- Subminiature size
- Automatic insertion
- Hermetically sealed

For quantities greater than listed, call for quote.

504-MCR-1/8	G	1/8	125	1.60	.98	.83
504-MCR-1/4	G	1/4	125	1.60	.98	.83
504-MCR-1/2	G	1/2	125	1.60	.98	.83
504-MCR-1	G	1	125	1.24	.76	.65
504-MCR-1 1/2	G	1 1/2	125	1.24	.76	.65
504-MCR-2	G	2	125	1.24	.76	.65
504-MCR-3	G	3	125	1.24	.76	.65
504-MCR-4	G	4	125	1.24	.76	.65
504-MCR-5	G	5	125	1.24	.76	.65
504-MCR-10	G	10	125	1.24	.76	.65

LOW COST IMPORTED FUSES

- For non-critical applications
- Not UL approved

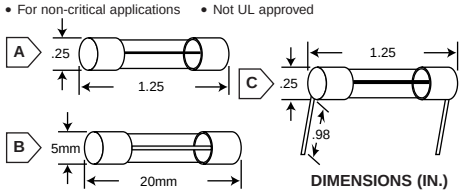

DIMENSIONS (IN.)

For quantities greater than listed, call for quote.

MOUSER STOCK NO.	Fig.	Amp (A)	Volt (V)	Price Each 1	100	500
Standard 1/4" x 1-1/4" Fast Acting						
44FP047	A	1/8	250	.30	.23	.20
44FP048	A	1/4	250	.22	.17	.14
44FP049	A	1/2	250	.22	.17	.14
44FP051	A	1	250	.19	.11	.10
44FP052	A	2	250	.19	.11	.10
44FP053	A	3	250	.19	.11	.10
44FP055	A	5	250	.19	.11	.10
44FP056	A	6	250	.19	.11	.10
Miniature 5mm x 20mm Fast Acting • GMA type						
44FM048	B	1/4	250	.22	.17	.14
44FM049	B	1/2	250	.18	.16	.13
44FM051	B	1	250	.13	.10	.08
44FM052	B	2	250	.13	.10	.08
44FM053	B	3	250	.13	.10	.08
44FM055	B	5	250	.13	.10	.08
Pigtail 1/4" x 1-1/4" • GMA type						
44GA049	C	1/2	250	.31	.24	.22

SURFACE MOUNT NON-TIME DELAY

- Interrupting and voltage rating: 50A @ 250VAC (1/2-3A) 10,000A @ 125VAC (1/2-5A)

MOUSER STOCK NO.	Amp (A)	Volt (V)	Price Each 1	100	MOUSER STOCK NO.	Price Per Reel of 500 1	5
504-SFT-1	1	125	1.10	.88	504-SFT-1/REEL	395.28	274.64
504-SFT-2	2	125	1.10	.88	504-SFT-2/REEL	395.28	274.64
504-SFT-3	3	125	1.10	.88	504-SFT-3/REEL	395.28	274.64
504-SFT-4	4	125	1.10	.88	504-SFT-4/REEL	395.28	274.64
504-SFT-5	5	125	1.10	.88	504-SFT-5/REEL	395.28	274.64

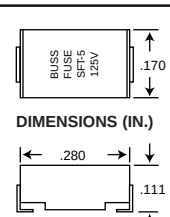

DIMENSIONS (IN.)

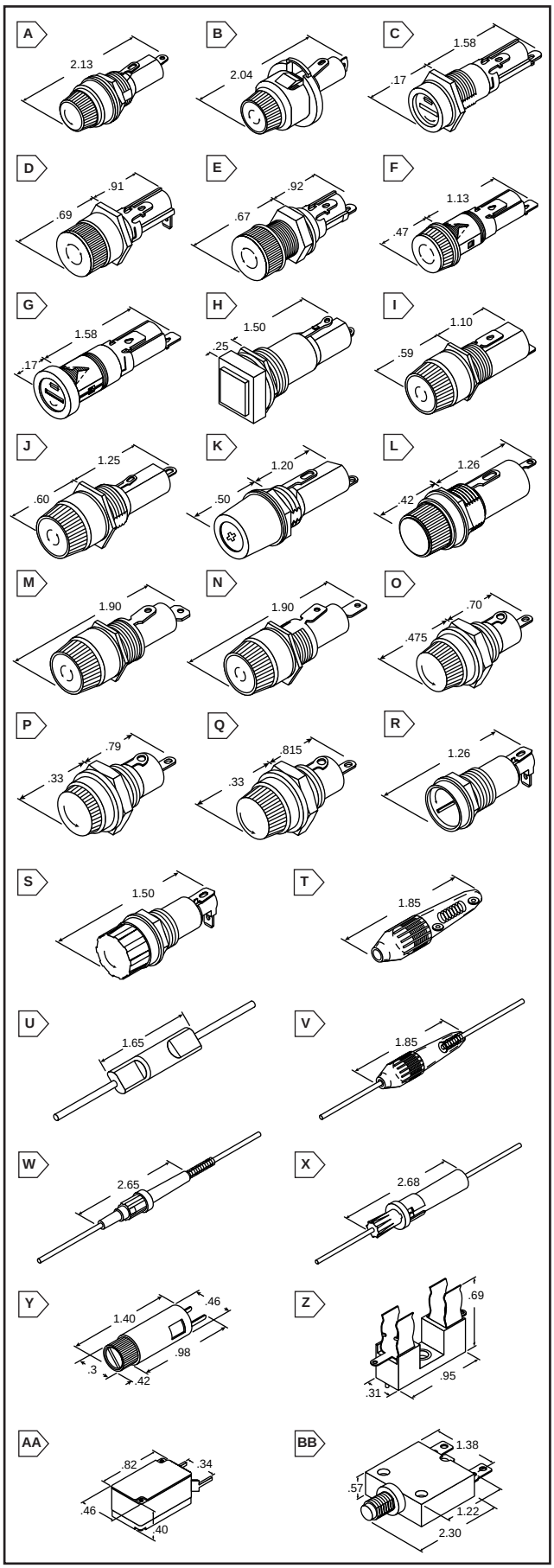

COOPER Bussmann

STANDARD PANEL MOUNT FUSE HOLDERS

E14853 47235

Straight Solder Terminals

MOUSER STOCK NO.	Fig.	Mounting Position/Type	Fuse Size (In.)	Rating	Profile	Price Each 1	100	500	1000
504-HJM	A	Front / Hex nut	1/4x1	5A @ 125V	Low	1.90	1.51	1.21	Call For Quote
504-HKP	A	Front / Hex nut	1/4x1 1/4	30A @ 250V	Low	1.90	1.51	1.21	
504-HKP-CC	A	Front / Hex nut	1/4x1 1/4	30A @ 250V	High	1.98	1.59	1.26	
504-HKP-00	B	Rear / Snap-in	1/4x1,1 1/4	30A @ 250V	Low	4.25	3.38	2.71	

INTERNATIONALLY APPROVED PANEL MOUNT FUSE HOLDERS

- Current rating:
  UL - 15A @ 250V
  CSA - 16A @ 250V
  VDE - 10A @ 250V
  SEMKO - 10A @ 250V
- Flammability rating: UL 94V-0
- Terminal type: 3/16" solder/quick connect
- Temperature range: -55°C to 85°C

E14853 47235

Standard (for 1/4" x 1 1/4" Fuses)

MOUSER STOCK NO.	Fig.	Mounting Position/Type	Profile	Fuse Access	Rear Terminal	Price Each 1	100	500	1000
504-HTB-32I	C	Front / Hex nut	Low	Slotted	Straight	2.65	2.21	1.28	Call For Quote
504-HTB-44I	D	Front / Hex nut	High	Knob	Rt. Angle	2.32	1.96	1.28	
504-HTB-62I	E	Rear / Hex nut	Low	Knob	Straight	2.65	2.21	1.28	
504-HTB-82I	F	Front / Snap-in	Low	Knob	Straight	2.65	2.21	1.28	
504-HTB-92I	G	Front / Snap-in	Low	Slotted	Straight	2.65	2.21	1.28	

Miniature (for 5mm x 20mm Fuses)

504-HTB-32M	C	Front / Hex nut	Low	Slotted	Straight	2.65	2.21	1.28	Call For Quote
504-HTB-62M	E	Rear / Hex nut	Low	Knob	Straight	2.65	2.21	1.28	
504-HTB-82M	F	Front / Snap-in	Low	Knob	Straight	2.65	2.21	1.28	
504-HTB-92M	G	Front / Snap-in	Low	Slotted	Straight	2.65	2.21	1.28	

PANEL MOUNT FUSE HOLDERS

† E89872 ✻ As indicated

Standard (for 1/4" x 1 1/4" Fuses)

MOUSER STOCK NO.	Fig.	Cap Color	Rating	UL File No.	CSA File No.	Price Each 1	100	500	1000
✻ 44FH111	H	White	6A @ 250VAC	E43163	- - - - - -	1.99	1.66	1.51	Call For Quote
✻ 44FH112	H	Red	6A @ 250VAC	E43163	- - - - - -	1.99	1.66	1.51	
✻ 44FH113	H	Black	6A @ 250VAC	E43163	- - - - - -	1.99	1.66	1.51	
✻ 44FH030	I	Black	15A @ 250VAC	E46754	LR30024	2.42	2.02	1.84	
✻ 441-FH042	J	Black	10A @ 250VAC	E46754	LR30024	2.11	1.76	1.60	
44FH033	J	Black	10A @ 250VAC	- - - - - -	- - - - - -	1.11	.85	.78	
✻ 441-FH032	K	Black	10A @ 250VAC	E46754	LR30024	2.38	1.98	1.80	
✻ 441-R3-13	L	Black	10A @ 250VAC	E72169	LR46728X	1.49	1.22	1.09	
✻ 441-R314A	M	Black	10A @ 250VAC	E72169	LR46728	1.40	1.23	1.13	

Quick-Connect (for 1/4" x 1 1/4" Fuses)

• .250" faston terminal

✻ 441-R314C	N	Black	10A @ 250VAC	E72169	LR46728	1.46	1.38	1.27	Call

Miniature (for 5mm x 20mm Fuses)

• .187" faston terminal

441-FH003	O	Black	3A @ 250VAC	- - - - - -	- - - - - -	2.18	1.82	1.65	Call For Quote
✻ 441-FH043	P	Black	10A @ 250VAC	E46754(S)	- - - - - -	2.19	1.84	1.67	
✻ 441-R3-12	Q	Black	10A @ 250VAC	E72169	LR46728X	1.69	1.43	1.29	
† 441-0201	R	Black	10A @ 250VAC	E89872	LR59229	2.35	1.96	1.78	
† 441-0202	S	Black	10A @ 250VAC	E89872	LR59229	2.51	2.09	1.90	

IN-LINE FUSE HOLDERS

Standard

MOUSER STOCK NO.	Fig.	Description	Lead Length (In.)	Price Each 1	100	500	1000
44FH299	T	1/4" x 1 1/4" Clear, without leads	- - -	1.25	.96	.87	Call For Quote
44FH018	U	1/4" x 1 1/4" Black, 100MΩ resistance	18	3.37	2.81	2.55	
44FH019	V	1/4" x 1 1/4" Clear	18	3.19	2.66	2.42	

Universal

44FH497	W	1/4" x 1", 1/4" x 1 1/4", or 5mm x 20mm white, with black lead	18	1.66	1.38	1.25	Call For Quote
44FH498	W	1/4" x 1", 1/4" x 1 1/4", or 5mm x 20mm white, with red lead	18	1.66	1.38	1.25	

Holder Assembly

44FH499	X	1/4" x 1 1/4" white, with red lead	18	1.56	1.30	1.18	Call

FUSE HOLDERS

MOUSER STOCK NO.	Fig.	Description	Contact Plating	Price Each 1	100	500	1000
✻ 441-R324	Y	Black plastic PC Mount (for midget fuses) UL #E72169, 10A @ 125V	Nickel	1.12	1.02	.91	Call For Quote
441-4454	Z	Midget base for 20mm x 5mm fuses	Nickel	1.09	.84	.76	

CIRCUIT BREAKERS

• Triggered by current flow heating

MOUSER STOCK NO.	Fig.	Description	Rating	UL File No.	Price Each 1	100	500	1000
442-76-0100	AA	Thermal, auto reset	1A @ 250VAC/24VDC	- - -	3.45	3.02	2.59	Call
✻ 442-5000-15	BB	Thermal, manual reset	15A @ 125/250VAC	E95802	4.25	4.00	3.80	

Fuse Holders, Fuse Blocks, and Fuse Kits

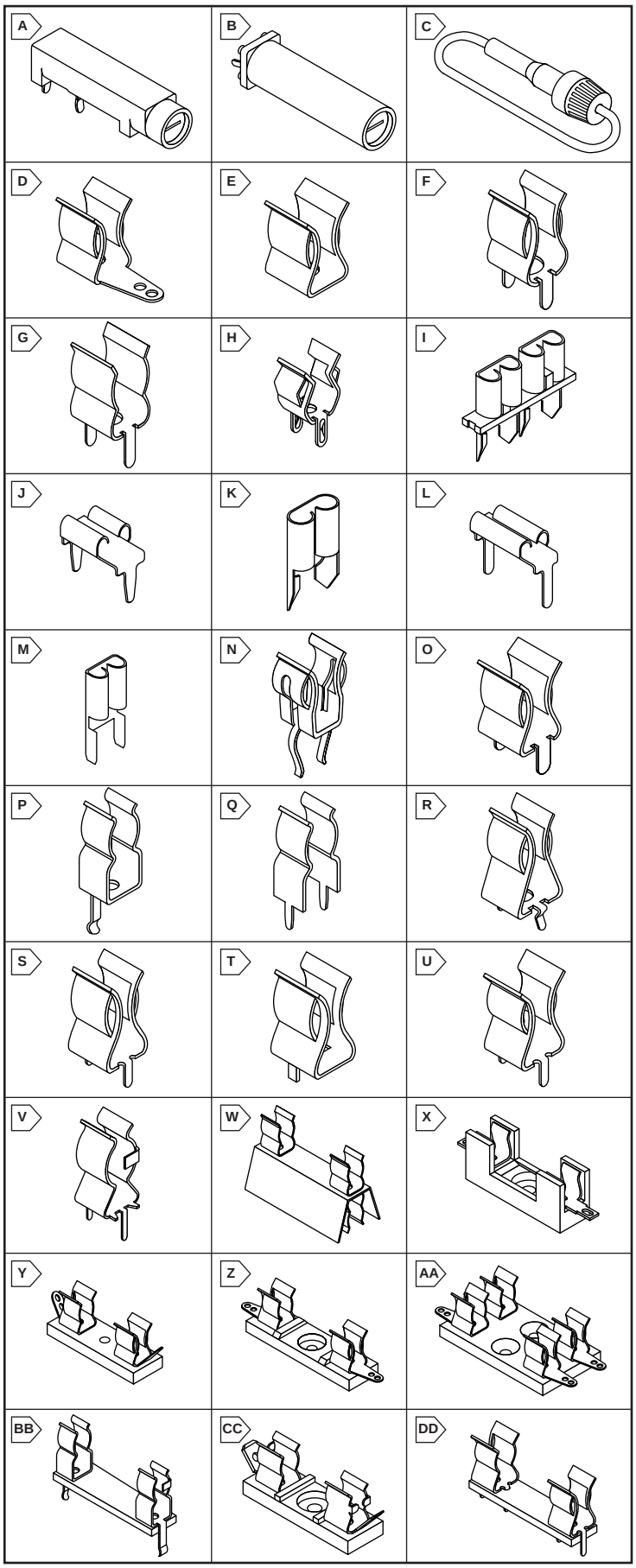

COOPER Bussmann

FUSE HOLDERS AND CLIPS

PCB Fuse Holders

• "Kicked" terminals for optimum wave soldering • Anti-wicking terminals

MOUSER STOCK NO.	Fig.	Fuse Size	Rated To		Price Each			
			Amp	Volt	1	100	500	1000
504-HBH-I	A	1/4" x 1-1/4"	12	250	2.89	2.29	1.69	1.18
504-HBV-I	B	1/4" x 1-1/4"	12	250	3.53	2.88	2.29	1.60
504-HBH-M	A	5mm x 20mm	12	250	3.41	2.79	2.23	1.40
504-HBV-M	B	5mm x 20mm	12	250	4.02	3.29	2.51	1.67

In-Line Fuse Holders

MOUSER STOCK NO.	Fig.	Fuse Size	Lead Lth. (In.)	Price Each			
				1	100	500	1000
504-HRK	C	Accepts all 1/4" fuses,	15	1.93	1.59	1.26	1.22
504-HMJ	C	5/8" through 1 1/4" long	8	1.79	1.42	1.13	1.02

Fuse Clips

• Made of spring bronze

MOUSER STOCK NO.	Fig.	Description	Price Each			
			1	100	500	1000
504-5678-14	D	1/4" solder terminal	.24	.17	.12	.11
504-5682-41	E	1/4" screw mount	.24	.17	.12	.11
504-1A1119-10	F	1/4" PC mount with stop	.34	.29	.27	.24
504-1A1120-10	G	1/4" PC mount	.37	.31	.30	.27
504-1A3399-10	H	5mm PC mount with stop	.22	.20	.18	.16

KEYSTONE ELECTRONICS CORP.

FUSE HOLDERS AND CLIPS

PC Fuse Holders and Clips

NEW THIS ISSUE

• Auto blade holders and clips are compatible with Littelfuse .205" x .025" standard and .110" x .032" mini blade fuses
• Thru hole PC mountable • Suitable for 15 amp applications

MOUSER STOCK NO.	Fig.	Fuse Size	Description	Price Each			
				1	100	500	1000
534-3522-2	I	.205" x .025"	Standard blade fuse holder	.51	.34	.30	.253
534-3550	J	.205" x .025"	Standard blade horiz. clip	.36	.24	.22	.126
534-3522	K	.205" x .025"	Standard blade vertical clip	.17	.082	.068	.058
534-3544-2	I	.110" x .032"	Mini blade fuse holder	.53	.356	.325	.274
534-3549	L	.110" x .032"	Mini blade horizontal clip	.35	.234	.213	.121
534-3544	M	.110" x .032"	Mini blade vertical clip	.13	.086	.071	.06

PC Fuse Clips

• Snap-fit and press fit designs for wave soldering • Low profile space saving design
• Economical and easy to assemble • Low contact resistance

534-3521	N	5mm	.016" tinned brass	.13	.063	.056	.048
534-3517	O	5mm	.02" tinned brass	.22	.110	.098	.059
534-3520	P	5mm	.016" tinned brass	.11	.055	.050	.042
534-3519	Q	5mm	.016" tinned brass	.32	.160	.150	.100
534-3513	R	1/4"	.02" tinned brass	.23	.120	.110	.064
534-3529	S	1/4"	.02" tinned brass	.20	.100	.090	.056
534-3530	T	1/4"	.02" tinned brass	.22	.110	.093	.056

FUSE CLIPS

MOUSER STOCK NO.	Fig.	Fuse Size	Description	Price Each			
				1	100	500	1000
44FH053	U	1/4"	Nickel plated	.19	.16	.15	.140
44FH052	V	5mm	Silver plated brass	.11	.08	.07	.066

COOPER Bussmann

FUSE CLIPS AND BLOCKS

Twin Clips

Makes it unnecessary to replace blown pigtail fuse by cutting or soldering. Twin-clips snap on the blown fuse.

MOUSER STOCK NO.	Fig.	Fuse Size	Price Each			
			1	100	500	1000
504-3434	W	5/8" to 1 1/4" long; insulated	1.51	1.26	1.21	1.09

Fuse Blocks

• 1/4" x 1 1/4" fuse size • Spring-bronze clips • Anti-pivot barrier • Totally sealed base

MOUSER STOCK NO.	Fig.	Description	Rated To		Price Each			
			Amp	Volt	1	100	500	1000
504-S-8001-1	X	Solder terminal	25	300	1.19	1.00	.95	.80
504-S-8101-1	X	3/16" quick connect	15	300	1.13	.90	.62	.56

• Molded bakelite base • Silver plated clips • Beryllium copper solder terminal

504-3828-1	Y	1" fuse size	30	250	1.62	1.57	1.30	1.13
504-4405	Z	1 1/4" fuse size	30	250	1.94	1.61	1.55	1.36
504-4408	AA	1 1/4" fuse size	30	250	4.72	3.94	3.78	3.30

KEYSTONE ELECTRONICS CORP.

MOLDED BASE FUSE BLOCKS

MOUSER STOCK NO.	Fig.	Description	Price Each			
			1	100	500	1000
534-3527	BB	5mm x 20mm snap-fit PCB fuse holder	.96	.48	.40	.326
534-4243	CC	1/4"x1 1/4" fuse holder w/.250" quick disc.	2.86	1.43	1.24	.766
534-4245	DD	1/4"x1 1/4" PCB fuse holder	.95	.48	.41	.373

Jewell Panel Meters and Loop Power Modules

DIGITAL PANEL METERS

All of these Jewell Digital Panel meters have a common operating temperature of 0°C to +50°C and a storage temperature of -20°C to +70°C. The following features apply to all of the digital panel meters except where indicated otherwise.

Display:
- Type: 7-segment reflective, dual edge, liquid crystal display
- Digits: 3 1/2 (1999) digits, 0.5" (12.7mm) height
- Polarity: displays (-) automatically
- Annunciators: 9 VDC powered meters have "LO BAT" when power <7.2 VDC
- Decimal point: user selectable 3 position decimal point
- Over/under range: over range displays "1" and under range displays "-1"
- Hold: feature optional

Operation:
- Accuracy: ± (0.1% rdg + 2 digit) with 5 VDC power
  ± (0.1% rdg + 1 digit) with 9 VDC power
- Conversion rate: 2.5 per second
- Common mode voltage: ± 1 volt (maximum)
- Common mode reject: > 86 decibels
- Zeroing: automatic

Analog Inputs:
- Full scale range: standard ± 200m VDC, ± 2 VDC, ± 20 VDC
- Configuration: true differential input and reference
- Protection: 250 VDC or 150 VRMS continuous
  300 VDC intermittent (maximum)
- Bias current: 1pA (typical), 10pA (maximum)
- Impedance: 10MΩ (typical)

DIMENSIONS (IN.)

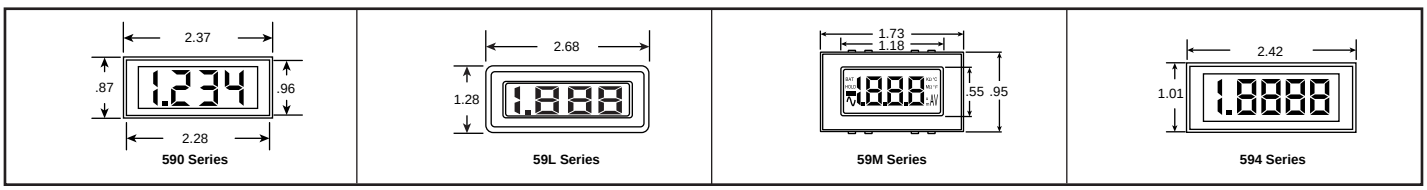

590 Series 3-1/2 Digit LCD Meters

- Mounting: surface mount

For quantities greater than listed, call for quote.

MOUSER STOCK NO.	Jewell Part No.	Input Ranges	Supply Voltage (VDC)	Display Type	Price Each 1	Price Each 5
564-5900	5900100090	200mV	9	No backlight	49.00	46.55
564-5901	5900100040	200mV	5	No backlight	49.00	46.55
564-5902	5900100190	2V	9	No backlight	49.00	46.55
564-5903	5900100140	2V	5	No backlight	49.00	46.55
564-5904	5900102091	200mV	9	Positive green backlight	68.25	64.84
564-5905	5900102041	200mV	5	Positive green backlight	68.25	64.84
564-5906	5900104091	200mV	9	Negative green backlight	68.25	64.84
564-5907	5900104041	200mV	5	Negative green backlight	68.25	64.84
564-5908	5900106091	200mV	9	Negative red backlight	69.75	66.26
564-5909	5900106041	200mV	5	Negative red backlight	69.75	66.26

59L Series 3-1/2 Digit LED Meters

Display:
- Type: 7-segment reflective LED
- Hold: standard feature

Operation:
- Conversion rate: 3.4 per second

Analog Inputs:
- Configuration: bipolar, fully differential
- Protection: 350 VDC, ± 10 VDC (200mV range)
- Bias current: 100pA typical, 1pA typical (200mV range)
- Impedance: 1MΩ typical, 1000MΩ typical (200mV range)

- Mounting: surface mount / window mount

For quantities greater than listed, call for quote.

MOUSER STOCK NO.	Jewell Part No.	Input Ranges	Supply Voltage (VDC)	Display Type	Price Each 1	Price Each 5
564-59L0	59LH558040	200mV	5	Green LED	70.00	66.50
564-59L1	59LH558140	2V	5	Green LED	70.00	66.50
564-59L2	59LH559040	200mV	5	Red LED	70.00	66.50
564-59L3	59LH559140	2V	5	Red LED	70.00	66.50

59M Series Miniature 3-1/2 Digit LCD Meters

Display:
- Annunciators: 12 different user selectable annunciators. (BAT, °C, °F, ~, m, u, MΩ, kΩ, V, A, Hold 1 and Hold 2)

Analog Inputs:
- Impedance: 10MΩ (typ.), 1MΩ (min.)

Operation:
- Accuracy: ±(0.2% rdg + 1 digit) with +5 VDC

- Mounting: mini snap-in bezel mounting

For quantities greater than listed, call for quote.

MOUSER STOCK NO.	Jewell Part No.	Input Ranges	Supply Voltage (VDC)	Display Type	Price Each 1	Price Each 5
564-59M0	59M0660090	200mV	9	No backlight	47.00	44.65
564-59M1	59M0660040	200mV	5	No backlight	47.00	44.65
564-59M2	59M0660190	2V	9	No backlight	47.00	44.65
564-59M3	59M0660140	2V	5	No backlight	47.00	44.65

594 Series 4-1/2 Digit LCD Meters

Display:
- Digits: 4 1/2 (19999) digits, 0.5" (13mm) height
- Annunciator: 9 VDC powered meters have "BT" when power <7.2 VDC
- Decimal point: user selectable 4 position decimal point
- Hold: standard feature

Operation:
- Accuracy: ±(0.06% rdg + 1 digit) with 9 VDC power or +5 VDC
- Conversion: 2 per second

Analog Inputs:
- Bias current: 50pA (typical)
- Full scale range: standard ± 200mVDC, & ± 2 VDC
- Impedance: 1000MΩ

- Mounting: surface mount

For quantities greater than listed, call for quote.

MOUSER STOCK NO.	Jewell Part No.	Input Ranges	Supply Voltage (VDC)	Display Type	Price Each 1	Price Each 5
564-5940	594H100040	200mV	5	No backlight	110.00	104.50
564-5941	594H100140	2V	5	No backlight	110.00	104.50
564-5942	594H100090	200mV	9	No backlight	110.00	104.50
564-5943	594H100190	2V	9	No backlight	110.00	104.50

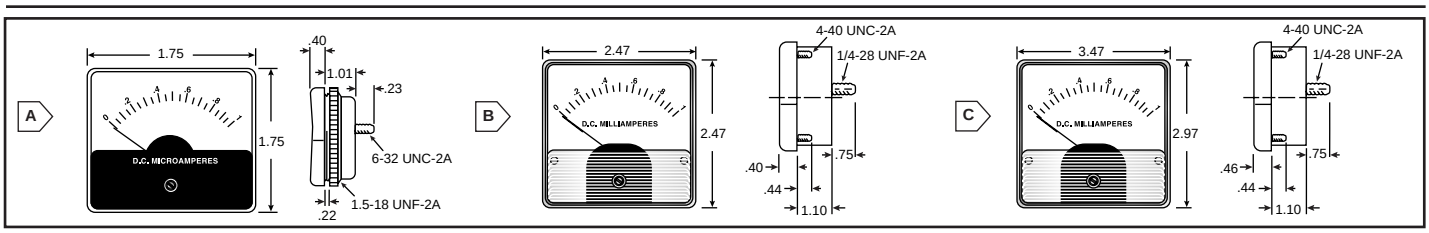

DIMENSIONS (IN.)

2% ANALOG PANEL METERS

Features:
- Meets ANSI C39.1 requirements
- External zero adjuster on cover
- One year limited warranty
- Compact self-shielded taut band movement
- Threaded stud-type terminals
- 1-1/2" meter mounted by single mounting ring which screws onto case barrel, 2-1/2" and 3-1/2" meters available in 4 stud mountings

1-1/2" Surface Mount Panel Meters

MOUSER STOCK NO.	Fig.	Type of Meter	Range	Standard Resistance	Price Each 1	Price Each 5	Price Each 10
564-MS1-5015	A	DC Voltmeter	0-15	1000	45.00	40.00	Call

2-1/2" Surface Mount Panel Meters

MOUSER STOCK NO.	Fig.	Type of Meter	Range	Standard Resistance	Price Each 1	Price Each 5	Price Each 10
564-72T-5030	B	DC Voltmeter	0-30	1000	48.00	43.20	Call

3-1/2" Surface Mount Panel Meters

564-73T-3010	C	DC Ammeter	0-10	.005	48.00	43.20	Call
564-73T-5015	C	DC Voltmeter	0-15	1000	48.00	43.20	

LPM SERIES LOOP POWER MODULES

Specifications:
- Supply voltage: powered by milliamp control loop for LPM-590-20, LPM-59M-66, and LPM-594-20; +5VDC at 200mA for LPM-59L-55
- Input: 4-20mA DC for all series
- Accuracy: ±0.1% reading ±2 digit for LPM-590-20 and LPM-59L-20; ±0.6% reading ±1 digit for LPM-594-20; ±0.2% reading ±1 digit for LPM-59M-66
- Adjustments: SPAN (GAIN) and ZERO (OFFSET) for all series
- Decimal point: user selectable 3 position for LPM-590-20, LPM-59M-66, and LPM-59L 55; user selectable 4 positions for LPM-594-20
- Operating temperature: 0°C to +50°C
- Storage temperature: -10°C to +60°C
- Connection: two pin screw terminal for LPM-590-20, LPM-59M-66, and LPM-594-20; four pin screw terminal for LPM-59L-55

For quantities greater than listed, call for quote.

MOUSER STOCK NO.	Jewell Part No.	Description	Price Each 1	Price Each 5
564-59020	LPM-590-20	Process loop for 590 Series meters	36.00	32.76
564-59M66	LPM-59M-66	Process loop for 59M Series meters	47.50	43.23

For quantities greater than listed, call for quote.

MOUSER STOCK NO.	Jewell Part No.	Description	Price Each 1	Price Each 5
564-59L55	LPM-59L-55	Process loop for 59L Series meters	36.00	32.76
564-59420	LPM-594-20	Process loop for 594 Series meters	42.25	38.45

Panel Meters

Modutec EDGE READING

MOUSER STOCK NO.	Type of Meter	Range	Res. (Ω)	Price Each 1	5	10
541-ME-AAA-001	AC Ammeter	0-1	- - -	18.85	18.28	17.72
541-ME-AAA-005	AC Ammeter	0-5	- - -	18.85	18.28	17.72
541-ME-AAA-010	AC Ammeter	0-10	- - -	18.85	18.28	17.72
541-ME-AVV-150	AC Voltmeter	0-150	200/V	17.64	17.11	16.58
541-ME-DAA-005	DC Ammeter	0-5	.0002	15.44	14.98	14.51
541-ME-DAA-010	DC Ammeter	0-10	.0002	15.44	14.98	14.51
541-ME-DAA-020	DC Ammeter	0-20	.0002	15.44	14.98	14.51
541-ME-DMA-001	DC Milliammeter	0-1	2.3K	15.44	14.98	14.51
541-ME-DMA-005	DC Milliammeter	0-5	500	15.44	14.98	14.51
541-ME-DMA-010	DC Milliammeter	0-10	244	15.44	14.98	14.51
541-ME-DMA-1U1	DC Milliammeter	1-0-1	700	15.44	14.98	14.51
541-ME-DUA-5H5	DC Microammeter	500-0-500	1.1K	17.10	16.59	16.07
541-ME-DVV-010	DC Voltmeter	0-10	200/V	16.22	15.73	15.25
541-ME-DVV-015	DC Voltmeter	0-15	200/V	16.22	15.73	15.25
541-ME-DVV-030	DC Voltmeter	0-30	200/V	16.22	15.73	15.25
541-ME-DVV-050	DC Voltmeter	0-50	200/V	16.22	15.73	15.25
541-ME-DVV-100	DC Voltmeter	0-100	200/V	16.22	15.73	15.25
541-ME-DVV-15U	DC Voltmeter	15-0-15	100/V	16.22	15.73	15.25

DIMENSIONS (IN.)

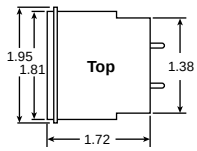

Modutec PANEL MOUNT ±5% Accuracy

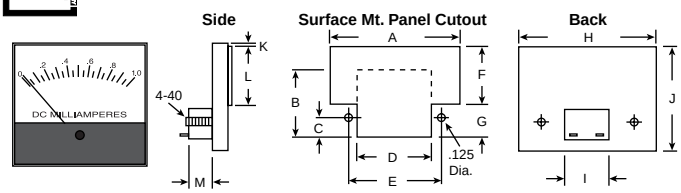

DIMENSIONS (IN.)

VU Scale "A" VU Scale "B"

Meter Size (In.)	Dimensions (In.) A	B	C	D	E	F	G	H	I	J	K	L	M
1	1.45	1.14	.330	.950	1.20	.885	.64	1.51	.90	1.59	.06	.846	.50
2	2.32	1.25	.350	1.130	2.00	1.410	.71	2.48	1.10	2.36	.08	1.409	.51
3 1/2	3.58	1.71	.584	2.125	2.50	1.540	1.21	3.73	.94	2.90	.07	1.585	.47

1" Surface Mount

MOUSER STOCK NO.	Type of Meter	Range	Res. (Ω)	Price Each 1	5	10	50
541-OMS-AAA-001	AC Ammeter	0-1	- - -	20.26	19.65	19.04	18.44
541-OMS-AAA-005	AC Ammeter	0-5	- - -	20.26	19.65	19.04	18.44
541-OMS-AAA-010	AC Ammeter	0-10	- - -	20.26	19.65	19.04	18.44
541-OMS-AVV-150	AC Voltmeter	0-150	200/V	17.64	17.11	16.58	16.05
541-OMS-AVV-300	AC Voltmeter	0-300	200/V	17.64	17.11	16.58	16.05
541-OMS-DAA-005	DC Ammeter	0-5	.0002	16.22	15.73	15.25	14.76
541-OMS-DAA-020	DC Ammeter	0-20	.0002	16.22	15.73	15.25	14.76
541-OMS-DMA-001	DC Milliammeter	0-1	2.3K	16.22	15.73	15.25	14.76
541-OMS-DMA-005	DC Milliammeter	0-5	500	16.22	15.73	15.25	14.76
541-OMS-DMA-010	DC Milliammeter	0-10	244	16.22	15.73	15.25	14.76
541-OMS-DMA-1U1	DC Milliammeter	1-0-1	970	16.22	15.73	15.25	14.76
541-OMS-DVV-010	DC Voltmeter	0-10	200/V	17.64	17.11	16.58	16.05
541-OMS-DVV-015	DC Voltmeter	0-15	200/V	17.64	17.11	16.58	16.05
541-OMS-DVV-030	DC Voltmeter	0-30	200/V	17.64	17.11	16.58	16.05
541-OMS-DVV-050	DC Voltmeter	0-50	200/V	17.64	17.11	16.58	16.05
541-OMS-DVV-100	DC Voltmeter	0-100	200/V	17.64	17.11	16.58	16.05

2" Surface Mount

MOUSER STOCK NO.	Type of Meter	Range	Res. (Ω)	Price Each 1	5	10	50
541-MSQ-AAA-001	AC Ammeter	0-1	- - -	22.94	22.25	21.56	20.88
541-MSQ-AAA-005	AC Ammeter	0-5	- - -	22.94	22.25	21.56	20.88
541-MSQ-AAA-010	AC Ammeter	0-10	- - -	22.94	22.25	21.56	20.88
541-MSQ-AVU-AW	VU-Type Meter	VuScale A	- - -	25.57	24.80	24.04	23.27
541-MSQ-AVU-BW	VU-Type Meter	VuScale B	- - -	25.57	24.80	24.04	23.27
541-MSQ-AVV-150	AC Voltmeter	0-150	200/V	20.26	19.65	19.04	18.44
541-MSQ-AVV-300	AC Voltmeter	0-300	200/V	20.26	19.65	19.04	18.44
541-MSQ-DAA-005	DC Ammeter	0-5	.0002	18.85	18.28	17.72	17.15
541-MSQ-DAA-010	DC Ammeter	0-10	.0002	18.85	18.28	17.72	17.15
541-MSQ-DAA-020	DC Ammeter	0-20	.0002	18.85	18.28	17.72	17.15
541-MSQ-DAA-030	DC Ammeter	0-30	.0002	18.85	18.28	17.72	17.15
541-MSQ-DMA-001	DC Milliammeter	0-1	2.3K	18.85	18.28	17.72	17.15
541-MSQ-DMA-005	DC Milliammeter	0-5	500	18.85	18.28	17.72	17.15
541-MSQ-DMA-010	DC Milliammeter	0-10	244	18.85	18.28	17.72	17.15
541-MSQ-DMA-100	DC Milliammeter	0-100	2.3	18.85	18.28	17.72	17.15
541-MSQ-DMA-1U1	DC Milliammeter	1-0-1	970	18.85	18.28	17.72	17.15
541-MSQ-DVV-010	DC Voltmeter	0-10	200/V	20.26	19.65	19.04	18.44
541-MSQ-DVV-015	DC Voltmeter	0-15	200/V	20.26	19.65	19.04	18.44
541-MSQ-DVV-030	DC Voltmeter	0-30	200/V	20.26	19.65	19.04	18.44
541-MSQ-DVV-050	DC Voltmeter	0-50	200/V	20.26	19.65	19.04	18.44
541-MSQ-DVV-100	DC Voltmeter	0-100	200/V	20.26	19.65	19.04	18.44
541-MSQ-DVV-15U	DC Voltmeter	15-0-15	100/V	20.26	19.65	19.04	18.44

3 1/2" Surface Mount

541-MS-AVV-150	AC Voltmeter	0-150	200/V	21.63	20.98	20.33	19.68
541-MS-AVV-300	AC Voltmeter	0-300	200/V	21.63	20.98	20.33	19.68
541-MS-DAA-005	DC Ammeter	0-5	.0002	20.26	19.65	19.04	18.44
541-MS-DAA-010	DC Ammeter	0-10	.0002	20.26	19.65	19.04	18.44
541-MS-DMA-001	DC Milliammeter	0-1	1.1K	20.26	19.65	19.04	18.44
541-MS-DMA-010	DC Milliammeter	0-10	125	20.26	19.65	19.04	18.44
541-MS-DUA-5H5	DC Microammeter	500-0-500	1.1K	21.63	20.98	20.33	19.68
541-MS-DVV-015	DC Voltmeter	0-15	200/V	21.63	20.98	20.33	19.68
541-MS-DVV-030	DC Voltmeter	0-30	200/V	21.63	20.98	20.33	19.68
541-MS-DVV-050	DC Voltmeter	0-50	200/V	21.63	20.98	20.33	19.68

SMD PANEL METER ILLUMINATION KIT

- For 6 volt or 12 volt use

NOT AVAILABLE FOR EDGE-READING METERS

MOUSER STOCK NO.	Contains	Price Each 1	5	10
541-KM6-25P	Two 6V lamps, Two holders w/ spacers, & instructions	11.75	11.40	11.05

Simpson WIDE-VUE PANEL METERS

All DC wide-vue meters have the Simpson self-shielded movement - Calibration is not affected by stray magnetic fields or magnetic mounting. All AC wide-vue meters have an iron vane movement and are calibrated at 60Hz. The AC voltmeters have a frequency range of 25 to 125Hz.

DIMENSIONS (IN.)

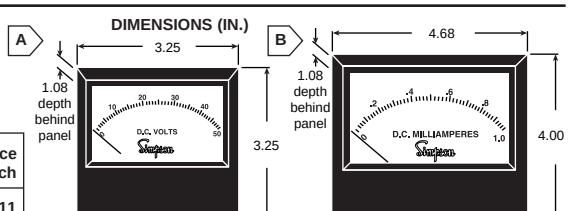

DC Ammeters

MOUSER STOCK NO.	Fig.	Size	Range	Approx. Resistance Ω/Volt	Price Each
529-02690	A	3 1/2	0-10	.005	53.56
529-02870	B	4 1/2	0-10	.005	58.11

AC Voltmeters

MOUSER STOCK NO.	Fig.	Size	Range	Approx. Resistance Ω/Volt	Price Each
529-10340	B	4 1/2	0-300	50,000	58.11

DC MINIATURE PANEL METERS

DIMENSIONS (IN.)

These miniature meters are small in size, but highly sensitive. They provide quick legible readings and are extremely durable mechanically.

Edge Reading

MOUSER STOCK NO.	Fig.	Scale	R_{DC} (Ω)	Features	Price Each 1	10	25
391-0105	A	Balance	650	Zero Centering	10.45	8.71	7.92
391-0301	B	0-15+0-30	650	Dual Scale	10.45	8.71	7.92
391-0115	C	20-0-20	650	Zero Centering	10.45	8.71	7.92

Front Panel

MOUSER STOCK NO.	Fig.	Scale	R_{DC} (Ω)	Features	Price Each 1	10	25
39TM601	D	0-15	600	70° Scale Angle	12.49	10.87	9.88

Battery Indicator

MOUSER STOCK NO.	Fig.	Scale	R_{DC} (Ω)	Features	Price Each 1	10	25
391-0001	E	Red-Green	350	Battery Indicator	18.06	16.42	14.92

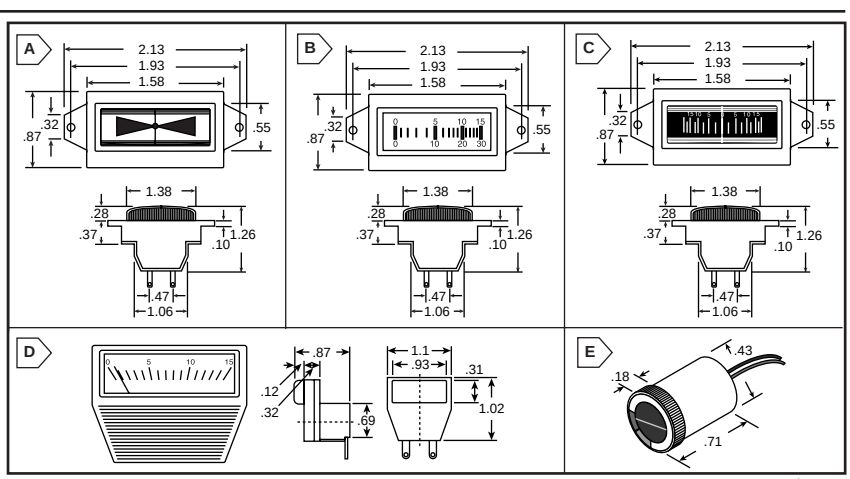

Packaging and Storage Systems

Flambeau® CONDUCTIVE STORAGE SYSTEMS

High density storage can be achieved with these all plastic cabinets. They are designed with a sturdy shell and drawer rail structure for extra strength when fully loaded. These rugged cabinets are durable, rustproof and dentproof. The state-of-the-art black conductive cabinets provides safe storage with carbon filled copolymer shells and drawers to protect MOS, CMOS, IC's, memory chips, precision resistors, ESD components, prints, and equipment from static damage. Dividers are available for added storage flexibility.

U30PC

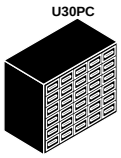

- 30 "TW" drawers

U45PC

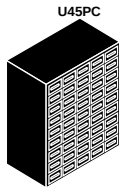

- 45 "TW" drawers

C26PC

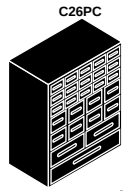

- 15 "TW" drawers
- 8 "TQ" drawers
- 2 "TJ" drawers
- 1 "TF" drawer

C20PC

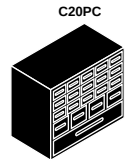

- 15 "TW" drawers
- 4 "TQ" drawers
- 1 "TF" drawer

Cabinets

MOUSER STOCK NO.	Dimensions (In.)			Price Each			
	H	W	D	1	5	10	25
582-U45PC	16 1/2	12	6	**86.23**	**77.61**	**68.98**	**60.36**
582-U30PC	11 1/4	12	6	**64.88**	**58.39**	**51.90**	**45.42**
582-C26PC	16 1/2	12	6	**86.23**	**77.61**	**68.98**	**60.36**
582-C20PC	11 1/4	12	6	**64.88**	**58.39**	**51.90**	**45.42**

Dividers

MOUSER STOCK NO.	✻ Fits Drawer	Price Each	
		1	24
582-3552C	TW	**.22**	**.19**
		1	**12**
582-57135C	TF and TJ	**.66**	**.55**

✻Dividers are not available for "TQ" drawers

Flambeau® CONDUCTIVE BOXES

Available in single-compartment and multi-compartment styles. These conductive carbon filled polypropylene boxes are ideal for storage and transportation of static-sensitive parts and components. The material is in compliance with military specification MIL-B-81-705B.

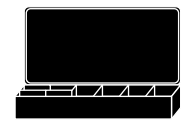

DIMENSIONS (IN.)

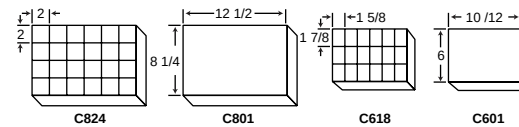

MOUSER STOCK NO.	✻ Dimensions (In.)			Price Each			
	L	W	H	1	5	10	25
582-C601	11	6 3/4	1 3/4	**18.70**	**16.83**	**14.96**	**13.09**
582-C618	11	6 3/4	1 3/4	**18.60**	**16.74**	**14.88**	**13.02**
582-C801	13 1/8	9	2 5/16	**19.00**	**17.10**	**15.20**	**13.30**
582-C824	13 1/8	9	2 5/16	**33.40**	**30.06**	**26.72**	**23.38**

✻Includes outside lid overlap and hinges

Flambeau® CONDUCTIVE STORAGE BOX

- Designed for static sensitive materials

This box is designed for maximum strength with a comfortable full grip handle and plenty of carrying space for hardware and tools. It contains a lift-out tray to hold smaller items, leaving space to store larger items in the lower well. This storage box is molded from carbon filled, hi-impact material.

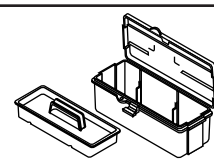

MOUSER STOCK NO.	Dimensions (In.)	Price Each			
		1	6	12	24
582-14800-2C	14-1/2 x 7-1/2 x 5-1/4	**29.70**	**26.73**	**23.76**	**20.79**

Flambeau® K-RESIN BOXES

These compact compartmented transparent, K-resin boxes are designed for heavy duty applications and are superior to ordinary polystyrene boxes. K-resin boxes are less susceptible to breakage.

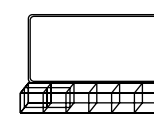

"200" Series

MOUSER STOCK NO.	Price Each			
	1	6	12	24
582-K200	**3.00**	**2.70**	**2.40**	**2.10**
582-K201	**3.00**	**2.70**	**2.40**	**2.10**
582-K203	**3.00**	**2.70**	**2.40**	**2.10**
582-K206	**3.00**	**2.70**	**2.40**	**2.10**
582-K208	**3.00**	**2.70**	**2.40**	**2.10**

"600" Series

MOUSER STOCK NO.	Price Each			
	1	5	10	25
582-K601	**5.70**	**5.13**	**4.56**	**3.99**
582-K602	**5.90**	**5.31**	**4.72**	**4.13**
582-K606	**5.90**	**5.31**	**4.72**	**4.13**
582-K618	**5.90**	**5.31**	**4.72**	**4.13**

DIMENSIONS (IN.)

"200 Series" (Overall Size: 8 1/4 x 4 1/2 x 1 3/8" deep includes outside lid overlap and hinges). All boxes are 1 1/8" tall.

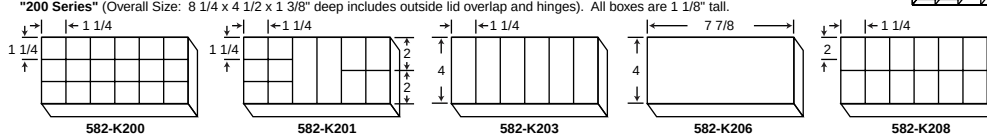

"600 Series" (Overall Size: 11 x 6 3/4 x 1 3/4" deep includes outside lid overlap and hinges). All boxes are 1 1/2" tall.

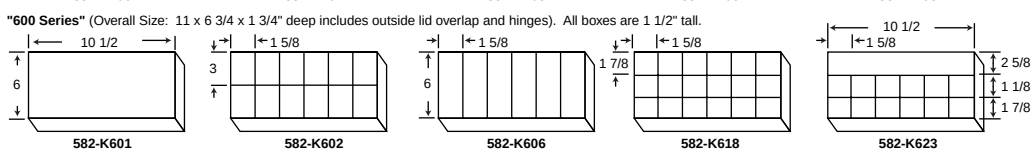

PLASTIC UTILITY BOXES

Tough, durable polypropylene boxes with snap-tight lids, heavy partitions and walls, and sturdy hinges. Partitions are moveable in the two larger boxes to meet storage requirements.

- Translucent
- Flexible

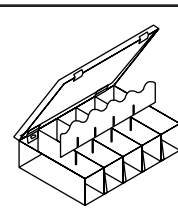

MOUSER STOCK NO.	Dimensions (In.)			Compart-ments	Price Each
	L	W	H		
5873-05-206	4 3/8	2 5/8	1	6 equal	**.97**
5873-05-505	11 1/4	6 1/2	2 3/8	5 to 15	**4.90**
400-1406	8 1/2	4 3/4	1 1/2	1 to 18	**2.94**

Flambeau® SATCHEL-STYLE CASES

These satchel-style cases are molded from rugged copolymer resin to meet a variety of storage and carrying needs. Features include: comfortable strap handle retained by rustproof metal hardware, double draw bolt latches, pinned hinges, tongue-and-groove amber-tinned cover. Copolymer resin provides a rustproof, odor and oil resistant case of almost unlimited use.

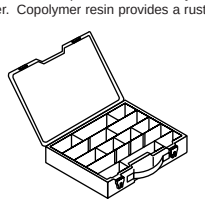

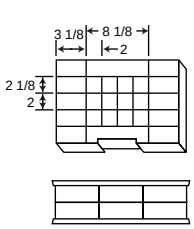

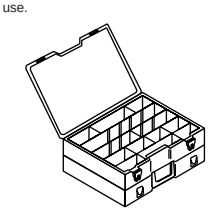

Model 724-2 (15" x 11 3/4" x 2 1/2") with 15 removable dividers. Users can customize this case from 9 to 24 compartments.

Model 748-2 (15" x 11 3/4" x 5") A two sided case with 9 to 24 compartments available per side. Boxes are sonically welded together for strength. (With dividers)

MOUSER STOCK NO.	Price Each			
	1	4	6	12
582-7242	**16.18**	**14.56**	**12.94**	**11.33**

DIMENSIONS (IN.)

MOUSER STOCK NO.	Price Each			
	1	4	6	12
582-7482	**32.75**	**29.48**	**26.20**	**22.93**

Flambeau MIGHTY TUFF® PARTS BOXES

These compact, compartmented boxes are superior to ordinary polystyrene boxes. Mighty Tuff boxes are molded from sturdy, transparent cellulose propionate, and provide for virtually any storage need. Quality construction is virtually unbreakable, resistant to oil and most common chemicals and solvents. Each box features rustproof metal hinges and rounded corners.

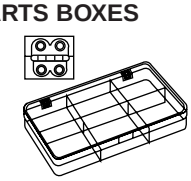

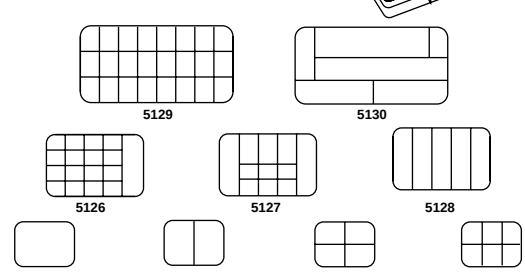

✻Inside dimensions

MOUSER STOCK NO.	✻ Dimensions (In.)			Price Each			
	L	W	D	1	6	12	24
582-5129	11 7/8	5 7/8	1 7/16	**10.10**	**9.09**	**8.08**	**7.07**
582-5130	11 7/8	5 7/8	1 7/16	**10.10**	**9.09**	**8.08**	**7.07**
582-5126	7	4	1 1/16	**5.50**	**4.95**	**4.40**	**3.85**
582-5127	7	4	1 1/16	**5.50**	**4.95**	**4.40**	**3.85**
582-5128	7	4	1 1/16	**5.50**	**4.95**	**4.40**	**3.85**
582-5200	4 3/8	2 5/8	1 1/16	**3.50**	**3.15**	**2.80**	**2.45**
582-5202	4 3/8	2 5/8	1 1/16	**3.50**	**3.15**	**2.80**	**2.45**
582-5204	4 3/8	2 5/8	1 1/16	**3.50**	**3.15**	**2.80**	**2.45**
582-5206	4 3/8	2 5/8	1 1/16	**4.70**	**4.23**	**3.76**	**3.29**

SERIES 60 UPRIGHT CABINET RACKS AND ACCESSORIES

These cabinet racks are proof of what Bud designers have striven for and achieved: Quality enclosures that enhance the function, appearance and value of your products. All Series 60 Cabinet Racks include welded frame, sides, top, and rear door.

- Welded 14 gauge steel frame
- Accommodates 19" panels
- Two pairs of full adjustable mounting rails are included
- Accessible from front and rear
- One door furnished
- Gray textured (GT) or royal blue textured (RB) available

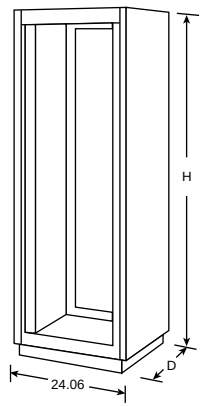

"Shipped Factory Direct"

DIMENSIONS (IN.)

Series 60 Upright Cabinet Racks

Supplied with plan sides and plain rear door

There are two colors available, replace the (__) in the part number with: **GT** for **Gray Textured** or **RB** for **Royal Blue Textured**

MOUSER STOCK NO.	Dim. (In.) H	Dim. (In.) D	Panel Space (P)	Price Each
563-60-2300-__	29.63	22.0	21.00	**754.30**
563-60-2301-__	40.13	22.0	31.50	**822.20**
563-60-2302-__	50.63	22.0	42.00	**930.55**
563-60-2303-__	61.13	22.0	52.50	**1017.25**
563-60-2304-__	69.88	22.0	61.25	**1104.05**
563-60-2305-__	78.63	22.0	70.00	**1177.55**
563-60-2306-__	87.38	22.0	78.75	**1269.55**
563-60-2307-__	29.63	25.5	21.00	**761.20**
563-60-2308-__	40.13	25.5	31.50	**842.85**
563-60-2309-__	50.63	25.5	42.00	**952.30**
563-60-2310-__	61.13	25.5	52.50	**1030.85**
563-60-2311-__	69.88	25.5	61.25	**1131.20**
563-60-2312-__	78.63	25.5	70.00	**1196.60**
563-60-2313-__	87.38	25.5	78.75	**1299.45**

Series 60 Upright Cabinet Racks

Supplied with louvered sides and louvered rear door

There are two colors available, replace the (__) in the part number with: **GT** for **Gray Textured** or **RB** for **Royal Blue Textured**

563-60-2700-__	29.63	22.0	21.00	**795.60**
563-60-2701-__	40.13	22.0	31.50	**863.50**
563-60-2702-__	50.63	22.0	42.00	**971.90**
563-60-2703-__	61.13	22.0	52.50	**1058.55**
563-60-2704-__	69.88	22.0	61.25	**1145.35**
563-60-2705-__	78.63	22.0	70.00	**1218.80**
563-60-2706-__	87.38	22.0	78.75	**1310.95**
563-60-2707-__	29.63	25.5	21.00	**825.40**
563-60-2708-__	40.13	25.5	31.50	**884.10**
563-60-2709-__	50.63	25.5	42.00	**993.50**
563-60-2710-__	61.13	25.5	52.50	**1072.20**
563-60-2711-__	69.88	25.5	61.25	**1172.60**
563-60-2712-__	78.63	25.5	70.00	**1237.75**
563-60-2713-__	87.38	25.5	78.75	**1340.75**

Series 30 Extra Deep Upright Cabinet Racks

Supplied with plan sides and plain rear door

There are two colors available, replace the (__) in the part number with: **GT** for **Gray Textured** or **RB** for **Royal Blue Textured**

MOUSER STOCK NO.	Dim. (In.) H	Dim. (In.) D	Panel Space (P)	Price Each
563-30-2300-__	29.63	30.75	21.00	**840.85**
563-30-2301-__	40.13	30.75	31.50	**920.00**
563-30-2302-__	50.38	30.75	42.00	**1032.55**
563-30-2303-__	61.13	30.75	52.50	**1133.85**
563-30-2304-__	69.88	30.75	61.25	**1213.05**
563-30-2305-__	78.63	30.75	70.00	**1306.20**
563-30-2306-__	87.38	30.75	75.75	**1396.90**

Plain Front Door Width: 18.94"

There are two colors available, replace the (__) in the part number with: **GT** for **Gray Textured** or **RB** for **Royal Blue Textured**

MOUSER STOCK NO.	Height (In.)	✻ (In.)	Price Each
563-60-2340-__	21.44	21.00	**134.30**
563-60-2341-__	31.94	31.50	**149.20**
563-60-2342-__	42.44	42.00	**157.05**
563-60-2343-__	52.94	52.50	**174.70**
563-60-2344-__	61.69	61.25	**214.30**
563-60-2345-__	70.44	70.50	**223.30**
563-60-2346-__	79.19	78.75	**226.90**

Louvered Front Door Width: 18.94"

There are two colors available, replace the (__) in the part number with: **GT** for **Gray Textured** or **RB** for **Royal Blue Textured**

MOUSER STOCK NO.	Height (In.)	✻ (In.)	Price Each
563-60-2540-__	21.44	21.00	**143.65**
563-60-2541-__	31.94	31.50	**158.50**
563-60-2542-__	42.44	42.00	**166.60**
563-60-2543-__	52.94	52.50	**184.10**
563-60-2544-__	61.69	61.25	**223.65**
563-60-2545-__	70.44	70.50	**233.30**
563-60-2546-__	79.19	78.75	**236.40**

✻ To be used with Upright Rack with this Panel Space (P) dimension.

ECONOMIZER™ CABINET RACKS AND ACCESSORIES

High quality, low cost. Available with 19" panel width in both ventilated and non-ventilated versions.

- Welded frame: 14-gauge steel vertical rails. 16-gauge steel top and bottom. Uniquely designed, 16-gauge steel rail supports.
- Furnished complete with removable sides, rear door, and one pair of panel mounting rails.
- Panel mounting rails: 12-gauge steel. Fully adjustable.
- Side panel: 20-gauge steel. Removable from outside for easy access.
- Finishes: sand textured (S), royal blue textured (RB), and black textured (BT)

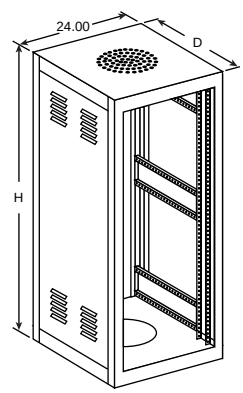

"Shipped Factory Direct"

DIMENSIONS (IN.)

Non-Ventilated Cabinet Racks

There are three colors available, replace the (__) in the part number with: **S** for **Sand Textured**, **RB** for **Royal Blue**, or **BT** for **Black Textured**

MOUSER STOCK NO.	Dimensions (In.) H	Dimensions (In.) D	Panel Space (P)	Price Each
563-ER-16502-__	47.31	18.50	42.00	**545.05**
563-ER-16503-__	57.81	18.50	52.50	**599.50**
563-ER-16504-__	66.56	18.50	61.25	**643.60**
563-ER-16505-__	75.31	18.50	70.00	**681.85**
563-ER-16506-__	84.06	18.50	78.75	**711.05**
563-ER-16512-__	47.31	25.50	42.00	**617.05**
563-ER-16513-__	57.81	25.50	52.50	**644.00**
563-ER-16514-__	66.56	25.50	61.25	**704.45**
563-ER-16515-__	75.31	25.50	70.00	**735.55**
563-ER-16516-__	84.06	25.50	78.75	**778.50**
563-ER-16522-__	47.31	30.75	42.00	**644.20**
563-ER-16523-__	57.81	30.75	52.50	**674.05**
563-ER-16524-__	66.56	30.75	61.25	**752.40**
563-ER-16525-__	75.31	30.75	70.00	**771.30**
563-ER-16526-__	84.06	30.75	78.75	**840.50**

Ventilated Cabinet Racks

Cabinet side and doors feature ventilating louvers.

There are three colors available, replace the (__) in the part number with: **S** for **Sand Textured**, **RB** for **Royal Blue**, or **BT** for **Black Textured**

563-ER-16602-__	47.31	18.50	42.00	**615.95**
563-ER-16603-__	57.81	18.50	52.50	**634.70**
563-ER-16604-__	66.56	18.50	61.25	**683.20**
563-ER-16605-__	75.31	18.50	70.00	**720.70**
563-ER-16606-__	84.06	18.50	78.75	**745.95**
563-ER-16612-__	47.31	25.50	42.00	**657.20**
563-ER-16613-__	57.81	25.50	52.50	**683.60**
563-ER-16614-__	66.56	25.50	61.25	**742.95**
563-ER-16615-__	75.31	25.50	70.00	**773.45**
563-ER-16616-__	84.06	25.50	78.75	**815.60**
563-ER-16622-__	47.31	30.75	42.00	**696.10**
563-ER-16623-__	57.81	30.75	52.50	**725.95**
563-ER-16624-__	66.56	30.75	61.25	**804.30**
563-ER-16625-__	75.31	30.75	70.00	**823.20**
563-ER-16626-__	84.06	30.75	78.75	**894.70**

10" EXHAUST FAN

Fan mounts in the top of ventilated Economizer racks. Supplied with finger guard and all mounting hardware. 36" power cord supplied. UL/CSA rated with 535 CFM air flow.

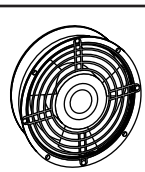

MOUSER STOCK NO.	Price Each
563-FN-1282	**119.20**

TEM-STAT TEMPERATURE CONTROLS

Prevent shut-downs caused by over-heating of electronic or electrical equipment in enclosures. Units react quickly to gradual or sudden temperature changes. UL and CSA listed.

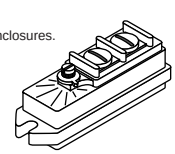

Temperature range: 80°F - 170°F, accuracy: ±8°F

Cycles	Full Load Amps	Locked Rotor Amps	Pilot Duty VA	Volts
6,000	5.0	35.0	- - -	12VDC
30,000	6.0	36.0	- - -	120VAC
30,000	3.0	18.0	- - -	240VAC
100,000	4.0	24.0	125	120VAC
100,000	2.0	12.0	125	240VAC

MOUSER STOCK NO.	Contacts Normally	Contacts On Temp. Rise	Price Each
563-TS-15	Open	Closed	**23.70**
563-TS-22	Closed	Open	**23.70**

ALL AMERICAN UPRIGHT CABINET RACKS AND ACCESSORIES

A unique combination of steel and aluminum components provides an optimum blend of strength and economy. The sides, doors and top can be removed from the outside in seconds for unequalled accessibility. Available in five panel heights and your choice of two depths, the All American Rack™ has been quality engineered to meet your stringent standards.

All American Upright Cabinet Racks

Rear door provided. Optional doors can be used for front or rear.

MOUSER STOCK NO.	Dimensions (In.) H	Dimensions (In.) D	Panel Space (P)	Price Each
563-AA-16412	48.81	26.50	42.00	**1067.60**
563-AA-16413	59.31	26.50	52.50	**1118.45**
563-AA-16414	68.06	26.50	61.25	**1208.10**
563-AA-16415	76.81	26.50	70.00	**1251.75**
563-AA-16416	85.56	26.50	78.75	**1360.65**
563-AA-16422	48.81	31.75	42.00	**1115.35**
563-AA-16423	59.31	31.75	52.50	**1203.90**
563-AA-16424	68.06	31.75	61.25	**1272.65**
563-AA-16425	76.81	31.75	70.00	**1341.40**
563-AA-16426	85.56	31.75	78.75	**1423.45**

Features:

- Frame: heavy-duty aluminum alloy extrusions, aluminum corner brackets. Steel supports
- Removable sides, 18 gauge steel
- Removable top and door, 20 gauge steel
- Mounting rails: two pairs of fully adjustable panel mounting rails
- Finish: white textured frame sand textured sides, door, and top

DIMENSIONS (IN.)

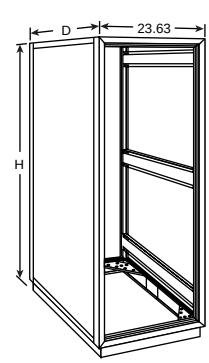

"Shipped Factory Direct"

Steel Doors

MOUSER STOCK NO.	Fits	Price Each
563-AA-16702	563-AA-16412, 563-AA-16422	**154.10**
563-AA-16703	563-AA-16413, 563-AA-16423	**164.05**
563-AA-16704	563-AA-16414, 563-AA-16424	**172.15**
563-AA-16705	563-AA-16415, 563-AA-16425	**178.75**
563-AA-16706	563-AA-16416, 563-AA-16426	**188.60**

Plexiglass Doors

563-AA-16722	563-AA-16412, 563-AA-16422	**316.40**
563-AA-16723	563-AA-16413, 563-AA-16423	**340.70**
563-AA-16724	563-AA-16414, 563-AA-16424	**359.70**
563-AA-16725	563-AA-16415, 563-AA-16425	**370.55**
563-AA-16726	563-AA-16416, 563-AA-16426	**397.65**

DATACOM CABINET ASSEMBLY AND ACCESSORIES

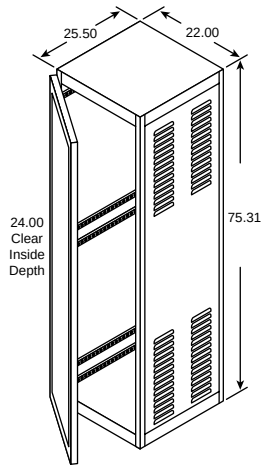

"Shipped Factory Direct"

DIMENSIONS (IN.)

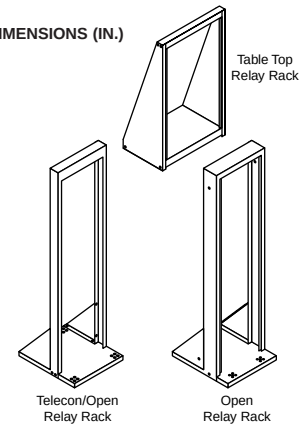

"Shipped Factory Direct"

Datacom Cabinet Assembly: 563-ER-16615 Economizer cabinet rack with louvered side panels and rear door, ventilated top suitable for 563-FN-1282 exhaust fan, and cable access in bottom. Installed V-9766-L locking econoglass front door. Two pairs of installed full height panel mounting rails. Includes two SH-2385-BT ventilated shelves. It comes completely assembled for immediate use.
Table Top Relay Racks: Chassis-type base holds heavy components for table mounting applications. Supporting angles provide strength, rigidity. Panel mounting rails tapped #10-32 on E.I.A. universal spacing. Standard 19" panel fits flush with front. Base, 20.38" x 12". Shipped knocked down.
Telecon/Open Relay Racks: Exceptionally strong structure made up of chassis-type base and supporting angles. Uprights, .11"; steel channels, 3" deep; top plate, 1.13" x 3.13". Rails tapped #10-32 on E.I.A. universal spacing. Base is 19.97" x 22" and drilled for 563-RC-7758 casters. Shipped knocked down in two (2) cartons, with all necessary assembly and mounting hardware.
Open Relay Racks: Extra-sturdy racks made of 14 and 12 gauge steel. 8" deep welded "U" member and triangular bracket hold uprights to base (12 GA). Panel mounting rails tapped #10-32 on E.I.A. universal spacing. Chassis type base, 20.88" x 26", drilled for 563-RC-7758 casters. Racks may be bolted together in Add-A-Rack fashion. Shipped knocked down in two (2) cartons, with all necessary assembly and mounting hardware.

Datacom Cabinet Assembly Depth: 25.5"

Datacom Cabinet Assembly: There are two colors available, replace the (__) in the part number with: **S** for **Sand Textured** or **RB** for **Royal Blue**

MOUSER STOCK NO.	Height (In.)	Panel Space (In.)	Price Each
563-DC-8002__	75.31	19 x 70	**1081.45**

Relay Racks

Relay Racks: There are two colors available, replace the (__) in the part number with: **MG** for **Metallic Gray** or **BT** for **Black Textured**

Table Top			
563-RR-1248__	24.00	21.00	**95.35**
563-RR-1249__	31.00	28.00	**104.25**
Telecon/Open			
563-RR-1263__	35.63	31.50 x 19	**146.30**
563-RR-1363__	40.88	36.75 x 19	**155.75**
563-RR-1264__	70.63	66.50 x 19	**175.80**
563-RR-1364__	75.63	71.75 x 19	**179.70**
563-RR-1366__	81.13	77.00 x 19	**183.60**
Open			
563-RR-1367__	64.63	61.25 x 19	**320.05**
563-RR-1368__	73.38	70.00 x 19	**340.50**
563-RR-1369__	80.38	77.00 x 19	**351.80**

ALUMINUM OPEN RELAY RACKS

These aluminum relay racks are available in 6', 6.5', 7', and 9' heights with 19" and 23" wide panel spaces. Panel mounting holes are #12-24 tapped on E.I.A. universal spacing on both the front and rear flanges.

Finish: Clear anodized, telephone gray, and natural finish.
Racks are shipped knocked down in one (1) carton, with all necessary assembly and mounting hardware.

MOUSER STOCK NO.	Height (In.)	Panel Space (In.)	Price Each
Clear Anodized			
563-ARR-1271	72	64.75 x 19	**288.00**
563-ARR-1272	84	77.00 x 19	**273.90**
563-ARR-1273	108	101.50 x 19	**345.50**
563-ARR-1293	72	64.75 x 23	**297.85**
563-ARR-1294	84	77.00 x 23	**312.45**
563-ARR-1295	108	101.50 x 23	**356.90**
Telephone Gray			
563-ARR-1271-G	72	64.75 x 19	**264.45**
563-ARR-1272-G	84	77.00 x 19	**252.35**
563-ARR-1273-G	108	101.50 x 19	**298.00**
563-ARR-1293-G	72	64.75 x 23	**274.30**
563-ARR-1294-G	84	77.00 x 23	**286.15**
563-ARR-1295-G	108	101.50 x 23	**307.85**
Natural Finish			
563-ARR-1271-NF	72	64.75 x 19	**210.10**
563-ARR-1272-NF	84	77.00 x 19	**200.90**
563-ARR-1273-NF	108	101.50 x 19	**238.30**
563-ARR-1293-NF	72	64.75 x 23	**218.25**
563-ARR-1294-NF	84	77.00 x 23	**228.35**
563-ARR-1295-NF	108	101.50 x 23	**246.60**

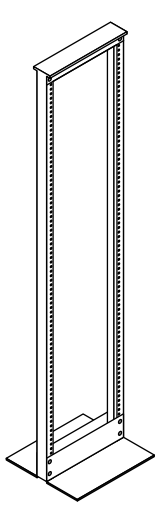

"Shipped Factory Direct"

ALUMINUM CHASSIS AND ACCESSORIES

A wide selection of aluminum chassis. Each is welded at stress points for assured, maximum strength and rigidity. Sides folded in at bottom for additional support. Bottom plate easily attached. Natural finish.

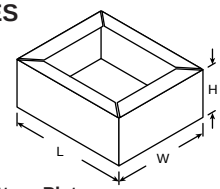

Aluminum Chassis

MOUSER STOCK NO.	Dimensions (In.)			Price Each
	W	L	H	
563-AC-1404	4.0	5.0	2.0	**10.00**
563-AC-1405	4.0	6.0	1.5	**8.90**
563-AC-430	4.0	6.0	3.0	**11.20**
563-AC-431	4.0	6.0	2.0	**9.10**
563-AC-402	5.0	7.0	2.0	**9.90**
563-AC-429	5.0	7.0	3.0	**12.70**
563-AC-403	5.0	9.5	2.0	**12.00**
563-AC-421	5.0	9.5	3.0	**15.10**
563-AC-404	5.0	10.0	3.0	**15.20**
563-AC-1413	6.0	8.0	2.0	**11.30**
563-AC-405	7.0	7.0	2.0	**10.40**
563-AC-406	7.0	9.0	2.0	**12.50**
563-AC-407	7.0	11.0	2.0	**14.50**
563-AC-408	7.0	12.0	3.0	**19.20**
563-AC-409	7.0	13.0	2.0	**15.80**
563-AC-411	7.0	15.0	3.0	**25.00**
563-AC-1418	8.0	10.0	2.5	**18.30**
563-AC-1419	8.0	12.0	2.5	**22.70**
563-AC-424	8.0	12.0	3.0	**23.00**
563-AC-412	8.0	17.0	3.0	**26.00**
563-AC-413	10.0	12.0	3.0	**29.20**
563-AC-414	10.0	14.0	3.0	**29.70**
563-AC-415	10.0	17.0	2.0	**26.50**
563-AC-416	10.0	17.0	3.0	**31.00**
563-AC-427	10.0	17.0	4.0	**44.70**
563-AC-1422	10.0	17.0	5.0	**52.10**
563-AC-418	12.0	17.0	3.0	**32.80**
563-AC-419	13.0	17.0	2.0	**33.50**
563-AC-420	13.0	17.0	3.0	**38.70**
563-AC-428	13.0	17.0	4.0	**47.00**
563-AC-1426	13.0	17.0	5.0	**60.00**
563-AC-1427	14.0	17.0	3.0	**43.70**
563-AC-1428	15.0	17.0	4.0	**59.30**
563-AC-1429	15.0	17.0	6.0	**84.00**
563-AC-1430	17.0	17.0	3.0	**50.90**
563-AC-1431	17.0	17.0	4.0	**59.60**

Chassis Bottom Plates

MOUSER STOCK NO.	Width	Length	Price Each
563-BPA-1504	4.0	5.0	**3.90**
563-BPA-1505	4.0	6.0	**4.60**
563-BPA-1589	5.0	7.0	**4.50**
563-BPA-1591	5.0	10.0	**4.50**
563-BPA-1513	6.0	8.0	**6.50**
563-BPA-1592	7.0	7.0	**4.50**
563-BPA-1593	7.0	9.0	**5.50**
563-BPA-1594	7.0	11.0	**5.70**
563-BPA-1595	7.0	12.0	**6.30**
563-BPA-1596	7.0	13.0	**7.50**
563-BPA-1516	7.0	15.0	**8.20**
563-BPA-1518	8.0	10.0	**8.00**
563-BPA-1519	8.0	12.0	**9.70**
563-BPA-1520	8.0	17.0	**10.00**
563-BPA-1523	10.0	12.0	**9.70**
563-BPA-1524	10.0	14.0	**9.70**
563-BPA-1597	10.0	17.0	**10.30**
563-BPA-1528	12.0	17.0	**13.90**
563-BPA-1598	13.0	17.0	**14.30**
563-BPA-1529	14.0	17.0	**14.70**
563-BPA-1530	15.0	17.0	**18.40**
563-BPA-1531	17.0	17.0	**20.40**

Aluminum Panel Chassis

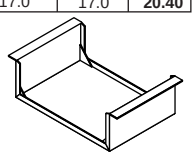

MOUSER STOCK NO.	Height (In.)	Price Each
563-CB-1370	1.75	**22.60**
563-CB-1371	3.50	**23.90**
563-CB-1372	5.25	**29.70**

CHAMPION SERIES

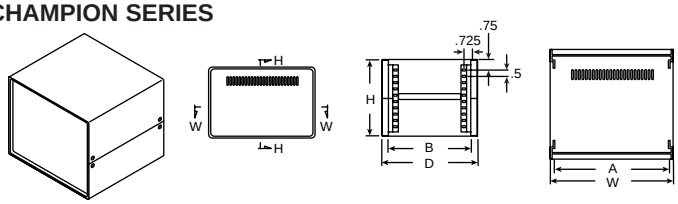

- Top, bottom, front, and rear panels, .050" aluminum
- Ventilation slots in bottom and rear panel
- Easily assembled with eight self-threading screws
- No screws on front or rear panels
- Designed to allow for maximum interior space
- Removable top and bottom provide easy access to components
- Four self-adhesive rubber feet provided

There are two colors available, replace the (__) in the part number with: **S** for **Sand Textured** or **BT** for **Black Textured**

MOUSER STOCK NO.	Outside Dim. (In.)			Inside Dim. (In.)		Price Each
	H	W	D	A	B	
563-CS-11202-__	4	6	6	5.38	5.13	**56.40**
563-CS-11204-__	4	9	8	8.38	7.13	**62.80**
563-CS-11206-__	4	12	8	11.38	7.13	**66.50**
563-CS-11208-__	6	9	8	8.38	7.13	**70.60**
563-CS-11210-__	6	12	8	11.38	7.13	**71.80**
563-CS-11212-__	6	12	10	11.38	9.13	**77.30**
563-CS-11214-__	8	9	8	8.38	7.13	**75.40**
563-CS-11216-__	8	12	10	11.38	9.13	**84.60**

VALUE/LINE SERIES

This Bud series has, for years, been one of the most requested by industry. It's well styled, it's quality constructed, it's economical, and it's versatile — can be used independently or in a standard E.I.A. 19" cabinet.

- Side and front panel, .090" aluminum
- Base, rear, and top, .050" aluminum
- Handles, aluminum extrusions
- Sides, white textured, rear and top smooth white
- Two detachable 11 gauge steel rack mounting brackets and rubber feet included
- Adhesive-backed paper protects panels and provides surface for laying out position for drilling or punching

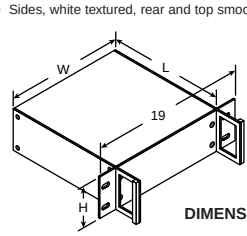

DIMENSIONS (IN.)

MOUSER STOCK NO.	Dimensions (In.)			Price Each
	L	W	H	
563-HC-14101	13	17.00	3.50	**157.70**
563-HC-14102	13	12.75	5.25	**162.25**
563-HC-14103	13	17.00	5.25	**162.60**
563-HC-14104	13	17.00	7.00	**170.70**
563-HC-14105	13	17.00	8.75	**178.85**
563-HC-14106	13	17.00	10.50	**187.05**
563-HC-14107	15	17.00	10.50	**200.05**
563-HC-14108	15	17.00	12.25	**223.85**
563-HC-14109	15	17.00	14.00	**235.95**

Accessories For Cases and Cabinets

10" EXHAUST FAN

Fan mounts in the top of ventilated Economizer racks. Supplied with finger guard and all mounting hardware. 36" power cord supplied. UL/CSA rated with 535 CFM air flow.

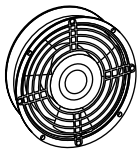

563-FN-1282	**119.20**

TEM-STAT TEMPERATURE CONTROLS

Prevent shut-downs caused by over-heating of electronic or electrical equipment in enclosures. Units react quickly to gradual or sudden temperature changes. UL and CSA listed.

Temperature range: 80°F - 170°F, accuracy: ±8°F

Cycles	Full Load Amps	Locked Rotor Amps	Pilot Duty VA	Volts
6,000	5.0	35.0	- - -	12VDC
30,000	6.0	36.0	- - -	120VAC
30,000	3.0	18.0	- - -	240VAC
100,000	4.0	24.0	125	120VAC
100,000	2.0	12.0	125	240VAC

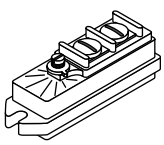

MOUSER STOCK NO.	Contacts Normally	Contacts On Temp. Rise	Price Each
563-TS-15	Open	Closed	**23.70**
563-TS-22	Closed	Open	**23.70**

SLIDING MECHANISMS

Two-Piece Slide

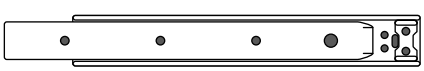

Has stationary delrin guides for stabilization in closed position. .75" extension, front disconnect, positive stop. Max. chassis width is 2" less than rack panel width, when used with 563-BAS-5106 Slide Mounting Bracket Kit.

✻ Load rating shown in table is "per pair"

MOUSER STOCK NO.	Slide Length (In.)	Travel (In.)	✻Load Rating (Lbs.)	Price Each
563-AS-5000-A	12	8	140	**33.15**
563-AS-5001-A	16	12	120	**43.45**
563-AS-5002-A	20	15	92	**45.70**
563-AS-5004-A	26	19	70	**48.35**

Slide Mounting Bracket Kit

Recommended for two-piece slides subject to maximum chassis width as shown above. It is easier to assemble. Allows slides to be mounted to panel mounting surface or accessory flange of panel mounting rails.

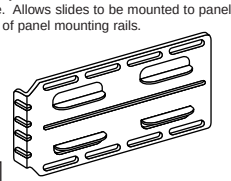

563-BAS-5106	**$ 70.50**

ADJUSTABLE SHELF-OPEN RACK

Relay rack shelves fit 19" wide panel spaces. Shelves are 16 gauge steel and are flanged for added support. Shelves are adjustable for depth within relay rack, and come with all mounting brackets and hardware.

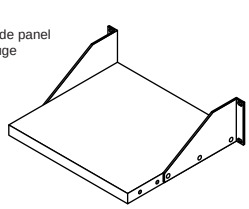

There are two colors available, replace the (__) in the part number with: **MG** for **Metallic Gray** or **BT** for **Black Textured**

MOUSER STOCK NO.	Dimensions (In.)		Price Each
	Width	Depth	
563-SA-1278-__	17.19	16	**82.80**
563-SA-1279-__	17.19	20	**89.20**

STANDARD PANEL MOUNTING RAILS

Use on Bud Cabinet Racks: Series 60, All American, and Economizer. 12-gauge steel. Sold in pairs. Hardware furnished. Finish: black.

✻ Fits Cabinet Rack With Panel Space (In.)

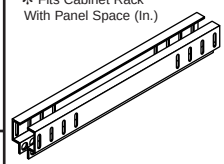

MOUSER STOCK NO.	✻	Price Each
563-PMR-9448	21.00	**48.55**
563-PMR-9449	31.50	**55.20**
563-PMR-9450	42.00	**59.85**
563-PMR-9451	52.50	**66.30**
563-PMR-9452	61.25	**74.15**
563-PMR-9453	70.00	**81.10**
563-PMR-9454	78.75	**86.00**

CASTERS

Casters are priced individually, sold and packaged in pairs with all necessary mounting hardware included.

Heavy Duty

Double level post swivel caster with 2" ball cushion rubber wheel. Riveted axle. Black steel hood 3/8"-16 x 1" threaded steel pin.

MOUSER STOCK NO.	Load Rating	Weight Each	Price Each
563-RC-7775	75 lbs.	9.50 oz.	**11.20**

Extra-Heavy Duty

For Series 60 and Economizer cabinet racks. Ball-bearing wheels made of hard tread composition. Height: 3.25".

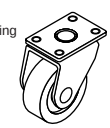

563-RC-7758	200 lbs.	18 oz.	**13.90**

Ball-Bearing, Swivel Type

Wheels hard tread rubber 4" in diameter x 1.25" wide. Available with or without side brake and come with formed 12-gauge adapter mounting brackets. Mount in all cabinet racks which currently accept 563-RC-7758 casters. Increase overall height of cabinet by approximately 4".

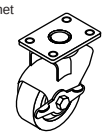

With Locking Brake			
563-RC-7761	240 lbs	3.5 lbs	**32.70**
Without Locking Brake			
563-RC-7762	240 lbs.	3.5 lbs	**28.30**

CAP AND STEM

Nickel plated steel. 3/8-16 thread. 563-RL-7766, rubber base. 563-RL-7767 nylon base. 563-RL-7771 rubber base. 563-RL-7766 and 563-RL-7767 furnished with 2 height adjusting nuts. Used on Economizer Rack.

MOUSER STOCK NO.	Dimensions (In.)			Price Each
	A	B	C	
563-RL-7766	3	1.00	1.63	**5.60**
563-RL-7767	3	.75	1.63	**3.90**
563-RL-7771	2	.75	1.63	**3.10**

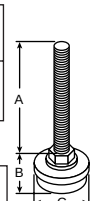

Levelers Kit

Consists of two levelers and mounting brackets.

MOUSER STOCK NO.	Description	Price Each
563-RL-7770	Used on Economizer	**38.85**

STANDARD PANELS

For cabinets, racks, relay racks, and small enclosures, where applicable.

Surface Shield

MOUSER STOCK NO.	H (In.)	Price Each
563-SFA-1831	1.75	**9.50**
563-SFA-1832	3.50	**13.90**
563-SFA-1833	5.25	**17.80**
563-SFA-1834	7.00	**22.80**
563-SFA-1835	8.75	**25.00**
563-SFA-1836	10.50	**32.40**
563-SFA-1837	12.25	**37.50**
563-SFA-1838	14.00	**42.40**
563-SFA-1839	15.75	**47.80**
563-SFA-1840	17.50	**52.60**
563-SFA-1841	19.25	**58.40**
563-SFA-1842	21.00	**63.90**

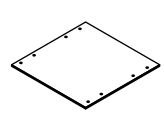

19 x 19 x 1/8 inch panels.

Mill finish aluminum alloy panels. White, pressure-sensitive paper on one side protects and provides surface for laying out drilling or punching position

19 inch aluminum panels.

Standard Aluminum Panels

There are two colors available, replace the (__) in the part number with: **WH** for **White** or **MG** for **Metallic Gray**

563-PA-1101-__	1.75	**10.60**
563-PA-1102-__	3.50	**14.80**
563-PA-1103-__	5.25	**20.30**
563-PA-1104-__	7.00	**25.30**
563-PA-1105-__	8.75	**30.60**
563-PA-1106-__	10.50	**38.90**
563-PA-1107-__	12.25	**42.70**
563-PA-1108-__	14.00	**47.50**
563-PA-1109-__	15.75	**52.80**
563-PA-1110-__	17.50	**53.95**
563-PA-1111-__	19.25	**57.00**
563-PA-1112-__	21.00	**59.20**

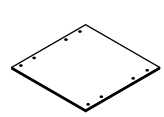

19 x 19 x 1/8 inch panels.

RAK - MOUNT CHASSIS

Side panel mounting holes are punched on .88" grid to allow total flexibility in mounting of components. Rear panel is fully adjustable from front to rear. Standard 19" front panels feature "Surface Shield" protection which provides surface for laying out drilling and punching positions. Natural finish

- Front panel: .13" thick mill finish alum. with "Surface Shield" protection.
- Side and rear panels: .090" aluminum
- Shipped unassembled with all necessary assembly hardware

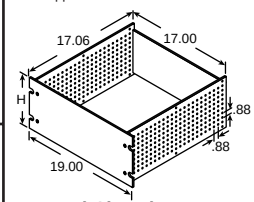

Standard Chassis

MOUSER STOCK NO.	H (In.)	Price Each
563-RM-14212	5.25	**54.10**
563-RM-14213	7.00	**61.95**
563-RM-14214	8.75	**74.40**
563-RM-14215	10.50	**87.85**

Internal Chassis

.090" aluminum, natural finish. Can be mounted vertically or horizontally.

MOUSER STOCK NO.	✻(In.)	Price Each
563-C-14242	5.25	**18.20**
563-C-14243	7.00	**21.20**
563-C-14244	8.75	**24.30**
563-C-14245	10.50	**27.30**

Handles

Chrome plated steel

MOUSER STOCK NO.	✻(In.)	Price Each
563-H-9160-B	5.25	**10.30**
563-H-9111-B	7.00	**6.40**
563-H-9112-B	8.75	**7.80**
563-H-9113-B	10.50	**9.00**

✻ To be used with Standard Chassis with this Height (H) dimension.

Tops and Slides

Solid top or bottom cover: .050" aluminum, natural finish. Can also be used on bottom as full depth chassis for mounting components. **Ventilated top or bottom cover:** .050" aluminum, natural finish, .13" x .75" slots for max. ventilation. **Slides:** two piece slide, 20" long with 15" travel. Supplied in pairs. Order mounting brackets separately. Requires two pairs of panel mounting rails.

MOUSER STOCK NO.	Description	Price Each
563-TBC-14252	Solid top	**29.60**
563-TBC-14262	Ventilated top	**33.10**
563-AS-5002-A	Slides (pair)	**45.70**

SMALL RACK MOUNT CHASSIS

Eight sizes, two depths and widths. Adaptable for slide mounting.

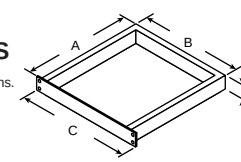

DIMENSIONS (IN.)

MOUSER STOCK NO.	Dimensions (In.)				Price Each
	A	B	C	D	
563-CH-14401	8	17	19	1.719	**41.60**
563-CH-14402	16	17	19	1.719	**60.00**
563-CH-14403	8	17	19	3.469	**61.40**
563-CH-14404	16	17	19	3.469	**78.80**
563-CH-14411	8	22	24	1.719	**52.00**
563-CH-14412	16	22	24	1.719	**75.20**
563-CH-14413	8	22	24	3.469	**70.70**
563-CH-14414	16	22	24	3.469	**91.10**

HANDLES

Styled for all types of applications, designed for long wear; quality construction equals that of high priced counterparts.

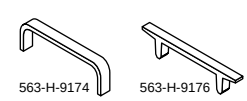

563-H-9174 563-H-9176

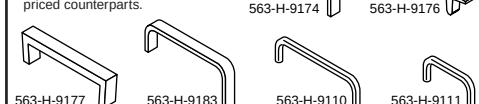

563-H-9177 563-H-9183 563-H-9110 563-H-9111

563-H-9112

563-H-9113

563-H-9116

563-H-9160

563-H-9166 and 563-H-9168

Clear Anodized Aluminum

Hardware: (2) 8-32 x 3/8" screws.

MOUSER STOCK NO.	Mounting Centers (In.)	Hand Clearance (In.)	Price Each
563-H-9174-B	4.00	1.09	**9.90**
563-H-9176-B	3.25	.75	**11.20**
563-H-9177-B	4.38	.75	**11.20**
563-H-9183-B	4.56	1.09	**13.90**

Chrome Plated .38" Diameter Steel

Mounting Hardware: (2) 10-32 x 3/8" screws.

563-H-9110-B	6.00	1.25	**7.90**
563-H-9111-B	4.00	.94	**6.40**
563-H-9112-B	6.00	.94	**7.80**
563-H-9113-B	8.00	.94	**9.00**

Chrome Plated .38" Diameter Steel

Mounting Hardware: (2) 1/4"-28 hex nuts.

563-H-9116-B	6.00	.94	**10.10**
563-H-9160-B	3.50	1.69	**10.30**

Chrome Plated .25" Diameter Brass

Mounting Hardware: (2) 6-32 x 1/2" screws.

563-H-9166-B	1.91	1.00	**5.20**
563-H-9168-B	3.00	1.00	**5.00**

Cases and Cabinets

SMALL CABINETS

Contour Utility

20 gauge steel. Louvered rear panel. Rubber feet furnished. Removable flanged panels have rounded corners and edges to preserve the contoured styling of the highly versatile cabinet. Gray textured body with white textured panels.

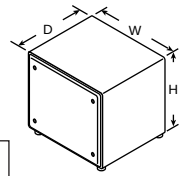

Contour Utility

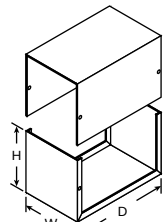

Miniboxes

MOUSER STOCK NO.	Dimensions (In.)			Price Each
	D	W	H	
563-CU-463	3.75	6.25	4.25	**35.80**
563-CU-465	5.75	6.25	4.25	**42.60**
563-CU-585	5.75	8.25	5.25	**44.80**
563-CU-587	7.75	8.25	5.25	**49.10**
563-CU-7125	5.75	12.25	7.25	**50.90**
563-CU-7127	7.75	12.25	7.25	**54.90**

Portacabs

.050" aluminum. Front panel recessed 1/2" and fits contour of cabinet. Louvered sides. Welded back has opening. Four plastic feet furnished. Designed for bench or portable use. Light weight, yet strong. Reinforced flexible metal handle recessed to permit stacking. Finish: metallic gray.

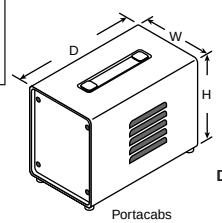

Portacabs

DIMENSIONS (IN.)

MOUSER STOCK NO.	Dimensions (In.)			Recommended Bud Chassis	Panel Space (In.)	Rear Opening (In.)	Louvers Per Side	Price Each
	D	W	H					
563-WA-1540	8	6.13	8	563-AC-402	5.92 x 7.80	2 x 4.50	1 set	**56.40**
563-WA-1541	12	8.13	9	563-AC-407	7.92 x 8.80	2 x 6.50	2 sets	**77.80**
563-WA-1542	8	10.13	8	563-AC-406	9.92 x 7.80	2 x 8.50	1 set	**66.25**
563-WA-1543	18	11.13	11	563-AC-416	10.92 x 10.80	2 x 9.50	3 sets	**106.25**
563-WA-1544	18	14.13	12	563-AC-412	13.92 x 11.80	2 x 12.50	3 sets	**129.20**

Miniboxes

.040" aluminum alloy. Two sections slip together and may be joined by either built-in snap lock or sheet metal screws (included). Flanged sections assure proper shielding. Units can be used as separate housings or as part of larger assemblies. Finish: Natural or Smooth Gray.

Smooth Gray Finish Miniboxes

MOUSER STOCK NO.	Dimensions (In.)			Price Each
	D	W	H	
563-CU-2100B	2.75	2.13	1.63	**5.10**
563-CU-2101B	3.25	2.13	1.63	**5.20**
563-CU-2102B	4.00	2.13	1.63	**5.40**
563-CU-2103B	4.00	2.25	2.25	**5.50**
563-CU-2104B	5.00	2.25	2.25	**6.30**
563-CU-2105B	5.00	4.00	3.00	**8.20**
563-CU-2106B	5.25	3.00	2.13	**6.70**
563-CU-2107B	6.00	5.00	4.00	**11.50**
563-CU-2108B	7.00	5.00	3.00	**11.20**
✻ **563-CU-2109B**	8.00	6.00	3.50	**22.50**
✻ **563-CU-2110B**	10.00	6.00	3.50	**23.90**
✻ **563-CU-2111B**	12.00	7.00	4.00	**31.50**
✻ **563-CU-2112B**	17.00	5.00	4.00	**33.30**
✻ **563-CU-2113B**	10.00	2.00	1.63	**10.70**
✻ **563-CU-2114B**	12.00	2.50	2.25	**15.70**

Natural Finish Miniboxes

MOUSER STOCK NO.	Dimensions (In.)			Price Each
	D	W	H	
563-CU-3000A	2.75	2.13	1.63	**3.30**
563-CU-3001A	3.25	2.13	1.63	**3.80**
563-CU-3002A	4.00	2.13	1.63	**4.10**
563-CU-3003A	4.00	2.25	2.25	**4.40**
563-CU-3004A	5.00	2.25	2.25	**5.30**
563-CU-3005A	5.00	4.00	3.00	**6.80**
563-CU-3006A	5.25	3.00	2.13	**5.40**
563-CU-3007A	6.00	5.00	4.00	**9.70**
563-CU-3008A	7.00	5.00	3.00	**8.70**
✻ **563-CU-3009A**	8.00	6.00	3.50	**13.70**
✻ **563-CU-3010A**	10.00	6.00	3.50	**17.20**
✻ **563-CU-3011A**	12.00	7.00	4.00	**21.80**
✻ **563-CU-3012A**	17.00	5.00	4.00	**23.50**
✻ **563-CU-3013A**	10.00	2.00	1.63	**8.70**
✻ **563-CU-3014A**	12.00	2.50	2.25	**11.10**

✻ These items are provided with a removable, white, pressure sensitive, paper that protects the finish and provides a surface for laying out drilling and punching positions.

ECONOBOX

Five box sizes, each with close fitting flanged lids fastened to bosses in the body with screws. This plus the thickness of the aluminum alloy (380), offers excellent screening properties.

MOUSER STOCK NO.	Dimensions (In.)			Thick-ness	Price Each
	D	W	H		
563-CU-123	3.63	1.50	1.06	.06	**8.10**
563-CU-124	4.38	2.38	1.06	.06	**8.50**
563-CU-234	4.69	3.69	2.06	.09	**13.60**
563-CU-247	7.39	4.70	2.06	.09	**23.10**
563-CU-347	7.39	4.70	3.06	.09	**27.10**

DIMENSIONS (IN.)

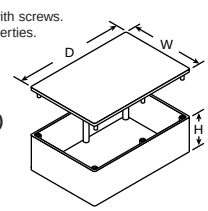

NEMA 4 SEALED DIE-CAST ALUMINUM ENCLOSURES

Natural Finish

MOUSER STOCK NO.	Dimensions (In.)			Price Each
	D	W	H	
563-AN-1300	3.54	1.42	1.18	**6.00**
563-AN-1301	2.52	2.28	1.38	**6.30**
563-AN-1302	4.53	2.56	1.18	**9.20**
563-AN-1303	4.53	2.56	2.17	**11.20**
563-AN-1304	4.53	3.54	2.17	**13.10**
563-AN-1305	5.83	4.25	2.95	**23.40**
563-AN-1306	6.73	4.76	2.17	**23.80**
563-AN-1307	8.82	5.83	2.17	**25.10**

Diecast in aluminum alloy and resistant to atmospheric and marine corrosion, these enclosures are ideal for housing sensitive electronic assemblies and pneumatic, hydraulic and electrical devices in both commercial and industrial environments.

- Designed to IP 65 of IEC 529 and NEMA 4
- Cover incorporates a recessed neoprene gasket
- Internal bosses for mounting PCBs horizontally
- Internal guide slots for mounting PCB assemblies vert.

Smooth Gray Finish

563-AN-1300-G	3.54	1.42	1.18	**10.60**
563-AN-1301-G	2.52	2.28	1.38	**11.00**
563-AN-1302-G	4.53	2.56	1.18	**14.80**
563-AN-1303-G	4.53	2.56	2.17	**17.40**
563-AN-1304-G	4.53	3.54	2.17	**20.80**
563-AN-1305-G	5.83	4.25	2.95	**33.50**
563-AN-1306-G	6.73	4.76	2.17	**33.90**
563-AN-1307-G	8.82	5.83	2.17	**36.40**

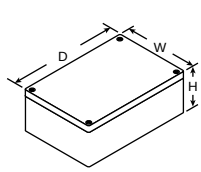

DIMENSIONS (IN.)

NEMA 4X SEALED POLYCARBONATE ENCLOSURES

Polycarbonate enclosures meet NEMA 4X specifications and are ideal for use in the electrical and electronic industries. Polycarbonate features good electrical insulation and heat resistance.

- Designed to IP 65 of I.E.C. 529 and NEMA 4X
- Internal guide slots for mounting PCB assemblies vertically
- Internal bosses allow mounting of PCBs horizontally
- The polycarbonate material has an operating temperature of -40°C to +100°C
- Light Gray Polycarbonate Body and Cover

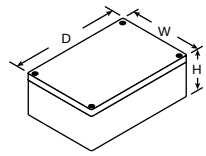

DIMENSIONS (IN.)

MOUSER STOCK NO.	Dimensions (In.)			Price Each
	D	W	H	
563-PN-1320	2.56	2.28	1.38	**7.40**
563-PN-1321	4.53	2.56	1.57	**10.30**
563-PN-1322	4.53	2.56	2.17	**11.10**
563-PN-1323	4.53	3.54	2.17	**12.80**
563-PN-1324	6.73	4.76	2.17	**17.90**
563-PN-1325	8.74	5.75	2.17	**23.70**
563-PN-1327	6.73	4.76	3.15	**19.40**

PLASTICASE™ AND ACCESSORIES

- Impact resistant polystyrene
- Molded-in card guides and mounting bosses
- Comes complete with stainless steel screws and rubber feet
- Finish: double-textured PC bone gray

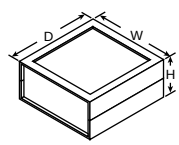

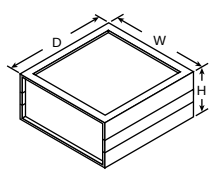

DIMENSIONS (IN.)

Plasticase™

MOUSER STOCK NO.	Fig.	Dimensions (In.)			Panel Size (In.) (.094 Thick) Height x Width	Price Each
		D	W	H		
563-PC-11402	A	5.30	5.08	1.53	1.31 x 4.75	**13.30**
563-PC-11403	A	5.30	7.06	1.53	1.31 x 6.73	**16.40**
563-PC-11404	A	9.62	6.33	1.55	1.33 x 5.99	**19.60**
563-PC-11406	A	6.32	6.12	2.52	2.31 x 5.75	**17.00**
563-PC-11408	A	6.32	8.10	2.52	2.31 x 7.75	**20.40**
563-PC-11410	B	6.32	6.12	3.30	3.09 x 5.75	**21.00**
563-PC-11412	B	6.32	8.10	3.30	3.09 x 7.75	**24.30**
563-PC-11414	B	6.32	6.12	4.04	3.83 x 5.75	**22.10**
563-PC-11416	B	6.32	8.10	4.04	3.83 x 7.75	**25.80**
563-PC-11418	B	5.30	5.08	2.06	1.84 x 4.75	**15.30**
563-PC-11420	B	5.30	7.06	2.06	1.84 x 6.73	**18.20**

Handle/Bail Kits

Features 3 locking positions. Heavy-duty chrome plated steel. Kit includes molded attachment buttons, mounting screws and over-size rubber feet

MOUSER STOCK NO.	Fits Mouser Stock No. (563-)	Price Each
563-HB-11496	PC-11406, PC-11410, PC-11414	**12.40**
563-HB-11498	PC-11408, PC-11412, PC-11416	**13.30**

PLASTIBOX™

These functional utility enclosures are made from UL rated high-impact plastics with scratch resistant finish. They have squared corners and bosses for mounting horizontal cards.

PS: textured body with smooth top insert for silk screening capability
PT: textured body with textured top
PBS: textured body with smooth top insert and 9-volt battery compartment

There are two colors available, replace the (__) in the part number with: **G** for **Gray** or **B** for **Black**

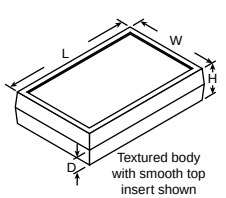

DIMENSIONS (IN.)

MOUSER STOCK NO.	Outside Dimensions (In.)				Price Each
	L	W	H	D	
563-PS-11301-__	3.63	2.25	1.00	.69	**5.40**
563-PT-11308-__	3.63	2.25	1.50	.69	**5.40**
563-PS-11317-__	4.38	3.25	1.50	.69	**6.70**
563-PBS-11319-__	4.38	3.25	1.50	.69	**7.80**
563-PS-11325-__	5.63	3.25	1.50	.69	**7.50**
563-PBS-11327-__	5.63	3.25	1.50	.69	**10.30**
563-PS-11333-__	6.88	4.88	1.50	.69	**9.80**
563-PT-11372-__	3.63	2.25	2.50	.69	**5.70**
563-PT-11380-__	4.38	3.25	2.50	.69	**7.30**
563-PT-11388-__	5.63	3.25	2.50	.69	**9.80**
563-PT-11396-__	6.88	4.88	2.50	.69	**10.80**

UTILIBOX

Bud's Utilibox is the ultimate value in plastic utility boxes

- Flammability rating of 94V-0 at .080" thickness and continuous use temperature of 70°C
- Comes with close-fitting interlocking lid and assembly hardware.

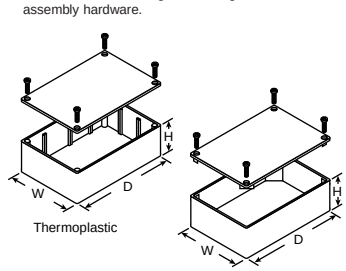

DIMENSIONS (IN.)

KJB Cycolac Thermoplastic

- Card guides accept .062" thick cards
- Finish: black

MOUSER STOCK NO.	Dimensions (In.)			Price Each
	D	W	H	
563-CU-281	4.50	3.00	1.75	**7.21**
563-CU-282	4.50	4.50	2.25	**7.60**
563-CU-283	6.00	4.50	2.25	**10.50**
563-CU-284	7.50	4.50	2.25	**10.60**

KJB Cycolac Plastic

- Lid includes special corner flange for optional bonding
- Finish: mar-resistant black textured

563-CU-382	3.25	2.38	1.00	**4.60**
563-CU-383	4.13	2.75	1.00	**4.90**
563-CU-384	3.25	3.25	1.25	**5.00**
563-CU-385	4.50	3.25	1.25	**5.90**
563-CU-386	5.50	3.75	1.25	**6.80**
563-CU-387	5.50	4.25	1.75	**7.20**

NEMA 12 SERIES 2000 RACK



Full featured NEMA 12 rack 19" and 24" applications in harsh industrial environments. Extremely sturdy 14 gauge frame. Offered in 2 panel heights, 24" panel width (adaptable to 19'), and 31.50" deep. Aesthetic styling makes the series 2000 an attractive addition to any environment. The package is finished in light beige. Package includes the following components and hardware: 1 Series 2000 frame with closed top, 1 pair of side panels with oil tight quarter turn latches, 2 3pt. latched oil tight solid doors, 4 adjustable levelling feet, and 2 removable reinforced lifting eyebolts.

Note: In order to mount 19" accessories in a 24" cabinet, you will require a 24"/19" Adaptor Kit (part number 2MAK1924) available on this page. This will allow additional wiring/cabling space on both sides of the rack mounted equipment.

"Shipped Factory Direct"

- Color: textured beige enamel

MOUSER STOCK NO.	Hammond Type	Panel Height (In.)	Panel Height Units	Panel Width (In.)	Overall Dimensions (In.)			Price Each
					H	W	D	
546-42302	2M772832DAP3	70.00	40	24	77.31	28	31.50	**1502.84**
546-42304	2M862832DAP3	78.75	45	24	86.06	28	31.50	**1617.94**

SERIES 2000 CASTER ASSEMBLY

Casters and adapter base provide heavy duty caster capability. Complete assembly of 4 casters mounts to enclosure frame without drilling or punching. Wheels are 3" non-static rockite with ball bearing pivot. Total load capacity of 1080 lb.

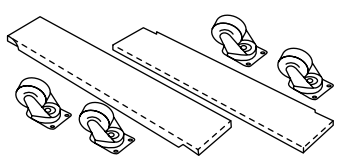

MOUSER STOCK NO.	Hammond Type	Description	Price Each
546-42446	2MCRS28	Fits 28" wide enclosures	**336.01**

ADAPTER KIT FOR CONTEMPRA II AND SERIES 2000

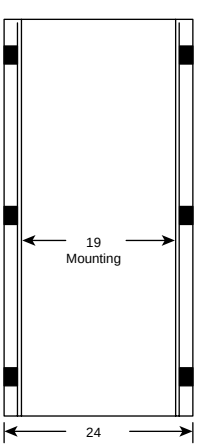



DIMENSIONS (IN.)

Adapts 24" panel width cabinets to 19" panel width mounting. Provides additional wiring space along both sides of the rack mounted equipment Finished in black BK3. Kit includes 6 adaptor brackets and the required hardware to mount 1 pair of rails. Not: In order to mount 19" accessories in a 24" cabinet, you will require this kit. This will allow additional wiring/cabling space on both sides of the rack mounted equipment.

MOUSER STOCK NO.	Hammond Type	Price Each
546-42444	2MAK1924	**156.28**

CONTEMPRA II BOLT DOWN KIT

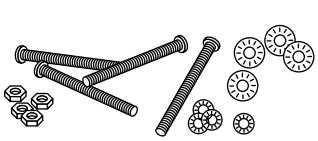

Fixes rack to computer room floor. Kit includes a set of four 3/8" x 5 1/2" bolts with flat washers and nuts. Fits Contempra II only.

MOUSER STOCK NO.	Hammond Type	Description	Price Each
546-62486	CBDK4	Bolt Down Kit	**14.76**

CONTEMPRA II RACK

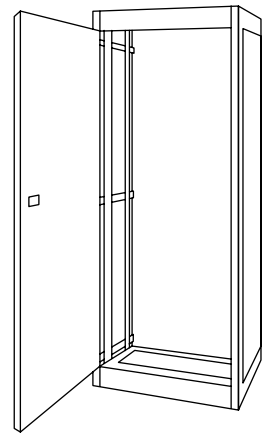

Full featured rack which will completely service most 19" and 24" applications. Extremely sturdy 14 gauge frame. Three panel heights, 19" and 24" panel widths, and 23.63" and 31.50" depths provide a broad spectrum of stand alone enclosures sizes allowing for complete design flexibility. Aesthetic styling makes the Contempra II an attractive addition to any environment. the package is finished with light beige frame and body (top, sides, and door). Package includes the following components and hardware: 1 Contempra II frame, 1 pair of side panels, 1 solid door, 1 solid top, 4 full length, black, punched combination.

Note: In order to mount 19" accessories in a 24" cabinet, you will require a 24"/19" Adaptor Kit (part number 2MAK1924) available on this page. This will allow additional wiring/cabling space on both sides of the rack mounted equipment.

"Shipped Factory Direct"

- Color: contempra grey

MOUSER STOCK NO.	Hammond Type	Panel Height (In.)	Panel Height Units	Panel Width (In.)	Overall Dimensions (In.)			Price Each
					H	W	D	
546-56741	C2RR196323CG1	63.00	36	19	70.31	23.00	23.63	**949.66**
546-55976	C2RR196331CG1	63.00	36	19	70.31	23.00	31.50	**1051.46**
546-56744	C2RR197023CG1	70.00	40	19	77.31	23.00	23.63	**1031.29**
546-56746	C2RR197031CG1	70.00	40	19	77.31	23.00	31.50	**1137.32**
546-56747	C2RR197823CG1	78.75	45	19	86.06	23.00	23.63	**1115.85**
546-56749	C2RR197831CG1	78.75	45	19	86.06	23.00	31.50	**1229.34**
546-00214	C2RR246323CG1	63.00	36	24	70.31	28.00	23.63	**1038.12**
546-00216	C2RR246331CG1	63.00	36	24	70.31	28.00	31.50	**1147.54**
546-00218	C2RR247023CG1	70.00	40	24	77.31	28.00	23.63	**1127.45**
546-00220	C2RR247031CG1	70.00	40	24	77.31	28.00	31.50	**1241.92**
546-00222	C2RR247823CG1	78.75	45	24	86.06	28.00	23.63	**1220.93**
546-00224	C2RR247831CG1	78.75	45	24	86.06	28.00	31.50	**1343.94**

CONTEMPRA II FLUSH PLEXIGLASS DOORS

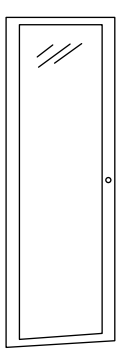

"Shipped Factory Direct"

Constructed of sturdy aluminum frame with smoked gray plexiglass. Can fit either front or back of frame. Reversible for either right or left hand mounting. Quick release hinge design allows for easy installation and removal. Features lockable latch. Finished in black.

MOUSER STOCK NO.	Hammond Type	Panel Height Units	Dimensions (In.)		Price Each
			H	W	
546-56019	C2DF1963PBK1	36	63.00	19	**252.93**
546-56461	C2DF1970PBK1	40	70.00	19	**291.30**
546-56462	C2DF1978PBK1	45	78.75	19	**306.50**
546-56469	C2DF2463PBK1	36	63.00	24	**278.22**
546-56470	C2DF2470PBK1	40	70.00	24	**320.42**
546-56471	C2DF2478PBK1	45	78.75	24	**340.69**

CONTEMPRA II VENTED TOPS

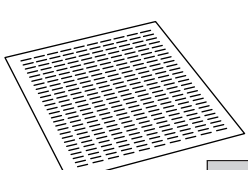

Constructed of 14 gauge steel. Provides a practical and economical solution to convection cooling requirements. Mounting hardware included. Finished in light beige.

MOUSER STOCK NO.	Hammond Type	Dimensions (In.)		Price Each
		W	L	
546-56476	C2T1923VCG1	19	23.63	**32.45**
546-56501	C2T1931VCG1	19	31.50	**42.80**
546-56505	C2T2423VCG1	24	23.63	**40.55**
546-56509	C2T2431VCG1	24	31.50	**53.50**

CONTEMPRA II 1425BM CASTERS

Set of 4. No drilling required as casters fit into built-in caster mounts. Feature ball bearing, swivel, hard composition wheels. 700 lb. maximum capacity.

MOUSER STOCK NO.	Hammond Type	Price Each
546-56514	1425BM	**200.83**

COMBINATION AND ACCESSORY RAILS
(For Contempra II and Series 2000)

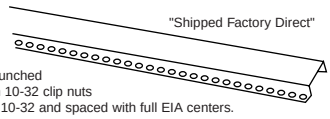

Combination rails allow front, panel mounting and side, accessory mounting. **Accessory rails** for side, accessory mounting only. Sold in pairs. **Available in black painted or zinc plated** finishes. Punched and tapped rails available. Punched rails are 14 gauge steel with full EIA spacing to be used with 10-32 clip nuts which are provided. Tapped rails are 12 gauge steel tapped 10-32 and spaced with full EIA centers.

MOUSER STOCK NO.	Hammond Type	Size (In.)	Description	Price Each
Accessory				
546-92632	CAR63PBK3	63	Black punched accessory rails	**67.37**
546-92643	CAR63TZPL	63	Plated tapped accessory rails	**111.24**
546-92580	CAR70PBK3	70	Black punched accessory rails	**72.27**
546-92653	CAR70TZPL	70	Plated tapped accessory rails	**117.88**
546-92633	CAR78PBK3	78	Black punched accessory rails	**77.98**
546-92582	CAR78TZPL	78	Plated tapped accessory rails	**127.31**
Combination				
546-92850	CCR63PBK3	63	Black punched combination rails	**67.37**
546-92985	CCR63TZPL	63	Plated tapped combination rails	**111.24**
546-92855	CCR70PBK3	70	Black punched combination rails	**72.27**
546-92990	CCR70TZPL	70	Plated tapped combination rails	**117.88**
546-92860	CCR78PBK3	78	Black punched combination rails	**77.98**
546-92995	CCR78TZPL	78	Plated tapped combination rails	**127.31**

PULL-OUT CHASSIS SHELF (For Contempra II and Series 2000)

This shelf can be used as a permanently mounted support shelf between accessory rails or as a pull-out chassis. Accepts optional slides for pull-out applications. Material is 18 gauge (shelf) and 14 gauge (brackets). Available in 3 depths. Finished in white. Occupies 1U (1.75") of rail space.

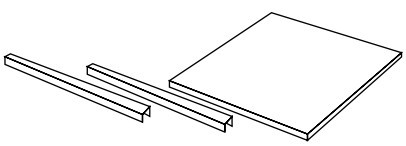

MOUSER STOCK NO.	Hammond Type	Panel Width (In.)	Shelf Depth (In.)	Bracket Depth (In.)	Price Each
546-63130	RASC1912WH2	19	11.9	13.2	**58.84**
546-63160	RASC1916WH2	19	15.9	14.9	**66.11**
546-63190	RASC1922WH2	19	21.9	20.9	**75.37**

SLIDES (For Contempra II and Series 2000)

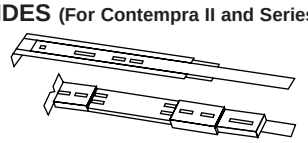

Sold in pairs. Mounts on combination rail's front flange. Available in 3 depths. Occupies 1U (1.75") of rail space.

MOUSER STOCK NO.	Hammond Type	Lenght (In.)	Weight Capacity	Price Each
546-00280	RSLIDE12	12	120 lb. capacity	**110.84**
546-00281	RSLIDE16	16	130 lb. capacity	**114.57**
546-00282	RSLIDE22	22	120 lb. capacity	**123.50**

FIX VENTED SHELF
(For Contempra II and Series 2000)

Provides a sturdy shelf without obstructing upward heat movement. Fixes to combination rails temporarily with clips or permanently with screws. Adjustable mounting allows for use with most rail depth locations. Available in 3 depths. Finished in light beige. Occupies 1U (1.75") of rail space.

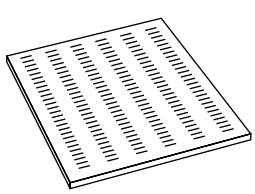

MOUSER STOCK NO.	Hammond Type	Panel Width (In.)	Shelf Depth (In.)	Price Each
546-00206	RFVS1918CG1	19	18	**36.52**
546-10431	RFVS1921CG1	19	21	**38.72**
546-00207	RFVS1926CG1	19	26	**41.45**

KEYBOARD DRAWER
(For Contempra II and Series 2000)

Supplied complete with slides and mounting hardware. Occupies 2U (3.50") of rail space. Unique design maximizes available space between rails (for 19" panel width, 17.77" clear). Finished in black. Occupies 1U (1.75") of rail space.

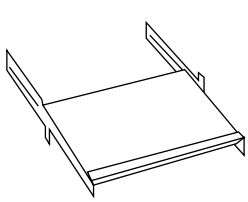

MOUSER STOCK NO.	Hammond Type	Description	Price Each
546-56752	RAKS19BK1	19" wide keyboard drawer	**111.17**

STORAGE DRAWER KIT
(For Contempra II and Series 2000)

Complete drawer kit with slides and lock. Rear support brackets included for 16" and 22" depths. Available in 3 depths. Finished in light beige, with a white interior.

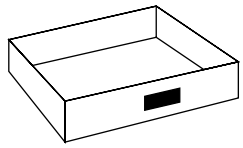

MOUSER STOCK NO.	Hammond Type	Panel Height Units	Overall Dimensions (In.)			Price Each
			H	W	D	
546-00226	RDRW1900312CG1	2	3.50	19	11.3	**144.75**
546-00232	RDRW1900316CG1	2	3.50	19	15.3	**157.41**
546-00238	RDRW1900322CG1	2	3.50	19	21.3	**164.65**
546-00227	RDRW1900512CG1	3	5.25	19	11.3	**184.55**
546-00233	RDRW1900516CG1	3	5.25	19	15.3	**195.40**
546-00239	RDRW1900522CG1	3	5.25	19	21.3	**197.21**
546-00228	RDRW1900712CG1	4	7.00	19	11.3	**202.64**
546-00234	RDRW1900716CG1	4	7.00	19	15.3	**209.88**
546-00240	RDRW1900722CG1	4	7.00	19	21.3	**211.68**
546-00229	RDRW1900812CG1	5	8.75	19	11.3	**224.35**
546-00235	RDRW1900816CG1	5	8.75	19	15.3	**227.96**
546-00241	RDRW1900822CG1	5	8.75	19	21.3	**237.02**
546-00230	RDRW1901012CG1	6	10.50	19	11.3	**237.02**
546-00236	RDRW1901016CG1	6	10.50	19	15.3	**244.26**
546-00242	RDRW1901022CG1	6	10.50	19	21.3	**251.50**
546-00231	RDRW1901212CG1	7	12.25	19	11.3	**307.58**
546-00237	RDRW1901216CG1	7	12.25	19	15.3	**313.01**
546-00243	RDRW1901222CG1	7	12.25	19	21.3	**322.05**

LIFT UP WRITING SURFACE (For Contempra II and Series 2000)

Writing surface mounts on top of the storage drawer (above) and is hinged at rear for easy access. Wood laminate is finished in matching beige. Available in 19" width only. not for use with 3.5" storage drawer.

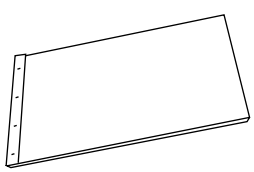

MOUSER STOCK NO.	Hammond Type	Description	Price Each
546-63335	RDDW1900012CG4	For 12" deep drawer	**91.55**
546-63337	RDDW1900016CG4	For 16" deep drawer	**131.44**
546-63339	RDDW1900022CG4	For 22" deep drawer	**169.99**

ADJUSTABLE SUPPORT ANGLES
(For Contempra II and Series 2000)

Angles mount on accessory rails with either leg used as support depending on requirements. Slots allow up/down or front/back adjustments. Made of 14 gauge steel with dimensions of 1.75" x 1.75". Available in 3 depths. Finished in white. Sold in pairs. Occupies 1U (1.75") of rail space. Mounting hardware not included, please order separately.

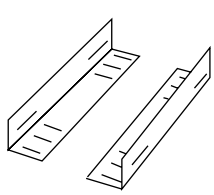

MOUSER STOCK NO.	Hammond Type	Description	Price Each
546-63030	RASA12WH2	9.97" deep angle	**22.12**
546-63040	RASA16WH2	14.95" deep angle	**24.12**
546-63060	RASA22WH2	20.95" deep angle	**27.22**

FLAT ALUMINUM PANELS
(For Contempra II and Series 2000)

Constructed from high quality aluminum. Features 19" standard EIA spacing. Finished in CG2 beige. Mounting hardware not included, please order separately.

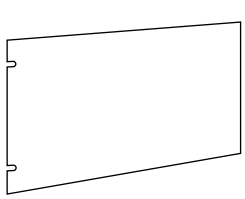

MOUSER STOCK NO.	Hammond Type	Panel Height (In.)	Panel Height Units	Price Each
546-34322	PBPA19003CG2	3.50	2	**13.00**
546-34323	PBPA19005CG2	5.25	3	**18.58**
546-34324	PBPA19007CG2	7.00	4	**23.20**
546-34326	PBPA19008CG2	8.75	5	**27.47**
546-34327	PBPA19010CG2	10.50	6	**30.94**
546-34328	PBPA19012CG2	12.25	7	**37.12**
546-34329	PBPA19014CG2	14.00	8	**41.76**
546-34332	PBPA19017CG2	17.50	10	**51.08**

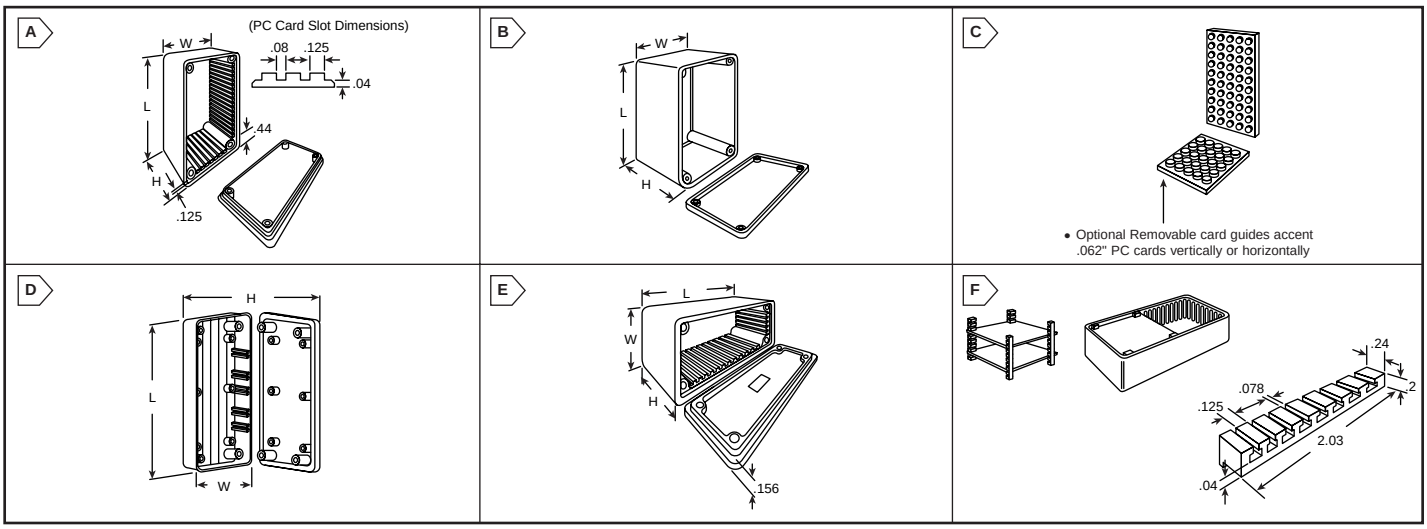

POLYSTYRENE PLASTIC CASES

Features:

- Card guides accept .062" PC cards
- High impact polystyrene plastic
- Color: black
- Countersunk lid is secured with self-tapping #4x1/2" slotted screws
- 546-1591ES-BK has a removeable center brace

✻ These models have 6 mounting holes.

MOUSER STOCK NO.	Fig.	Dimensions (In.)			Price Each			
		L	W	H	1	10	100	250
546-1591AS-BK	A	4.00	2.00	1.00	3.09	2.57	2.37	Call For Quote
546-1591BS-BK	A	4.40	2.44	1.20	3.34	2.78	2.57	
546-1591CS-BK	A	4.75	2.56	1.56	3.55	2.96	2.73	
546-1591DS-BK	A	6.00	3.15	2.00	5.25	4.38	4.04	
✻ 546-1591ES-BK	A	7.50	4.33	2.38	6.30	5.25	4.85	
546-1591LS-BK	A	3.35	2.20	1.27	3.32	2.77	2.55	
546-1591GS-BK	A	4.8	3.7	1.36	4.20	3.50	3.23	
✻ 546-1591HS-BK	A	6.5	2.8	1.16	4.18	3.48	3.21	
546-1591SS-BK	A	4.3	3.2	1.76	4.49	3.75	3.46	
546-1591TS-BK	A	4.7	3.2	2.36	4.96	4.13	3.81	
546-1591US-BK	A	4.72	4.72	2.36	5.31	4.43	4.09	
546-1591VS-BK	A	4.7	4.7	3.66	6.36	5.30	4.89	

PLASTIC INSTRUMENT BOXES

Features:

- UL flammability rating of 94V-0
- Continuous use temperature rating of 60°C (140°F)
- Interlocking flanged lid
- Internal slot holds .062" PC cards
- Comes with ABS lid in matching color
- Average wall thickness .062"
- 546-1591E has a removable center brace
- Molded in an improved medium impact ABS thermoplastic with flame retardant properties
- Comes with M3 x .5 x 10mm, phillips machine screws, countersunk lid, and tapped integral brass bushings
- Optional PC card adaptors available for horizontal mounting of PC cards
- Also available in blue, gray, and beige. Contact a Mouser Service Representative for details.

Dimensions are outside dimensions **Note: lid adds .156" to overall depth of case**

Color: Blue								
546-1591B-BU	A	4.4	2.44	1.06	5.33	4.44	4.10	Call For Quote
546-1591C-BU	A	4.75	2.56	1.56	5.67	4.73	4.36	
546-1591D-BU	A	6.0	3.15	2.0	8.40	7.00	6.46	
546-1591E-BU	A	7.5	4.33	2.38	10.08	8.40	7.75	
Color: Black								
546-1591A-BK	A	4.0	2.00	1.0	4.93	4.11	3.80	Call For Quote
546-1591B-BK	A	4.4	2.44	1.06	5.33	4.44	4.10	
546-1591C-BK	A	4.75	2.56	1.56	5.67	4.73	4.36	
546-1591D-BK	A	6.0	3.15	2.0	8.40	7.00	6.46	
546-1591E-BK	A	7.5	4.33	2.38	10.08	8.40	7.75	
546-1591G-BK	A	4.75	3.69	1.18	6.72	5.60	5.17	
546-1591H-BK	A	6.52	2.78	.98	6.68	5.57	5.14	
546-1591L-BK	A	3.4	2.20	1.4	5.29	4.41	4.07	
546-1591S-BK	A	4.33	3.23	1.58	7.18	5.99	5.52	
546-1591T-BK	A	4.72	3.15	2.17	7.94	6.62	6.11	
546-1591U-BK	A	4.72	4.72	2.17	8.51	7.09	6.54	
546-1591V-BK	A	4.72	4.72	3.54	10.19	8.49	7.83	

ELECTRONIC ENCLOSURES

Features:

- Medium impact ABS thermoplastic with flame retardant properties
- Comes with M3 x .5 x 18mm countersunk phillips machine screws which fasten into integral brass bushings
- Lightly textured finish
- Interlocking flanged lid
- UL flammability rating of 94V-0
- Continuous use temperature rating of 60°C (140°F)
- Color: black

Also available in blue, gray, and beige. Contact a Mouser service representative for details

Plastic Instrument Boxes

✻Lid adds .472" to overall height of box or .394" to inside height

546-1594A-BK	B	2.17	2.17	✻ 1.10	7.25	6.04	5.57	Call For Quote
546-1594B-BK	B	3.15	2.17	✻ 1.10	7.83	6.53	6.03	
546-1594C-BK	B	4.13	2.56	✻ 1.30	8.78	7.32	6.75	
546-1594D-BK	B	5.12	2.56	✻ 1.70	9.41	7.84	7.24	
546-1594E-BK	B	6.50	4.13	✻ 2.09	12.18	10.15	9.37	

ELECTRONIC ENCLOSURES (Cont.)

PC Card Guides

Packed 25 sets per package, four guides to set

Price Each			
1	10	100	250
6.30	5.25	4.85	Call

MOUSER STOCK NO.	Fig.	Fits Cases
546-1594AZ-25	C	546-1594A-BK
546-1594BZ-25	C	546-1594B-BK
546-1594CZ-25	C	546-1594C-BK
546-1594DZ-25	C	546-1594D-BK
546-1594EZ-25	C	546-1594E-BK

Optional Water Tight Sealing Kits

Each kit is comprised of 1 die cut gasket, 4 replacement screws, and 6 "O"-rings (2 spares).

Price Each			
1	10	100	250
4.16	3.47	3.20	Call

MOUSER STOCK NO.	Fits Cases
546-1594SKA	546-1594A-BK
546-1594SKB	546-1594B-BK
546-1594SKC	546-1594C-BK
546-1594SKD	546-1594D-BK
546-1594SKE	546-1594E-BK

HAND HELD CASES

Attractively styled and ergonomically designed for use as a "hand-held" instrument enclosure. Two piece lap joint construction that provides protection from dust accumulation and splashing water. These enclosures also provide an improved surface for EMI/RFI shielding.

Features:

- Two key hole knockouts are molded into the inside of the base to facilitate wall mounting installation
- Countersunk lid is secured with four self tapping head screws
- Six PC card mounting bosses are molded into the top and base to enable horizontal mounting using self tapping screws

High Impact Polystyrene Cases • Color: gray

MOUSER STOCK NO.	Fig.	Dimensions (In.)			Price Each			
		L	W	H	1	10	100	250
546-1599BS-GY	D	5.12	2.56	.98	6.17	5.15	4.75	Call For Quote
546-1599ES-GY	D	6.70	3.35	1.38	7.12	5.93	5.48	
546-1599HS-GY	D	8.66	4.33	1.77	8.30	6.91	6.38	

Medium Impact Flame Retardant ABS

- UL flammability rating of 94V-0 @ 1.47 mm thickness and a continuous use temperature rating of 60°C
- Designed to meet IP54
- Color: Black

546-1599B-BK	D	5.12	2.56	.98	8.06	6.72	6.20	Call For Quote
546-1599E-BK	D	6.70	3.35	1.38	9.77	8.14	7.51	
546-1599H-BK	D	8.66	4.33	1.77	12.01	10.01	9.24	

PC CARD DIECAST ALUMINUM ALLOY BOXES

Unfinished Cases

Features:

- Comes with 3mm slot head screws, countersunk into lid and threaded in tapped holes
- Optional PC card adaptors available for horizontal mounting of PC cards
- Internal slots on 0.2" centers hold .062" thick PC cards or dividers
- Average wall thickness 1.6mm (.062")
- Rated to 600°C (1112°F) temperatures
- Interlocking flanged lid

† This model has six mounting studs/holes

546-1590L	E	4.0	2.0	1.0	8.04	6.70	6.19	Call For Quote
546-1590M	E	4.4	2.44	1.22	9.68	8.07	7.45	
546-1590N	E	4.75	2.56	1.56	10.96	9.14	8.43	
546-1590P	E	6.0	3.15	2.0	14.30	11.92	11.00	
† 546-1590R	E	7.5	4.33	2.38	22.28	18.57	17.14	

PC CARD ADAPTORS

PC adaptors allow mounting of PC cards at right angles to the vertical slots molded into Hammond plastic boxes and diecast cases 1590L through 1590R.

For quantities greater than listed, call for quote.

MOUSER STOCK NO.	Fig.	Quantity Per Package	Price Per Package	
			1	2
546-1591Z6	F	6	2.39	2.00
546-1591Z100	F	100	26.31	21.93

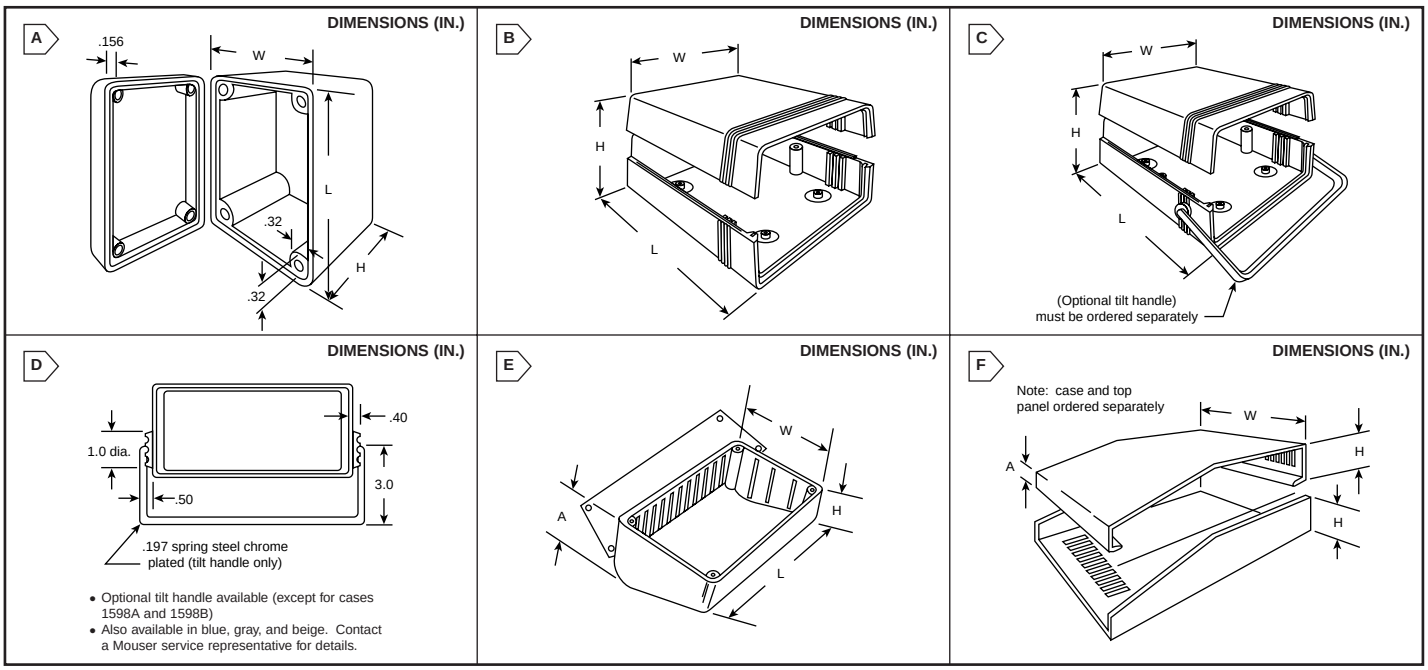

DIECAST ALUMINUM ALLOY BOXES

Features:

- Drilled and tapped with lid and four 6-32 x 1/2 countersunk phillips head screws
- Interlocking flanged lid provides complete RF shielding
- Colors: unfinished or black textured baked enamel
- Also available in blue, gray, and beige textured finish. Contact a Mouser Service Representative for details.
- Average wall thickness 2mm (.079")

Unfinished Cases

Dimensions are outside dimensions — **Note: lid adds .156" to overall depth of case**

MOUSER STOCK NO.	Fig.	Dimensions (In.)			Price Each			
		L	W	H	1	10	100	250
546-1590A	A	3.6	1.5	1.1	7.00	5.83	5.38	Call For Quote
546-1590B	A	4.4	2.4	1.1	8.00	6.67	6.15	
546-1590BB	A	4.7	3.7	1.2	10.40	8.67	8.00	
546-1590C	A	4.7	3.7	2.1	11.70	9.75	9.00	
546-1590D	A	7.4	4.7	2.2	19.16	15.97	14.74	
546-1590E	A	7.4	4.7	3.2	20.50	17.08	15.77	
546-1590F	A	7.4	7.4	2.5	27.56	22.97	21.20	
546-1590LB	A	2.0	2.0	1.1	7.22	6.02	5.55	
546-1590S	A	4.33	3.23	1.58	10.56	8.80	8.12	
546-1590T	A	4.72	3.15	2.17	10.90	9.08	8.38	
546-1590U	A	4.72	4.72	2.17	16.00	13.33	12.31	
546-1590V	A	4.72	4.72	3.54	22.00	18.33	16.92	

Black Cases

Dimensions are outside dimensions — **Note: lid adds .156" to overall depth of case**

546-1590A-BK	A	3.6	1.5	1.1	9.45	7.88	7.27	Call For Quote
546-1590B-BK	A	4.4	2.4	1.1	10.80	9.00	8.31	
546-1590BB-BK	A	4.7	3.7	1.2	13.52	11.27	10.40	
546-1590C-BK	A	4.7	3.7	2.1	15.21	12.68	11.70	
546-1590D-BK	A	7.4	4.7	2.2	22.99	19.16	17.69	
546-1590E-BK	A	7.4	4.7	3.2	24.60	20.50	18.92	
546-1590F-BK	A	7.4	7.4	2.5	33.07	27.56	25.44	
546-1590LB-BK	A	2.0	2.0	1.1	9.75	8.12	7.50	
546-1590S-BK	A	4.33	3.23	1.58	13.73	11.44	10.56	
546-1590T-BK	A	4.72	3.15	2.17	14.18	11.77	10.92	
546-1590U-BK	A	4.72	4.72	2.17	19.20	16.00	14.77	
546-1590V-BK	A	4.72	4.72	3.54	26.40	22.00	20.31	

PLASTIC TWO PIECE INSTRUMENT CASES

Features:

- Two piece tongue and groove construction
- Carries UL flammability rating of 94V-0
- Continuous use temperature rating of 60°C (140°F)
- Front and rear panels are .064" thick brushed aluminum
- Molded studs for horizontal PC board mounting
- Color: Black
- Molded in flame retardant ABS plastic with lightly textured finish
- Comes with M3 x .5 x 10mm phillips machine screws which fasten into tapped integral brass bushings
- Two sets of vertical .062" PC board guides provided front and rear

MOUSER STOCK NO.	Fig.	Dimensions (In.)			Price Each			
		L	W	H	1	10	100	250
546-1598A-BK	B	6.10	3.62	1.38	9.72	8.10	7.48	Call For Quote
546-1598B-BK	B	5.24	5.24	2.01	10.67	8.89	8.21	
546-1598C-BK	C	7.01	6.02	2.01	13.36	11.13	10.27	
546-1598D-BK	C	7.01	7.99	2.48	16.30	13.58	12.54	
546-1598E-BK	C	6.30	6.30	3.35	16.02	13.35	12.33	
546-1598F-BK	C	9.84	6.30	1.58	17.14	14.28	13.18	
546-1598G-BK	C	9.84	6.30	2.95	20.08	16.73	15.44	
546-1598H-BK	C	11.02	7.87	1.58	21.06	17.55	16.20	
546-1598J-BK	C	11.02	7.87	2.95	26.10	21.75	20.08	

PLASTIC TWO PIECE INSTRUMENT CASES (Cont.)

Optional Accessories

✻ Quantity of four suggested

- For 1598 series cases

For quantities greater than listed, call for quote.

MOUSER STOCK NO.	Fig.	Description	Price Each		
			1	10	100
✻ 517-SJ-5012BK	- - -	Cylindrical rubber feet .14" x .50", black	.14	- -	- -
546-1598ATS	- - -	#4 x 5/8" self tapping screws	.095	.031	.028
546-1598ZPC1	- - -	Adhesive PC clips	.20	.18	.17

Optional Tilt Handle

- Instructions and mounting hardware included.

For quantities greater than listed, call for quote.

546-1598TH1	D	1598C-BK, E-BK, F-BK, G-BK	12.18	10.15	9.37
546-1598TH2	D	1598D-BK, H-BK, J-BK	12.18	10.15	9.37

DESKTOP CONSOLES

Plastic Cases

Features:

- Four slot head screws threaded into integral brass bushings hold recessed panel
- Internal slots: .04" deep x .07" wide for 0.062" PC cards
- 4 self adhesive rubber feet
- .20" dia. stand-off bosses in base
- ABS plastic case
- 0.04" thick gray painted aluminum panel

MOUSER STOCK NO.	Fig.	Dimensions (In.)				Color	Price Each			
		L	W	H	A		1	10	100	250
546-1595C-BU	E	6.3	3.8	1.54	2.3	Blue	12.56	10.47	9.37	Call For Quote
546-1595C-BK	E	6.3	3.8	1.54	2.3	Black	12.56	10.47	9.37	
546-1595E-BU	E	8.5	5.1	1.85	2.9	Blue	15.56	12.97	11.61	
546-1595E-BK	E	8.5	5.1	1.85	2.9	Black	15.56	12.97	11.61	

Aluminum Cases

- Textured baked enamel, ventilated bottom with wrap around sides. Supplied with hardware and rubber feet.
- Color: blue

(To be used with panels below)

MOUSER STOCK NO.	Fig.	Dimensions (In.)				Price Each			
		L	W	H	A	1	2	15	25
546-1456PH3C-BU	F	8.3	14.0	3.0	1.3	23.21	19.64	18.24	Call For Quote
546-1456PL3C-BU	F	11.3	14.0	3.0	1.3	27.72	23.46	21.78	
546-1456FG4C-BU	F	7.2	6.5	4.0	1.1	17.41	14.73	13.68	
546-1456KK4C-BU	F	10.2	10.0	4.0	1.1	24.67	20.87	19.38	
546-1456PK4C-BU	F	10.2	14.0	4.0	1.1	29.02	24.55	22.80	

Walnut Cases

- Solid, oiled walnut side panels on a ventilated steel base . Supplied with hardware and rubber feet.

(To be used with panels below)

546-1456PH3C-WW	F	8.3	14.0	3.0	1.3	42.08	35.60	33.06	Call For Quote
546-1456PL3C-WW	F	11.3	14.0	3.0	1.3	44.98	38.06	35.34	
546-1456FG4C-WW	F	7.2	6.5	4.0	1.1	39.17	33.15	30.78	
546-1456KK4C-WW	F	10.2	10.0	4.0	1.1	43.53	36.83	34.20	
546-1456PK4C-WW	F	10.2	14.0	4.0	1.1	45.70	38.67	35.91	

Panels

- Smooth semi-gloss off-white finish Models up to 14.0" wide are .064" thick aluminum, larger ones are .081" thick

(To be used with cases above)

546-1456PH3P-WH	F	8.3	14.0	3.0	1.3	21.78	18.43	17.12	Call For Quote
546-1456PL3P-WH	F	11.3	14.0	3.0	1.3	23.50	19.89	18.47	
546-1456FG4P-WH	F	7.2	6.5	4.0	1.1	13.63	11.53	10.71	
546-1456KK4P-WH	F	10.2	10.0	4.0	1.1	18.86	15.96	14.82	
546-1456PK4P-WH	F	10.2	14.0	4.0	1.1	23.21	19.64	18.24	

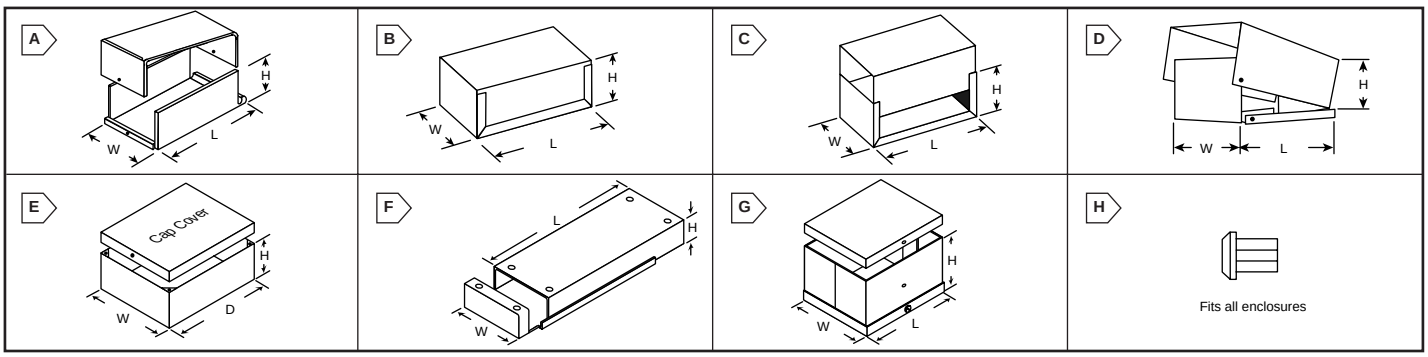

CHASSIS

Interlocking Boxes

For quantities greater than listed, call for quote.

MOUSER STOCK NO.	Fig.	Box Overall Description	Dimensions (In.) L	W	H	Price Each 1	10
537-M00-P	A	• Interlocking construction • Aluminum • Rugged, sturdy • Painted hammertone gray	2 1/4	1 1/2	1 3/8	3.14	2.98
537-00Z-P	A		2 5/16	2 1/8	1 3/4	3.49	3.32
537-000-P	A		3 1/4	2 1/8	1 5/8	4.74	4.50
537-00-P	A		4	2 1/8	1 5/8	4.92	4.67
537-101-P	A		4 1/4	2 1/4	1 1/4	4.92	4.67
537-108-P	A		5	2 1/4	2 1/4	6.89	6.55
537-135-P	A		3 3/4	3	2 1/8	6.89	6.55
537-136-P	A		5 1/4	3	2 1/8	7.95	7.55
537-138-P	A		6 1/4	3 1/2	2 1/8	9.94	9.44
537-139-P	A		5 1/2	3	1 1/4	7.36	6.99
537-141-P	A		6	4	3	12.29	11.68
537-142-P	A		6	4	5	14.92	14.17
537-146-P	A		8	6	4 1/2	21.66	20.58

Tite-Fit Box Chassis

For quantities greater than listed, call for quote.

Painted							
537-TF-772-P	B	• Aluminum • Uses 4 machine screws • Painted-gray color	3 1/4	2 1/8	1 1/8	4.60	4.37
537-TF-773-P	B		3 1/2	2 1/8	1 5/8	5.08	4.83
537-TF-776-P	B		4	2	2 3/4	6.24	5.93
537-TF-779-P	B		5	4	3	9.08	8.63
537-TF-780-P	B		5 1/4	3	2 1/8	8.01	7.61
537-TF-781-P	B		6	5	4	12.33	11.71
537-TF-782-P	B		7	5	3	13.31	12.64
537-TF-784-P	B		10	6	3 1/2	17.81	16.92
537-TF-787-P	B		12	7	4	24.54	23.31
Unpainted Finish							
537-TF-770	B	• Aluminum • Uses 4 machine screws • Unpainted	2 3/4	2 1/8	1 5/8	3.40	3.23
537-TF-772	B		3 1/4	2 1/8	1 1/8	3.40	3.23
537-TF-773	B		3 1/2	2 1/8	1 5/8	3.66	3.48
537-TF-775	B		4	2 1/4	2 1/4	4.62	4.39
537-TF-777	B		4 1/4	2 1/4	1 1/2	3.84	3.65
537-TF-778	B		5	2 1/4	2 1/4	4.96	4.71
537-TF-779	B		5	4	3	6.92	6.57
537-TF-780	B		5 1/4	3	2 /18	5.47	5.20
537-TF-781	B		6	5	4	9.68	9.20
537-TF-782	B		7	5	3	9.80	9.31
537-TF-783	B		8	6	3 1/2	11.92	11.32
537-TF-784	B		10	6	3 1/2	14.10	13.40
537-TF-787	B		12	7	4	19.59	18.61

Jiffy Box Chassis

For quantities greater than listed, call for quote.

537-J-870	C	• Unpainted aluminum • Push together to close and the catches snap into place. A slight pressure opens the box. • Ideal where quick access is required	2 3/4	2 1/8	1 5/8	3.40	3.23
537-J-871	C		2 3/4	2 1/8	2 3/4	3.84	3.65
537-J-872	C		3 1/4	2 1/8	1 1/8	3.40	3.23
537-J-873	C		3 1/2	2 1/8	1 5/8	3.66	3.48
537-J-874	C		4	2 1/8	1 5/8	3.84	3.65
537-J-875	C		4	2 1/4	2 1/4	4.62	4.39
537-J-877	C		4 1/4	2 1/4	1 1/2	3.84	3.65
537-J-878	C		5	2 1/4	2 1/4	4.96	4.71
537-J-879	C		5	4	3	6.92	6.57
537-J-880	C		5 1/4	3	2 18	5.47	5.20
537-J-881	C		6	5	4	9.68	9.20
537-J-882	C		7	5	3	9.80	9.31
537-J-884	C		10	6	3 1/2	14.10	13.40

Crown Royal (C-R) Series

For quantities greater than listed, call for quote.

537-CR-211	D	• Painted aluminum cases • Dark blue top • Light blue bottom	2 1/4	1 1/2	1 3/8	5.10	4.85
537-CR-221	D		2 1/4	2 1/8	1 3/4	5.58	5.30
537-CR-321	D		3 1/4	2 1/8	1 5/8	6.64	6.31
537-CR-332	D		3 3/4	3	2 1/8	8.44	8.02
537-CR-400	D		4	2	2 3/4	8.11	7.71
537-CR-421	D		4	2 1/8	1 5/8	6.82	6.48
537-CR-422	D		4	2 1/4	2 1/4	7.94	7.54
537-CR-425	D		4 1/4	2 1/4	1 1/4	6.79	6.45
537-CR-442	D		4	4	2	9.23	8.77
537-CR-531	D		5 1/2	3	1 1/4	8.91	8.46
537-CR-532	D		5 1/4	3	2 1/8	9.26	8.80
537-CR-632	D		6 1/4	3 1/2	2 1/8	11.33	10.76
537-CR-643	D		6	4	3	13.79	13.10
537-CR-645	D		6	4	5	16.16	15.35
537-CR-753	D		7	5	3	16.84	16.00
537-CR-800	D		8	3	2 3/4	13.75	13.06
537-CR-864	D		8	6	4 1/2	22.46	21.34
537-CR-1042	D		10	4	2 1/5	17.31	16.45

CAP COVER CHASSIS

- Special welded corners for sturdier chassis
- Finish: plain aluminum
- Manufactured from aircraft aluminum type 3003, H-14
- Cap construction permits all space inside chassis to be utilized.

Chassis (Without Cover)

For quantities greater than listed, call for quote.

MOUSER STOCK NO.	Fig.	Dimensions (In.) W	D	H	Metal Thickness	Cross Reference BUD	Price Each 1	10	25
537-572	E	5	7	2	.040	AC402	10.06	9.56	9.27
537-573	E	5	7	3	.040	AC429	11.12	10.56	10.24
537-5103	E	5	10	3	.040	AC404	13.12	12.46	12.09
537-772	E	7	7	2	.040	AC405	9.91	9.41	9.13
537-792	E	7	9	2	.040	AC406	11.14	10.58	10.27
537-7123	E	7	12	3	.040	AC408	15.45	14.68	14.24
537-842	E	8	4	2	.040	AC1406	8.74	8.30	8.05
537-8103	E	8	10	3	.040	- - - -	15.01	14.26	13.83
537-8123	E	8	12	3	.040	AC424	16.63	15.80	15.33
537-8173	E	8	17	3	.040	AC412	22.77	21.63	20.98
537-10123	E	10	12	3	.040	AC413	17.99	17.09	16.58
537-10173	E	10	17	3	.050	AC416	26.58	25.25	24.49
537-12173	E	12	17	3	.050	AC418	28.32	26.90	26.09
537-13173	E	13	17	3	.050	AC420	29.93	28.43	27.58

Chassis Cap Covers

For quantities greater than listed, call for quote.

MOUSER STOCK NO.	Fig.	Fits Chassis	Size (In.)	Price Each 1	10	25
537-572C	E	537-572 and 537-573	5 x 7	3.52	3.34	3.24
537-5103C	E	537-5103	5 x 10	4.29	4.08	3.96
537-772C	E	537-772	7 x 7	4.55	4.32	4.19
537-792C	E	537-792	7 x 9	6.12	5.81	5.64
537-7123C	E	537-7123	7 x 12	6.91	6.56	6.36
537-842C	E	537-842	8 x 4	3.52	3.34	3.24
537-8103C	E	537-8103	8 x 10	6.86	6.52	6.32
537-8123C	E	537-8123	8 x 12	7.62	7.24	7.02
537-8173C	E	537-8173	8 x 17	9.12	8.66	8.40
537-10123C	E	537-10123	10 x 12	8.25	7.84	7.60
537-10173C	E	537-10173	10 x 17	14.20	13.49	13.09
537-12173C	E	537-12173	12 x 17	15.75	14.96	14.51
537-13173C	E	537-13173	13 x 17	18.06	17.16	16.65

SLIDE COVER (OR DUST COVER) BOXES

- Finish: plain aluminum
- .050 aluminum used

MOUSER STOCK NO.	Fig.	Dimensions (In.) L	W	H	Price Each 1	10	25
537-16	F	13	3 1/8	2 5/8	20.34	19.32	Call For Quote
537-17	F	13	4 1/8	2 5/8	21.42	20.35	
537-18	F	13	5 1/4	2 5/8	24.17	22.96	
537-19	F	17	3 1/8	2 5/8	22.73	21.59	

ENCLOSURES

Utility Boxes

- Finish: plain aluminum
- Manufactured from aircraft aluminum type 3003-H 14

MOUSER STOCK NO.	Fig.	Dimensions (In.) L	W	H	Aluminum Gauge	Price Each 1	10	25
537-UC-970	G	4	4	2	.040	9.45	8.98	Call For Quote
537-UC-971	G	5	4	3	.040	10.42	9.90	
537-UC-972	G	6	5	4	.040	13.62	12.94	
537-UC-973	G	6	6	6	.040	16.68	15.85	
537-UC-973A	G	6	6	3	.040	13.71	13.03	
537-UC-974	G	7	5	3	.040	13.75	13.06	
537-UC-975	G	9	6	5	.050	22.39	21.27	
537-UC-976	G	10	8	7	.050	32.59	30.96	
537-UC-977	G	12	7	6	.050	31.33	29.76	
537-UC-978	G	10	10	8	.050	41.01	38.96	
537-UC-979	G	12	11	8	.050	49.64	47.16	
537-UC-980	G	15	9	7	.050	49.35	46.88	

Non-Skid Foot (Black)

Note: Four (4) required for each box (plugs into screw holes)

MOUSER STOCK NO.	Fig.	Description	Price Each
537-F2	H	Black elastomer non-skid feet; fits all enclosures	.15

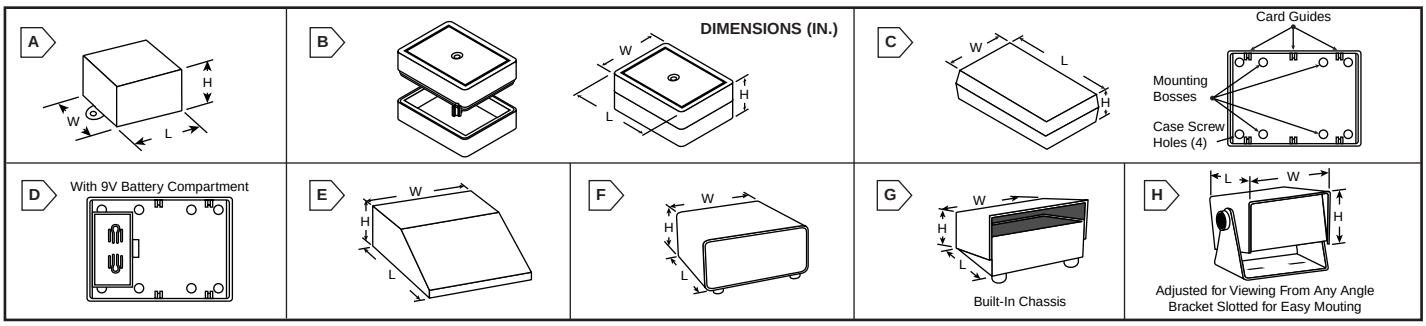

ENCLOSURES

Drawn Miniature Boxes - Unplated

For quantities greater than listed, call for quote.

MOUSER STOCK NO.	Fig.	Description	Dimensions (In.) L	W	H	Price Each 1	10
537-M01	A	• Cold rolled steel	1 1/8	1	15/16	1.28	1.22
537-M10	A	• Removable mounting ears	1 3/4	1 1/4	7/8	1.28	1.22
537-M15	A	for subminiature assembly	2	1 3/4	1/2	1.28	1.22
537-M16	A	• Plain finish (unpainted)	2	1 3/4	3/4	1.28	1.22
537-M17	A		2	1 3/4	1	1.28	1.22
537-M018	A		2	2	1 1/4	1.28	1.22

Lids (Match Lid Number To Box Number)

For quantities greater than listed, call for quote.

537-M01-L	A		1 1/8	1	--------	.88	.84
537-M10-L	A	• Designed to be soldered	1 3/4	1 1/4	--------	.88	.84
537-M15-L	A	into place during assembly	2	1 3/4	--------	.88	.84
537-M16-L	A	• Plain finish (unpainted)	2	1 3/4	--------	.88	.84
537-M17-L	A		2	1 3/4	--------	.88	.84
537-M018-L	A		2	2	--------	.88	.84

Drawn Miniature Boxes - Cadmium Plated

For quantities greater than listed, call for quote.

537-M01-PLTD	A		1 1/8	1	15/16	2.22	2.11
537-M06-PLTD	A		1 1/2	1 1/8	3/4	2.22	2.11
537-M10-PLTD	A		1 3/4	1 1/4	7/8	2.22	2.11
537-M11-PLTD	A		2	1 1/4	3/4	2.22	2.11
537-M12-PLTD	A		2	1 1/4	1	2.22	2.11
537-M15-PLTD	A	• Cold rolled steel	2	1 3/4	1/2	2.22	2.11
537-M16-PLTD	A	• Removable mounting ears	2	1 3/4	3/4	2.22	2.11
537-M17-PLTD	A	• Cadmium plated	2	1 3/4	1	2.22	2.11
537-M018-PLTD	A		2	2	1 1/4	2.22	2.11
537-M21-PLTD	A	† Do not have mounting ear	2 1/2	2	1 1/4	2.22	2.11
† 537-M23-PLTD	A		3 7/8	2 3/8	7/8	2.22	2.11
† 537-M24-PLTD	A		2	1 3/4	3/4	2.22	2.11
† 537-M25-PLTD	A		3 1/16	3 1/16	2 5/8	5.39	5.12
† 537-M26-PLTD	A		4 5/8	2 3/8	2 1/4	5.39	5.12
† 537-M27-PLTD	A		4 3/4	3	1 3/4	5.39	5.12

Lids For Miniature Boxes

For quantities greater than listed, call for quote.

537-M01-L-PLTD	A	Fits box 537-M01-PLTD	1 1/8	1	- - -	1.34	1.27
537-M06-L-PLTD	A	Fits box 537-M06-PLTD	1 1/2	1 1/8	- - -	1.34	1.27
537-M10-L-PLTD	A	Fits box 537-M10-PLTD	1 3/4	1 1/4	- - -	1.34	1.27
537-M11-L-PLTD	A	Fits box 537-M11-PLTD	2	1 1/4	- - -	1.34	1.27
537-M12-L-PLTD	A	Fits box 537-M12-PLTD	2	1 1/4	- - -	1.34	1.27
537-M15-L-PLTD	A	Fits box 537-M15-PLTD	2	1 3/4	- - -	1.34	1.27
537-M16-L-PLTD	A	Fits box 537-M16-PLTD	2	1 3/4	- - -	1.34	1.27
537-M17-L-PLTD	A	Fits box 537-M17-PLTD	2	1 3/4	- - -	1.34	1.27
537-M018-L-PLTD	A	Fits box 537-M018-PLTD	2	2	- - -	1.34	1.27
537-M21-L-PLTD	A	Fits box 537-M21-PLTD	2 1/2	2	- - -	1.34	1.27
537-M23-L-PLTD	A	Fits box 537-M23-PLTD	3 7/8	2 3/8	- - -	1.34	1.27
537-M24-L-PLTD	A	Fits box 537-M24-PLTD	2	1 3/4	- - -	1.34	1.27
537-M25-L-PLTD	A	Fits box 537-M25-PLTD	3 1/16	3 1/16	- - -	2.59	2.46
537-M26-L-PLTD	A	Fits box 537-M26-PLTD	4 5/8	2 3/8	- - -	2.59	2.46
537-M27-L-PLTD	A	Fits box 537-M27-PLTD	4 3/4	3	- - -	2.59	2.46

HIGH-IMPACT ABS ENCLOSURES

To order add applicable suffix for desired color to Mouser Stock No.

Color Code Chart

Color	Black	Red	Blue	Gray	Almond
Suffix	BK	RD	BU	GY	AL

Miniature Enclosures

- Extra small size
- Screw included
- Available in Black: BK, Gray: GY, Almond: AL
- Scratch resistant finish
- High impact ABS plastic

MOUSER STOCK NO.	Fig.	Dimensions (In.) L	W	H	Price Each 1	10	25	50
537-300- ___	B	2.125	1.375	.580	3.82	3.63	3.43	Call For Quote
537-301- ___	B	2.263	1.613	.753	3.82	3.63	3.43	
537-302- ___	B	2.40	1.850	.925	3.82	3.63	3.43	

Standard Enclosures

- Scratch resistant grain finish
- Card guides for vertical mounting of circuit boards
- 9 volt battery compartment option
- Colors: red, blue, black, gray, and almond
- Internal mounting bosses for horizontal circuit boards

Specify color when ordering, see color chart. Note: all dimensions are outside dimensions

MOUSER STOCK NO.	Fig.	Dimensions (In.) L	W	H	Vertical Card Pos.	Mtg. Bosses	Price Each 1	10	25	50
537-400-I-___	C	3.60	2.25	.995	- - -	- - -	4.96	4.71	4.46	Call For Quote
537-401-___	C	3.60	2.25	1.50	2	4	4.88	4.64	4.39	
537-402-___	C	4.38	3.25	1.50	3	4	6.52	6.19	5.87	
537-403-___	C	5.62	3.25	1.50	4	4	8.39	7.97	7.55	

HIGH-IMPACT ABS ENCLOSURES (Cont.)

Standard Enclosures (Cont.)

To order add applicable suffix for desired color to Mouser Stock No.

Color Code Chart

Color	Black	Red	Blue	Gray	Almond
Suffix	BK	RD	BU	GY	AL

Specify color when ordering, see color chart. Note: all dimensions are outside dimensions

MOUSER STOCK NO.	Fig.	Dimensions (In.) L	W	H	Vertical Card Pos.	Mtg. Bosses	Price Each 1	10	25	50
537-404-___	C	6.87	4.87	1.50	5	8	8.66	8.23	7.79	Call For Quote
537-408-___	C	6.87	4.87	2.0	5	8	10.77	10.23	9.69	
537-410-___	C	4.38	3.25	2.50	3	4	7.38	7.01	6.64	
537-411-___	C	5.62	3.25	2.50	4	4	9.75	9.26	8.78	
537-412-___	C	6.87	4.87	2.50	5	8	11.32	10.75	10.19	
✻ 537-413-___	C	9.50	6.34	1.50	- - -	- - -	16.08	15.28	14.47	
537-501-___	D	4.11	2.61	1.50	1	4	5.39	5.12	4.85	
537-502-___	D	4.38	3.25	1.50	3	4	7.74	7.35	6.97	
537-503-___	D	5.62	3.25	1.50	3	4	9.60	9.12	8.64	

✻ Available only in BK, GY, and AL.

ALUMINUM MODULAR DESKTOP CONSOLES

- .050" aluminum (.063" for 3 largest sizes)
- Furnished with four white pressure sensitive rubber feet

✻ The length of the flat top is 1/2 of the total length.

Unpainted

MOUSER STOCK NO.	Fig.	Dimensions (In.) ✻ L	W	H	Price Each 1	10	25
537-MDC321-01	E	3	2	1 1/2	4.70	4.47	Call For Quote
537-MDC432-01	E	4	3	2	6.30	5.99	
537-MDC532-01	E	5	3	2	7.27	6.91	
537-MDC642-01	E	6	4	2 1/4	8.69	8.26	
537-MDC752-01	E	7	5	2 1/2	10.01	9.51	
537-MDC862-01	E	8	6	2 3/4	13.15	12.49	
537-MDC973-01	E	9	7	3	13.16	11.84	
537-MDC1042-01	E	10	4 1/2	2 1/2	12.98	12.33	
537-MDC1183-01	E	11	8	3 1/2	21.66	20.58	
537-MDC13104-01	E	13	10	4	29.39	27.92	
537-MDC15155-01	E	15	15	4 1/2	47.93	45.53	

Painted Beige / Ivory

537-MDC321-BI	E	3	2	1 1/2	7.29	6.93	Call For Quote
537-MDC432-BI	E	4	3	2	9.85	9.36	
537-MDC532-BI	E	5	3	2	10.99	10.44	
537-MDC642-BI	E	6	4	2 1/4	13.07	12.42	
537-MDC752-BI	E	7	5	2 1/2	14.59	13.86	
537-MDC862-BI	E	8	6	2 3/4	18.65	17.72	
537-MDC973-BI	E	9	7	3	18.92	17.03	
537-MDC1042-BI	E	10	4 1/2	2 1/2	19.28	18.32	
537-MDC1183-BI	E	11	8	3 1/2	28.06	26.66	
537-MDC13104-BI	E	13	10	4	36.94	35.09	
537-MDC15155-BI	E	15	15	4 1/2	58.67	55.74	

ALUMINUM CABINETS

Perforated Cabinets

✻ Hinged Top

- Contoured
- Recessed front panel
- Aluminum
- Painted: Gray body, dark gray front

MOUSER STOCK NO.	Fig.	Dimensions (In.) L	W	H	Price Each 1	10	25
✻ 537-CO-2-P	F	10	12	6 1/2	100.38	95.36	Call For Quote
537-CO-3-P	F	7 1/4	5 1/2	3 1/8	35.53	33.75	
537-CO-7-P	F	11	8	7	67.46	64.09	

(M-E) Series

- Black hooded cover
- White body with rubber bumpers

537-ME-462-P	G	4	6	2 1/2	27.46	26.09	Call For Quote
537-ME-583-P	G	5	8	3	35.12	33.36	
537-ME-7114-P	G	7	11	4	46.15	43.84	

Adjusta-Box

- Aluminum
- Felt feet to prevent marring
- Brackets finished in light gray

MOUSER STOCK NO.	Fig.	Dimensions (In.) L	W	H	Color Case	Grille	Price Each 1	10	25
537-SW453-BG	H	4	5	3	Blue	Gold	26.90	25.56	Call
537-SW463-BG	H	4	6	3	Beige	Gold	28.22	26.81	

DIMENSIONS (IN.)

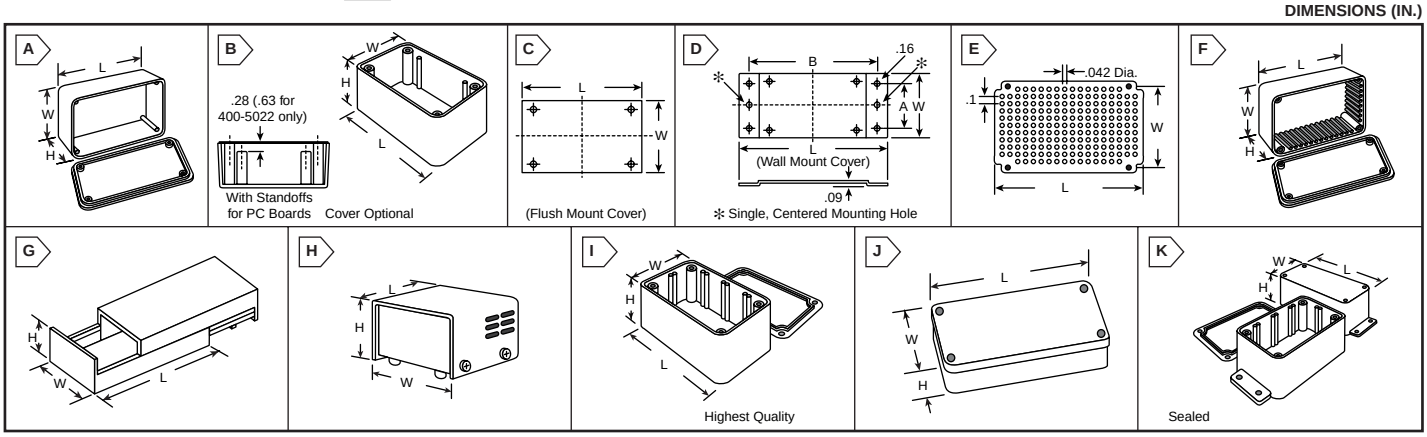

CASES AND ACCESSORIES

Plastic Project Boxes with Lids

- Molded ABS plastic
- PCB guides (400-1561 and 400-1571 only)
- Height is with lid on

(Dimensions are outside dimensions.) For quantities greater than listed, call for quote.

MOUSER STOCK NO.	Fig.	Dimension (In.)			Color	Price Each			
		L	W	H		1	10	50	100
400-1541	A	3	2	1	Black	2.90	1.74	1.60	1.45
400-1551	A	4 3/8	2 1/4	7/8	Black	3.30	1.98	1.82	1.65
400-1561	A	4	3	1 5/8	Black	3.95	2.37	2.17	1.98
400-1571	A	5 7/8	3 7/8	2 1/4	Black	6.75	4.05	3.71	3.38

High-Impact Polystyrene

- Two styles of lids are available: flush mount and wall mount
- Covers and custom PC boards must be ordered separately

† Designed with only two standoffs for PC boards. All others have four.
For quantities greater than listed, call for quote.

MOUSER STOCK NO.	Fig.	Dimension (In.)			Color	Price Each			
		L	W	H		1	10	25	50
† 400-5022	B	2.00	1.40	1.00	Black	2.20	1.83	1.66	1.51
† 400-5032	B	2.70	1.71	1.18	Black	2.48	2.07	1.88	1.71
† 400-5043	B	3.29	2.11	1.38	Black	2.84	2.37	2.15	1.95
400-5053	B	4.19	2.74	1.57	Black	3.73	3.11	2.83	2.57
400-5064	B	5.30	3.33	1.57	Black	4.82	4.02	3.65	3.32
400-5074	B	6.90	4.30	1.60	Black	6.43	5.36	4.87	4.43
400-5084	B	7.70	5.10	2.00	Black	8.06	6.72	6.11	5.55

Aluminum Covers (Unpainted)

- Peel off protective plastic skin
- Includes hardware

For quantities greater than listed, call for quote.

MOUSER STOCK NO.	Fig.	Dimension (In.)				Fits Cases	Price Each			
		L	W	A	B		1	10	25	50
400-7022	C	1.89	1.30	- - -	- - -	400-5022	1.85	1.54	1.40	1.27
400-7032	C	2.56	1.57	- - -	- - -	400-5032	1.79	1.49	1.35	1.23
400-7043	C	3.15	1.97	- - -	- - -	400-5043	2.23	1.86	1.69	1.54
400-7053	C	4.02	2.56	- - -	- - -	400-5053	2.63	2.19	1.99	1.81
400-7064	C	5.12	3.15	- - -	- - -	400-5064	3.38	2.82	2.56	2.33
400-7074	C	6.96	4.13	- - -	- - -	400-5074	6.11	5.09	4.63	4.21
400-7084	C	7.78	4.92	- - -	- - -	400-5084	7.30	6.08	5.53	5.03
400-8043	D	4.41	1.97	1.34	3.90	400-5043	3.18	2.65	2.41	2.19
400-8053	D	5.43	2.56	1.77	4.80	400-5053	3.67	3.06	2.78	2.53
400-8064	D	6.70	3.15	2.20	6.06	400-5064	4.92	4.10	3.73	3.39

PRE-PUNCHED COPPER CLAD PC BOARDS

Features:

- .042" diameter holes with 0.1" spacing between holes
- Copper clad - one side
- Pre-patterned "pad-per-hole" design

For quantities greater than listed, call for quote.

MOUSER STOCK NO.	Fig.	Dimensions (In.)		Fits Cases	Price Each			
		L	W		1	10	25	50
400-9032	E	2.44	1.46	400-5032 and 400-6032	2.89	2.41	2.19	1.99
400-9043	E	3.03	1.85	400-5043 and 400-6043	3.86	3.22	2.93	2.66
400-9053	E	3.86	2.40	400-5053 and 400-6053	5.06	4.22	3.84	3.49
400-9064	E	4.96	2.99	400-5064 and 400 6064	7.00	5.83	5.30	4.82

MOLDED ABS PLASTIC CASES (Dimensions are outside dimensions.)

- Molded ABS plastic, .10" thick
- Temperature rated at -20°C to +85°C
- Interlocking flanged cover with four screws
- Add .10" to dimension "H" with lid on
- PCB guides

MOUSER STOCK NO.	Fig.	Dimension (In.)			Color	Price Each			
		L	W	H		1	10	50	100
400-1542	F	4.1	2.2	1.7	Gray	3.70	3.37	3.06	Call For Quote
400-1552	F	5.1	2.5	1.7	Gray	4.66	4.02	3.71	
400-1562	F	5.9	3.5	2.2	Gray	5.46	4.68	4.46	
400-1572	F	7.3	4.5	2.5	Gray	7.93	6.80	6.47	

With Sliding Lids

- Interlocking two-piece design
- Accepts PC board and 9V battery
- Easy access for do-it-yourself kits

MOUSER STOCK NO.	Fig.	Dimension (In.)			Color	Price Each			
		L	W	H		1	10	25	50
400-4048	G	4.7	3.1	1.1	Black	8.04	6.70	6.09	Call
400-4049	G	5.9	4.1	1.1	Black	9.85	8.21	7.46	

INSTRUMENT CASES

- Black 18 gauge hammertone steel cover fits over a painted gray aluminum base

MOUSER STOCK NO.	Fig.	Dimensions (In.)			Price Each			
		Length	Width	Height	1	10	50	100
40UB101	H	4	3 1/4	2 3/16	7.35	6.12	5.57	Call For Quote
40UB102	H	5 7/8	4	2 3/8	9.35	7.80	7.10	
40UB103	H	5 7/8	5 1/4	3	10.32	8.60	7.81	

DIECAST ALUMINUM CASES

Without PCB Guides

- Natural aluminum (unpainted)
- Excellent RF shielding
- Interlocking cover, with countersunk screws

MOUSER STOCK NO.	Fig.	Dimension (In.)			Wall Thickness	Price Each			
		L	W	H		1	10	50	100
400-4590	A	3.5	1.4	1.2	.063	6.75	5.65	5.35	Call For Quote
400-4591	A	4.5	2.5	1.2	.063	7.35	6.15	5.90	
400-4587	A	4.5	2.5	2.2	.063	8.35	7.52	6.84	
400-4592	A	4.5	3.5	2.2	.063	11.12	9.29	8.85	
400-4593	A	6.8	4.7	2.2	.075	17.84	14.90	14.18	
400-4594	A	6.8	4.7	4.2	.075	19.95	16.70	15.90	
400-4588	A	8.7	5.7	2.2	.075	22.13	20.12	18.29	
400-4589	A	8.7	5.7	4.2	.075	30.29	27.53	25.03	

With PCB Guides

- Natural aluminum (unpainted)
- Excellent RF shielding
- Interlocking flanged cover, with countersunk screws

400-4585	I	2.4	2.2	1.2	.063	6.96	6.33	5.76	Call For Quote
400-4586	I	3.1	2.2	1.0	.063	8.23	7.48	6.80	
400-4595	I	4.7	4.0	1.4	.083	21.99	19.99	18.21	
400-4596	I	5.5	4.0	3.0	.075	26.53	24.11	21.92	
400-4597	I	6.5	5.0	3.0	.075	31.08	28.26	25.69	
400-4598	I	10.8	6.9	2.2	.075	47.73	43.39	39.45	
400-4599	I	9.8	9.8	3.9	.098	58.35	53.02	48.20	

Sealed Cases (Without PCB guides)

- Natural aluminum (unpainted)
- Rubber extruded seal incorporated into edge of the case
- Provides extra protection against dust, moisture, ozone, acids, and alkalis
- Suitable for service from -40°C to +120°C
- Without PCB guides
- Interlocking flanged cover with countersunk screws

400-4550	J	3.5	1.4	1.2	.063	14.50	13.18	11.98	Call For Quote
400-4551	J	4.5	2.5	1.2	.063	15.83	14.39	13.08	
400-4552	J	4.5	2.5	2.2	.063	19.05	17.32	15.75	
400-4553	J	4.5	3.5	2.2	.063	16.90	15.37	13.97	
400-4554	J	6.8	4.7	2.2	.075	25.51	23.19	21.08	
400-4555	J	6.8	4.7	4.2	.075	32.35	29.41	26.73	
400-4556	J	8.8	5.7	2.2	.075	33.62	30.56	27.78	
400-4557	J	8.8	5.7	4.2	.075	41.97	38.16	34.69	

Black Nylon Coated (Without PCB Guides)

- Nylon coating (75-100 microns thick) provides an added degree of protection against corrosion
- Can be drilled or machined without effecting the finish
- No PCB guides
- Extra hard surface

Color: Gray, blue, yellow, and brown, also available (on special order basis). Call your customer service representative for more information.

400-4620	A	3.5	1.4	1.2	.063	16.52	15.02	13.66	Call For Quote
400-4621	A	4.5	2.5	1.2	.063	18.60	16.91	15.37	
400-4622	A	4.5	3.5	2.2	.063	23.61	21.47	19.51	
400-4623	A	4.5	2.5	2.2	.063	20.76	18.88	17.16	
400-4624	A	6.8	4.7	2.2	.075	31.91	29.00	26.37	
400-4625	A	6.8	4.7	4.2	.075	40.83	37.12	33.75	
400-4626	A	8.8	5.7	2.2	.075	41.34	37.58	34.16	
400-4627	A	8.8	5.7	4.2	.075	50.71	46.10	41.91	

With Mounting Flanges and PCB Guides

- Excellent RF shielding
- Moisture proof, dust proof
- Interlocking flanged cover with countersunk screws
- Natural aluminum (unpainted)

✻ Due to size, 400-4600 flange has only 1 screw mounting hole.

✻ 400-4600	K	3.5	1.4	1.2	.063	18.04	16.40	14.91	Call For Quote
400-4601	K	4.5	2.5	1.2	.063	19.99	18.17	16.52	
400-4602	K	4.5	2.5	2.2	.063	22.55	20.50	18.64	
400-4603	K	4.5	3.5	2.2	.063	23.87	21.70	19.73	
400-4604	K	6.8	4.8	2.2	.075	33.61	30.56	27.78	
400-4605	K	6.5	5.0	3.0	.075	37.45	34.00	30.92	
400-4606	K	8.8	5.8	2.2	.075	38.68	35.16	31.97	
400-4607	K	6.8	4.8	4.2	.075	41.95	38.15	34.65	

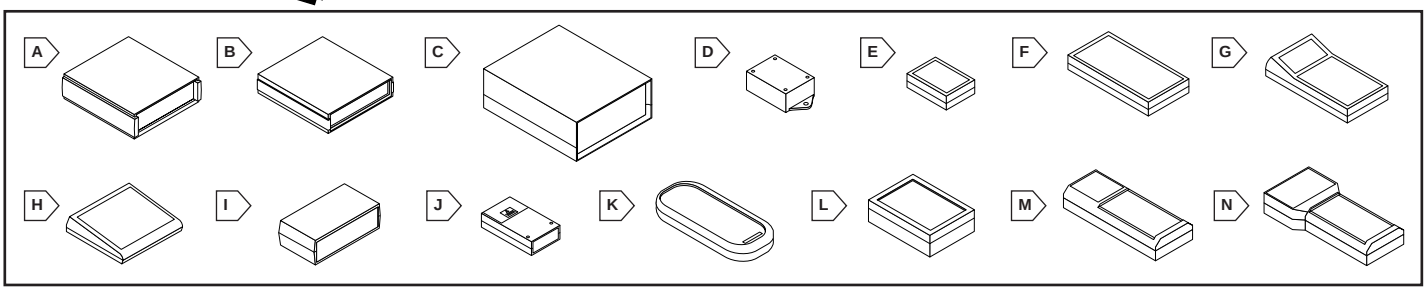

ELECTRONIC ENCLOSURE KITS

Features:

- Medium impact, ABS molding 1/8" thick
- Provides built in mounting features
- Includes all necessary component parts and assembly hardware to build a prototype unit

C and CL Series

Features:

- The C, CL, and CLLP enclosures are modular units with expandable sides
- There are handles and bail variations for each basic case

For quantities greater than listed, call for quote.

MOUSER STOCK NO.		Fig.	PacTec Model No.	Dimensions (In.)			Price Each		
Black	Bone			L	W	H	1	25	50
616-61000	**616-61866**	A	K-C-23	9.25	8.50	3.69	**32.50**	**29.26**	**26.33**
616-61200	**616-61906**	A	K-CH-23	9.25	8.50	3.69	**39.95**	**35.96**	**32.36**

CF Series

Features:

- Best suitable for 76 sq. in PCB applications
- Offers options which include bail tilt stands and a standard venting pattern
- Extra height expanders, which provide a further .125", are also available

For quantities greater than listed, call for quote.

616-63120	**616-63124**	B	K-CF-125	8.36	9.11	1.65	**19.98**	**17.98**	**16.18**
616-62240	**616-62244**	B	K-CF-225	8.36	9.11	2.65	**23.50**	**21.16**	**19.04**

CM and DM Series

Features (CM Series):

- Suitable for PCB areas 20 sq. to 50 sq.
- Various basic models
- Additional options include bail stand, expander strips, and standard venting

Features (DM Series):

- Larger-size enclosure offers high style and flexibility for a wide variety of desktop or benchtop equipment
- Handles and tilt bails are available

For quantities greater than listed, call for quote.

MOUSER STOCK NO.		Fig.	PacTec Model No.	Dimensions (In.)			Price Each		
Black	Bone			L	W	H	1	25	50
616-71913	**616-71914**	C	K-CM3-100	3.33	5.25	1.25	**9.29**	**8.54**	**7.69**
616-63000	**616-62999**	C	K-CM3-150	3.33	5.25	1.75	**10.24**	**9.22**	**8.30**
616-63050	**616-63049**	C	K-CM5-125	5.08	5.25	1.50	**10.62**	**9.56**	**8.60**
616-64025	**616-61956**	C	K-CM5-200	5.08	5.25	2.25	**12.19**	**10.98**	**9.88**
616-63075	**616-63074**	C	K-CM6-225	6.08	6.25	2.50	**14.73**	**13.28**	**11.95**
616-61154	**616-61966**	C	K-CM69-120	6.08	9.50	1.38	**13.95**	**12.56**	**11.30**
616-63240	**616-63244**	C	K-CM69-180	6.33	9.50	1.99	**15.95**	**14.36**	**12.92**
616-73191	**616-73190**	C	K-CM79-125	7.45	9.36	1.25	**17.71**	**15.95**	**14.36**
616-69206	**616-69209**	C	K-CM86-175	8.08	6.25	2.00	**13.50**	**12.19**	**10.98**
616-63025	**616-63024**	C	K-CM86-225	8.08	6.25	2.50	**14.95**	**13.50**	**12.19**
616-72500	**616-72494**	C	K-DM-2	10.40	11.46	2.38	**28.50**	**25.66**	**23.09**
616-72502	**616-72496**	C	K-DM-4	10.40	11.46	4.48	**33.50**	**30.16**	**27.14**

FLXT Series

Features:

- Includes molded bottom cover, 2 mounting tabs, and a .062 plastic panel

For quantities greater than listed, call for quote.

616-74923	**616-74924**	D	K-FLXT-2535	2.50	3.50	.275	**4.38**	**3.96**	**3.56**
616-74928	**616-74983**	D	K-FLXT-4624	4.60	2.40	1.32	**4.78**	**4.32**	**3.89**

HM and JM Series

Features:

- Many popular versatile sizes and versions
- Covers and panels can be inexpensively molded or modified to your specifications
- Ideal for applications in the 2 sq. to 12 sq.
- Additional options include belt clip, connector cutouts, membrane switches, and overlays
- SP (SwitchPac) kits include enclosure, standard membrane switch, and polyester overlay

For quantities greater than listed, call for quote.

MOUSER STOCK NO.		Fig.	PacTec Model No.	Dimensions (In.)			Price Each		
Black	Bone			L	W	H	1	25	50
616-61910	**616-61914**	E	K-HM	2.40	3.80	0.90	**3.79**	**3.42**	**3.08**
616-61980	**616-61985**	E	K-HM-9VB	2.40	3.80	1.00	**3.99**	**3.60**	**3.24**
616-69814	**- - - - -**	E	K-HM-9VB-SP	2.40	3.80	1.00	**15.50**	**14.24**	**12.82**
616-71933	**616-71936**	E	K-HM-ET	2.40	3.80	1.30	**4.75**	**4.28**	**3.85**
616-71949	**616-71952**	E	K-HM-ET-9VB	2.40	3.80	1.30	**5.20**	**4.68**	**4.21**
616-62558	**616-62562**	E	K-HML	2.75	4.60	0.90	**4.29**	**3.86**	**3.47**
616-62578	**616-62582**	E	K-HML-9VB	2.75	4.60	1.00	**5.75**	**5.18**	**4.66**
616-69815	**- - - - -**	E	K-HML-9VB-SP	2.75	4.60	1.00	**19.63**	**18.02**	**16.22**
616-66826	**616-66829**	E	K-HML-ET	2.75	4.60	1.40	**5.75**	**5.18**	**4.66**
616-66830	**616-66833**	E	K-HML-ET-9VB	2.75	4.60	1.50	**6.75**	**6.20**	**5.58**
616-71971	**616-71972**	E	K-JM12-IE	1.60	2.40	0.80	**2.95**	**2.72**	**2.45**
616-69313	**616-69316**	E	K-JM22	2.40	2.27	1.00	**3.09**	**2.78**	**2.50**
616-71867	**616-71868**	E	K-JM42	3.80	2.40	1.00	**3.99**	**3.60**	**3.24**

ELECTRONIC ENCLOSURE KITS (Cont.)

HP/HPL and HPS/HPLS Series

Features (HP/HPL Series):

- For applications requiring 20 sq. to 30 sq. PCB
- Additional options include height expanders and belt clips
- SP (SwitchPac) kits include enclosure, standard membrane switch, and polyester overlay

Features (HPS/HPLS Series):

- For applications requiring 20.7 sq. to 60 sq. PCB
- Additional options include height expanders, display panel bezels, belt clips, and wrist straps. Display panel included

For quantities greater than listed, call for quote.

MOUSER STOCK NO.		Fig.	PacTec Model No.	Dimensions (In.)			Price Each		
Black	Bone			L	W	H	1	25	50
616-60616	**616-61919**	F	K-HP	3.60	5.75	1.12	**6.55**	**5.92**	**5.33**
616-60620	**616-62006**	F	K-HP-9VB	3.60	5.75	1.29	**7.42**	**6.68**	**6.01**
616-69813	**- - - - -**	F	K-HP-9VB-SP	3.60	5.75	1.29	**25.81**	**23.70**	**21.33**
616-60624	**616-62040**	F	K-HPL	4.00	7.50	1.12	**9.48**	**8.54**	**7.69**
616-60628	**616-62057**	F	K-HPL-9VB	4.00	7.50	1.29	**5.99**	**5.40**	**4.86**
616-61162	**616-62066**	G	K-HPLS	4.00	7.50	1.12/2.09	**10.35**	**9.34**	**8.41**
616-61170	**616-62085**	G	K-HPLS-9VB	4.00	7.50	1.29/2.28	**11.21**	**10.10**	**9.09**
616-73321	**616-73322**	G	K-HPLS-48	4.17	8.50	1.73/2.56	**13.77**	**12.40**	**11.16**
616-60607	**616-62016**	G	K-HPS	3.60	5.75	1.12/1.92	**9.64**	**8.68**	**7.81**
616-60611	**616-62036**	G	K-HPS-9VB	3.60	5.75	1.29/2.09	**10.50**	**9.46**	**8.51**

KE and KEU Series

- Suited to desktop and benchtop applications of all sorts
- Newly designed "LP" versions have molded in, recessed keyboard panel and a matching color I/O panel

For quantities greater than listed, call for quote.

MOUSER STOCK NO.		Fig.	PacTec Model No.	Dimensions (In.)			Price Each		
Black	Bone			L	W	H	1	25	50
616-72552	**616-72553**	H	K-KE-12	12.40	6.50	1.50	**13.50**	**12.19**	**10.98**
- - - - -	**616-64400**	H	K-KE-17	17.08	8.68	2.79	**29.95**	**26.96**	**24.26**
- - - - -	**616-64406**	H	K-KE-20	20.08	8.68	2.79	**35.50**	**31.96**	**28.76**
616-62291	**616-62290**	H	K-KEU-10	10.0	8.03	4.00	**24.95**	**22.46**	**20.21**
616-63100	**616-63104**	H	K-KEU-7	7.00	5.00	3.00	**14.95**	**13.48**	**12.13**
616-73700	**616-73701**	H	K-KEU-5LP	5.40	5.42	1.59	**7.95**	**7.16**	**6.44**
616-72560	**616-72561**	H	K-KEU-7LP	7.00	5.00	1.30	**9.95**	**8.96**	**8.06**
616-72556	**616-72557**	H	K-KEU-10LP	10.0	8.03	2.04	**12.95**	**11.64**	**10.48**

LH Series

- Flush panels, rounded corners, slightly radiused sides, and light texture for long-lived attractive appearance

For quantities greater than listed, call for quote.

616-75054	**616-75053**	I	K-LH43	4.00	3.07	1.00	**4.69**	**4.22**	**3.80**
616-71886	**616-71887**	I	K-LH55-130	5.07	5.07	1.50	**10.82**	**9.80**	**8.82**
616-71988	**616-71989**	I	K-LH55-200	5.07	5.07	2.25	**12.19**	**11.26**	**10.13**
616-74216	**616-74217**	I	K-LH57-130	5.50	7.50	1.50	**10.90**	**9.82**	**8.84**
616-71894	**616-71895**	I	K-LH64-130	6.08	4.26	1.50	**10.09**	**9.32**	**8.39**
616-71996	**616-71997**	I	K-LH64-200	6.08	4.26	2.25	**11.58**	**10.68**	**9.61**
616-71902	**616-71903**	I	K-LH84-130	8.08	4.26	1.50	**13.98**	**12.90**	**11.61**
616-72004	**616-72005**	I	K-LH84-200	8.08	4.26	2.25	**15.98**	**14.76**	**13.28**
616-74208	**616-74209**	I	K-LH96-130	9.08	6.26	1.50	**18.79**	**17.34**	**15.61**
616-74212	**616-74213**	I	K-LH96-200	9.08	6.26	2.25	**19.98**	**18.44**	**16.60**

RC Series and WM Series

Features (RC Series):

- Two unique handheld enclosure designs, with a low-profile appearance and ruby infrared lens

Features (WM Series):

- Vertical and horizontal wall-mountable housing with a display area

For quantities greater than listed, call for quote.

MOUSER STOCK NO.		Fig.	PacTec Model No.	Dimensions (In.)			Price Each		
Black	Bone			L	W	H	1	25	50
616-71980	**616-71981**	J	K-RC24-9VB	2.50	4.60	0.90	**5.95**	**5.36**	**4.82**
616-67930	**- - - - -**	J	K-RC37-2AA	2.75	6.50	0.80	**5.99**	**5.40**	**4.86**
616-75294	**616-75295**	J	K-RCS-9VB/2AA	2.50	4.60	0.90	**5.29**	**4.76**	**4.28**
616-73329	**616-73330**	K	K-RF-37	2.95	6.77	0.83	**9.32**	**8.48**	**7.63**
616-73072	**616-73334**	L	K-WM-46	3.75	5.25	1.00	**6.95**	**6.38**	**5.74**

T Series

- Ideal for meters, test equipment, and other hand-held instruments. For quantities greater than listed, call for quote.

MOUSER STOCK NO.		Fig.	PacTec Model No.	Dimensions (In.)			Price Each		
Black	Bone			L	W	H	1	25	50
616-72822	**616-72823**	M	K-TS	3.29	7.27	1.25	**9.48**	**8.70**	**7.83**
616-72678	**616-72679**	M	K-TS-9VB	3.29	7.27	1.35	**10.35**	**9.52**	**8.57**
616-72820	**616-72821**	N	K-TT	4.44/3.29	8.52	1.15/1.50	**9.95**	**9.14**	**8.23**
616-73676	**616-73677**	N	K-TT-9VB	4.44/3.29	8.52	2.00	**10.86**	**9.98**	**8.98**

Knobs

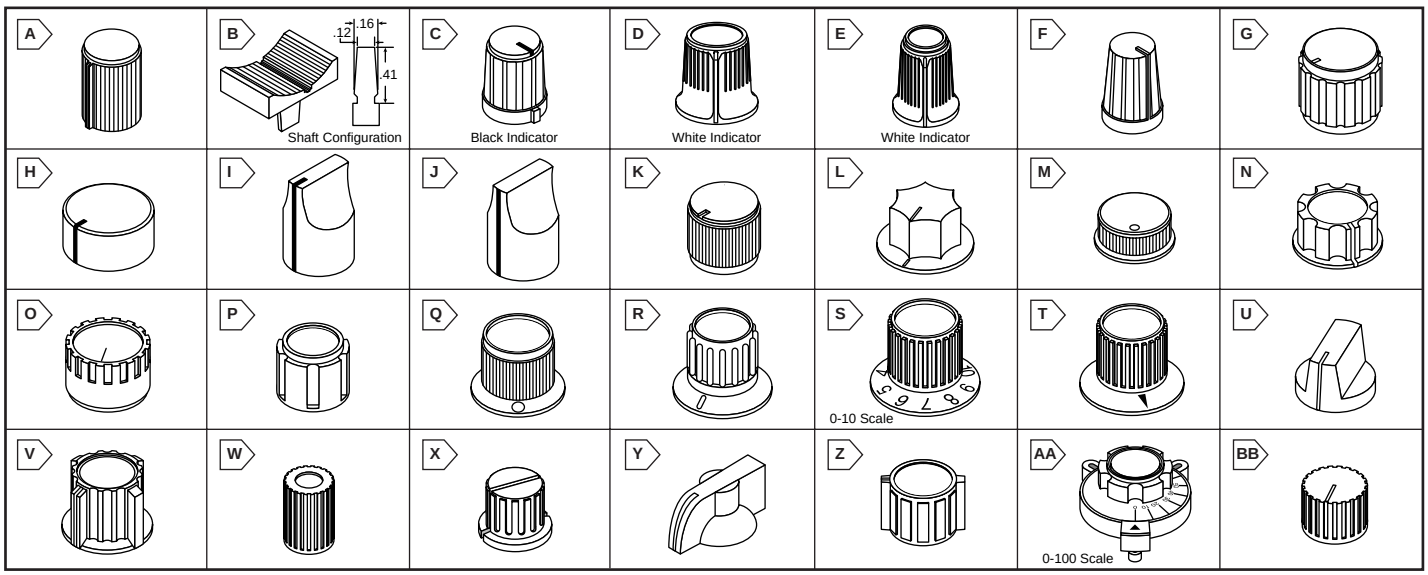

EAGLE For quantities greater than listed, call for quote.

HIGH VISIBILITY COLOR CONTROL KNOBS

Plastic knobs with brass inserts and set screw fittings. Black body w/ a white indicator. Available in four different color tops: red, yellow, green, and blue.

Diameter measured at knob bases or skirt. Knob fits .25 inch shafts.

MOUSER STOCK NO.	Fig.	Color Top	Dia. (In.)	Height (In.)	Price Each 1	10	100
450-2040	A	Red	.52	.62	.99	.78	.69
450-2050	A	Yellow	.52	.62	.99	.78	.69
450-2060	A	Green	.52	.62	.99	.78	.69
450-2070	A	Blue	.52	.62	.99	.78	.69
450-3180	A	Green	.75	.64	1.08	.83	.75
450-3181	A	Red	.75	.64	1.08	.83	.75
450-3182	A	Yellow	.75	.64	1.08	.83	.75
450-3183	A	Blue	.75	.64	1.08	.83	.75

COLOR SLIDE CONTROL KNOBS

- Fits Mouser 312-9000, 9100, and 9302 series slide potentiometers

MOUSER STOCK NO.	Fig.	Color	W (In.)	H (In.)	L (In.)	Price Each 1	10	100
450-3050	B	Orange	.68	.63	.79	.49	.33	.30
450-3051	B	Black	.68	.63	.79	.49	.33	.30
450-3052	B	Gray	.68	.63	.79	.49	.33	.30

COLOR CONTROL KNOBS FOR KNURLED SHAFTS

- Knob color: black
- Diameter measured at knob base
- Knob fits 6mm, 18 tooth knurled shaft

MOUSER STOCK NO.	Fig.	Color Top	Shaft Hole (In.)	Dia. (In.)	H (In.)	Price Each 1	10	100
450-3021	C	Red	.238	.52	.65	.54	.36	.33
450-3022	C	Yellow	.238	.52	.65	.54	.36	.33
450-3023	C	Blue	.238	.52	.65	.54	.36	.33
450-3024	C	Green	.238	.52	.65	.54	.36	.33
450-3031	D	Red	.238	.63	.59	.54	.36	.33
450-3032	D	Yellow	.238	.63	.59	.54	.36	.33
450-3033	D	Blue	.238	.63	.59	.54	.36	.33
450-3034	D	Green	.238	.63	.59	.54	.36	.33
450-3012	E	Yellow	.238	.68	.87	.60	.40	.36
450-3013	E	Blue	.238	.68	.87	.60	.40	.36
450-3014	E	Green	.238	.68	.87	.60	.40	.36
450-3015	E	Red	.238	.68	.87	.60	.40	.36

SOFT TOUCH KNOBS

Plastic shell covered by a thick rubber finish

- Knob fits 6mm, 18 tooth knurled shaft
- Diameter measured at knob base

MOUSER STOCK NO.	Fig.	Color	Shaft Hole (In.)	Dia. (In.)	H (In.)	Price Each 1	10	100
450-4010	F	Gray	.238	.51	.71	.60	.40	.36
450-4011	F	Black	.238	.51	.71	.60	.40	.36

ALUMINUM CONTROL KNOBS

Bright Mirror Finish

- Fluted edge
- Fits .25 inch shafts

MOUSER STOCK NO.	Fig.	Color	Dia. (In.)	H (In.)	Price Each 1	10	100
45KN030	G	Aluminum	.79	.77	1.65	1.38	1.25
45KN031	G	Aluminum	.61	.65	1.59	1.32	1.20
45KN032	G	Aluminum	.87	.75	2.08	1.73	1.57
45KN033	G	Aluminum	1.18	.87	2.83	2.36	2.14
450-7030	G	Black	.79	.77	2.00	1.67	1.52
450-7031	G	Black	.61	.65	2.29	1.91	1.74
450-7032	G	Black	.87	.75	2.52	2.10	1.98

Brushed Aluminum Finish

- Saw cut indicator
- Fits .25 inch shafts

450-6015	H	Aluminum	.63	.55	1.44	1.25	1.14
450-6016	H	Aluminum	.87	.55	1.84	1.53	1.39
450-6017	H	Aluminum	1.10	.55	2.75	2.30	2.09
450-7015	H	Black	.63	.55	2.22	1.85	1.68
450-7016	H	Black	.87	.55	2.45	2.04	1.85

Solid Machined with Hex Set Screw

- Knob fits .25 inch shafts

450-3000	I	Aluminum	1.00	1.00	6.23	5.19	4.72
450-3001	J	Aluminum	.87	.98	7.11	6.46	5.87

Knurled Aluminum Knobs

This knob features "positive" grip knurled edge and fits .25 inch shafts.

- Notched tip indicator
- Glossy finish
- Similar to Alco KN series

450-6003	K	Aluminum	.50	.62	1.36	1.23	1.14
450-6005	K	Aluminum	.75	.62	1.55	1.40	1.31
450-6006	K	Aluminum	.94	.62	1.84	1.67	1.58
450-6007	K	Aluminum	1.25	.62	2.76	2.46	2.29
450-6008	K	Black	1.25	.62	2.96	2.66	2.49
450-7005	K	Black	.75	.62	2.23	1.86	1.69

CONTROL AND INSTRUMENT KNOBS

Knobs are fitted with brass inserts and set screws.
Diameter measured at knob base or skirt. Knob fits .25 inch shafts.
† White painted indicator line

MOUSER STOCK NO.	Fig.	Replaces Alco Knob	Dia. (In.)	H (In.)	Price Each 1	10	100
45KN013	L	------	.94	.59	.74	.50	.46
45KN014	L	------	1.32	.69	.80	.61	.56
45KN015	M	------	.70	.38	.52	.39	.35
45KN016	N	------	1.29	.63	.97	.75	.68
45KN017	N	------	1.04	.56	.81	.63	.57
45KN018	N	------	.75	.46	.73	.56	.51
45KN019	O	------	1.00	.60	1.00	.83	.76
† 45KN023	P	------	.75	.63	.81	.63	.57
45KN026	P	------	.78	.63	.73	.56	.51
45KN024	Q	------	.98	.57	1.05	.81	.73
45KN025	R	------	1.31	.87	1.05	.88	.80
45KN021	S	------	1.45	.90	1.26	1.06	.96
45KN022	T	------	1.45	.90	1.26	1.06	.96
450-1017	U	------	1.04	.62	.56	.46	.42
450-2016	V	------	.90	.71	.97	.75	.68
450-2017	V	------	1.18	.79	1.15	.89	.81
450-2023	W	------	.50	.61	.62	.42	.38
450-2034	X	PKX-50 1/4	.59	.55	.73	.56	.51
450-2035	X	PKX-60B 1/4	.77	.59	.89	.66	.60
450-2036	X	PKX-80B 1/4	.95	.78	1.09	.76	.68
450-2039	X	PKX-100B 1/4	1.39	.71	1.16	.93	.84

POINTER KNOBS

Knobs are fitted with brass inserts and set screws for added strength and durability. Knobs fit .25 inch shafts.

MOUSER STOCK NO.	Fig.	Dia. (In.)	H (In.)	Price Each 1	10	100
45KN012	Y	1.25	.65	.69	.46	.42
450-1006	Z	.74	.56	.99	.79	.71

VERNIER DIAL KNOBS

- Knobs fit .25 inch shafts
- Graduated 0-100
- 8 to 1 turns ratio calibrated over 180°

45KN100	AA	1.50	.85	14.98	12.48	11.35
556-S50	AA	2.00	.85	12.99	11.69	10.39

CONTROL KNOB FOR 4mm SHAFT

Fits our 31CX series controls
- Hole size: 4.1mm

45KN050	BB	.50	.43	1.09	.92	.84

HARRY DAVIES KNOBS

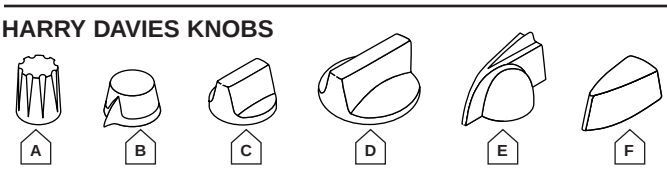

Instrument Knobs

✻Diameter in table measured at knob base or skirt.

MOUSER STOCK NO.	Fig.	Hole Size	✻Dia. (In.)	Height (In.)	Price Each 1	10	100	500
5164-1900	A	.250	.50	.625	.88	.79	.53	Call

Control Knobs

✻Diameter in table measured at knob base or skirt.

MOUSER STOCK NO.	Fig.	Hole Size	✻Dia. (In.)	Height (In.)	Price Each 1	10	100	500
5164-1400	B	.250	.69	.41	.49	.41	.28	Call

Pointer Knobs

5164-1510	C	.250	.75	.57	.98	.82	.54	Call For Quote
5164-1500	D	.250	1.13	.57	.78	.64	.43	
5164-2300	E	.250	1.25	.625	.55	.48	.32	
5164-2310	F	.250	1.19	.50	.37	.34	.23	

Re ván Control Knobs

• ILLUSTRATION DIMENSIONS (mm)

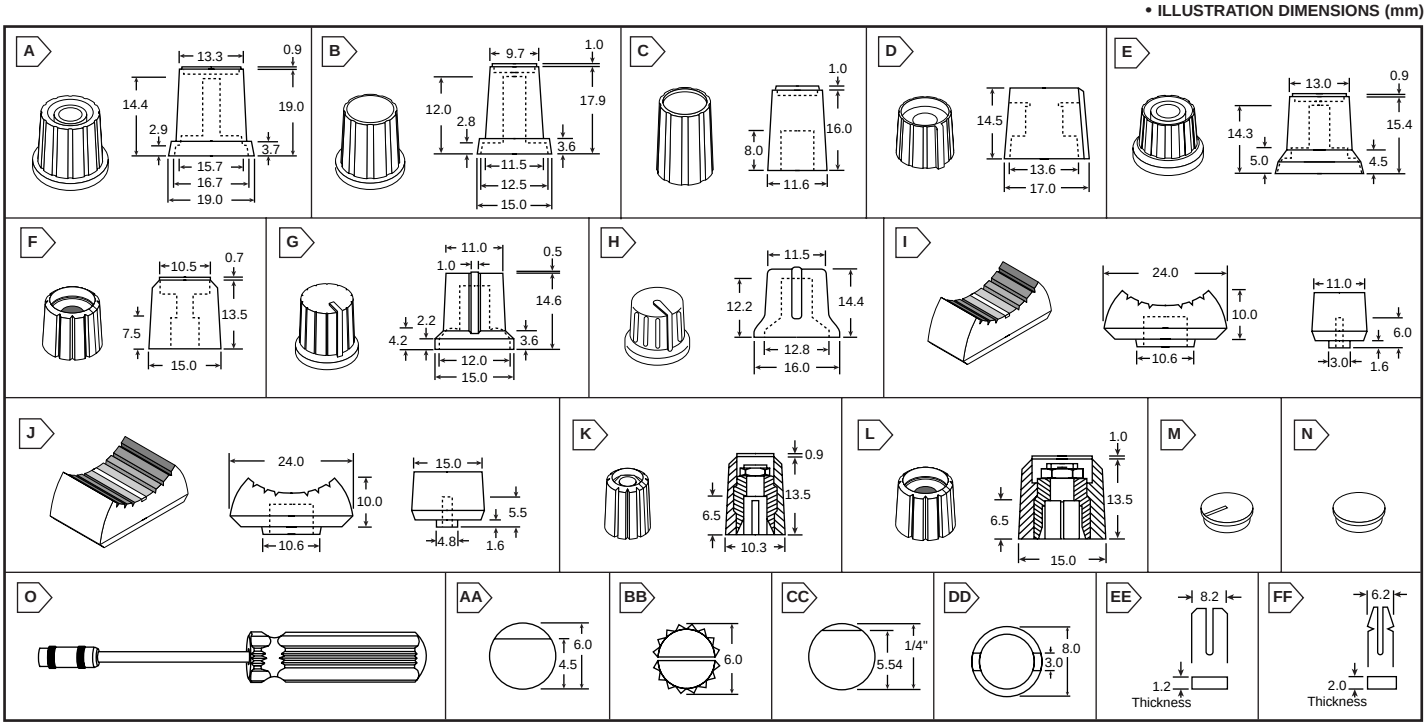

PUSH-ON COLOR CODED CONTROL KNOBS

These control knobs feature a selection of color coded caps to assist engineers when coding different functions. Three colors are available from stock. Other colors are also available. Ask your service representative for details. Order color-coded caps separately.

For quantities greater than listed, call for quote.

MOUSER STOCK NO.	Fig.	Shaft Type	Body Color	Size (In.) Dia.	Size (In.) Ht.	Price Each 1	10	100	500
† 550-86101	A	AA	Black	.75	.75	.42	.28	.25	.23
† 550-86102	A	BB	Black	.75	.75	.42	.28	.25	.23
† 550-86103	A	CC	Black	.75	.75	.42	.28	.25	.23
† 550-85901	B	BB	Black	.59	.70	.42	.28	.25	.23
†✻ 550-13801	C	BB	Black	.46	.63	.26	.17	.15	.14
550-13901	D	DD	Black	.67	.57	.29	.19	.17	.16
† 550-89001	E	CC	Black	.75	.61	.38	.25	.23	.21
† 550-15031	F	CC	Black	.59	.53	.50	.33	.30	.27

† Knobs require color coded cap

✻Use as a stand alone knob or part of a dual concentric pair when used with 550-13901.

Color-Coded Caps

Other colors are available.
Call your Mouser Service Representative.

For quantities greater than listed, call for quote.

MOUSER STOCK NO.	Fig.	Cap Color	Pointer Color	Fits Knob	Price Each 1	10	100	500
550-86301	M	Black	White	550-89001	.38	.25	.23	.21
550-86302	M	Blue	White	550-86101	.38	.25	.23	.21
550-86303	M	Gray	White	550-86102 550-86103	.38	.25	.23	.21
550-86401	M	Black	White	550-85901 550-13801	.29	.19	.17	.16
550-86402	M	Blue	White		.29	.19	.17	.16
550-86403	M	Gray	White		.29	.19	.17	.16
550-15021	N	Black	None	550-15031	.17	.11	.10	.09
550-15023	N	Blue	None		.17	.11	.10	.09
550-15022	N	Gray	None		.17	.11	.10	.09

TWO-COLOR HARD BODY CONTROL KNOB

This knob is a product of the latest developments in computer two-color technology. It features a matte black body with a white colored pointer molded in the body. The result is a control knob which keeps its crisp look permanently. **Other pointer colors are available; call your Mouser Service Representative.**

For quantities greater than listed, call for quote.

MOUSER STOCK NO.	Fig.	Shaft Type	Body Color	Pointer Color	Size (In.) Dia.	Size (In.) Ht.	Price Each 1	10	100	500
550-57001	G	BB	Black	White	.59	.57	.42	.28	.25	.23

TWO-COLOR "SOFT TOUCH" CONTROL KNOBS

"Soft Touch" technology is now available in a two-color control knob. Styled with today's front panels in mind, these control knobs offer superb looks at competitive costs. **Other pointer colors are available; call your Mouser Service Representative.**

For quantities greater than listed, call for quote.

MOUSER STOCK NO.	Fig.	Shaft Type	Body Color	Pointer Color	Size (In.) Dia.	Size (In.) Ht.	Price Each 1	10	100	500
550-67001	H	AA	Black	Gray	.63	.57	.44	.29	.26	.24
550-67002	H	AA	Black	Blue	.63	.57	.44	.29	.26	.24
550-67003	H	BB	Black	Gray	.63	.57	.44	.29	.26	.24
550-67004	H	BB	Black	Blue	.63	.57	.44	.29	.26	.24

SLIDE CONTROL KNOBS

Superb ergonomics and aesthetics at a competitive price. Low profile design and Re án's two-color process. It has been designed to compliment Mouser Stock No. 550-57001. Other colors are available. Call your Mouser Service Representative.

For quantities greater than listed, call for quote.

MOUSER STOCK NO.	Fig.	Shaft Type	Body Color	Pointer Color	Size (In.) W	Size (In.) L	Price Each 1	10	100	500
550-77301	I	EE,FF	Black	White	.43	.94	.71	.47	.43	.39
550-77801	J	EE,FF	Black	White	.59	.94	.50	.33	.30	.27

10mm COLLET KNOBS

Featuring the latest in computer controlled two-color manufacturing technology. Ask your service representative about other sizes and colors.

- Indicator lines are molded into the knob body
- Available with full length white indicator line
- Caps available with or without indicator line
- Color coded cap, available from stock in 3 colors. Other colors are available. Call your Mouser Service Representative.

For quantities greater than listed, call for quote.

MOUSER STOCK NO.	Fig.	Shaft Size	Body Color	Pointer Color	Size Dia.	Size Ht.	Price Each 1	10	100	500
† 550-10501	K	1/8"	Black	White	10mm	.53"	1.18	.91	.83	.76

10mm Color-Coded Caps (Fits knob 550-10501)

† Knobs require color coded cap

MOUSER STOCK NO.	Fig.	Cap Color	Pointer Color	Price Each 1	10	100	500
550-10001	M	Black	White	.30	.29	.28	.27
550-10002	M	Gray	White	.30	.29	.28	.27
550-10003	M	Blue	White	.30	.29	.28	.27
550-10011	N	Black	None	.21	.20	.19	.18
550-10012	N	Gray	None	.21	.20	.19	.18
550-10013	N	Blue	None	.21	.20	.19	.18

15mm COLLET KNOBS

For quantities greater than listed, call for quote.

MOUSER STOCK NO.	Fig.	Shaft Size	Body Color	Pointer Color	Size Dia.	Size Ht.	Price Each 1	10	100	500
† 550-15601	L	6mm	Black	White	15mm	.53"	1.24	.95	.86	.78
† 550-15001	L	1/4"	Black	White	15mm	.53"	1.24	.95	.86	.78

15mm Color-Coded Caps (Fits knobs: 550-15601, 550-15001)

† Knobs require color coded cap

MOUSER STOCK NO.	Fig.	Cap Color	Pointer Color	Price Each 1	10	100	500
550-15011	M	Black	White	.36	.24	.22	.20
550-15012	M	Gray	White	.36	.24	.22	.20
550-15013	M	Blue	White	.36	.24	.22	.20
550-15021	N	Black	None	.17	.11	.10	.09
550-15022	N	Gray	None	.17	.11	.10	.09
550-15023	N	Blue	None	.17	.11	.10	.09

COLLET ADJUSTMENT TOOLS

For quantities greater than listed, call for quote.

MOUSER STOCK NO.	Fig.	Description	Price Each 1	5
550-9002	O	Collet adjustment tool for 10mm knobs	15.20	14.25
550-9003	O	Collet adjustment tool for 15mm knobs	15.20	14.25

Bumpers, Grommets, Hole Plugs, and Solder Lugs

3M BUMPON PROTECTIVE PRODUCTS

Bumpon Protective Products are self-sticking polyurethane bumpers that serve as high performance cushions, feet, spacers, and protectors. No need for screws, glue, rivets, or holes of any kind!

• Non-marring • Crack resistant • Non-slip

✻ **Available in 4 colors.**
Replace the blank (__) in the part number with: **BK** for Black, **GY** for Gray, **BR** for Brown, **WH** for White

MOUSER STOCK NO.	Fig.	Description	Color	Qty. Per Pad	Price Per Individual Bumpon 1	56	3000	6000
517-SJ-5303CL	A	Small hemisphere	Clear	56	.16	.073	.041	.039
517-SJ-5003__	A	Small hemisphere	✻	56	.13	.057	.033	.031
517-SJ-5012__	B	Cylindrical	✻	56	.14	.063	.035	.034
517-SJ-5312CL	B	Cylindrical	Clear	56	.16	.073	.041	.039
					1	40	1000	5000
517-SJ-5017__	C	Large hemisphere	✻	40	.34	.20	.120	.110
517-SJ-5027__	D	Hemisphere	✻	40	.32	.16	.088	.085
					1	108	3000	6000
517-SJ-5007BK	E	Tapered square	Black	54	.12	.046	.031	.028
517-SJ-5008__	F	Tapered square	✻	80	.12	.056	.031	.030
517-SJ-5018__	G	Tapered square	✻	80	.21	.097	.054	.052
					1	24	1000	5000
517-SJ-5009__	H	Circular depressed	✻	24	.40	.25	.15	.13
517-SJ-5514__	I	Square base cone	✻	24	.44	.33	.20	.19
					1	36	1000	5000
517-SJ-5023__	J	Tapered square	✻	36	.32	.15	.081	.076

DIMENSIONS (IN.)

Note: all dimensions are height x width (inches)

Figure A-J are attached to liner pads. Just peel the "Kiss-Cut" Bumpon protectors off the liner and apply them. The number of Bumpons per liner vary due to size differences of the Bumpons.



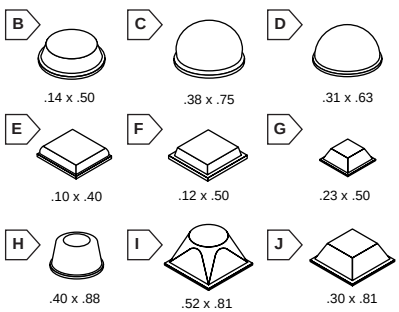

VINYL CABINET BUMPERS

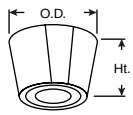

DIMENSIONS (IN.)

For quantities greater than listed, call for quote.

MOUSER STOCK NO.	O.D.	Ht.	Screw Size	Price Ea. 1	100
5162-F4B	9/16	3/8	4	.23	.15
5162-F6B	3/4	7/16	6	.33	.22
5162-F8B	15/16	5/8	8	.45	.30

3M SOLDER SPLICE CONNECTORS

This solder splice connector allows multiple wires to be soldered, insulated, and environmentally sealed in one easy step. The outer layer is tinted, translucent, polyolefin heat shrink tubing lined with hot melt sealant which provides both insulation and a moisture seal allowing for easy inspection of the solder connection. Inside the tubing is a wire locking metal barrel that holds a fluxed solder disk. When heat is applied: the solder disk melts, the tubings inner wall melts and flows forming the moisture seal, and the heat shrink forms the electrical insulation.

NEW THIS ISSUE

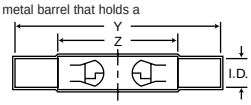

For quantities greater than listed, call for quote.

MOUSER STOCK NO.	Color	AWG	X (In.)	Y (In.)	I.D. (In.)	Price Each 1	5	10
517-5400	Clear	28-20	0.57	1.00	0.12	.62	.58	.55
517-5401	Red	22-14	0.83	1.37	0.18	.64	.60	.56
517-5402	Blue	20-10	1.00	1.68	0.26	.75	.70	.65
517-5403	Yellow	16-8	1.25	2.00	0.33	.98	.92	.86

RUBBER BUMPERS

Molded-In Washer

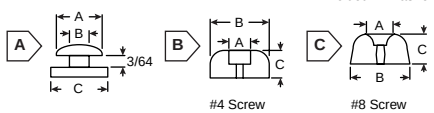

DIMENSIONS (IN.)

For quantities greater than listed, call for quote.

MOUSER STOCK NO.	Fig.	Dimensions (In.) A	B	C	Price Each 1	100	1000
5167-202	A	5/16	1/4	7/16	.07	.029	.027
534-720	B	1/4	1/2	1/4	.23	.115	.058
534-721	B	1/4	5/8	5/16	.36	.182	.092
534-722	B	1/4	23/32	7/16	.73	.365	.167
534-723	C	3/8	15/16	3/8	.70	.351	.178

"EZ" TWIST LOCK

NEW THIS ISSUE

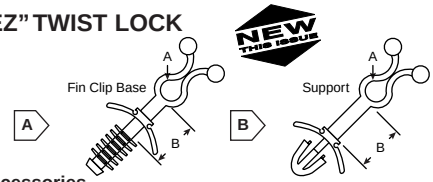

Accessories

MOUSER STOCK NO.	Fig.	Dim. (In.) A	B	Mtg. Hole	Panel Range	Price Each 1	100	500
561-EZS250	A	.250	.954	.187	.030/.078	.15	.101	.088
561-EZS200	A	.200	.011	.187	.030/.078	.14	.096	.084
561-EZS450	A	.450	.625	.187	.030/.078	.16	.110	.096
561-EZS625	A	.625	.028	.187	.030/.078	.20	.135	.118
561-EZFB025	B	.375	.250	.188	1/32-1/4	.27	.181	.159
561-EZFB050	B	.375	.500	.188	1/32-1/4	.28	.186	.163
561-EZFC037	B	.500	.375	.250	1/32-1/4	.28	.186	.163
561-EZFC050	B	.500	.500	.250	1/32-1/4	.28	.186	.163

RUBBER GROMMETS

Designed for insulating sharp edged holes to protect electrical cables and tubing.

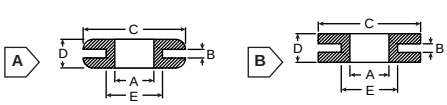

DIMENSIONS (IN.)

For quantities greater than listed, call for quote.

MOUSER STOCK NO.	Fig.	Dimensions (In.) A	B	C	D	E	Price Each 1	1000	2500
5167-208	A	9/32	1/16	9/16	1/4	3/8	.06	.04	.032
5167-211	A	3/16	1/16	7/16	1/4	5/16	.06	.03	.028
5167-159	B	1/4	1/16	5/8	3/8	7/16	.10	.06	.05
5167-210	A	3/8	1/16	5/8	1/4	1/2	.07	.04	.028

METAL HOLE PLUGS

- Nickel plated steel
- Excellent spring retention
- Plug chassis holes, wiring outlets, access holes, or unused openings

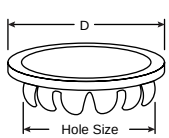

DIMENSIONS (IN.) For quantities greater than listed, call for quote.

MOUSER STOCK NO.	Hole Sz (In.)	D (In.)	No. of Prongs	Price Each 1	100	500
534-7600	1/4	13/32	6	.27	.24	.21
534-7601	5/16	7/16	6	.27	.24	.21
534-7602	3/8	1/2	6	.27	.24	.21
534-7603	1/2	21/32	8	.30	.27	.23
534-7604	5/8	13/16	8	.34	.31	.26
534-7606	7/8	1 1/16	12	.38	.34	.29
534-7607	1	1 9/64	12	.44	.40	.34

NYLON LOCKING HOLE & VENT PLUGS

- UL 94V2 rated
- Stock color black
- Other colors available with volume requirements

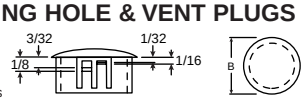

For quantities greater than listed, call for quote.

MOUSER STOCK NO.	Dimensions (In.) Hole Dia.	Max. Thick.	Head Dia. (B)	Thick	Price Each 1	100
561-M2603	.250	.062	.312	.312	.08	.042
561-M2617	.375	.125	.468	.406	.08	.042
561-M2643	.500	.125	.578	.406	.09	.053
561-M2663	.625	.125	.718	.406	.12	.058
561-M2683	.750	.125	.922	.406	.18	.087
561-M2703	.875	.125	1.016	.453	.20	.098
561-M2713	1.000	.125	1.203	.453	.18	.091
Locking Vent Plugs						
561-M2707	1.000	.125	1.203	.453	.23	.113

KEYSTONE ELECTRONICS CORP. LOCKING TERMINAL SOLDER LUGS

- Tinned brass for easy soldering
- Easy way of providing ground
- Built-in locking washer

For quantities greater than listed, call for quote.

MOUSER STOCK NO.	Fig.	Dimensions (In.) Length	A	Thick	Screw Sz (B)	Price Each 1	100	1000
534-903	A	7/8	3/32	.018	4	.13	.063	.032
534-904	A	7/8	3/32	.018	6	.13	.063	.032
534-905	A	7/8	3/32	.018	8	.13	.063	.032
534-905-10	A	7/8	3/32	.018	10	.11	.055	.026
534-909	B	47/64	3/32	.018	4	.13	.063	.032
534-916	B	47/64	3/32	.018	6	.13	.063	.032
534-917	B	47/64	3/32	.018	8	.13	.063	.032
534-908	C	5/8	3/32	.018	4	.11	.057	.029
534-914	C	5/8	3/32	.018	6	.11	.057	.029
534-915	C	5/8	3/32	.018	8	.11	.057	.029
534-910	D	23/32	3/32	.018	4	.12	.060	.031
534-918	D	23/32	3/32	.018	6	.12	.060	.031
534-906	D	23/32	3/32	.018	8	.12	.060	.031

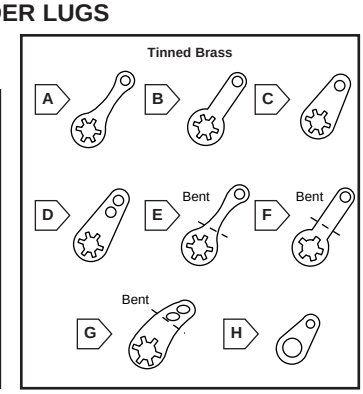

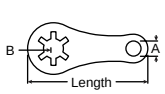

✻ Tinned Copper

For quantities greater than listed, call for quote.

MOUSER STOCK NO.	Fig.	Dimensions (In.) Length	A	Thick	Screw Sz (B)	Price Each 1	100	1000
534-7317	E	13/16	3/32	.018	4	.13	.063	.032
534-7318	E	13/16	3/32	.018	6	.13	.063	.032
534-7319	E	13/16	3/32	.018	8	.13	.063	.032
534-7314	F	23/32	3/32	.018	4	.13	.063	.032
534-7315	F	23/32	3/32	.018	6	.13	.063	.032
534-7316	F	23/32	3/32	.018	8	.13	.063	.032
534-7311	G	41/64	3/32	.018	4	.12	.060	.031
534-7312	G	41/64	3/32	.018	6	.12	.060	.031
534-7313	G	41/64	3/32	.018	8	.12	.060	.031
✻ 534-7328	H	17/32	.076	.015	4	.13	.064	.032
✻ 534-7329	H	17/32	.076	.015	6	.13	.064	.032
✻ 534-7330	H	17/32	.076	.015	8	.13	.064	.032

Spacers and PCB Supports

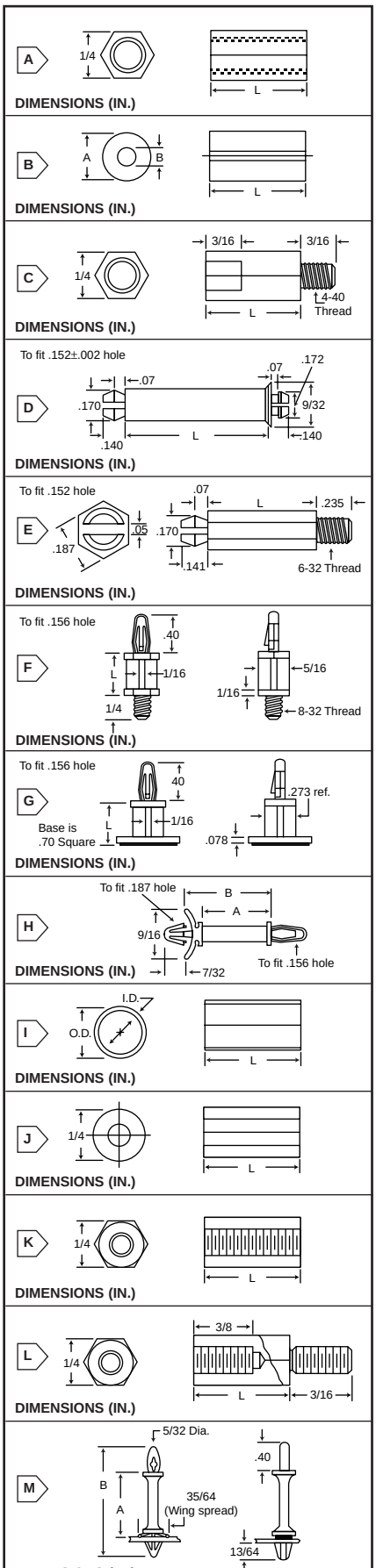

EAGLE

NYLON HEX TAPPED SPACERS

On spacer 3/4" and longer, tap is 3/8" from each end

For quantities greater than listed, call for quote.

MOUSER STOCK NO.	Fig.	Length (In.)	Screw Size	Price Each 1	100	1000
561-L4.25	A	.250	4-40	.44	.160	.121
561-L4.375	A	.375	4-40	.49	.170	.139
561-L4.50	A	.500	4-40	.50	.180	.141
561-L4.625	A	.625	4-40	.50	.180	.141
561-L4.75	A	.750	4-40	.61	.220	.168
561-L4.875	A	.875	4-40	.76	.270	.210
561-L41.0	A	1.000	4-40	.66	.240	.182
561-L6.25	A	.250	6-32	.57	.200	.158
561-L6.375	A	.375	6-32	.48	.180	.137
561-L6.50	A	.500	6-32	.56	.196	.154
561-L6.625	A	.625	6-32	.50	.179	.141
561-L6.75	A	.750	6-32	.61	.221	.168
561-L6.875	A	.875	6-32	.76	.277	.214
561-L61.0	A	1.000	6-32	.66	.240	.182
561-L8.25	A	.250	8-32	.57	.202	.158
561-L8.375	A	.375	8-32	.58	.214	.164
561-L8.50	A	.500	8-32	.61	.214	.168
561-L8.625	A	.625	8-32	.61	.214	.168
561-L8.75	A	.750	8-32	.74	.263	.200
561-L8.875	A	.875	8-32	.76	.273	.210
561-L81.0	A	1.000	8-32	.80	.290	.218

NYLON ROUND SPACERS

For quantities greater than listed, call for quote.

MOUSER STOCK NO.	Fig.	Dimensions (In.) A	B	L	Price Each 1	100	1000
561-K4.25	B	.250	.115	.250	.14	.050	.037
561-K4.375	B	.250	.115	.375	.17	.060	.047
561-K4.50	B	.250	.115	.500	.17	.060	.047
561-K4.625	B	.250	.115	.625	.27	.095	.076
561-K4.75	B	.250	.115	.750	.26	.095	.074
561-K4.875	B	.250	.115	.875	.34	.120	.095
561-K41.00	B	.250	.115	1.000	.36	.137	.111
561-K6.25	B	.250	.140	.250	.14	.050	.037
561-K6.375	B	.250	.140	.375	.17	.063	.047
561-K6.50	B	.250	.140	.500	.20	.070	.056
561-K6.625	B	.250	.140	.625	.23	.080	.064
561-K6.75	B	.250	.140	.750	.32	.111	.087
561-K6.875	B	.250	.140	.875	.34	.124	.095
561-K61.00	B	.250	.140	1.000	.36	.137	.111
561-K8.25	B	.250	.171	.250	.14	.053	.037
561-K8.375	B	.250	.171	.375	.24	.088	.067
561-K8.50	B	.250	.171	.500	.24	.088	.067
561-K8.625	B	.250	.171	.625	.27	.101	.077
561-K8.75	B	.250	.171	.750	.32	.113	.088
561-K8.875	B	.250	.171	.875	.34	.126	.101
561-K81.00	B	.250	.171	1.000	.37	.139	.113

KEYSTONE ELECTRONICS CORP.

ALUMINUM SPACERS

Features:

- Made of flat strip aluminum
- Precision rolled
- Tight joint on outside diameter
- Square ends
- No burrs

Spacer For	I.D. ±.005	O.D. ±.007
#4	.125	.167
#6	.151	.193
#8	.178	.232

MOUSER STOCK NO.	Fig.	Length (In.)	Screw Size	Price Each 1	100	500	1000
534-397	I	3/16	4	.11	.054	.045	.027
534-398	I	1/4	4	.11	.054	.045	.027
534-399	I	5/16	4	.11	.055	.046	.028
534-400	I	3/8	4	.11	.055	.046	.028
534-402	I	1/2	4	.11	.057	.049	.029
534-403	I	5/8	4	.13	.065	.055	.033
534-418	I	3/4	4	.13	.066	.057	.034
534-405	I	1/4	6	.11	.055	.045	.027
534-406	I	5/16	6	.11	.055	.047	.028
534-407	I	3/8	6	.11	.056	.048	.029
534-409	I	1/2	6	.12	.058	.050	.030
534-425	I	3/4	6	.13	.067	.058	.036
534-412	I	1/4	8	.17	.084	.073	.043
534-414	I	3/8	8	.18	.090	.076	.045
534-416	I	1/2	8	.19	.093	.080	.048
534-417	I	5/8	8	.20	.099	.086	.051
534-432	I	3/4	8	.21	.104	.091	.054

BRASS ROUND SPACERS

- 1/4" O.D. round unthreaded
- Zinc plated
- Drilled for clearance of screw sizes shown in table

534-1454A	J	1/4	4	.35	.174	.148	.088
534-1454C	J	1/2	4	.44	.220	.188	.113
534-1457A	J	1/4	6	.35	.174	.148	.088
534-1457B	J	3/8	6	.37	.185	.158	.094
534-1457C	J	1/2	6	.44	.220	.188	.113
534-1480	J	1/4	8	.35	.174	.148	.088
534-1481	J	3/8	8	.37	.185	.158	.094

NYLON HEX MALE/FEMALE Threaded Spacers

MOUSER STOCK NO.	Fig.	Length (In.)	Price Each 1	100	500	1000
561-MF440-25	C	1/4	.26	.210	.179	Call For Quote
561-MF440-50	C	1/2	.28	.221	.200	
561-MF440-62	C	5/8	.28	.221	.200	
561-MF440-75	C	3/4	.31	.231	.210	
561-MF440-100	C	1	.31	.231	.210	

NYLON PC BOARD POSTS Patented "MSP" Series

MOUSER STOCK NO.	Fig.	Length (In.)	Price Each 1	100	1000	5000
561-A0125	D	.125	.10	.066	.058	Call For Quote
561-A0250	D	.250	.11	.069	.060	
561-A0312	D	.312	.11	.069	.060	
561-A0375	D	.375	.11	.069	.060	
561-A0500	D	.500	.11	.070	.061	
561-A0625	D	.625	.11	.071	.062	
561-A0750	D	.750	.11	.072	.064	
561-A0875	D	.875	.12	.076	.066	
561-A1000	D	1.00	.12	.076	.066	

NYLON PCB POSTS

MOUSER STOCK NO.	Fig.	Length (In.)	Price Each 1	100	500	1000
561-MTP125	E	1/8	.10	.066	.058	Call For Quote
561-MTP250	E	1/4	.11	.071	.063	
561-MTP500	E	1/2	.11	.071	.063	
561-MTP750	E	3/4	.12	.080	.069	
561-MTP875	E	7/8	.13	.080	.070	

PCB LOCKING SUPPORTS

Male Threaded

561-LMTP250	F	1/4	.12	.075	.067	Call For Quote
561-LMTP500	F	1/2	.12	.075	.067	
561-LMTP750	F	3/4	.16	.109	.087	
561-LMTP1000	F	1	.16	.113	.090	

Adhesive Base

561-LAD187	G	3/16	.44	.315	.252	Call For Quote
561-LAD250	G	1/4	.44	.315	.252	
561-LAD500	G	1/2	.44	.315	.252	
561-LAD750	G	3/4	.47	.339	.273	
561-LAD1000	G	1	.47	.339	.273	

NYLON CIRCUIT BOARD SUPPORTS

"Lock/Tension" designed to lock to bottom chassis & snap into a 1/16" thick PCB.

MOUSER STOCK NO.	Fig.	Dimensions (In.) A	B	Price Each 1	100	500	1000
561-LT187	H	.187	.307	.08	.057	.049	Call For Quote
561-LT250	H	.250	.365	.10	.060	.053	
561-LT375	H	.375	.495	.10	.063	.056	
561-LT500	H	.500	.625	.11	.067	.059	
561-LT625	H	.625	.745	.14	.096	.077	

BRASS HEX SPACERS

- Threaded for screw sizes shown in table
- Zinc plated

MOUSER STOCK NO.	Fig.	Length (In.)	Screw Size	Price Each 1	100	500	1000
534-1450A	K	1/4	4-40	.28	.145	.123	.096
534-1450B	K	3/8	4-40	.34	.169	.143	.111
534-1450C	K	1/2	4-40	.42	.212	.180	.138
534-1829	K	5/8	4-40	.57	.286	.244	.190
534-1451A	K	1/4	6-32	.29	.145	.123	.096
534-1451B	K	3/8	6-32	.34	.169	.143	.111
534-1451C	K	1/2	6-32	.42	.212	.180	.138
534-1451D	K	5/8	6-32	.57	.286	.244	.190
534-1451E	K	3/4	6-32	.67	.334	.284	.218
534-1635	K	1	6-32	.68	.338	.287	.222
534-1474A	K	1/4	8-32	.32	.162	.138	.107
534-1474B	K	3/8	8-32	.34	.169	.143	.111
534-1474C	K	1/2	8-32	.42	.212	.180	.138
534-1834	K	5/8	8-32	.57	.286	.244	.190
534-1474D	K	3/4	8-32	.67	.334	.284	.218
534-1474E	K	1	8-32	.68	.338	.287	.222

BRASS HEX MALE/FEMALE THREADED SPACERS

Can be used as grounded PCB mounts

534-1944	L	1/2	4-40	.53	.39	.325	.279
534-1945	L	5/8	4-40	.54	.40	.329	.284
534-1946	L	3/4	4-40	.55	.47	.392	.338
534-1947	L	1	4-40	.58	.53	.440	.378

NYLON SPACER SUPPORTS

- Fire retardant nylon
- For 1/16" PCB thickness
- Easy PCB mounting
- Flexible
- Max. chassis thickness: .07"

MOUSER STOCK NO.	Fig.	Dimensions (In.) A	B	Price Each 1	100	500	1000
534-1927A	M	.250	.937	.13	.067	.055	.033
534-1928A	M	.375	1.062	.13	.067	.058	.035
534-1929A	M	.500	1.187	.14	.071	.062	.037
534-1930A	M	.625	1.312	.16	.079	.066	.039

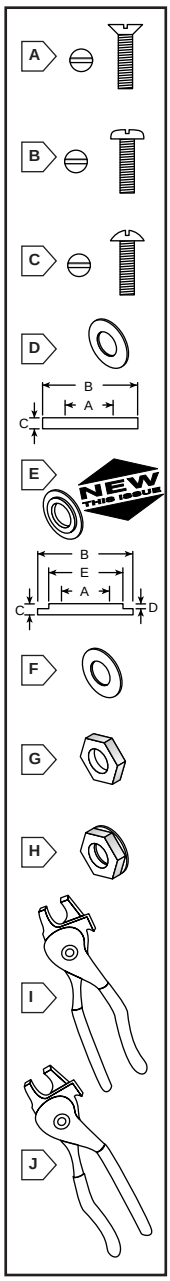

NYLON MACHINE SCREWS

High quality screws made of durable corrosion resistant type 6/6 nylon (UL-94V2).

Flat Slotted 82°

For quantities greater than listed, call for quote.

MOUSER STOCK NO.	Fig.	Dimensions (In.) Thread	Dimensions (In.) Length (In.)	Price Each 1	Price Each 100	Price Each 1000
561-F440.25	A	4-40	.25	.18	.068	.045
561-F440.375	A	4-40	.375	.18	.068	.045
561-F440.5	A	4-40	.50	.18	.068	.045
561-F440.75	A	4-40	.75	.18	.068	.045
561-F440-1	A	4-40	1.00	.18	.068	.045
561-F632.25	A	6-32	.25	.18	.068	.045
561-F632.375	A	6-32	.375	.18	.068	.045
561-F632.5	A	6-32	.50	.19	.071	.047
561-F632.75	A	6-32	.75	.19	.071	.047
561-F632-1	A	6-32	1.00	.19	.071	.047
561-F832.25	A	8-32	.25	.19	.071	.047
561-F832.375	A	8-32	.375	.19	.071	.047
561-F832.5	A	8-32	.50	.19	.071	.047
561-F832.75	A	8-32	.75	.19	.071	.047
561-F832-1	A	8-32	1.00	.19	.071	.047

Pan Slotted

For quantities greater than listed, call for quote.

561-P440.25	B	4-40	.25	.18	.068	.045
561-P440.375	B	4-40	.375	.18	.068	.045
561-P440.5	B	4-40	.50	.18	.068	.045
561-P440.75	B	4-40	.75	.18	.068	.045
561-P440-1	B	4-40	1.00	.18	.068	.045
561-P632.25	B	6-32	.25	.19	.071	.047
561-P632.375	B	6-32	.375	.19	.071	.047
561-P632.5	B	6-32	.50	.19	.071	.047
561-P632.75	B	6-32	.75	.19	.071	.047
561-P632-1	B	6-32	1.00	.19	.071	.047
561-P832.25	B	8-32	.25	.19	.071	.047
561-P832.375	B	8-32	.375	.19	.071	.047
561-P832.5	B	8-32	.50	.19	.071	.047
561-P832.75	B	8-32	.75	.19	.071	.047
561-P832-1	B	8-32	1.00	.19	.071	.047

Round Slotted

Nylon 6/6 meets MIL-M20693B "A" type 1, LP410A, and ASTM D789-66 type 1, GDE 2 (UL-94V2)

For quantities greater than listed, call for quote.

561-J440.25	C	4-40	.25	.18	.068	.044
561-J440.375	C	4-40	.375	.18	.068	.044
561-J440.5	C	4-40	.50	.18	.068	.044
561-J440.75	C	4-40	.75	.18	.068	.046
561-J440-1	C	4-40	1.00	.18	.068	.046
561-J632.25	C	6-32	.25	.18	.068	.046
561-J632.375	C	6-32	.375	.18	.068	.046
561-J632.5	C	6-32	.50	.19	.069	.046
561-J632.75	C	6-32	.75	.19	.070	.047
561-J632-1	C	6-32	1.00	.19	.070	.047
561-J832.25	C	8-32	.25	.19	.070	.047
561-J832.375	C	8-32	.375	.19	.070	.047
561-J832.5	C	8-32	.50	.19	.070	.047
561-J832.75	C	8-32	.75	.19	.070	.047
561-J832-1	C	8-32	1.00	.19	.070	.047
561-J1032.25	C	10-32	.25	.22	.081	.053
561-J1032.375	C	10-32	.375	.22	.081	.053
561-J1032.50	C	10-32	.50	.22	.081	.053
561-J1032.75	C	10-32	.75	.22	.081	.053
561-J1032-1	C	10-32	1.00	.22	.081	.053
561-J250.25	C	1/4-20	.25	.25	.095	.061
561-J250.375	C	1/4-20	.375	.25	.095	.061
561-J250.50	C	1/4-20	.50	.25	.095	.061
561-J250.75	C	1/4-20	.75	.25	.095	.061
561-J250-1	C	1/4-20	1.00	.25	.095	.061

KEYSTONE ELECTRONICS CORP. FIBER WASHERS

✻ NYLON WASHER

Material: Commercial grade fiber per ASTM D710.

Flat Washers

For quantities greater than listed, call for quote.

MOUSER STOCK NO.	Fig.	Screw Size	Dimensions (In.) A	Dimensions (In.) B	Dimensions (In.) C	Price Each 1	Price Each 100	Price Each 1000
534-3368	D	4	.12	.25	.0625	.05	.024	.011
534-3201	D	6	.14	.375	.0625	.06	.028	.013
534-3372	D	8	.171	.375	.0625	.05	.024	.013
534-3208	D	10	.196	.375	.0625	.05	.024	.013
534-3373	D	1/4	.26	.50	.0625	.06	.028	.016
534-3222	D	3/8	.385	.625	.0625	.06	.028	.019

Shoulder Washers

For quantities greater than listed, call for quote.

MOUSER STOCK NO.	Fig.	Screw Size	Dimensions (In.) A	B	C	D	E	Price Each 1	Price Each 100	Price Each 1000
✻ 534-3049	E	4	.115	.218	.04	.031	.135	.10	.05	.029
534-3062	E	4	.115	.25	.062	.031	.187	.13	.064	.024
534-3233	E	6	.141	.375	.093	.031	.24	.13	.063	.042
534-3065	E	8	.176	.375	.093	.031	.246	.10	.051	.027
534-4698	E	10	.14	.25	.062	.031	.187	.11	.084	.048
534-4702	E	10	.194	.375	.093	.031	.308	.08	.040	.028
534-4711	E	1/4	.253	.50	.093	.031	.308	.08	.038	.030
534-3069	E	3/8	.385	.625	.093	.031	.498	.13	.063	.040

NYLON WASHERS

For quantities greater than listed, call for quote.

MOUSER STOCK NO.	Fig.	Screw Size	Dimensions (In.) O.D. x I.D. x .062T	Price Each 1	Price Each 100	Price Each 1000
561-D262	F	2	.25 x .09	.06	.021	.016
561-D462	F	4	.25 x .115	.06	.021	.016
561-D662	F	6	.312 x .14	.06	.021	.016
561-D862	F	8	.375 x .171	.07	.032	.021
561-D1062	F	10	.375 x .194	.07	.034	.021
561-D2562	F	1/4	.50 x .257	.07	.034	.021
561-D31262	F	5/16	.50 x .317	.07	.032	.021
561-D37562	F	3/8	.625 x .38	.07	.032	.021
561-D43762	F	7/16	.75 x .443	.08	.042	.032
561-D50062	F	1/2	.75 x .505	.08	.042	.032

NYLON NUTS

Use with nylon machine screws for mounting semiconductors to heat sinks.

For quantities greater than listed, call for quote.

MOUSER STOCK NO.	Fig.	Description	Size	Price Each 1	Price Each 100	Price Each 1000
561-G440	G	Hex nut	4-40	.16	.059	.039
561-G632	G	Hex nut	6-32	.16	.059	.039
561-G832	G	Hex nut	8-32	.16	.059	.039
561-G1032	G	Hex nut	10-32	.17	.063	.041
561-G25020	G	Hex nut	1/4-20	.18	.068	.047
561-H440	H	Lock nut	4-40	.24	.089	.061
561-H632	H	Lock nut	6-32	.24	.089	.061
561-H832	H	Lock nut	8-32	.24	.089	.061
561-H1032	H	Lock nut	10-32	.25	.095	.063
561-H25020	H	Lock nut	1/4-20	.28	.105	.070

STRAIN RELIEF ASSEMBLY TOOLS

- Makes bushing installation a "breeze"
- One tool fits all
- Cushioned handles

MOUSER STOCK NO.	Fig.	Description	Price Each 1	Price Each 5
561-M0022	I	Cushioned handles, adjustable to all sizes	58.78	Call
561-M0023	J	Ergonomic handles, adjustable to all sizes	58.78	

STRAIN RELIEF BUSHINGS

E96397 LR60335

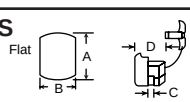

Note: All bushings can be used with a round mounting hole (dimension A). Holes shaped with flats prevent rotation of the bushing if cable is subject to twist.

Black Nylon

For quantities greater than listed, call for quote.

MOUSER STOCK NO.	Cable Cross Section	Cable Type	Cables Accommodated Height Min.	Height Max.	Width Min.	Width Max.	Dia.	Dimensions (In.) Mounting Hole A	Mounting Hole B	Max Panel Thickness C	Bushing Length D	Price Each 1	Price Each 100
561-MP3P4	Flat	SP-1, SPT-1	.12	.12	.222	.222	- - -	.437	.39	.062	.41	.08	.048
561-MP4K1	Flat	SPT-2, HPN	.15	.16	.28	.40	- - -	.50	.46	.095	.495	.13	.069
561-MP4K4	Flat	SPT-1, SPT-2, HPN	.12	.12	.30	.30	- - -	.50	.465	.10	.406	.10	.057
561-MP4N4	Flat	SPT-1, SPT-2, HPN	.12	.12	.30	.30	- - -	.50	.465	.062	.406	.13	.069
561-MP5K4	Flat	SPT-2	.15	.15	.16	.16	- - -	.562	.53	.125	.609	.17	.099
561-MP30-1	Flat	SPT-2, SPT-1	.12	.16	.30	.41	- - -	.56	.73	.125	.67	.20	.113
561-MP5N4	Round	SV, SVT, HPD	- - -	- - -	- - -	- - -	.29	.50	.45	.062	.438	.10	.057
561-MP5P4	Round	SV, SVT, HPD	- - -	- - -	- - -	- - -	.29	.50	.45	.10	.438	.10	.051
561-MP6N34	Round	SJ, SJT	- - -	- - -	- - -	- - -	.43	.625	.55	.062	.58	.20	.114
561-MP6N4	Round	SJT, SJO	- - -	- - -	- - -	- - -	.30	.625	.55	.062	.58	.20	.114
561-MP6P34	Round	SJ, SJT, SJO	- - -	- - -	- - -	- - -	.36	.625	.55	.125	.58	.17	.082
561-MP6P4	Round	SJ, SJT, SJO	- - -	- - -	- - -	- - -	.30	.625	.55	.125	.58	.20	.101
561-MP6W1	Round	SJ, SJT, SJO	- - -	- - -	- - -	- - -	.30	.50	.465	.09	.437	.13	.061
561-MP7W20	Round	SJT, S, STO	- - -	- - -	- - -	- - -	.43	.875	.77	.125	.75	.32	.155

90° Angle Style

For quantities greater than listed, call for quote.

561-MP13L1	Flat	SPT-1	.12	.12	.22	.22	- - -	.437	.39	.062	.05	.16	.091
561-MP14L1	Flat	SPT-2, HPN	.15	.16	.28	.30	- - -	.50	.45	.10	.687	.19	.107
561-MP15L1	Round	SV	- - -	- - -	- - -	- - -	.265	.50	.45	.10	.687	.19	.107

NYLON HARDWARE ASSORTMENT KITS

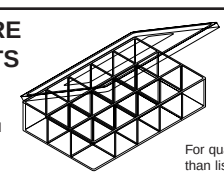

Plastic storage box included

For quantities greater than listed, call for quote.

MOUSER STOCK NO.	Description	Price Each 1	Price Each 10
524-11-516	20 round head screws, 20 binding head screws, 40 hex nuts, 40 washers	10.07	9.06

- Type 6/6 nylon
- Indexed

For quantities greater than listed, call for quote.

MOUSER STOCK NO.	Description	Price Each 1	Price Each 5	Price Each 10
561-M1996	290 cable clamps, 18 sizes	46.66	44.62	42.60
561-M1995	140 cable clips, 15 sizes	28.33	27.10	25.86
561-M1994	700 PCB posts, 10 sizes	46.66	44.62	42.60
561-M1993	300 shoulder washers, 30 sizes	28.33	27.10	25.86
561-M1992	340 spacer/standoffs, 40 sizes	46.66	44.62	42.60
561-M1991	180 transistor hardware, 17 sizes	28.33	27.10	25.86
561-M1997	500 flat washers, 40 sizes	28.33	27.10	25.86
561-M1998	750 screws and nuts, 40 sizes	46.66	44.62	42.60
561-M1999	108 strain reliefs, 12 sizes	28.33	27.10	25.86

Hardware

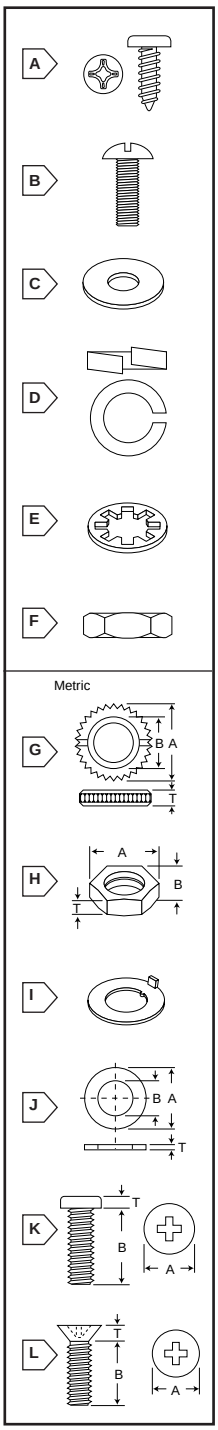

ZINC PLATED HARDWARE

High quality zinc-plated steel fasteners available for your production needs and conveniently packaged 100 pieces per box.

Phillips Pan Head Sheet Metal Screws

• Sold per box of 100 only

MOUSER STOCK NO.	Fig.	Screw Size	Length (In.)	Price Per Box 1	5	10	25
5721-4-3/8	A	4	3/8	2.40	2.00	1.60	1.12
5721-4-1/2	A	4	1/2	2.76	2.30	1.84	1.29
5721-4-3/4	A	4	3/4	3.15	2.63	2.10	1.47
5721-6-3/8	A	6	3/8	2.64	2.20	1.76	1.23
5721-6-1/2	A	6	1/2	2.85	2.38	1.90	1.33
5721-6-3/4	A	6	3/4	3.27	2.73	2.18	1.53
5721-8-3/8	A	8	3/8	3.27	2.73	2.18	1.53
5721-8-1/2	A	8	1/2	3.54	2.95	2.36	1.65
5721-8-3/4	A	8	3/4	4.17	3.48	2.78	1.95
5721-10-3/8	A	10	3/8	4.02	3.35	2.68	1.88
5721-10-1/2	A	10	1/2	4.26	3.55	2.84	1.99
5721-10-3/4	A	10	3/4	4.65	3.88	3.10	2.17

Round Head Machine Screws

• Sold per box of 100 only

5721-256-1/4	B	2-56	1/4	2.97	2.48	1.98	1.39
5721-256-3/8	B	2-56	3/8	3.27	2.78	2.18	1.53
5721-256-1/2	B	2-56	1/2	3.06	2.55	2.04	1.43
5721-440-1/4	B	4-40	1/4	1.37	1.29	1.10	1.10
5721-440-3/8	B	4-40	3/8	1.30	1.29	1.01	1.01
5721-440-1/2	B	4-40	1/2	1.37	1.29	1.10	1.10
5721-440-3/4	B	4-40	3/4	1.73	1.63	1.49	1.40
5721-632-1/4	B	6-32	1/4	1.52	1.37	1.22	1.14
5721-632-3/8	B	6-32	3/8	1.60	1.44	1.28	1.20
5721-632-1/2	B	6-32	1/2	1.66	1.49	1.33	1.25
5721-632-3/4	B	6-32	3/4	1.72	1.55	1.38	1.29
5721-832-1/4	B	8-32	1/4	2.15	1.98	1.72	1.55
5721-832-3/8	B	8-32	3/8	2.23	2.05	1.78	1.60
5721-832-1/2	B	8-32	1/2	2.25	2.07	1.80	1.62
5721-832-3/4	B	8-32	3/4	2.33	2.14	1.86	1.67
5721-1032-1/4	B	10-32	1/4	2.89	2.40	1.93	1.39
5721-1032-3/8	B	10-32	3/8	2.70	2.25	1.80	1.26
5721-1032-1/2	B	10-32	1/2	2.82	2.35	1.88	1.32
5721-1032-3/4	B	10-32	3/4	3.29	2.60	2.14	2.14

Flat Washers

• Nickel-plated steel • Sold per box of 100 only

MOUSER STOCK NO.	Fig.	Size	O.D. (In.)	Price Per Box 1	10	50
524-11-142C	C	4	9/32	2.54	2.28	Call For Quote
524-11-146C	C	6	3/8	2.59	2.33	
538-MW-403C	C	8	3/8	2.49	2.23	
538-MW-410C	C	3/8	7/8	4.60	4.14	
538-MW-404C	C	10	7/16	2.35	2.17	

Lock Washers

• Zinc-plated steel • Sold per box of 100 only

MOUSER STOCK NO.	Fig.	Size	Style	Price Per Box 1	5	10	25
5721-LWS-4	D	4	Split	2.55	2.13	1.70	1.19
5721-LWS-6	D	6	Split	1.50	1.25	1.00	.70
5721-LWS-8	D	8	Split	1.56	1.30	1.04	.73
5721-LWS-10	D	10	Split	1.68	1.40	1.12	.78
5721-LWS-7/16	D	7/16"	Split	5.55	4.63	3.70	2.59
5721-LWI-6	E	6	Internal Tooth	1.32	1.23	1.15	1.15
5721-LWI-8	E	8	Internal Tooth	1.47	1.38	1.29	1.29
5721-LWI-10	E	10	Internal Tooth	1.57	1.47	.98	.69

Hex Nuts

• Zinc-plated steel • Sold per box of 100 only

MOUSER STOCK NO.	Fig.	Size	Price Per Box 1	5	10	25
5721-256	F	2-56	2.40	2.00	1.60	1.12
5721-440	F	4-40	2.34	1.95	1.56	1.09
5721-632	F	6-32	2.40	2.00	1.60	1.12
5721-832	F	8-32	2.46	2.05	1.64	1.15
5721-1032	F	10-32	2.31	1.93	1.54	1.08

METRIC HARDWARE

Low profile metric nuts for switches, potentiometers, LED'S, plugs, and jacks. Material: steel (except knurled nuts, which are brass). An asterisk (✻) denotes nickel-plated. Others are zinc plated.

Knurled Nuts

• Brass

	MOUSER STOCK NO.	Fig.	Thread Size(mm)	Dim. (mm) A	B	T	Price Each 1	100	1000	10,000
✻	48KN004	G	M4 x .50	6	4	1.5	.16	.048	.044	Call For Quote
✻	48KN005	G	M4.5 x .50	6	3.5	1.5	.08	.025	.023	
✻	48KN006	G	M6 x .50	8	6	1.5	.19	.057	.052	
✻	48KN007	G	M6 x .50	8	6	2	.24	.08	.07	

Hex Nuts

	MOUSER STOCK NO.	Fig.	Thread Size(mm)	Dim. (mm) A	B	T	Price Each 1	100	1000	10,000
	48AN006	H	M6 x 0.75	9	8	2	.10	.027	.025	Call For Quote
	48AN007	H	M7 x 0.75	11	10	2	.10	.027	.025	
✻	481-0007	H	M7 x 0.75	11	10	2	.11	.030	.028	
†	481-0017	H	M7 x 0.75	11	10	2	.15	.070	.060	
	48AN008	H	M8 x 0.75	12	11	2	.10	.027	.025	
	48AN009	H	M9 x 0.75	13.5	12	2	.10	.027	.025	
✻	481-0009	H	M9 x 0.75	13.5	12	2	.11	.030	.028	
✻	481-0095	H	M9.5 x 0.75	15.3	13.4	2.2	.32	.24	.21	
✻	481-9575	H	M9.5 x 0.75	14.3	12.5	2.5	.17	.059	.046	
	481-0010	H	M10 x 0.75	16	14	2	.16	.042	.039	
✻	48AN010	H	M10 x 1.00	13.5	12	2	.16	.042	.039	
✻	48AN011	H	M11 x 1.00	16	14	2	.18	.051	.047	
✻	48AN012	H	M12 x 1.75	16	14	2	.20	.060	.055	

† Special 7M nut. Inside diameter will fit over 1/4" round potentiometer shafts
✻ Equivalent to 3/8 x 32 NEF

Star Washer

MOUSER STOCK NO.	Fig.	Size (mm)	Style	Price Each 1	100	1000	10,000
481-0685	E	5	Internal tooth	.05	.016	.014	Call For Quote
481-0686	E	6	Internal tooth	.08	.024	.021	
481-0687	E	7	Internal tooth	.10	.032	.029	
481-0688	E	8	Internal tooth	.12	.040	.036	
481-0680	E	10	Internal tooth	.17	.056	.050	
481-0682	E	12	Internal tooth	.20	.064	.058	

Anti-Rotation Tab Lock Washer

MOUSER STOCK NO.	Fig.	Size (mm)	Style	Price Each 1	100	1000	10,000
481-0676	I	6	Internal tab	.10	.032	.029	Call

Flat Washers

MOUSER STOCK NO.	Fig.	Thread Size(mm)	Dim. (mm) A	B	T	Price Each 1	100	1000	10,000
48CW007	J	M7	12	7	.5	.05	.013	.011	Call For Quote
48CW008	J	M8	14	8	.5	.05	.013	.011	
48CW009	J	M9	14	9	.5	.05	.013	.011	

Pan Head Phillips Screw

	MOUSER STOCK NO.	Fig.	Thread Size(mm)	Dim. (mm) A	B	T	Price Each 1	100	1000	10,000
✻	48SS002	K	M1.7 x 0.35	3.1	4	1.3	.03	.010	.009	Call For Quote
✻	48SM004	K	M2 x 0.40	3.8	4	1.3	.04	.012	.011	
✻	48SM006	K	M2 x 0.40	3.1	6	1.1	.04	.012	.011	
✻	48SM026	K	M2.6 x 0.45	4	6	1.6	.04	.012	.011	
	48SM003	K	M3 x 0.50	5	6	2	.04	.012	.011	

Flat Head Phillips Screw

	MOUSER STOCK NO.	Fig.	Thread Size(mm)	Dim. (mm) A	B	T	Price Each 1	100	1000	10,000
✻	48SS003	L	M2.5 x 0.45	4	2.5	1.5	.04	.012	.011	Call

NYLON SNAP RIVET

Designed for assemblies requiring fast and economical fasteners that can be installed without tools. The 2 piece molded fastener comes assebled ready for use. The Rivet is placed in the hole and the smooth, oversized head is pressed. The specially designed legs expand and firmly lock the components permanently in place. They are molded in high dielectric (UL 94V2) Nylon 6/6 making them ideal for electronic applications.

MOUSER STOCK NO.	Panel Thickness	Dimensions (In.) A	B	Price Each 1	100	1000	5,000
561-SR0010	.050 - .100	.118	.140	.16	.059	.039	.031
561-SR0012	.122 - .160	.122	.220	.16	.059	.039	.031
561-SR0018	.100 - .140	.160	.200	.16	.059	.039	.031
561-SR0020	.144 - .188	.166	.240	.18	.070	.047	.040
561-SR0030	.160 - .200	.200	.280	.21	.079	.053	.045
561-SR1660240	.050 - .180	.157	.236	.34	.127	.084	.073
561-SR1660265	.170 - .210	.166	.265	.30	.111	.074	.064

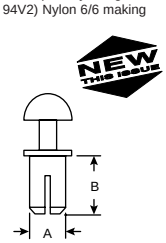

METRIC HARDWARE KIT

Contains:

240 nickel plated steel machine screws, 100 nickel plated steel nuts, 60 nickel plated steel spring lock washers, 60 steel E-rings



Sizes:

2mm, 2.6mm, 3mm, 4mm

For quantities greater than listed call for quote.

MOUSER STOCK NO.	Price Each
524-11-528	40.70

Metal Working Presses and Accessories

3,000 LB. AND 5,000 LB. MANUPRESSES

Cuts, forms, bends, and punches: ideal for prototyping or production. Make your own panels, chassis, or cabinets.

- Maximum allowable sheet material thickness for accessories unless otherwise specified: fiberglass .079", aluminum .10", mild steel .063"
- Compact high tensile steel frame
- Pressure capability: 3,000 lbs max. (full stroke)

3,000 Lb. Manupress

Parameter	Dim. (In.)
Overall length	10.6
Max height (excluding-lever)	13.2
Width (w/mounting brackets)	6.5
Throat depth	5.9
Clearance	3.27
Stroke length (stop fitted)	.24 to 2.36
Ram spigot hole diameter	.71
Depth	.87
Die hole diameter	1.5
Dia holder 4 holes ctr. to ctr.	2.17 x 1.38
Hole diameter	.31
Bench mtg. 4 holes ctr. to ctr.	5.9 x 3.7
Hole diameter	.39
Press weight	31.3 lbs.

(3,000 lb.)

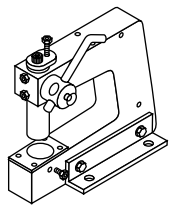

(5,000 lb.)

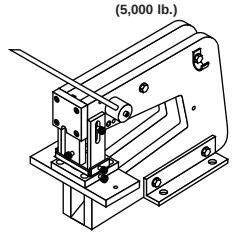

MOUSER STOCK NO.	Description	Price Each
38RA005	3000 lb. press	669.00
381-5000	5000 lb. press	1995.00
Replacement Parts 3000 lb. Press Only		
381-0010	Pinion rack	76.00
381-0020	Pinion gear	76.00

- Material cutting capacity (circular and rectangular punches and dies): fiberglass .079", aluminum .118", mild steel: .079"
- Double, flame-cut, steel frame
- Precision ground rack and pinion mechanism gives constant force through the stroke
- Adjustable ram controls cutting depth

5,000 Lb. Manupress

Parameter	Dim. (In.)
Overall length	21.7
Max height (excluding-lever)	23.6
Width (with mounting brackets)	7.8
Throat depth	12.1
Clearance	5
Stroke length	5
Ram spigot hole dia.	.98
Depth	1.2
Bench mtg. 4 holes (center to center)	8.86 x 6.61 (.39 dia.)
Weight	145.5 lbs.

INSTRUCTION BOOKLETS FOR THE 3,000 AND 5,000 LB. PRESSES

Includes all instructions, technical data and accessories.

9-125: 3,000 lb. manupress instruction sheet
9-135: 5,000 lb. manupress instruction sheet

MOUSER STOCK NO.	Price Each
9-125	.25
9-135	.25

ACCESSORIES FOR THE 3,000 LB. PRESS

Slot Guillotine

Slot guillotine is used for accurate cutting and slotting without distorting the material. The cut slot is .12 x 2.76 inches.

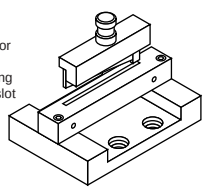

38RA515 — 187.83

Corner Notching Tool

Corner notching tool is used for precise 90° angles. Adjustable stops make continuous production easy and it is particularly useful for box making.

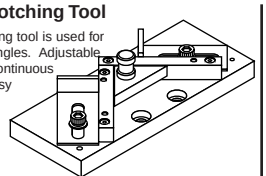

38RA015 — 198.43

Side Stop

Side stop fits either side of the press for both vertical and horizontal adjustment. Maximum adjustment from ram center is 1.62" to 8.67". Maximum vertical adjustment is .79".

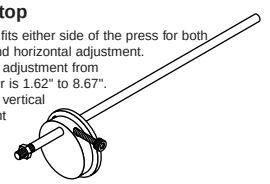

38RA700 — 21.73

Circle Cutter

Enables the shear and cropping tool 38RA525 to cut circles in sheets from 2.76" (70mm) to 19.69" (500mm) radiuses.

Use with 38RA525

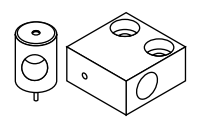

38RA425 — 56.50

"V" Bending Tool

"V" bending tool for box and panel fabrications includes five bending punches in lengths of 1.97", 2.95", 3.94", 4.92", and 5.91". The baseplate is 6.3" long and has a 90° groove to allow bends up to 90°.

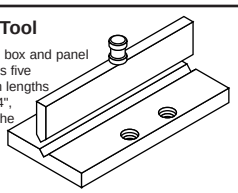

38RA115 — 198.99

Shear and Cropping Lever

Shear and cropping lever with comfortable PVC handgrip gives substantial shearing action and enables .08" aluminum or .06":-16 SWG mild steel to be cut.

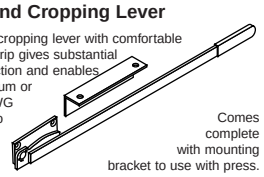

Comes complete with mounting bracket to use with press.

38RA525 — 126.50

Centering Point

For making side and back stop references fit into the center hole of the press.

Can be used with both presses

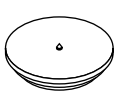

38RA800 — 16.40

PCB Guide Panel Support

PCB guide tool forms looped lugs that are ideal for use as slides or for fixing panels and printed circuit boards.

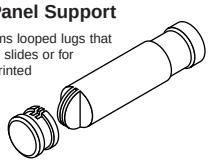

381-7004 — 112.79

Louver Tool

Louver forming tool is used for forming ventilation apertures. Aperture size is 1.73" x .39".

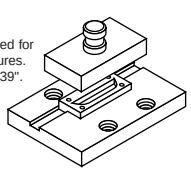

38RA215 — 182.99

Nibbling Tool

This nibbling tool is used to rapidly nibble small .197" (5mm) square holes in fiberglass and S.R.B.P. boards, aluminum, and mild steel.

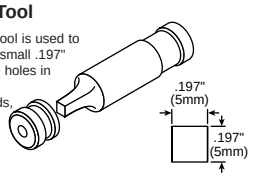

38RA035 — 40.49

Back Stop

Adjustable back stop used to support sheet material. Maximum adjustment from ram center is 5.9".

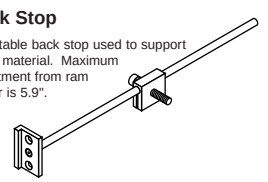

38RA300 — 22.20

Domed Foot Indent Tool

Used to form "feet" on the underside of enclosures. Approximate size of foot is .157" (4mm) diameter x .118" (3mm) high depending on material thickness.

Use with Die Holder 38RA201

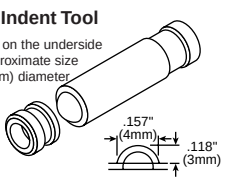

381-7005 — 62.89

ACCESSORIES FOR THE 5,000 LB. PRESS

Adaptor

Enables all tooling on the 3,000 lb. Mouser metal working press (38RA005) to be utilized on the 5,000 lb. manupress.

Supplied with screws and all necessary hardware.

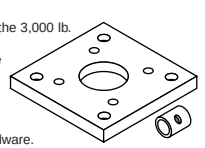

381-5001 — 101.43

Cutting Tool

Ideal for slitting to accurate measurements without material distortion.

Cutting capacity: .079" fiberglass, .063" mild steel, .096" aluminum.

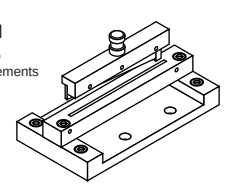

381-5003 — 395.00

"V" Bending Tool

Provides bends up to 11.8" wide. Supplied with 3 blades of 7.9", 9.8", and 11.8" lengths.

Bending capacity: .063" mild steel, .098" aluminum.

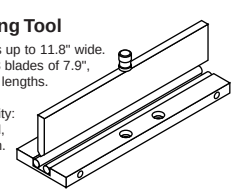

381-5005 — 561.23

Side Stop

Enables material to be accurately positioned. Will adjust 0-13.8" horizontally and 0-2" vertically.

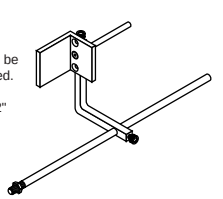

381-5007 — 99.48

Die Holder

Accommodates dies for 30-50mm punches complete with locking screws plus 4 press fixing screws.

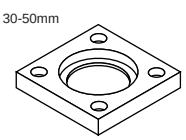

381-5002 — 82.65

Louver Tool

Ideal for producing ventilation apertures in equipment panels. Aperture size is 3.94" length x .39" width.

Cutting capacity: .063" mild steel, .098" aluminum.

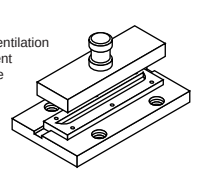

381-5004 — 347.98

Corner Notching Tool

Cuts 90° notches up to 5.9" per side. Adjustable stops. Ideal for box making.

Capacity: .079" mild steel, .118" aluminum.

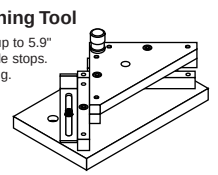

381-5006 — 567.98

Back Stop

Enables the depth of work to be varied from maximum throat depth to zero.

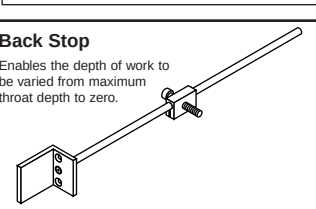

381-5008 — 70.89

Punches, Dies, and Accessories for the 5,000 and 3,000 Lb. Presses

DIE HOLDERS FOR PUNCHES AND DIES

Compatible with both 3,000 and 5,000 lb. presses

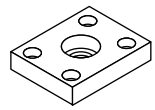

MOUSER STOCK NO.	Description	Price Each
381-7006	For use with round punches and dies 3mm-12mm: 1/8" - 7/16"	25.99
38RA181	For use with 12.5mm to 27.5mm & 1/2" to 1" dies	23.68
38RA201	For use with rectangular punches and dies	22.90

STRIPPERS

Compatible with 3,000 lb. press only

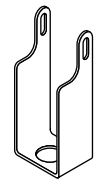

"U" shaped strippers are used to separate the workpiece from the punch after operation. Allows continuous punching without resetting.

MOUSER STOCK NO.	Aperture (mm)	Price Each
38RA402	16.5 (.65")	10.58
381-7003	22.5 (.89")	11.15

STRIPPERS

Enables work pieces to be separated from the punch after each operation which allows continuous hole punching without tool resetting.

- Two universal side plates accommodate all base plates
- For 5,000 lb. press only

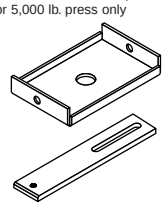

MOUSER STOCK NO.	Type	Price Each
381-5010	Side plates	66.27
381-5011	Base plates (3-12mm)	23.64
381-5012	Base plates (12.5 - 27.5mm)	23.64
381-5013	Base plates (30-50mm)	23.64
381-5014	"D" stripper (9 and 15 pin)	69.84
381-5015	"D" stripper (25, 37, and 50 pin)	69.84

PUNCH AND DIE BOXED SETS

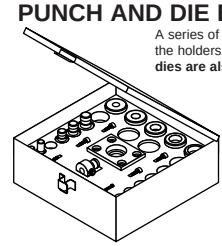

A series of four boxed punch and die sets covering the metric and standard ranges including the holders. These sets are **designed for use with the 3,000 lb. press. All punches and dies are also compatible with 5,000 lb. manupress, but require adaptor 381-5001.**

MOUSER STOCK NO.	Size Range Included	Price Each
38RA093	3mm to 12mm dia.	313.58
38RA096	1/8" to 7/16" dia.	180.29
38RA097	12.5mm to 27.5mm dia.	166.58
38RA099	1/2" to 1" dia.	137.53

CIRCULAR PUNCHES

- Finest quality tempered tool steel
- 4 larger sizes dedicated to the 5,000 lb. manupress (each has a retractable spring-loaded center pin included into the design for accurate hole alignment)

Compatible with both 3,000 and 5,000 lb. presses (Requires adaptor 381-5001 for use with 5,000 lb. manupress)

Metric (5,000 lb. Press Only)

MOUSER STOCK NO.	Fig.	Size Dia. (mm)	Price Each
381-5020	A	30	157.89
381-5021	A	35	157.89
381-5022	A	40	165.24
381-5023	A	50	191.76

Metric

MOUSER STOCK NO.	Fig.	Size Dia. (mm)	Price Each
38RA131	B	3	19.39
38RA132	B	3.5	19.39
38RA133	B	4	19.39
38RA134	B	4.5	19.39
38RA135	B	5	19.39
38RA136	B	5.5	19.39
38RA137	B	6	19.39
38RA138	B	7	19.39
38RA139	B	8	19.39
38RA140	B	9	19.39

Metric

MOUSER STOCK NO.	Fig.	Size Dia. (mm)	Price Each
38RA141	B	10	19.39
38RA142	B	11	19.39
38RA143	B	12	19.39
38RA171	C	12.5	15.63
38RA172	C	14.5	16.53
38RA173	C	16.5	16.99
38RA174	C	20	15.45
38RA175	C	22.5	15.93
38RA176	C	25	17.38
38RA177	C	27.5	18.35

Imperial

MOUSER STOCK NO.	Fig.	Size Dia. (In.)	Price Each
38RA261	B	1/8	19.39
38RA262	B	3/16	19.39
38RA263	B	1/4	19.39
38RA264	B	5/16	19.39
38RA265	B	3/8	19.39
38RA266	B	7/16	19.39
38RA281	C	1/2	17.38
38RA282	C	5/8	17.38
38RA283	C	3/4	17.38
38RA284	C	7/8	17.38
38RA285	C	1	17.38

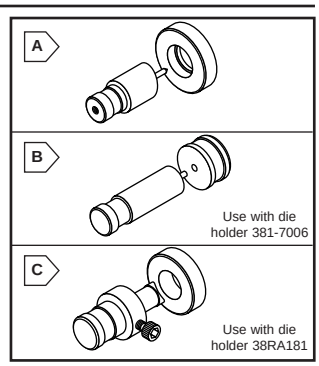

D-SUB CONNECTOR PUNCH SETS

D-subminiature connector punch and die set is manufactured of high quality steel. All cutting edges are ground for working on a variety of sheet materials. Stripping tool also available for continuous hole punching without having to reset.

Compatible with both 3,000 and 5,000 lb. presses (Requires adaptor 381-5001 for use with 5,000 lb. manupress)

Punch and Die Sets

MOUSER STOCK NO.	No. of Pins	Mounting	Cutout Size (In.)		Price Each
			Length	Width	
381-7601	9	Front	.84	.51	255.51
381-7602	9	Rear	.78	.44	255.51
381-7603	15	Front	1.17	.51	255.51
381-7604	15	Rear	1.11	.44	255.51
381-7605	25	Front	1.71	.51	270.57
381-7606	25	Rear	1.65	.44	270.57
381-7607	37	Front	2.35	.51	289.78
381-7608	37	Rear	2.30	.44	289.78
381-7609	50	Front	2.26	.62	289.78
381-7610	50	Rear	2.19	.55	289.78

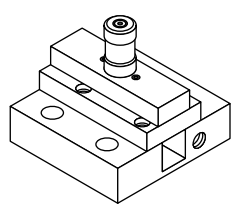

Punch and Die Set

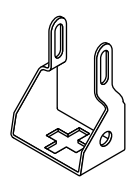

Stripping Tool

Heavy Duty Stripping Tools

Compatible with 3,000 lb. press only

MOUSER STOCK NO.	No. of Pins	Cutout Size (In.)		Price Each
		Length	Width	
381-7007	9 and 15	1.46	.54	50.79
381-7008	25, 37, and 50	2.65	.65	50.79

RECTANGULAR PUNCHES

Compatible with both 3,000 and 5,000 lb. presses (Requires adaptor 381-5001 for 5,000 lb. manupress)

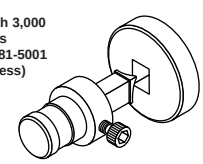

Use with die holder 38RA201

MOUSER STOCK NO.	Size (mm)	Price Each
38RA202	13.7 x 11.1	36.99
38RA203	15.9 x 13.0	39.99
38RA204	28.2 x 22.5	48.28
38RA205	28.4 x 11.4	46.88
38RA206	28.0 x 21.0	53.10
38RA207	29.4 x 22.0	48.72

ELECTRONIC COMPONENT PUNCHES

Use with die holder 38RA181

DIMENSIONS (IN.)

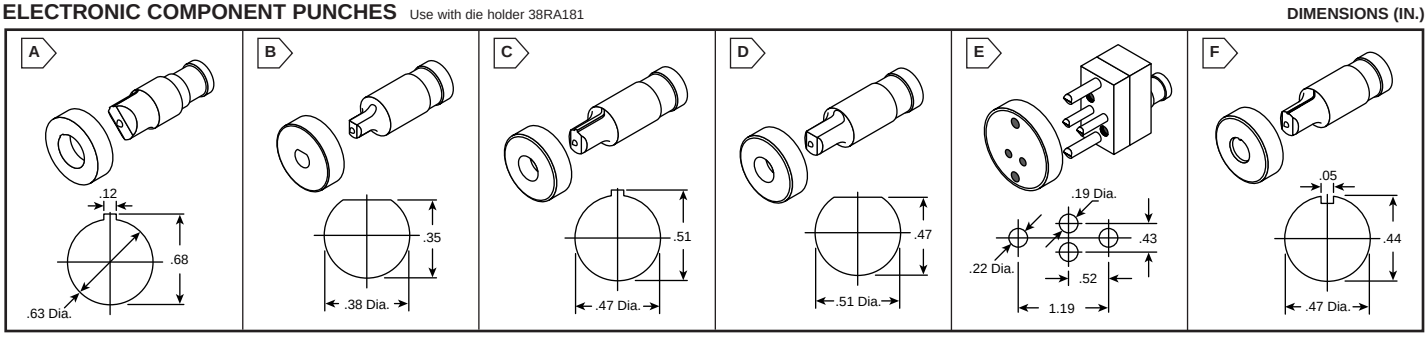

DIN Socket Punch and Die

Diagram shows hole dimensions

MOUSER STOCK NO.	Fig.	Description	Price Each
381-7301	A	Set will make a hole to fit all standard DIN chassis sockets	89.62

BNC Punch and Die

Diagram shows hole dimensions

381-7401	B	Set will make a hole to fit all standard BNC round sockets	45.67

BNC Insulator Punch and Die

Diagram shows hole dimensions

381-7402	C	Set will make a hole to fit all standard BNC socket insulators	98.58

UHF Socket Punch and Die

Diagram shows hole dimensions

MOUSER STOCK NO.	Fig.	Description	Price Each
381-7501	D	Will make a hole to fit all 20mm fuse holders & UHF round sockets	45.07

TO-3 Transistor Punch and Die with Stripper

Diagram shows hole dimensions

381-7801	E	Set includes stripper to make a hole for mounting TO-3 transistors	132.77

Toggle Switch Punch and Die

Diagram shows hole dimensions

381-7701	F	Set will make a hole to fit most standard toggle switches	98.58

Panel Punches

MOUSER® D-SUB CONNECTOR PUNCHES

The easiest way to cut holes in mild steel, aluminum, etc. is to use Mouser "D" connector hole punches. It is almost effortless when using the friction reducing ball race (which is supplied). It is a patented design, with only 6 steps from punching to mounting. 1/8" and 21/64" drills required (drills are not supplied). Punching capacity: Mild steel .065" (1.65mm), Aluminum .079" (2mm)

Rear Mounting D-Sub Connector Punches

MOUSER STOCK NO.	No. of Pins	Dimensions (In.)		Mounting	Price Each
		Length	Width		
38DM919	9	.78	.445	Rear	247.51
38DM928	15	1.11	.445	Rear	247.51
38DM941	25	1.65	.445	Rear	247.51
38DM958	37	2.30	.445	Rear	266.79
38DM955	50	2.19	.55	Rear	266.79

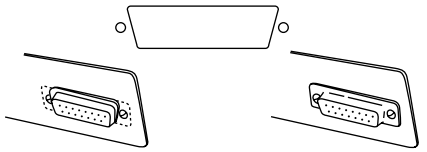

Universal or rear mounting

Front mounting

Front Mounting D-Sub Connector Punches

- For precise installation when a universal punch just won't do

MOUSER STOCK NO.	No. of Pins	Dimensions (In.)		Mounting	Price Each
		Length	Width		
38DM921	9	.78	.51	Front	247.51
38DM929	15	1.165	.51	Front	247.51
38DM943	25	1.708	.51	Front	247.51
38DM959	37	2.354	.51	Front	266.79
38DM957	50	2.26	.618	Front	266.79

ALL PURPOSE HAND PUNCH

For metal, plastic or masonite

Anyone can punch sharp, burr-free holes in a variety of materials to 1/16" thick untempered metals, 3/32" phenolic, 1/4" masonite. Interchangeable die set from 1/16" dia. to 1/4" dia. punches tubing as small as 3/4" dia. Powerful leverage requires little effort to operate, Shears eyelets and leaves clean undamaged holes.

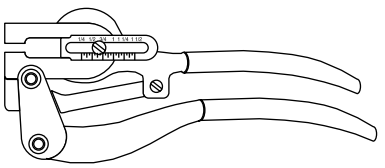

8 1/4"
Overall length

MOUSER STOCK NO.	Description	Price Each
534-1330	Hand punch	91.98
534-1331	1/16" die set	13.14
534-1332	5/64" die set	13.14
534-1333	3/32" die set	13.14
534-1334	1/8" die set	13.14
534-1335	5/32" die set	13.14
534-1336	3/16" die set	13.14
534-1337	7/32" die set	13.14
534-1338	1/4" die set	13.14
534-1339	Complete kit with hand punch and all die sets	177.39

PANEL PUNCHES

✻ Use of ball race optional other punches supplied with ball race

Punching capacity: Mild steel .065" (1.65mm), aluminum .079" (2mm)

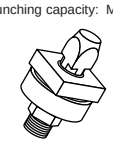

Square hole punches

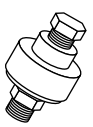

Round hole punches

Square Metric Hole Punches

MOUSER STOCK NO.	Hole Size (mm)	Price Each
38SQ038	9.53	46.61
380-0126	12.6	51.84
✻ 380-0141	14.1	51.84
✻ 380-0168	16.8	51.84
✻ 38SQ034	19.1	58.69
✻ 380-0325	32.5	156.65
380-1450	45.0	345.96

Round Metric Hole Punches

380-0125, 380-0145 & 380-0165 do not require ball races

MOUSER STOCK NO.	Hole Size (mm)	Price Each
380-0125	12.5	16.53
380-0145	14.5	19.50
380-0165	16.5	19.50
✻ 380-0180	18.0	19.50
✻ 380-0200	20.0	19.50
✻ 380-0225	22.5	19.50
✻ 380-0250	25.0	22.79
✻ 380-0275	27.5	22.79

Round Metric Hole Punches

MOUSER STOCK NO.	Hole Size (mm)	Price Each
✻ 380-0300	30.0	22.79
380-0350	35.0	25.97
380-0400	40.0	27.33
380-0450	45.0	42.54
380-0500	50.0	51.60
380-0600	60.0	59.44
380-0700	70.0	121.36
380-0750	75.0	161.00

Round Imperial Hole Punches

MOUSER STOCK NO.	Hole Size (In.)	Price Each
✻ 38RH034	3/4	19.50
✻ 38RH078	7/8	19.50
✻ 38RH100	1	22.79
✻ 38RH114	1-1/4	22.79
38RH112	1-1/2	31.88
38RH134	1-3/4	42.54

Optional Ball Race

For use with square and round hole punches where ball races are optional.

MOUSER STOCK NO.	Size	Price Each
38BB002	10mm	6.44

GREENLEE®

ELECTRONIC CONNECTOR PANEL PUNCHES

Features:

- Drill only one 7/16" pilot hole
- Use wrench or hydraulic drive methods
- Capacity 22-16 gauge mild steel
- Universal size for front or back mount of connectors
- 5 piece assembly: Punch, die, draw stud, square nut, and ball bearing drive nut (in a plastic carrying case)

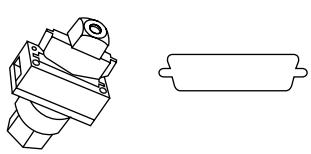

MOUSER STOCK NO.	No. of Pins	Price Each
586-0229	9	328.10
586-0231	15	328.10
586-0232	25	328.10
586-0234	37	353.63
586-0238	50	353.63

QUICK DRAW™ HYDRAULIC PUNCH DRIVER

For 1/2"-2" conduit size use with slug-buster or standard punches

Features:

- 8 ton of force for punching, 10 gauge mild steel
- Adaptor converts standard Greenlee punches through 1-1/4" conduit sizes to use 7/16" draw stud for one-step punching
- Ideal for fast, straight-on front panel punching

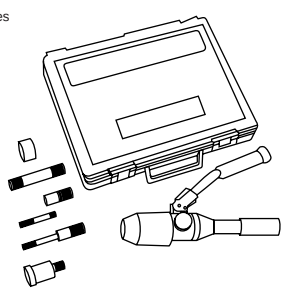

MOUSER STOCK NO.	Description	Price Each
586-7804	Driver with 3 draw studs, 2 adaptors, 1 spacer and case	470.54

SLUGBUSTER™

INDIVIDUAL UNITS FOR EACH CONDUIT SIZE

Features:

- Each unit includes punch, die and drive screw
- Capacity 10 gauge mild steel
- Use with ratchet or quick draw driver
- Also available in metric units

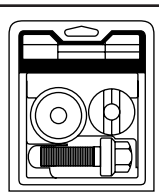

MOUSER STOCK NO.	Conduit Size (In.)	Actual Hole Dia. (In.)	Price Each	
			1	5
586-3860	1/2	.885	26.50	Call For Quote
586-3861	3/4	1.115	38.37	
586-3862	1	1.362	43.89	
586-3863	1-1/4	1.701	47.61	
586-3864	1-1/2	1.953	60.59	
586-3865	2	2.421	73.84	

SLUGBUSTER™ PUNCH SETS

Features:

- Multi-size punch and die sets with draw studs packaged in self-contained custom-molded carrying cases. The unique slug buster punch design splits the slug in half allowing it to fall free from the die and stud. Set 586-3868 contains the new 3/8" draw stud with 1" hex head and a new 1" ratcheting wrench.

MOUSER STOCK NO.	Description	Price Each
586-3866	6 pc. set with punches & dies for 1/2" to 1-1/4" conduit & 2 draw studs	118.70
586-3867	3 pc. set with punches & dies for 1-1/2" to 2" conduit & 1 draw stud	117.31
586-3868	9 pc. set with punches & dies for 1/2" to 2" conduit, 2 draw studs & ratcheting 1" box end wrench	236.00

GREENLEE® STANDARD METAL KNOCKOUT PUNCHES

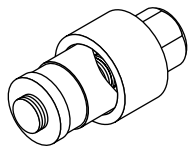

3-piece assembly: Punch, die, and draw stud

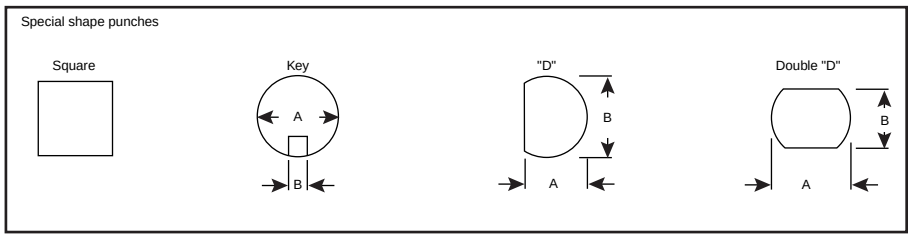

Operate manually using wrench to turn the threaded draw stud into the mating threads of the punch. This draws the punch into the die, shearing a hole in the material being punched. Can also be operated with ratchet or hydraulic punch drivers.

Type 730 (Round)

MOUSER STOCK NO.	Hole Size (In.)	Capacity (Gauge)	Price Each 1	Price Each 5
586-3801	1/2	16	21.00	Call For Quote
586-3802	9/16	16	24.50	
586-3803	5/8	16	24.50	
586-3804	11/16	14	27.00	
586-3805	3/4	14	27.00	
586-3806	13/16	14	27.00	
586-3807	7/8	10	23.00	
586-3808	15/16	14	29.00	
586-3809	1	14	31.00	
586-3810	1-1/16	16	31.00	
586-3811	1-1/8	14	31.00	
586-3814	1-1/4	16	31.00	
586-3815	1-5/16	16	31.00	
586-3816	1-3/8	16	43.50	
586-3817	1-1/2	16	49.00	
586-3818	1-5/8	10	54.00	
586-3819	1-3/4	10	59.00	Call For Quote
586-3820	1-7/8	10	69.00	
586-3821	2	10	71.00	
586-3822	2-1/8	10	75.00	
586-3823	2-1/4	10	82.00	
586-3824	2-1/2	10	118.00	

Conduit Punches

MOUSER STOCK NO.	Conduit Size (In.)	Capacity (Gauge)	Price Each 1	Price Each 5
586-3880	1/2	10	23.50	Call For Quote
586-3881	3/4	10	36.50	
586-3882	1	10	41.00	
586-3883	1-1/4	10	44.00	
586-3884	1-1/2	10	55.00	
586-3885	2	10	65.50	

Square (Formerly 731 Series)

Use to punch holes for switches and instruments in enclosures

- Accurate alignment
- Burr-free holes
- Punch up to 14 gauge mild steel
- 5-piece assembly: Punch, die, draw stud, square nut and ball bearing drive nut

MOUSER STOCK NO.	Hole Size (In.)	Capacity (Gauge)	Price Each 1	Price Each 5
586-3827	.5	14	137.00	Call For Quote
586-3828	.625	14	137.00	
586-3829	.75	14	144.00	
586-3830	.875	14	156.00	
586-3831	1	14	189.00	

Key (Formerly 732 Series)

MOUSER STOCK NO.	Size (In.) A x B	Capacity (Gauge)	Price Each 1	Price Each 5
586-3832	.481x.055	14	153.00	Call For Quote
586-3833	1.171x.123	14	180.00	
586-3834	1.265x.156	14	202.00	
586-3835	1.328x.102	14	249.00	

"D" (Formerly 733 Series)

MOUSER STOCK NO.	Size (In.) A x B	Capacity (Gauge)	Price Each 1	Price Each 5
586-3837	.469x.5	14	137.00	Call For Quote
586-3838	.594x.625	14	146.00	
586-3839	.703x.75	14	153.00	

Double "D" (Formerly 734 Series)

MOUSER STOCK NO.	Size (In.) A x B	Capacity (Gauge)	Price Each 1	Price Each 5
586-3870	.769x.642	14	161.00	Call For Quote
586-3871	.795x.697	14	174.00	
586-3872	.913x.756	14	202.00	
586-3873	.913x.795	14	202.00	
586-3874	1-3/8x1-1/8	14	209.00	

KEYSTONE ELECTRONICS CORP. WIDE ROLL EYELETS

Highest engineering standards maintained to produce these eyelets to uniform dimensions. Guaranteed to be within listed tolerances. A choice of most popular sizes in general use for electronic circuitry.

Features:

- Material: brass
- Plating: bright electro tin
- Precision made
- Solderability retained indefinitely

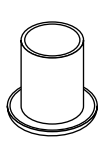

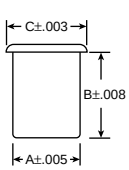

MOUSER STOCK NO.	Hole Size of Material to be Eyeleted	Dimensions (In.) A I.D.	A O.D.	B	C	Price Each 1	100	500	1000
534-22	1/16	.045	.059	.062	.105	.05	.026	.024	.013
534-23	1/16	.045	.059	.093	.105	.06	.028	.026	.015
534-24	1/16	.045	.059	.125	.105	.06	.029	.026	.015
534-25	1/16	.045	.059	.156	.105	.07	.034	.030	.017
534-26	1/16	.045	.059	.187	.105	.07	.035	.032	.018
534-27	1/16	.045	.059	.219	.105	.08	.041	.037	.021
534-33	3/32	.070	.089	.093	.150	.06	.028	.025	.014
534-34	3/32	.070	.089	.125	.150	.06	.028	.026	.015
534-35	3/32	.070	.089	.156	.150	.06	.029	.026	.015
534-36	3/32	.070	.089	.187	.150	.06	.030	.027	.015
534-37	3/32	.070	.089	.219	.150	.06	.032	.029	.016
534-43	1/8	.102	.121	.093	.200	.06	.031	.028	.016
534-44	1/8	.102	.121	.125	.200	.06	.032	.029	.016
534-45	1/8	.102	.121	.156	.200	.07	.034	.031	.017
534-46	1/8	.102	.121	.187	.200	.07	.035	.031	.017
534-47	1/8	.102	.121	.219	.200	.07	.037	.035	.019
534-48	1/8	.102	.121	.250	.200	.07	.037	.035	.019

SPEEDY BEND LEAD FORMERS

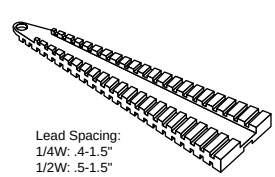

Lead Spacing:
1/4W: .4-1.5"
1/2W: .5-1.5"

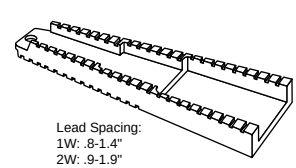

Lead Spacing:
1W: .8-1.4"
2W: .9-1.9"

Features:

- Watt size indicates approximate package size
- Centers components on accurate lead spacing
- Each lead former is graduated in .05" increments

MOUSER STOCK NO.	Description (Approx. Size)	Price Each 1	Price Each 5
5166-801	1/4 watt, 1/2 watt	2.94	2.45
5166-901	1 watt, 2 watt	3.54	2.95

KEYSTONE ELECTRONICS CORP. "BASIC" STAKING TOOL KIT

Features:

- Build terminal boards
- Mount components quickly
- Repair circuits
- Make prototypes, at your desk

Each kit contains two 1/4" staking tools, two bottom anvils, one toolholder plus instructions. The two staking tools are for shank diameters of .062" to .098" and .110" to .125" respectively.

MOUSER STOCK NO.	Description	Price Each 1	Price Each 5
534-1721	Staking kit	20.71	18.63

For single end terminals, eyelets or rivets

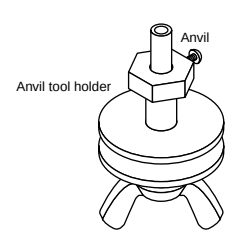

Drills, Drill Bit Sets, and Accessories

ISOTIP® MINI DRILL

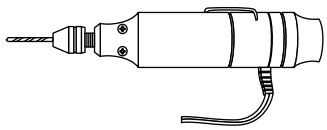

Features:

- Variable speed 10,000 to 21,000 RPM
- Low voltage / high power
- Fan Cooled
- Lightweight / balanced design
- Permanently lubricated ball bearing
- Three-jaw universal chuck up to .140" shank
- 6 ft. cord

For quantities greater than listed, call for quote.

MOUSER STOCK NO.	Price Each	
	1	5
557-6636	78.95	75.00

ISOTIP® 15 PIECE STEEL DRILL KIT



- 15 sizes .015" to .119"

MOUSER STOCK NO.	Description	Price Each			
		1	5	10	25
557-6642	15 piece steel drill kit	15.95	15.15	14.39	13.67

ISOTIP® GRINDING STONES ASSORTMENT KIT

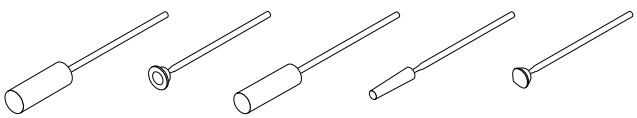

MOUSER STOCK NO.	Description	Price Each			
		1	5	10	25
557-6702	Grinding stones assortment	6.45	6.13	5.82	Call

ISOTIP® 15 PIECE ALL PURPOSE KIT

MOUSER STOCK NO.	Description	Price Each			
		1	5	10	25
557-6638	15 piece all purpose kit	22.95	21.80	20.71	19.68

ISOTIP® FELT POLISHER ASSORTMENT KIT

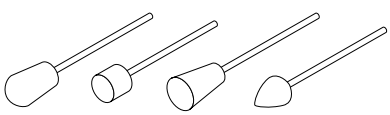

MOUSER STOCK NO.	Description	Price Each			
		1	5	10	25
557-6680	Felt polisher assortment	5.35	5.08	4.83	Call

GENERAL PURPOSE DRILL BITS

Features:

- Sizes for PC board applications
- High speed steel
- Straight shank
- Black finish

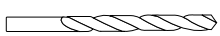

MOUSER STOCK NO.	Drill Size			Price Each			
	Drill No.	Hole Size (In.)	Length (In.)	1	10	20	50
5876-409-52	52	.0635	1 7/8	.85	.77	.70	Call For Quote
5876-409-55	55	.0520	1 7/8	.85	.77	.70	
5876-409-60	60	.0400	1 5/8	1.01	.92	.84	
5876-409-66	66	.0330	1 3/8	1.15	1.05	.95	
5876-409-69	69	.0292	1 3/8	1.35	1.23	1.12	
5876-409-75	75	.0210	1	1.55	1.41	1.28	
5876-409-80	80	.0135	3/4	1.55	1.41	1.28	

TOOL SETS

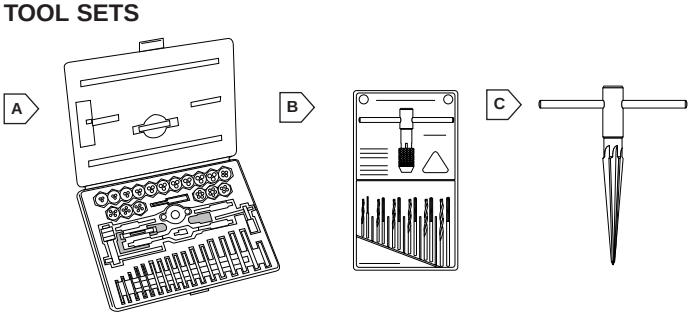

40 Piece Super Tap and Die Set

#4-1/2"NC and NF sizes

MOUSER STOCK NO.	Fig.	Description	Price Each
5876-44332	A	Carbon steel plug taps with 1" round screw adjusting dies for 17 most common thread sizes. Includes die stock, tap wrench, (2) T-handle tap wrenches, screw pitch gauge, screwdriver, and molded case.	126.32

13 Piece Threading Set

5876-41095	B	Packed in an attractive vinyl display pouch. Contents: 6 wire gauge 135° split point screw machine length HSS drill bits, no.'s 43, 35, 29, 25, 21, and 7; 6 plug taps, 4-40NC, 6-32NC, 8-32NC, 10-24NF, and 1/4-20NC plus tap wrench	11.68

T-Handle Reamer

5876-44268	C	Hardened and ground steel reamer for removing burrs or enlarging holes in sheet, plastics and similar material. Enlarges holes 1/8" to 1/2"	8.40

DRILL BIT SETS

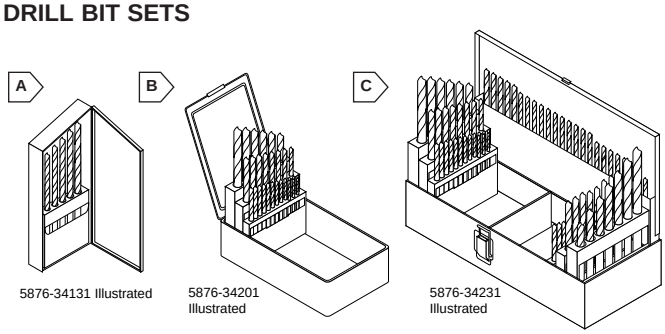

5876-34131 Illustrated

5876-34201 Illustrated

5876-34231 Illustrated

- High speed steel
- Industrial quality
- Black ferous oxide finish cases (Except 575-34246 which is plastic)
- Straight shanks (except for 575-34156 which has 3/8" reduced shanks)

For quantities greater than listed, call for quote.

MOUSER STOCK NO.	Fig.	Description	Price Each
5876-34246	A	20 piece set: No. 61-80 (.0390" - .0135"), plastic case	18.14
5876-34131	A	13 piece set: No. 1/16" - 1/4" in 1/64" increments	11.49
5876-34156	B	15 piece set: No. 1/16" - 1/2" in 1/32" increments, 3/8" reduced shanks	35.34
5876-34181	B	21 piece set: No. 1/16" - 3/8" in 1/64" increments	30.30
5876-34201	B	29 piece set: 1/16" - 1/2" in 1/64" increments	61.49
5876-34241	B	60 piece set: No. 1-60 (.2280" - .0400")	44.69
5876-34231	C	115 piece set: 1/16" - 1/2" in 1/64" increments; letters A-Z (.2340" - .4130") No. 1-60 (.2280" - .0400")	183.92

KNURLED NUT TOOL

Designed specifically for tightening 4mm and 6mm slotted knurled nuts. This is the perfect tool for Mouser's 2.5mm and 3.5mm phone jacks: P/N's 16PJ100/125/126/128 (2.5mm) and 16PJ011/135/136/137/138 & 164-1010 (3.5mm)

MOUSER STOCK NO.	Knurled Nut Size (mm)	Blade Length (In.)	Total Length (In.)	Price Each		
				1	5	10
382-0004	4	3	5 7/8	6.99	5.60	Call
382-0006	6	3	5 7/8	6.99	5.60	

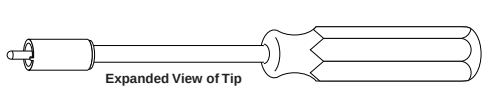

Expanded View of Tip

- Introduced by popular demand
- Nickel plated finish
- Accurately mates into knurled nut slots which are spaced 180° apart.

To be used on knurled nuts, on jacks, or the replacement knurled nuts, 48KN004 and 48KN006 sold on page 317.

PANAVISE® Vises, Presses, and Accessories

STANDARD BASE (300)

Standard base holds all regular 300 series heads and PCB holders. Split-ball feature permits work in various positions - turns and tilts. 3 base mounting holes in the lugs allow permanent mounting of base.



591-300	**$ 19.99**

LOW PROFILE BASE (305)

Low profile base has same features as model 300 except it is only 2 1/2" high, for working close to bench surface. Can also be permanently mounted.



591-305	**$ 19.99**

WEIGHTED BASE MOUNT (308)

Weighted base mount holds model 300 or 305 base with 3 screws and nuts, which are included. Weighs 5 lbs., cast iron.

591-308	**$ 27.99**

BENCH CLAMP (311)

Bench clamp designed for bases 300 and 305 with screws supplied. Height 6 3/4", throat depth 2 3/8", gripping range 0"-3 1/2"



591-311	**$ 38.99**

STANDARD VISE HEAD (303)

Standard vise head has 2 1/2" wide nylon jaws that open 2 1/4" and allow firm but damage-free grip. Fits 300 and 305 bases.

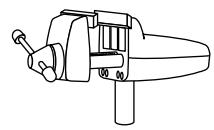

591-303	**$ 23.99**

NYLON JAWS (343 AND 344)

No. 343: Nylon jaws for 303 vise; type 66 nylon; electrical insulation withstands continuous heat of 200°F.
No. 344: Grooved nylon jaws with horizontal V-groove designed to hold small objects



No. 343
Nylon jaws for 303-1 Vise



No. 344
Grooved nylon jaws

591-343	**$ 2.49**
591-344	**$ 3.49**

CIRCUIT BOARD HOLDER (315)

Circuit board holder; holds PC boards of any shape, up to 12:" wide in any position. Tension arm permits easy board insertion. Both arms extend 6" from the bar, with V-grove grip designed to hold PCB's up to 5/32" thick. Fits all 300 series bases.

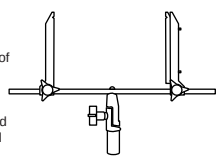

591-315	**$ 29.99**

WIDE OPENING VERTICAL VISE HEAD (366)

Wide opening vertical vise head fits all 300 series bases. Neoprene reversible, replaceable pads, rotates 360°. Tilt action 180°, grip range 0"-6", jaw pad width 1 3/4", throat depth 2".

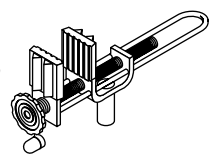

591-366	**$ 30.99**

STANDARD PANAVISE (301)

All purpose work holding unit. It tilts, turns, and rotates. This combination consists of the 300 Standard Base and the 303 Standard Head which has 2 1/2" wide nylon jaws that open 2 1/4" for firm but damage free grip. Control knob locks the work firmly in any position.

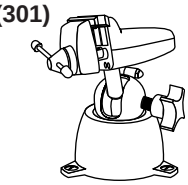

591-301	**$ 42.99**

WIDE OPENING HEAD (396)

A combination of the 366 Wide Opening Head and the 300 Standard Base, which makes this holding device very versatile for production lines, technicians, and designers. It opens to a full 6" to accommodate most PC boards. The deep-ribbed neoframe jaw pads reverse to hold delicate cylindrical objects: such as timers, coils, motor armatures, etc...

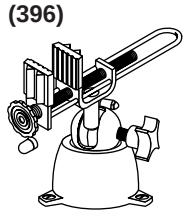

591-396	**$ 45.99**

ELECTRONIC WORK CENTER (324)

A complete electronic work center. The work station gives you a circuit board holder, standard base, tray base mount, and solder station, all in one package. Keeps work areas more efficient and manageable.

Soldering iron not included.

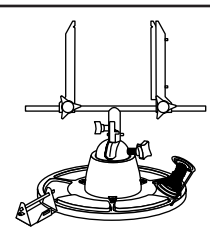

591-324	**$ 76.99**

PV JR. MINI PANAVISE (201)

More like a tool than a vise, the grooved jaws open to 2 7/8" and are made of fiber reinforced thermal composite alloy. Jaws are controlled with a fine/coarse adjusting knob which permits very delicate work.

NEW THIS ISSUE

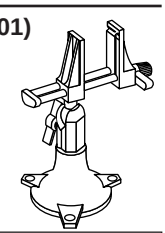

591-201	**$ 19.95**

VACUUM BASE (380-45)

A special base for portable applications. Moving the black-tipped lever arm attaches the vacuum base instantly to any smooth non-porous surface, without marring. A flip of the lever releases the base. Accepts all 5/8" stems into base. Special head can tilt 45 degrees.



591-380-45	**$ 31.99**

TRAY BASE MOUNT (312)

Designed for the low profile, and standard base. This is a very stable work platform, yet is easily portable. Six individual trays are cast into base for holding of small parts. Tray mount is exceptionally stable and resists tipping. It has 6 non-marring, anti-skid base pads. Standard base attached with 3 screws included with base.

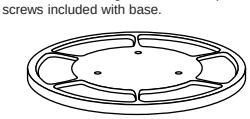

591-312	**$ 19.99**

IDC BENCH ASSEMBLY PRESS (505)

A rugged, practical installation tool designed for low volume, mass termination of various IDC connectors on flat (ribbon) cable. Interchangeable base plates accommodate a broad range of IDC connectors, and are capable of mass terminating up to 64 conductor cable in seconds without wire stripping or soldering

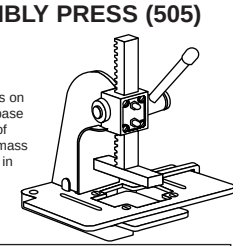

591-505	**$ 166.99**

IDC BENCH ASSEMBLY PRESS ACCESSORIES (Use with Mouser Stock No. 591-505)

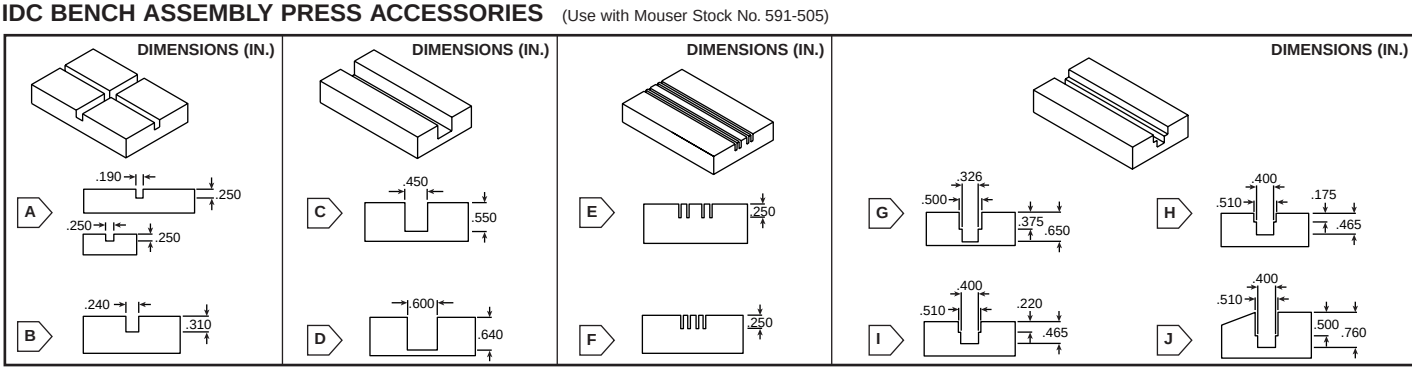

MOUSER STOCK NO.	Fig.	Description	Price Each
591-510	A	For female socket transition connectors. Fits: Ansley, Amphenol/Spectra Strip, 3M/AP Products, Alpha, Augat, Souriau	**26.99**
591-510A	B	For female socket transition connectors. Fits: Belden	**26.99**
591-511	C	For card edge connectors. Fits: Ansley, 3M/AP Products, Alpha	**26.99**
591-511A	D	For delta type connectors. Fits 3M/AP Products	**26.99**
591-512	E	For standard DIP plugs. Fits: all makes either .100" x .300" or .100" x .600" (industry standard sizes)	**26.99**

MOUSER STOCK NO.	Fig.	Description	Price Each
591-512A	F	For miniature DIP Plugs. Fits: all makes .100" x .100" (industry standard)	**26.99**
591-513	G	For D-sub connectors. Fits: Ansley, Alpha	**26.99**
591-513A	H	For D-sub connectors. Fits: 3M/AP Products #925140-25-R male, 3M/AP Products #925145-25-R Female, AMP RS232 male and female	**26.99**
591-513B	I	For D-sub connectors. Fits: H & T	**26.99**
591-513C	J	For D-sub connectors. Fits: Belden	**26.99**

Tools

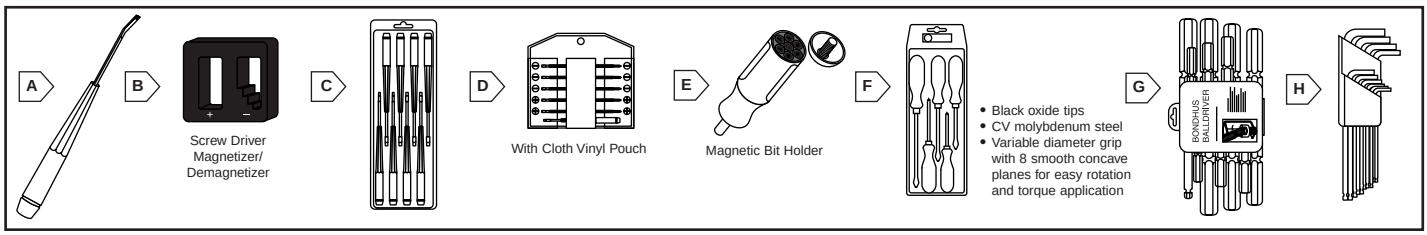

PRECISION CHIP LIFTER- Wiha BRAND

Made in Germany

Features:

- Blade: Chrome-vanadium-molybdenum-steel, hardened, chrome-plated
- Handle: Slender, high quality plastic, impact resistant, black, cadmium free.

MOUSER STOCK NO.	Fig.	Description	Price Each	
			1	5
596-26810	A	Lifts off tight parts on printed circuit boards	7.30	6.21

MAGNETIZER/DEMAGNETIZER- Wiha BRAND

Made in Germany

596-40010	B	Housed in shatter proof ABS plastic	8.90	7.57

PRECISION TOOL SETS- Wiha BRAND

Made in Germany

8 Piece Nutdriver Sets

MOUSER STOCK NO.	Fig.	Contains	Price Each	
			1	5
596-26590	C	60mm Metric nutdrivers: 2.5mm, 3.0mm, 3.5mm, 4.0mm, 4.5mm, 5.0mm, 5.5mm, 6.0mm	59.30	50.41
596-26591	C	60mm Imperial nutdrivers: 3/32", 7/64", 1/8", 9/64", 5/32", 3/16", 7/32", 1/4"	58.90	50.07

Hexdriver Sets

596-26390	C	7 Piece metric hexdrivers: .71 x 40mm, .89 x 40mm, 1.3 x 40mm, 1.5 x 50mm, 2.0 x 50mm, 2.5 x 60mm, 3.0 x 60mm	29.70	25.25
596-26391	C	8 Piece imperial hexdrivers: .028" x 40mm, .035" x 40mm, .050" x 40mm, 1/16" x 50mm, 5/64" x 50mm, 3/32" x 60mm, 7/64" x 60mm, 1/8" x 60mm	33.20	28.22

Torx® Driver Set

596-26790	C	T6, T7, T8, T9, T10, and T15 with case	36.20	30.77

Screwdriver Sets

MOUSER STOCK NO.	Fig.	Contains	Price Each	
			1	5
596-26090	C	Slotted: 1/16", 5/64", 3/32", 1/8", 9/64", & 5/32"	25.40	21.59
596-26190	C	Slot/phil: 1/16", 5/64", 3/32", 1/8", #00, #0 & #1	29.98	25.48
596-26990	D	Handle and 3 reversible tips: 2mm x #00, 3mm x #0, 4mm x #1	30.30	25.76
596-26991	D	Handle and 5 reversible tips: 1.5 x 3mm, 2 x 3.5mm, 2.5 x 4mm, #000 x #00, #0 x #1	49.10	41.74

PRECISION TOOL SETS- Wiha BRAND (cont.)

Made in Germany

1/4" Magnetic Bit Holder Set • Insulated blade for safety

MOUSER STOCK NO.	Fig.	Contains	Price Each	
			1	5
596-38006	E	Insulated magnetic bit holder with 1/4" drive. Bits 1", 3/16", 1/4", 5/16", #1, #2, and #3	17.80	15.13

Mechanics' Power Handle™ Screwdriver Set

596-30892	F	Slotted, 7/32" x 4", 1/4" x 5", 3/8" x 7" Phillips, #1 x 3" and #2 x 4"	39.00	33.15

BONDHUS® TOOL SETS

Balldriver® Hexdriver Sets • Industrial quality hardened blades

MOUSER STOCK NO.	Fig.	Contains	Price Each	
			1	5
596-10632	G	8 piece set includes: .050", 1/16", 5/64", 3/32", 7/64", 1/8", 9/64", 5/32"	16.15	13.73
596-10637	G	13 piece set includes: .050", 1/16", 5/64", 3/32", 7/64", 1/8", 9/64", 5/32", 3/16", 7/32", 1/4", 5/16", 3/8"	41.13	34.96
596-10687	G	7 piece set includes: 1.5mm, 2mm, 2.5mm, 3mm, 4mm, 5mm, 6mm	15.53	13.20
596-10699	G	9 piece set includes: 1.5mm, 2mm, 2.5mm, 3mm, 4mm, 5mm, 6mm, 8mm, 10mm	33.05	28.09

Balldriver® L-Wrench Sets • Industrial quality hardened blades

MOUSER STOCK NO.	Fig.	Contains	Price Each	
			1	5
596-10932	H	8 piece set includes: .050", 1/6", 5/64", 3/32", 7/64", 1/8", 9/64", 5/32"	7.99	6.79
596-10938	H	10 piece set includes: 1/16", 5/64", 3/32", 7/64", 1/8", 9/64", 5/32", 3/16", 7/32", 1/4"	10.95	9.31
596-10936	H	12 piece set includes: .050", 1/6", 5/64", 3/32", 7/64", 1/8", 9/64", 5/32", 3/16", 7/32", 1/4", 5/16"	13.90	11.82
596-10937	H	13 piece set includes: .050", 1/6", 5/64", 3/32", 7/64", 1/8", 9/64", 5/32", 3/16", 7/32", 1/4", 5/16", 3/8"	17.72	15.06
596-10946	H	6 piece set includes: 1.5mm, 2mm, 2.5mm, 3mm, 4mm, 5mm	5.99	5.09
596-10999	H	9 piece set includes: 1.5mm, 2mm, 2.5mm, 3mm, 4mm, 5mm, 6mm, 8mm, 10mm	14.74	12.53

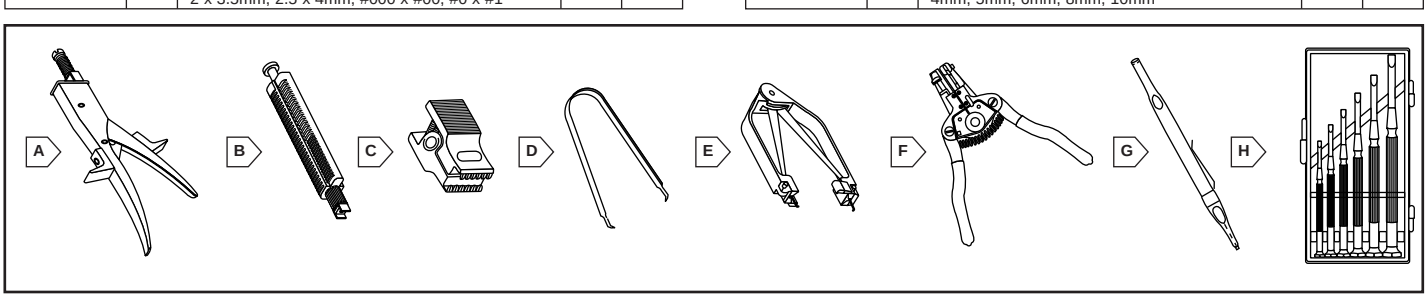

DELUXE NIBBLING TOOL

MOUSER STOCK NO.	Fig.	Description	Price Each
524-806	A	Nibbler with spring operated stripper	15.46

ANTI-STATIC IC INSERTION TOOLS

524-12-4108	B	8 pin insertion tool	10.45
524-12-4116	B	14 - 16 pin insertion tool	10.45
524-12-4120	B	18 - 20 pin insertion tool	10.38
524-12-4122	B	22 pin insertion tool	13.32
524-12-4128	B	24 - 28 pin insertion tool	13.32
524-12-4140	B	36 - 40 pin insertion tool	13.32

IC EXTRACTOR TOOLS

38IC565	C	Spring action clip extractor for use up to 16 pin	3.41
524-9227	D	IC spring steel extractor	3.22

PLASTIC LEADED CHIP CARRIER (PLCC) REMOVAL TOOL

MOUSER STOCK NO.	Fig.	Description	Price Each
381-1000	E	PLCC removal tool, anti-static	13.50

STANDARD WIRE STRIPPERS

524-766	F	12 - 20 AWG stripper	18.04
524-766-A	F	14 - 30 AWG stripper	19.25

Spectrol TRIMMER POTENTIOMETER ADJUSTMENT TOOL

594-8T000	G	Glass filled nylon body, stainless steel blades	1.00

PRECISION SCREWDRIVER SET

• Sizes (mm): .8, 1.4, 2.0, 2.4, 2.9, 3.8

38TS100	H	6 piece slotted set with clear-view plastic case	12.91

Tools

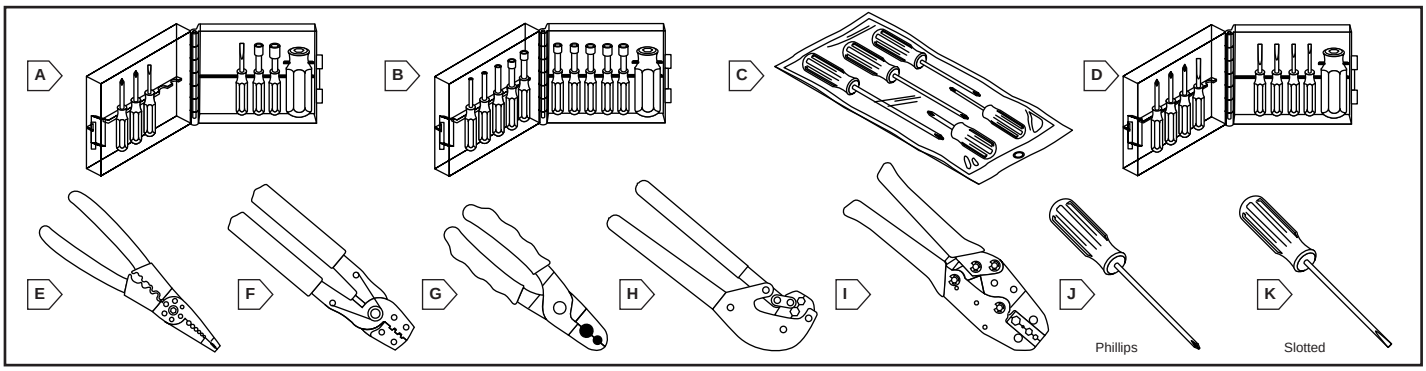

Xcelite® SCREWDRIVER AND NUTDRIVER SET

MOUSER STOCK NO.	Fig.	Contains	Price Each 1	Price Each 3
578-PS7	A	2 nutdrivers 1/4" and 5/16", 2 slotted and 2 phillips screwdrivers, 3/16", 3/32"	18.18	17.57

Xcelite® NUTDRIVER SETS

578-PS120	B	10 nutdrivers 3/32" - 3/8"	29.39	28.41
578-PS121MM	B	10 nutdrivers 3mm - 10mm	36.24	35.03
578-HS6-18	B	10 hollow shaft nutdrivers 3/16" - 9/16"	49.74	48.08

Xcelite® SCREWDRIVER SETS

578-SDX-22	C	5 phillips screwdrivers, 1/8", 3/16", 1/4", 5/16" stubby	21.81	21.08
578-SDR-11	C	5 slotted screwdrivers, 1/8", 5/32", 3/16", 1/4", 5/16"	20.04	19.37
578-PS88	D	5 slotted, 3 phillips, and torque handle	23.28	22.50

Xcelite® WIRE STRIPPER AND CUTTER

MOUSER STOCK NO.	Fig.	Description	Price Each
578-104CG	E	Cutter, stripper, crimper, and bolt cutter	23.75

D-SUB CRIMPING TOOL

556-WS26	F	Crimps all loose, crimp type D-sub connectors	9.79

F CONNECTOR STANDARD CRIMPING TOOL

556-WS17	G	Ferrule tool for RG-59/U and RG-58/U coaxial cable	4.39

F CONNECTOR PROFESSIONAL HEX CRIMP TOOLS

MOUSER STOCK NO.	Fig.	Description	Price Each
556-WS25	H	Crimp tool for RG-59/U and RG-6/U coaxial cable	17.50
556-WS27	H	Crimp tool for RG-58/U and RG-59/U coaxial cable	17.50

F CONNECTOR FULL CYCLE RATCHET CRIMP TOOLS

556-WS28	I	For RG-58/U and RG-59/U cable plus 1/16" pin	24.95
556-WS28D2	I	Interchangeable die for coax cables: RG-174/U, RG-58/U, and RG-6/U	10.99

Xcelite® PHILLIPS HEAD, ROUND BLADE SCREWDRIVERS

MOUSER STOCK NO.	Fig.	Point Size	Blade Dia. (In.)	Blade Length (In.)	Total Length (In.)	Price Each
578-X100	J	0	1/8	2	4 5/8	2.64
578-X101	J	1	3/16	3	6 5/8	3.51
578-X108	J	1	3/16	6	9 5/8	4.61
578-X102	J	2	1/4	4	8 1/8	4.70

Xcelite® SLOTTED SCREW, ROUND BLADE SCREWDRIVERS

MOUSER STOCK NO.	Fig.	Blade Dia. (In.)	Handle Length (In.)	Blade Length (In.)	Total Length (In.)	Price Each
578-R184	K	1/8	2 5/8	4	6 5/8	2.81
578-R186	K	1/8	2 5/8	6	8 5/8	3.03
578-R3163	K	3/16	3 5/8	3	6 5/8	3.53
578-R3164	K	3/16	3 5/8	4	7 1/8	4.07

Xcelite® CLIP-STYLE POCKET SCREWDRIVERS

✻ Slotted ✻✻ Phillips

✻	578-R181	K	1/8	2 1/4	2	4 1/4	1.77
✻✻	578-P12S	J	0	2 1/4	2	4 1/4	2.37

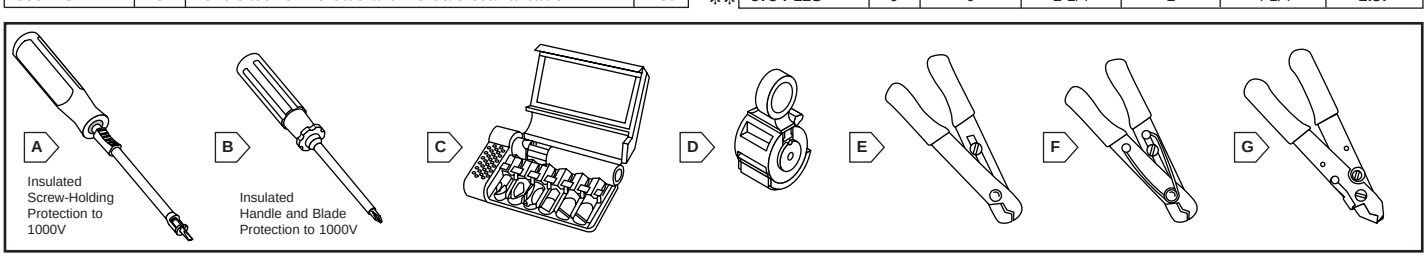

GREENLEE® SUPER TRI-GRIP INSULATED SCREW-HOLDING SCREWDRIVERS

MOUSER STOCK NO.	Fig.	Tip Type	Tip Size (In.)	Blade Length (In.)	Price Each
586-47609	A	Slotted	1/8	4	13.25
586-47610	A	Slotted	5/32	5	16.25
586-47611	A	Slotted	3/16	6	18.25
586-47612	A	Slotted	1/4	7	21.50
586-47613	A	Phillips	#0	4	15.95
586-47614	A	Phillips	#1	6	19.25
586-47615	A	Phillips	#2	7	22.00

FULLY INSULATED HIGH VOLTAGE SCREWDRIVERS

MOUSER STOCK NO.	Fig.	Tip Type	Tip Size (In.)	Blade Length (In.)	Price Each
382-8001	B	Phillips	#1	6.6	4.45
382-8002	B	Phillips	#2	8.1	5.25
382-8003	B	Phillips	#3	10.6	7.49
382-8005	B	Slotted	7/32	6.6	4.25
382-8006	B	Slotted	15/64	8.1	4.95
382-8008	B	Slotted	5/16	10.6	6.95

GREENLEE® KWIK-BITS™ BIT BOX SCREWDRIVER SET

MOUSER STOCK NO.	Fig.	Contains	Price Each
586-47819	C	3 slotted bits 5/32", 7/32", 1/4", 3 phillips bits #1, #2, #3, and 1 magnetic chuck	15.25

GREENLEE® COAX 1 SERIES STRIPPERS

MOUSER STOCK NO.	Fig.	Description	For Coax	Price Each
586-46700	D	Preset for a 3-level strip, adjustable for single or 2-level strip	RG 58	39.00

WIRE STRIPPERS AND CUTTERS

MOUSER STOCK NO.	Fig.	Description	Price Each 1	Price Each 5
5876-100	E	Screw adjustment without spring, 5"	3.19	2.99
5876-101S	F	Screw adjustment with spring, 5"	3.91	3.67
5876-103S	G	Cam adjustment with spring, 5-5/16"	5.03	4.72

Tools

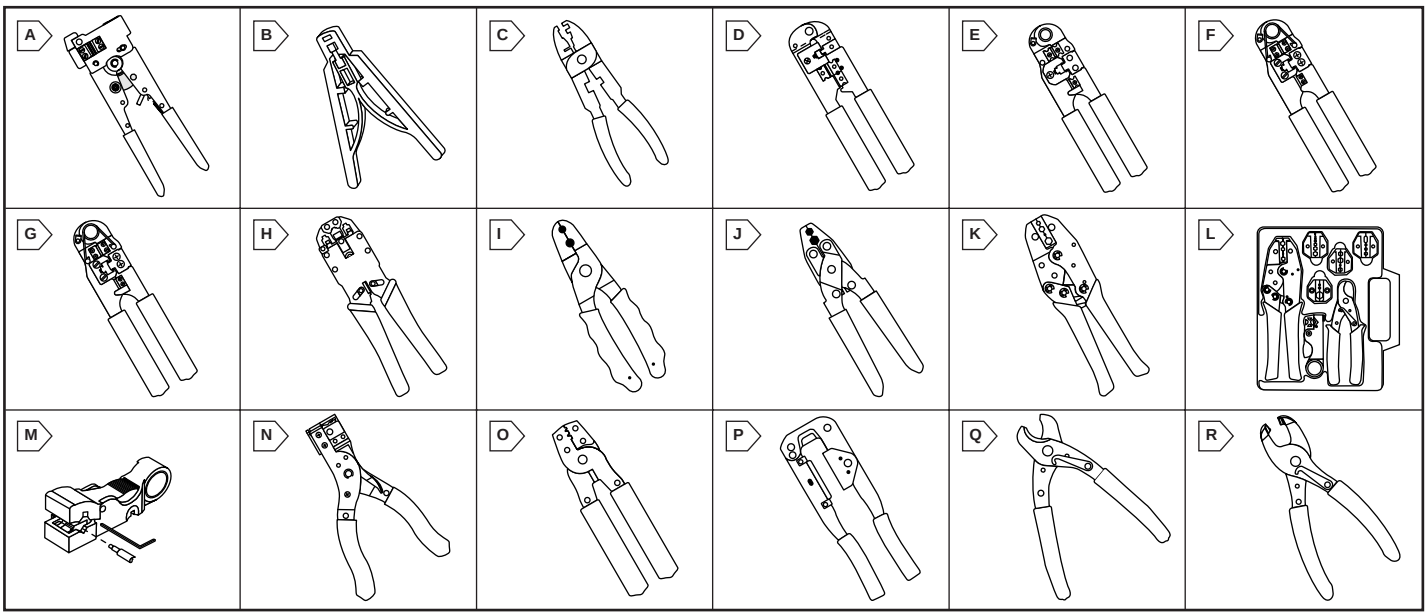

AMP MODULAR CRIMPING TOOLS

"Category 5" High Performance Crimp Tool

- Cuts, strips, and terminates cable
- All plug sizes, except 10-position, are accommodated using interchangeable die sets

MOUSER STOCK NO.	Fig.	Description	Price Each
571-32316520	A	8-position modular crimp tool with die	108.95

Economy Hand Tool

- Strips and terminates cable
- Light weight

571-2316481	B	For 2, 4, and 6-position plugs	24.95
571-2316491	B	For 4-position handset plugs	24.95

Super Champ Hand Tool

- Separate nests for terminating wires and engaging the insulation strain relief

571-1897101	C	2, 4, 6, & 8-position line; long and keyed modular plugs	29.95

Professional Hand Tools with Die Set

- Cuts, strips, and terminates cable
- All plug sizes, except 10-position, are accommodated using interchangeable die sets

571-22316521	A	For 8-position line	108.95
571-22316523	A	For 4-position handset	108.95
571-22316526	A	For 6-position offset-latch	108.95
571-22316527	A	For 6-position long body	108.95
571-22316528	A	For 4, 6-position line	108.95

Die Set Only for Professional Hand Tool

MOUSER STOCK NO.	Description	Price Each
571-8534001	8-position line	36.00
571-8534003	4-position handset	36.00
571-8534006	6-position offset-latch	36.00
571-8534007	6-position long body	36.00
571-8534008	4,6-position line	36.00

Professional Hand Tool Kits

MOUSER STOCK NO.	Description	Price Each
571-12316660	4, 6, 8-position die sets, set of replacement strip blades and small screwdriver	168.95
571-12316661	4-position handset, 4, 6, and 8-position die sets, set of replacement strip blades and small screwdriver	201.50
571-2316625	(1) set of strip blades	4.95

MODULAR CRIMPING TOOLS

Economy 3-Way Modular Crimping Tools

- Cuts, strips, and crimps
- Hardened steel frame
- Black oxide finish
- Lightweight and durable

MOUSER STOCK NO.	Fig.	Description	Price Each
382-2194	D	For 4P4C and 4P2C plugs	16.43
382-2196	D	For 6P6C, 6P4C, & 6P2C plugs	16.43
382-2198	D	For 8P8C modular plugs	17.89

3-Way Modular Crimping Tools

- Deluxe types with Safe Guide and closed lock for storage
- Cuts, strips, and crimps
- Hardened steel frame
- Black oxide finish
- Lightweight and durable

MOUSER STOCK NO.	Fig.	Description	Price Each
382-2094C	E	For 4P4C and 4P2C plugs	17.76
382-2096C	E	For 6P6C, 6P4C, & 6P2C plugs	19.38
382-210C	F	For 8P8C modular plugs	21.48
382-2092C	G	For 10P10C modular plugs	34.10

Replacement Blades

MOUSER STOCK NO.	Fits	Price Each
382-20961	382-2194, 382-2196, 382-2198, 382-2094C, and 382-2096C	3.72

Professional Modular Crimping Tool

8" professional modular crimping tool cuts, strips, and crimps the more popular modular plugs. This tool is designed for crimping 8P8C, 6P6C, 6P4C, 6P2C, 4P4C, and 4P2C modular plugs with stranded flat wire.

MOUSER STOCK NO.	Fig.	Description	Price Each
382-2008	H	For 4, 6, and 8-position plugs	99.95

"F" CRIMPING TOOLS

Economy "F" Crimping Tools

MOUSER STOCK NO.	Fig.	Description	Price Each
382-0058	I	For RG-58/U	3.44
382-0059	I	For RG-59/U	3.29

Parallel Action "F" Crimping Tool

MOUSER STOCK NO.	Fig.	Description	Price Each
382-0242	J	9" deluxe hex type for RG59 and aluminax RG6	8.55

COAX CRIMPING TOOL

- Crimps: RG6, 59, 62, 140, 210, Belden 8279, 55, 58, 141, 142, 223, 303, 400, fiber optic

MOUSER STOCK NO.	Fig.	Description	Price Each
382-301C	K	Ratchet hex tool for F, FNC, TNC, N, Teflon, Thinnet-PVC, and Fiber Optic connectors	36.89
382-0330	L	Coax tool kit, includes: (1 ea.) 382-301C Heavy Duty Professional Hex Crimp Tool, assortment of dies to work with the following types of coaxial cable: RG6, 8, 8X, 9, 11, 55, 58, 59, 62, 87A, 122, 140, 141, 142, 149, 165, 174, 178, 179, 180, 187, 188, 195, 210, 213, 214, 216, 223, 225, 303, 316, 400, Fiber Optic, Belden types 8218, 8279, and 9913, Coax stripper that works with RG58, 59, 62, 6, and 3C2V cable, Heavy duty 6-1/2" cable cutter that works with .16" to .413" cable	89.95

ROTARY CABLE STRIPPERS

- 3 blade models
- No replacement cassettes needed
- Comes with allen wrench adjustment tool

382-312A	M	Preset for stripping RG59/62/6	21.76
382-312B	M	Preset for stripping RG58/59/62	21.76

CABLE TIE TOOL

- Accepts cable ties up to .07" thick
- Steel

382-2081	N	6-1/2" long, black oxide finish	12.40

D-SUB CRIMP TOOL

382-0213	O	For computer pins and sockets D-sub 20-28 AWG wire	18.48

IDC CRIMPING PLIERS

- Easy to assemble flat cable onto IDC type connectors
- Crimping distance for connectors height from .236" to 1.06"

382-0214	P	9-1/2" long, steel frame	18.15

CABLE CUTTER

- Hardened carbon steel
- Curved blade cuts wire .016" to .413"

382-0206	Q	6-1/2" long, black oxide finish	8.37

STRAIN RELIEF AND FITTING PLIER

- Bushing capacity up to 3/4" diameter
- For STP-1 and STP-2 wire

382-0205	R	6.8" long, steel material, and black oxide finish	10.23

Electronic Pliers

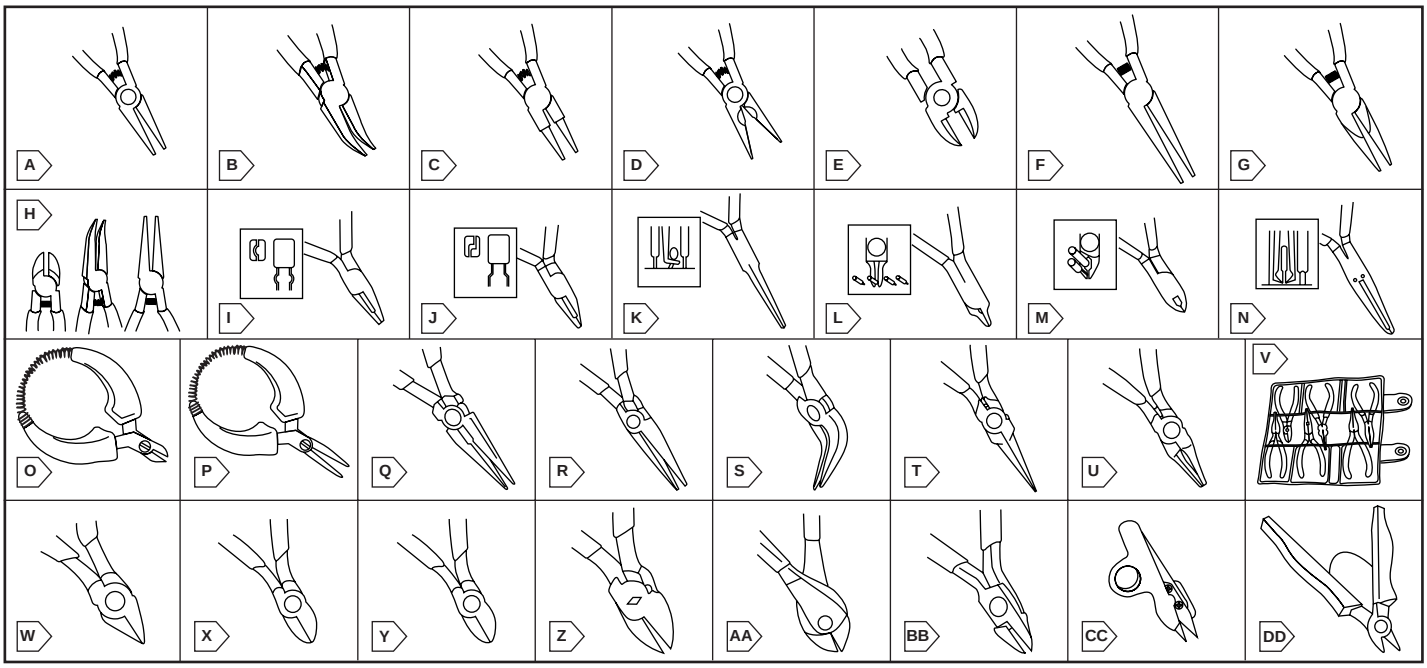

MINIATURE PLIERS

Ideal for precise PCB work. Recommended for cutting copper and soft lead wires. Return spring, durable box joint and smooth insulated grips. Long nose pliers have serrated tips with smooth inside jaw.

MOUSER STOCK NO.	Fig.	Description	Price Each
382-0152	A	4" flat nose pliers	5.81
382-0153	B	4" bent nose plier, 45° slant	5.81
382-0154	C	4" straight nose internal pliers	5.81
382-0155	D	4" long nose with side cutter and serrated tip	5.50
382-0300	E	4 1/2" side cutter, flush cut	5.45
382-0302	F	5" flat nose plier with smooth jaws	5.45
382-0305	G	4 1/2" long nose without cutter, serrated tip	5.45
382-0704	H	3 pc. plier set incl. 5" long nose, 4 1/2" side cutter, 5" bent nose	15.74

PC BOARD "DREAM" TOOLS

Small, lightweight pliers. Designed primarily for holding, bending, and cutting fine wires in electronic, radio, TV, and electrical work.

• Take a look at what these pliers can do

MOUSER STOCK NO.	Fig.	Size (In.)	Description	Price Each
383-1001	I	4 1/2	Lead Forming, forms strain reliefs in component leads and indents in leads to hold components during wave soldering.	24.09
383-1002	J	4 1/2	Lead Bending, for adjusting lead spacing on small components.	24.09
383-1003	K	5 1/2	Bent Nose, manipulates and dresses components in tight spaces.	23.71
383-1004	L	5	Nippers, very narrow cutting head for cutting in close spaces.	25.41
383-1005	M	5	Tip Cutters, cutting tool for those crowded, inconvenient areas.	25.41
383-1006	N	5 1/4	End Cutting Nippers, "Top down" cutting for high density areas.	27.10

PALM GRIP SERIES

- Precision, rust proof stainless steel
- Spring loaded with minimal travel
- Good for: PC boards, setting precise and small parts, assembling plastic hobby models, cutting small wires, fishing, and hundreds of other tasks

MOUSER STOCK NO.	Fig.	Color	Description	Price Each
382-1017	O	Red	Flush cutter	14.87
382-1018	P	Blue	Flat nose pliers (serrated)	14.87
382-1019	- -	Tan	Flat nose pliers	14.87
382-1020	- -	Yellow	Round nose pliers	14.87
382-1021	- -	Green	Needle nose pliers	14.87
382-1022	- -	Orange	Curved nose pliers	14.87

Diamond®/Xcelite® PLIERS

Models with an asterisk (✻) have unique corrosion proof Copaloy® copper alloy rivet joints. They act like precision bearings to eliminate steel-on-steel friction and maintain perfect alignment of tips and cutting edges. All Copaloy® pliers come with coil springs. All models below have green plastic handles.

For quantities greater than listed, call for quote.

	MOUSER STOCK NO.	Fig.	Size (In.)	Description	Price Each
✻	578-SN54	Q	4 7/8	Long nose with side cutter, finely scored jaws	14.53
✻	578-SN55	Q	5 13/16	Long nose with side cutter, finely scored jaws	14.52
✻	578-L4	R	4	Long nose subminiature, very fine point	11.78
	578-LN56P	R	6 3/4	Long nose diamond scored jaws for extra grip. For radio and telephone workers	10.89
✻	578-LN54	R	4 7/8	Long nose finely scored jaws	12.93
✻	578-LN55	R	6	Long nose finely scored jaws	13.29
✻	578-CN54	S	4 9/16	Long curved nose (Approx 60°), smooth jaws	14.54
✻	578-NN54	T	4 7/8	Needle nose finely scored jaws	15.24
✻	578-NN54-1	T	4 7/8	Needle nose smooth jaws, slightly rounded edges	15.32
✻	578-RN54	U	4 9/16	Round nose smooth jaws, for forming loops in wire	13.89
✻	578-C1	V	- - -	Includes MS54, SN54, LN54, NN54, plus 4" traverse end cutter, 4" flat nose pliers & leather pouch w/ brass snaps	91.77
✻	578-MS54-5	W	4 1/8	Flush cutting straight cutter, 7/16" cutting blade	12.59
✻	578-MS54-7	X	4 1/8	Flush cutter, 7/16" cutting blade	13.32
✻	578-MS54	Y	4 1/8	Diagonal cutting general purpose, 7/16" cutting blade	11.82
	578-S54P	Z	4 1/2	Diagonal cutting general purpose, 5/8" cutting blade	13.13
	578-S55P	Z	5 1/16	Diagonal cutting general purpose, 3/4" cutting blade	12.78
	578-SS57P	AA	7 1/8	Diagonal cutting heavy duty 25/32" cutting blade	12.63
✻	578-MS54-3	BB	4 1/8	Diagonal cutting thin flush cutter, ground down on back side	13.44

COOPER Cooper Tools SPEED CUTTER

For quantities greater than listed, call for quote.

MOUSER STOCK NO.	Fig.	Size (In.)	Description	Price Each
578-1570B	CC	- - -	Versatile, 4-3/4" light-weight cutter with stainless steel replaceable blades. Heavy duty contoured frame	6.76

GC ELECTRONICS CLIP AND GRIP FLUSH CUTTER

For quantities greater than listed, call for quote.

MOUSER STOCK NO.	Fig.	Size (In.)	Description	Price Each
524-12-504	DD	- - -	Forged alloy steel cutters for wire up to .047" dia. (18 AWG). Retainer holds clipped ends	20.93

Crescent® TOOLZALL™ MULTI-PURPOSE TOOL

NEW THIS ISSUE

Features:

- Consists of 12 of the most popular tools available
- Built from stainless steel for longer life
- Ideal for the professional and handyman
- Adjustable/replaceable tool components
- Limited lifetime warranty
- Built in USA by Crescent®

ToolZall™ Pro

MOUSER STOCK NO.	Description	Price Each 1	Price Each 6
578-TZ2V	Needle nose/regular pliers, 2 flathead screwdrivers, phillips screwdriver, metric/english ruler, wood/metal file, 2 knife blades, can/bottle opener, wire cutter, lanyard ring	53.76	50.40

EC1002 AND EC2002 SOLDERING STATIONS AND TIPS

Features:
- Electrostatic dissipative
- Stand may be positioned left or right of unit, or remotely
- Stand has water reservoir and tip storage
- Made in USA

Specifications:
- Temperature range: 350°F to 850°F
- Readout: EC1002 - dial calibrated in 10°F steps
  EC2002 - LED readout in 1°F steps
- Weight: 3 3/4 lbs.

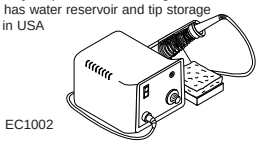
EC1002

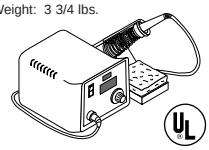
EC2002

MIL-B18705

MEETS MIL SPECS

EC1002 and EC2002 Stations with 40W or 20W Irons

For quantities greater than listed, call for quote.

MOUSER STOCK NO.	Description	Price Each
578-EC10021	EC1002 station / EC1201A (40W) iron / ETA tip / stand	232.14
578-EC10022	EC1002 station / EC1302A (20W) iron / EPH101 tip / stand	232.14
578-EC20021	EC2002 station / EC1201A (40W) iron / ETA tip / stand	317.79
578-EC20022	EC2002 station / EC1302A (20W) iron / EPH101 tip / stand	309.14

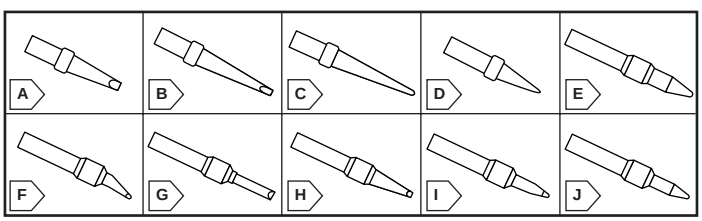

ET Series Tips for EC1201A (40W) Iron

For quantities greater than listed, call for quote.

MOUSER STOCK NO.	Fig.	Description	Size (In.)	Reach (In.)	Price Each 1	10	20
578-ETA	A	Screwdriver tip	.06	.62	5.10	4.93	4.52
578-ETB	A	Screwdriver tip	.09	.62	5.10	4.93	4.52
578-ETC	A	Screwdriver tip	.12	.62	5.10	4.93	4.52
578-ETD	A	Screwdriver tip	.18	.75	5.10	4.93	4.52
578-ETH	A	Screwdriver tip	.03	.62	5.10	4.93	4.52
578-ETK	B	Long screwdriver	.04	1.00	5.10	4.93	4.52
578-ETO	C	Long conical tip	.03	1.00	5.10	4.93	4.52
578-ETS	C	Long conical tip	.01	1.00	5.10	4.93	4.52
578-ETP	D	Conical tip	.03	.62	5.10	4.93	4.52

EPH Series Tips for EC1302A (20W) Iron

For quantities greater than listed, call for quote.

578-EPH101	E	Micropoint tip	.01	.43	5.34	5.16	4.74
578-EPH102	F	Bent conical tip	.03	.43	5.34	5.16	4.74
578-EPH106	G	Screwdriver tip	.06	.43	5.34	5.16	4.74
578-EPH107	H	Chisel tip	.07	.43	5.34	5.16	4.74
578-EPH109	I	Conical tip	.03	.43	5.34	5.16	4.74
578-EPH110	J	Conical tip	.06	.43	5.34	5.16	4.74

WP25 AND WP35 SOLDERING IRONS AND TIPS

WP25 and WP35 Soldering Irons

For quantities greater than listed, call for quote.

MOUSER STOCK NO.	Description	Price Each 1	6
578-WP25	25W iron with ST-3 tip	31.11	30.07
578-WP35	35W iron with ST-3 tip	39.15	37.85

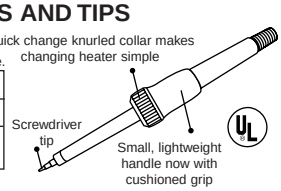

Soldering Tool Stands

578-PH25	For WP25 iron	14.37	13.89
578-PH60	For WP35 iron	18.65	18.02

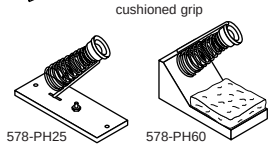
578-PH25 578-PH60

Replacement Heaters Includes knurled collar

578-HE25	25W for WP25 iron	13.47	13.02
578-HE35	35W for WP35 iron	19.86	19.20

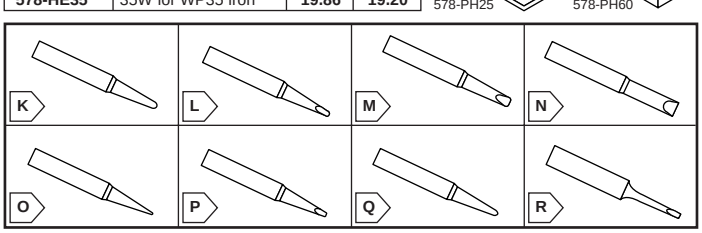

ST Series Tips For WP25P and WP35P Irons

For quantities greater than listed, call for quote.

MOUSER STOCK NO.	Fig.	Description	Size (In.)	Reach (In.)	Price Each 1	10	20
578-ST-1	K	Screwdriver tip	.06	.75	4.79	4.63	4.24
578-ST-2	L	Screwdriver tip	.09	.75	4.79	4.63	4.24
578-ST-3	M	Screwdriver tip	.12	.75	4.79	4.63	4.24
578-ST-4	N	Screwdriver tip	.18	.75	4.79	4.63	4.24
578-ST-5	O	Single flat tip	.03	.75	4.79	4.63	4.24
578-ST-6	P	Screwdriver tip	.03	.75	4.79	4.63	4.24
578-ST-7	Q	Conical tip	.03	.75	4.79	4.63	4.24
578-ST-8	R	Narrow SD tip	.06	.75	4.79	4.63	4.24

WTCPT SOLDERING STATION AND TIPS

Features:
- Special "closed loop" method of controlling maximum tip temperature
- PT series soldering tips come in a variety of shapes and sizes in three temperature ranges

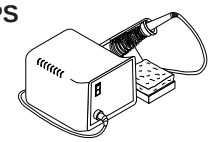

WTCPT Station with 42W Iron

For quantities greater than listed, call for quote.

MOUSER STOCK NO.	Description	Price Each
578-WTCPT	WTCPT station / TC201T (42W) iron / PTA7 tip / stand	131.31

Replacement Parts (not illustrated)

For quantities greater than listed, call for quote.

578-EC234	Heater assembly for TC201T Iron used with WTCPT station	13.80
578-BA60	Barrel Nut assembly for TC201T Iron used with WTCPT station	5.03

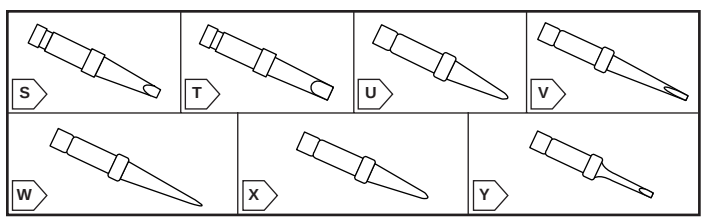

PT Series Tips for TC201T (42W) Iron

For quantities greater than listed, call for quote.

MOUSER STOCK NO.	Fig.	Description	Size (In.)	Reach (In.)	Temp Rating	Price Each 1	10	20
578-PTA6	S	Screwdriver tip	.06	.62	600°F	5.40	5.22	4.79
578-PTA7	S	Screwdriver tip	.06	.62	700°F	5.40	5.22	4.79
578-PTA8	S	Screwdriver tip	.06	.62	800°F	5.40	5.22	4.79
578-PTD6	T	Screwdriver tip	.18	.75	600°F	5.40	5.22	4.79
578-PTD7	T	Screwdriver tip	.18	.75	700°F	5.40	5.22	4.79
578-PTD8	T	Screwdriver tip	.18	.75	800°F	5.40	5.22	4.79
578-PTH7	U	Screwdriver tip	.03	.62	700°F	5.40	5.22	4.79
578-PTK7	V	Screwdriver tip	.04	1.00	700°F	5.40	5.22	4.79
578-PTO7	W	Long conical tip	.03	1.00	700°F	5.40	5.22	4.79
578-PTO8	W	Long conical tip	.03	1.00	800°F	5.40	5.22	4.79
578-PTP7	X	Conical tip	.03	.62	700°F	5.40	5.22	4.79
578-PTP8	X	Conical tip	.03	.62	800°F	5.40	5.22	4.79
578-PTR7	Y	Narrow screwdriver	.06	.62	700°F	5.40	5.22	4.79
578-PTR8	Y	Narrow screwdriver	.06	.62	800°F	5.40	5.22	4.79
578-PTS7	W	Long conical tip	.01	1.00	700°F	5.40	5.22	4.79
578-PTS8	W	Long conical tip	.01	1.00	800°F	5.40	5.22	4.79

MARKSMAN® SOLDERING IRONS AND TIPS

Marksman® Soldering Irons

For quantities greater than listed, call for quote.

MOUSER STOCK NO.	Description	Price Each
578-SP23	25W iron with .125" pencil tip	11.60
578-SP40	40W iron with .250" chisel tip	15.50

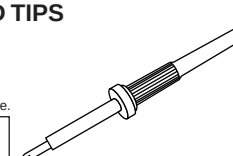

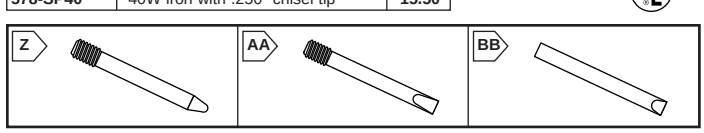

MT Series Tips For Marksman® Irons

MOUSER STOCK NO.	Fig.	Description	Price Per Package of 2 1	6	12
578-MT-1	Z	.12" cone tip	3.44	3.32	3.05
578-MT-2	AA	.12" screwdriver tip	3.44	3.32	3.05
578-MT-10	BB	.25" chisel tip	6.29	6.08	5.57

REPLACEMENT SPONGE

For all soldering stations and 578-PH60 stand

For quantities greater than listed, call for quote.

MOUSER STOCK NO.	Price Each 1	10
578-EC205	1.47	1.42

ELECTRONIC TOOL KIT

MOUSER STOCK NO.	Kit Contains	Price Each 1	6
578-250K	WP25 iron, 2 tips, soldering aid tool, .40 oz. rosin-core solder, 4" long nose pliers, diagonal cutter, wire stripper, 1/4" nutdriver, slotted screwdriver, #1 Phillips head screwdriver	88.95	85.99

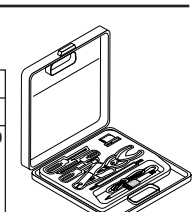

Soldering Tools

Weller® PORTASOL® CORDLESS SOLDERING TOOLS

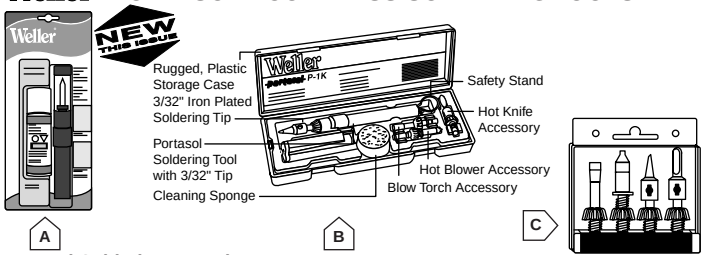

Portasol Soldering Iron Kits

MOUSER STOCK NO.	Fig.	Kit Includes:	Price Each 1	Price Each 4
578-C1CFB	A	Portasol iron, chisel tip, and butane cylinder	20.94	20.24
578-P1KB	B	1 each: Portasol iron, 3/32" iron plated solder tip, cleaning sponge, blow torch, hot blower and hot knife accessory. Stored in a rugged plastic case.	51.63	49.90

Portasol Butane Refills

578-WB2	- -	Refill cartridges for Portasol cordless soldering iron	2.12	2.04

Portasol Tip Accessory Kit

			1	5
578-TB10	C	T1, T5, T6, and T7 in a durable case	33.83	32.70

Weller® PORTASOL TIPS

- T-1 to T-4 tips temperature range up to 850°F (450°C)
- T-5 blow torch temperature range up to 2372°F (1300°C)
- T-6 hot blower and T-7 hot knife temperature range up to 850°F (450°C)

Soldering tips and heat tool accessories converts iron into 4 different tools: solder iron, blow torch, hot blower and hot knife.

For quantities greater than listed, call for quote.

MOUSER STOCK NO.	Fig.	Description	Price Each 1	Price Each 5
578-T1	A	1/32" tip	8.70	8.41
578-T2	B	3/32" tip	8.70	8.41
578-T3	C	1/8" tip	8.70	8.41
578-T4	D	3/16" tip	8.70	8.41
578-T5	E	Blow torch tip	8.70	8.41
578-T6	F	Hot blower tip	8.70	8.41
578-T7	G	Hot knife tip	8.70	8.41

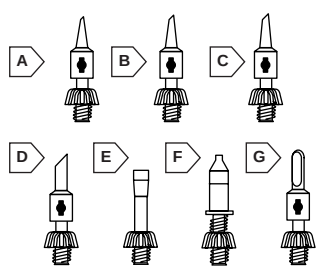

Weller® SOLDERING GUNS

- 120V 60Hz AC only
- 2-wire cord

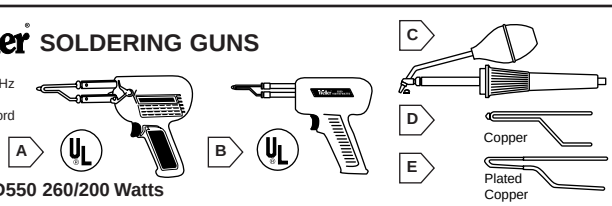

Model D550 260/200 Watts

- High output • Pistol-grip design • Twin lights illuminate work • Heavy gauge, high-efficiency copper tip

MOUSER STOCK NO.	Fig.	Description	Price Each 1	Price Each 6
578-D550	A	Trigger selection of heats	44.16	42.69

Model 8200 100/140 Watts

- High efficiency soldering tip of pure pre-tinned copper • Pistol-grip design • "Soldering Tips" booklet included

578-8200	B	Finger tip selection of high or low output	32.51	31.42

DS40 Desoldering / Repair Tool

- Valuable repair tool for servicing printed circuit boards and solid state electronics
- Allows components to be removed and replaced quickly with less chance of heat damage
- Complete unit includes 50w tool, vacuum bulb, desoldering assembly with DST4 tiplet

578-DS40	C	Desoldering / repair tool	73.56	Call

Replacement Tips

For quantities greater than listed, call for quote.

MOUSER STOCK NO.	Fig.	For Model #	Package Contains	Price Each 1	Price Each 6	Price Each 12
578-7250	D	D550	2 tips	3.77	3.64	3.34
578-8125	E	8200	2 tips	3.77	3.64	3.34

Replacement Housing Sets

MOUSER STOCK NO.	Description	Price Each
578-8200RH	For 578-8200 soldering gun	9.51

Replacement Tips for Soldering Guns

- Tin plated tips, made of copper

MOUSER STOCK NO.	Fig.	Description	Price Each 1	Price Each 6	Price Each 12
578-7135	D	Tip only-2 per card for 8200/9200K	3.77	3.64	3.34

ISO-TIP® TEMPERATURE ADJUSTABLE SOLDERING STATION

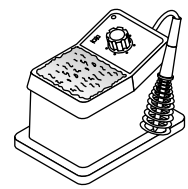

A perfect production tool for micro circuits and fine manufacturing with a pencil thin, molded nylon handle for improved accuracy and less operator fatigue.

- Compact, temperature adjustable 500° to 700°F
- Grounded tip to protect sensitive components
- Pencil thin handle for improved accuracy

MOUSER STOCK NO.	Price Each
557-7475	89.95

ISO-TIP® SOLDERING TIPS FOR MICROSOLDERING STATION

With these replacement tips, you can meet most production needs in miniature soldering applications. Simply pull the old (cooled) tip off and slide a new one on. Contact a customer service representative for additional tips.

- Nickel plated copper
- Solid nickel, gold end
- Easy installation
- Use with 557-7475

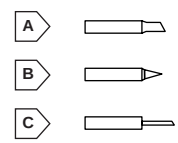

For quantities greater than listed, call for quote.

MOUSER STOCK NO.	Fig.	Type	Size (In.)	Price Each 1	Price Each 5
557-7253	A	Spade	3/32	4.90	4.65
557-7256	B	Cone	1/25	4.90	4.65
557-7258	C	Spade	1/25	4.90	4.65

ISO-TIP® 7904 "POWER PRO" CORDLESS SOLDERING IRON



High capacity cordless soldering iron using high efficiency tips, provides up to 30 minutes of continuous soldering time from a fully charged iron or intermittently over 200 solder joints.

- Complete recharge in 4 hours
- LED in recharge stand to indicate charging status
- Tip performance up to 900°F
- Easily replaceable battery and worklight

For quantities greater than listed, call for quote.

MOUSER STOCK NO.	Price Each 1	Price Each 5
557-7904	54.95	52.20

ISO-TIP® 7700 CORDLESS SOLDERING IRON

Recharges completely in 3 to 4 1/2 hours. A partially discharged battery returns to full capacity in 1 to 2 hours. Nickel cadmium battery withstands high-rate charging with out damage. Fully charged unit can make up to 125 electronic joints per charge. Cordless soldering iron, recharging stand with wall plug transformer, #7545 tip, #7546 tip, and instructions

For quantities greater than listed, call for quote.

MOUSER STOCK NO.	Price Each 1	Price Each 5
557-7700	39.95	37.95

ISO-TIP® 7800 ISO TIP "60" CORDLESS SOLDERING IRON

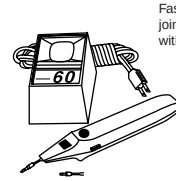

Fastest charging cordless soldering iron on the market. Solders up to 125 electronic joints per charge. Recharges fully in 1 hour. Cordless soldering iron, recharging stand with wall plug transformer, #7577 tip, #7545 tip, and instructions.

For quantities greater than listed, call for quote.

MOUSER STOCK NO.	Price Each 1	Price Each 5
557-7800	54.95	52.20

ISO-TIP® WAHL HI-EFFICIENCY ISO-TIP SOLDERING TIPS

- All ISO-TIP replacement tips fit all ISO-TIP cordless irons
- Isolated tip, ground free, low voltage design eliminates electrical leaks and damage
- Intermittently 200 plus joints per charge
- Unique snap-in design
- Requires less power to heat tip

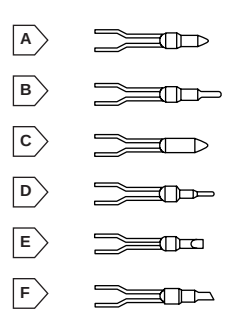

For quantities greater than listed, call for quote.

MOUSER STOCK NO.	Fig.	Description	Price Each 1	Price Each 5
557-7535-100	A	Regular tip	4.25	4.04
557-7545-100	B	Fine tip	4.25	4.04
557-7546-100	C	Heavyduty tip	4.25	4.04
557-7566-100	D	Micro tip	4.25	4.04
557-7577-100	E	Chisel tip	4.25	4.04
557-7579-100	F	Beveled tip	4.25	4.04

Soldering Tools and Soldering Aids

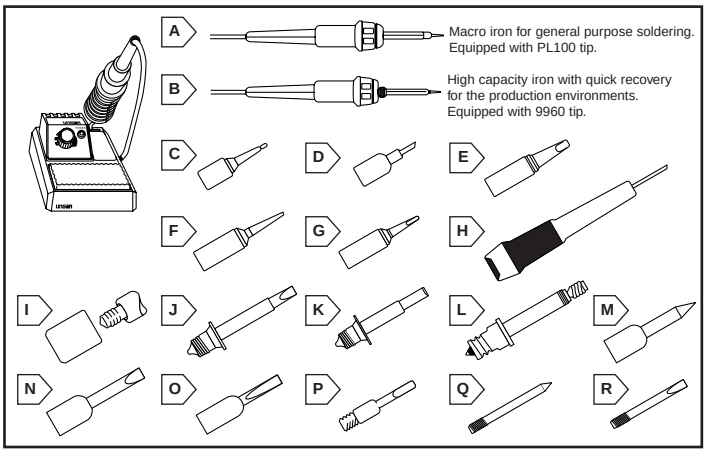

UNGAR® SOLDERING TOOLS

Electronic Soldering System

- Temperature stability at idle: ±10°F
- Ground tip resistance: <2 Ω
- Tip transients: <2mV RMS
- 3-wire ground, 120V-AC, 60Hz
- Dimensions: 8.75H x 4.0W x 6.5D
- Accurate electronic temperature control
- Selectable heat from 400°F to 800°F
- Long life ceramic heating elements
- Burn-resistant cord
- UL listed

E21922

MIL-STD-2000-1A
WS-6536D, and
MIL-S-45743E

For quantities greater than listed, call for quote.

MOUSER STOCK NO.	Fig.	Description	Price Each 1	Price Each 10
578-UTC-100	A	Thread on tips with inside threads	109.58	105.92
578-UTC-300	B	Push on tip without inside threads	132.96	128.53
578-PL-100	C	Precision tip for UTC 100	4.08	3.94
578-PL-114	D	Micro spade tip for UTC 100	4.31	4.16
578-9960	E	Terminal spade tip for UTC 300	7.52	7.27
578-9976	F	Spade tip for UTC 300	7.52	7.27
578-9977	G	Screwdriver tip for UTC 300	6.99	6.76
578-UTC-234	- -	Replacement sponge	2.63	2.54

Standard Handles

Provides choice of handles and a selection of interchangeable heating elements and tips for combinations to match particular soldering requirements.

For quantities greater than listed, call for quote.

MOUSER STOCK NO.	Fig.	Color	Description	Price Each 1	Price Each 10
578-7760	H	Red	6', 2-wire cord with cool, soft	12.23	11.82
578-7770	H	Blue	touch acid and flux resistant grips	12.23	11.82

Adaptor (Fits 1/4" Thread-On Heating Elements)

For quantities greater than listed call for quote.

MOUSER STOCK NO.	Fig.	Description	Price Each
578-100	I	Adapts to 1/8" thread-in tiplets and nibs	2.52

Heating Elements and Tips for Standard Line Handles

Chisel tip, long taper

For quantities greater than listed call for quote.

MOUSER STOCK NO.	Fig.	Rated (W)	Rated (V)	Tip Temp.	Description	Price Each 1	Price Each 10
578-4033-S	J	45	120	1000	Tellurium copper, iron clad, silver pltd.	25.32	24.48
Interchangeable 1/8" thread-in heating elements for standard line handles							
578-535-S	K	23	120	700	Heaters for 1/8" thread-in tips	18.11	17.50
578-1235-S	K	33	120	800	Heaters for 1/8" thread-in tips	18.11	17.50
578-4035-S	K	45	120	900	Heaters for 1/8" thread-in tips	20.37	19.69
Interchangeable 1/4" thread-on heating elements for standard line handles							
578-537-S	L	23	120	700	Heaters for 1/4" thread-on tips	16.13	15.59
578-1237-S	L	33	120	800	Heaters for 1/4" thread-on tips	17.60	17.01
578-4037-S	L	45	120	900	Heaters for 1/4" thread-on tips	19.83	19.17

1/4" Thread-On Tips

For use on thread-on heating elements with standard line handles and soldering system UTC-100 (copper alloy, iron clad, silver plated.)

For quantities greater than listed call for quote.

MOUSER STOCK NO.	Fig.	Description	Price Each 1	Price Each 10
578-PL-111	M	Pencil; 3/4" long, 1/8" dia.	4.31	4.16
578-PL-113	N	Chisel; 3/4" long, 1/8" dia.	4.31	4.16
578-PL-151	O	Screwdriver; 3/4" long, 1/8" dia.	4.37	4.22

1/8" Thread-In Tips

For use with the 1/8" standard line thread-in heating elements and fits 1/4" by using adaptor no. 588-100 (Fig. I)

578-6961	P	Screwdriver 1/2" (L) x 1/8" (D)	4.44	4.29
578-PL-331	Q	Pencil 1" (L) x 1/8" (D)	3.44	3.32
578-PL-333	R	Chisel tip 1/2" (L) x 1/8" (D)	3.44	3.32

UNGAR® SOLDERING TOOL STAND

MOUSER STOCK NO.	Price Each 1	Price Each 10
578-8000	14.12	13.65

Features:

- Attaches easly to work bench
- Prevents iron breakage
- Protects operator from burns

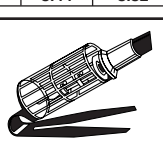

UNGAR® HEAT GUN AND ACCESSORIES

Provides flameless heat for applying heat shrink tubing, curing epoxy, and many other applications.
High and low temperature: 790°F-low, 1200°F-high, 1000W (max.), 120VAC, 60Hz, UL listed.

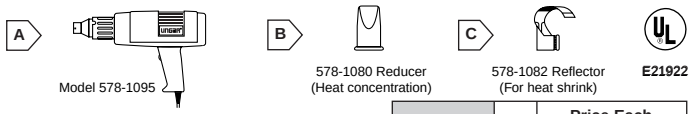

MOUSER STOCK NO.	Fig.	Price Each 1	Price Each 6
578-1095	A	48.63	47.01

MOUSER STOCK NO.	Fig.	Price Each 1	Price Each 10
578-1080	B	5.67	5.48
578-1082	C	5.67	5.48

UNGAR® SOLDERING AIDS

A specially processed sponge for cleaning tips of oxidation and prevents contamination.

Kleen-Tip

MOUSER STOCK NO.	Price Each 1	Price Each 10
578-400	7.17	6.93

Replacement Sponge

578-455	2.78	2.68

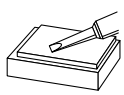

UNGAR® SOLDERING IRON HOLDER AND TIP CLEANER

- Non-sliding cast iron base with sponge

MOUSER STOCK NO.	Price Each 1	Price Each 10
382-ST-11	17.09	Call

STEINEL® HEAT GUNS AND ACCESSORIES

NEW THIS ISSUE

Features for HL1802E:

- Electronically controlled hot air gun
- Variable temperature from 120°F to 1100°F
- Air flow: position 1 = 17.6 cfm @ 120°, position 2 = 7.6 cfm @ var. temp. 120-1100°, position 3 = 17.6 cfm @var. temp. 120-1100°
- Output: 1500 watts
- Voltage: 120 VAC

Features for HL1502S:

- Non-electric, three speed hot air gun
- Output: 1400 watts
- Step 1 = 120°F, step 2 = 800°F, step 3 = 1050°F
- Air flow: 17.6 cfm, 11.3 cfm, 17.6 cfm
- Voltage: 120 VAC

For more information, see page 75

MOUSER STOCK NO.	Description	Price Each
617-1802	HL1802E heat gun	149.95
617-1502	HL1502S heat gun	86.95
617-07062	Reduction nozzle 3/8"	9.95
617-07071	Reduction nozzle 5/8"	9.95
617-07081	Reduction nozzle 3/4"	9.95
617-07061	Reflector nozzle 3/8"	11.95
617-01450	Heat gun stand	22.50

PENCIL TYPE SOLDERING IRON

For continuous use by industry and hobbyist. Balanced handle with heat shield.

- 120VAC
- 5/32" dia. tip
- 5 1/2 foot cord
- Replaceable tip
- Light weight

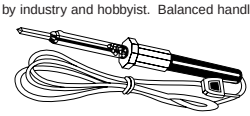

For quantities greater than listed, call for quote.

MOUSER STOCK NO.	Description	Price Each
381-FS030	30W solder iron	4.79
38FS031	Replacement tip	.77

DESOLDERING TOOLS

Anti-Static Desoldering Pump

- Rugged all-aluminum body
- Anti-static tip
- Disassembles easily for cleaning
- Dimensions: 7 5/8" (L) x 3/4" (Dia.)
- Replacement tip 384-1001

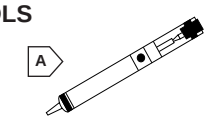

Desoldering Bulb

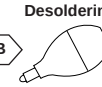

- Removes solder quickly with vacuum action

Illustrated with optional tip installed

MOUSER STOCK NO.	Fig.	Description	Price Each 1	Price Each 5
384-1000	A	Anti-static desoldering pump	5.99	5.39
384-1001	A	Replacement anti-static tip	1.72	1.55
384-1002	B	Desoldering bulb without tip	2.50	2.25
384-1003	B	Replacement teflon tip for bulb	1.36	1.22

SOLDERING AID SET

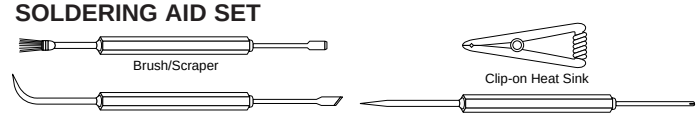

MOUSER STOCK NO.	Description	Price Each 1	Price Each 5
384-1017	Aluminum, spring-loaded clip-on heat sink, 2 1/2" long	.76	.57
384-1018	4-pc. soldering aid set includes: clip-on heat sink, brush/scraper, pointed/slotted probe, and curved probe/scraper	3.99	Call

Xcelite® SEIZER CLAMPS

Seizers are 6", have 3-position snap lock, serrated jaws, and box-joint construction. Precision machined from perfectly tempered stainless steel.

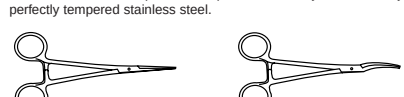

MOUSER STOCK NO.	Price Each 1	Price Each 6
578-42HV	11.49	11.11
578-43HV	11.49	11.11

Solder Products

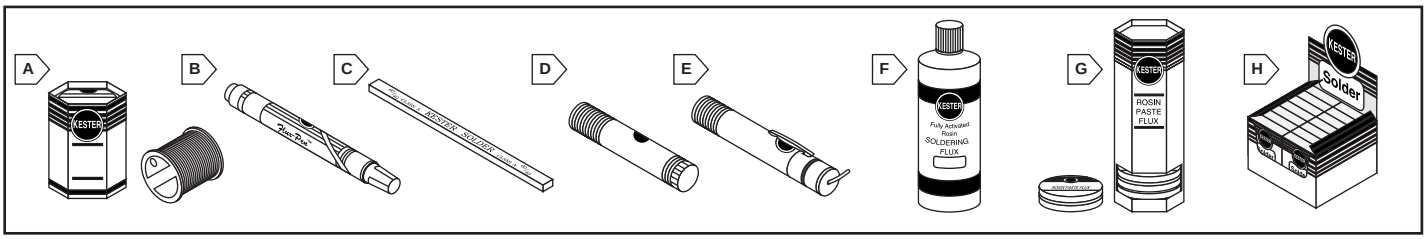

FLUX-CORE SOLDER

The Kester "44" rosin flux-core is non-corrosive

MOUSER STOCK NO.	Fig.	Alloy (Sn/Pb) Tin/Lead	Weight (lb.)	Dia. (In.)	Price Each 1	10	25	50
533-24-6337-0010	A	63/37	1	.020	17.98	16.18	14.56	Call For Quote
533-24-6337-27	A	63/37	1	.031	12.96	11.60	10.42	
533-24-6337-39	A	63/37	1	.040	18.00	16.20	14.58	
533-24-6337-61	A	63/37	1	.062	11.62	10.20	9.41	
533-24-6040-18	A	60/40	1	.025	14.14	12.72	11.45	
533-24-6040-27	A	60/40	1	.031	12.58	11.32	10.19	
533-24-6040-39	A	60/40	1	.040	12.40	11.16	10.04	
533-24-6040-53	A	60/40	1	.050	11.86	10.68	9.61	
533-24-6040-61	A	60/40	1	.062	11.34	10.20	9.18	
533-24-6040-66	A	60/40	1	.093	10.62	9.56	8.60	
533-25-6040-0027	A	60/40	4	.031	49.68	39.33	35.19	
533-26-6040-0061	A	60/40	5	.062	53.57	42.41	37.52	

"331" WATER SOLUBLE CORE SOLDER

More effective and heat stable than rosin fluxes in soldering difficult metals. Residue can be completely removed with simple water rinse.

533-24-6337-6401	A	63/37	1	.020	17.98	16.18	14.56	Call
533-24-6337-6403	A	63/37	1	.031	12.86	11.58	10.42	

"245" NO CLEAN FLUX CORE SOLDER

Leaves a low amount of residue which is both visually negligible and electrically safe. Does not require cleaning, environmentally safe, and CFC solvents are not needed.

533-24-6337-8807	A	63/37	1	.020	17.98	16.18	14.56	Call
533-24-6337-8800	A	63/37	1	.031	12.86	11.58	10.42	

"285" MILDLY ACTIVATED ROSIN CORE SOLDER

Conforms to type RMA of FED SPEC QQ-SS-571 and is on the qualified products list. "285" has high mobility and fast spreading action comparable to RA fluxes.

533-24-6337-9700	A	63/37	1	.020	17.98	16.18	14.56	Call
533-24-6337-9713	A	63/37	1	.031	12.86	11.58	10.42	

SOLID WIRE SOLDER

For use with external flux.

533-14-6040-0125	A	60/40	1	.125	10.62	9.56	8.60	Call

FLUX-PEN™

For rework and touch-up soldering. The chisel point allows work in very confined spaces. Spring valve prevents the flux inside of the pen from "drying out". Ideally suited for TAB assembly, "No-Clean" and surface mount rework applications because it can deliver flux only to specific areas.

For quantities greater than listed, call for quote.

MOUSER STOCK NO.	Fig.	Description	Net Volume	Price Each 1	5
533-0186	B	Formula #186 RMA flux	.33 fl. oz.	4.14	3.13
533-0951	B	Formula #951 no clean	.33 fl. oz.	4.14	3.13
533-0450	B	Formula #450 organic acid water soluble	.33 fl. oz.	4.14	3.13

BAR SOLDER

For quantities greater than listed, call for quote.

MOUSER STOCK NO.	Fig.	Alloy (Sn/Pb)	Weight (lb.)	Price Each 1	10	25
533-04-6040-0000	C	60/40	1	7.66	6.90	6.21
533-04-6337-0000	C	63/37	1	7.92	7.12	6.41

KWIK-DRAW

Packaged conveniently for home or shop, "44" rosin flux-core

For quantities greater than listed, call for quote.

MOUSER STOCK NO.	Fig.	Alloy (Sn/Pb)	Diameter (In.)	Price Each
533-83-3000-0000	D	60/40	.050	1.88

POCKET-PAK

For service and repair in home or shop, "44" rosin flux-core

For quantities greater than listed, call for quote.

533-83-4000-0000	E	60/40	.031	1.20

TYPE 1544 RA LIQUID ROSIN FLUX*

*Ground shipping only
Plus a UPS hazardous material charge

Fully activated non-corrosive

For quantities greater than listed, call for quote.

MOUSER STOCK NO.	Fig.	Description	Price Each 1	10	25
533-62-0000-1544	F	Liquid - 1 quart	15.40	11.78	11.09

Formula SP-44 activated rosin paste flux (non-corrosive)

For quantities greater than listed, call for quote.

533-83-0000-0144	G	Paste - 2 oz. tin	1.20	1.02	.93

VOC (VOLATILE ORGANIC COMPOUND) FREE FLUX

VOC Free Water Soluble Flux

A water based halide (chloride) free liquid flux. Contains no alcohols which are photochemically reactive and been linked to global warming. The residue left after soldering must be cleaned with water.

MOUSER STOCK NO.	Fig.	Description	Price Each 1	6	12
533-6286-1189	F	Liquid - 1 quart	32.80	25.09	Call

VOC Free No-Clean Flux

Water based, halide free liquid flux. Can be applied by dip, spray, wave or foam. Although thinning is not normally required, ordinary deionized water can be used. Patent Pending

533-6200-0970	F	Liquid - 1 quart	24.80	18.97	Call

TOOL KIT SIZE (1-OUNCE) PACKS

MOUSER STOCK NO.	Fig.	Description	Alloy (Sn/Pb)	Dia. (In.)	Price Each 1	10	25	50
533-5055	H	Computer/electronic	60/40	.050	1.62	1.30	1.17	Call
533-0415	H	Electronic silver solder	62/36/2 AG	.022	1.88	1.45	1.36	

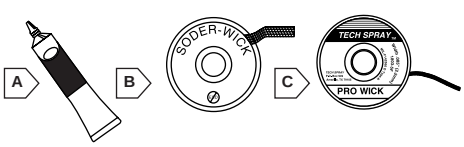

UNGAR® SOLDERING AID

Anti-Seize

- Special lubricant for tip threads at high temperatures
- Reduces tip thread seizure

MOUSER STOCK NO.	Fig.	Description	Price Each 1	10
578-8001	A	1/2 oz. tube	4.47	4.32

SODER-WICK BRAND

"80 Series" Desoldering Fine-Braid with Static Dissipative Bobbin

Flux coated, meets MIL-F-14256 E type "R" requirements.

MOUSER STOCK NO.	Fig.	Color Code	Width (In.)	Application	Price Each 1	25
5878-80-1-5	B	White	.030	Micro circuits	2.40	2.16
5878-80-2-5	B	Yellow	.060	Small pads	2.40	2.16
5878-80-3-5	B	Green	.080	Medium pads	2.40	2.16
5878-80-4-5	B	Blue	.110	Large pads	2.70	2.43

SODER-WICK NO CLEAN

"60 Series" Desoldering Braid with Static Dissipative Bobbin

Features:

- Leaves no visible residue
- Eliminates cleaning
- 20% faster wicking than rosin coated braids

MOUSER STOCK NO.	Fig.	Color Code	Width (In.)	Application	Price Each 1	25
5878-60-1-5	B	White	.030	Micro circuits	2.60	2.34
5878-60-2-5	B	Yellow	.060	Small pads	2.60	2.34
5878-60-3-5	B	Green	.080	Medium pads	2.60	2.34
5878-60-4-5	B	Blue	.110	Large pads	3.00	2.70

PRO WICK FINE BRAID

Features:

- Pure copper fine braid design with pure white rosin flux
- Packaged in 5 ft. spools
- Meets MIL-F-142560D type R, NASA NHB 5300.4, NPC 200-4 and SP-5002

MOUSER STOCK NO.	Fig.	Color Code	Width (In.)	Price Each 1	10	25
577-1801-5F	C	White	.030	1.56	1.48	1.33
577-1802-5F	C	Yellow	.060	1.56	1.48	1.33
577-1803-5F	C	Green	.085	1.60	1.51	1.36
577-1804-5F	C	Blue	.100	1.70	1.61	1.45
577-1805-5F	C	Brown	.145	2.08	1.96	1.76
577-1806-5F	C	Red	.210	2.22	2.10	1.89

NO CLEAN FINE BRAID

Features:

- 100% copper coated with a pure water white rosin flux
- 5 ft. spools
- Meets MIL Spec MIL-F-142560D Type R, NASA, NHB5300.4, NPC200-4, SP5002

MOUSER STOCK NO.	Fig.	Color Code	Width (In.)	Price Each 1	10	25
577-1814-5F	C	White	.030	1.92	1.82	1.73
577-1815-5F	C	Yellow	.060	1.92	1.82	1.73
577-1816-5F	C	Green	.085	1.96	1.86	1.77
577-1817-5F	C	Blue	.100	2.10	2.00	1.90
577-1818-5F	C	Brown	.145	2.56	2.43	2.20
577-1819-5F	C	Red	.210	2.74	2.60	2.36

PRO WICK FINE BRAID

With Static Dissipative Bobbin

MOUSER STOCK NO.	Fig.	Color Code	Width (In.)	Price Each 1	10	25
577-1808-5F	C	White	.030	1.62	1.53	1.38
577-1809-5F	C	Yellow	.060	1.62	1.53	1.38
577-1810-5F	C	Green	.085	1.76	1.67	1.50
577-1811-5F	C	Blue	.100	1.94	1.84	1.66
577-1812-5F	C	Brown	.145	2.08	1.96	1.76
577-1813-5F	C	Red	.210	2.34	2.24	2.01

3M Adhesive and Tape Products

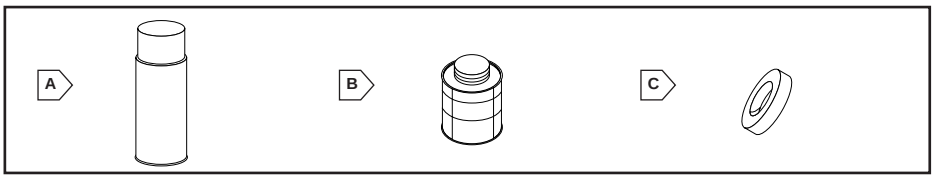

SUPER 77 SPRAY ADHESIVE

A high tack, fast drying, transparent adhesive to permanently attach foils, carpeting, foams, paper, cloth, etc., to painted or unpainted metals, wood hardboard, and other base materials. No meth. chloride, 1.1.1-trich., or chlorofluorocarbons.

Plus a UPS hazardous material charge per carton.

For quantities greater than listed, call for quote.

MOUSER STOCK NO.	Fig.	Size	Price Each	
			1	12
517-SUPER77	A	24 oz.	9.68	8.71

SCOTCHKOTE WATER/OIL RESISTIVE COATING

Paint on type sealer, provides tough oil and water resistant outer seal on electrical connections. Use for splices on underwater cables or in high moisture applications.

Plus a UPS hazardous material charge per carton.

For quantities greater than listed, call for quote.

517-Scotchkote	B	15 oz.	15.43	13.89

SHIELDING AND GROUNDING TAPE

Scotch Copper Foil Shielding Tape

Shields against EMI/RFI radiation. Meets UL 510 requirements for flame retardancy.

For quantities greater than listed, call for quote.

MOUSER STOCK NO.	Fig.	Size	Price Each	
			1	10
517-1181-1.0	C	1" x 18 yds	42.70	37.15

Scotch Electrical Semiconducting Tape

30-mil thick tape that is compatible with cable semiconducting jackets. Provides shield continuation for splices and termination on shielded cable. Meets requirements of ASTM D-4388, Type IV.

For quantities greater than listed, call for quote.

517-13	C	3/4" x 15'	7.19	6.35

VINYL ELECTRICAL TAPE

Scotch Heavy Duty Tape

10-mil thick tape offers abrasion resistance and mechanical protection for bus bar insulation. UL 510, ASTM D-2301 Type II and CSA 22.2.

For quantities greater than listed, call for quote.

517-22	C	3/4"x36 yds	7.38	6.51

Scotch Super 88 Tape

Premium-grade heavy-duty 8.5 mil, flame retardant, cold and weather-resistant tape with superior cold-weather handling features. Meets UL 510, MIL-1-24391, and CSA 22.2.

For quantities greater than listed, call for quote.

517-88	C	3/4" x 66'	3.50	3.09

VINYL ELECTRICAL TAPE

Scotch Super 33 Tape

Premium 7-mil, flame retardant, weather resist tape. Resists temperature and moisture for splicing. Meets requirements of UL 510, HHI-595, CSA 22.2.

For quantities greater than listed, call for quote.

MOUSER STOCK NO.	Fig.	Size	Price Each	
			1	10
517-33	C	3/4" x 66'	3.77	3.33

Scotch 35 Tape for Color Coding

Premium-grade 7-mil flame retardant, weather resistant tape. Other widths and lengths available upon request. Meets requirements of UL 510 and CSA. Note: Do not use on neoprene jacketed cable.

For quantities greater than listed, call for quote.

MOUSER STOCK NO.	Fig.	Description	Price Each	
			1	10
517-35BL	C	3/4"x66' blue	3.21	2.89
517-35GN	C	3/4"x66' green	3.21	2.89
517-35WH	C	3/4"x66' white	3.21	2.89
517-35YL	C	3/4"x66' yel.	3.21	2.89
517-35RD	C	3/4"x66' red	3.21	2.89

Highland Vinyl Plastic Tape

Flame retardant 7-mil tape used for holding, protecting and insulating. UL Listed for 80° C/176°F.

For quantities greater than listed, call for quote.

MOUSER STOCK NO.	Fig.	Size	Price Each	
			1	10
517-Highland	C	3/4" x 66'	1.51	1.34

Temflex Tape

Economy-grade, 7-mil tape. UL Listed and CSA Certified for 176°F and 80°C.

For quantities greater than listed, call for quote.

MOUSER STOCK NO.	Fig.	Size	Price Each	
			1	10
517-1700	C	3/4" x 60'	.75	.62
517-1700P	C	1-1/2" x 44'	1.62	1.43

INSULATING AND SPLICING TAPE

Scotch Self-Fusing Silicone Rubber Electrical Tape

12-mil tape. High temperature, track-resistant tape composed of fully cured inorganic silicone rubber. Can be used as primary cable insulation or as a protective overwrap for termination high-voltage wires.

For quantities greater than listed, call for quote.

MOUSER STOCK NO.	Fig.	Size	Price Each	
			1	10
517-70	C	1" x 30'	23.92	21.53

URETHANE FOAM TAPE

Designed for general purpose mounting and joining; they offer one-piece removal. Their high degree of conformability makes them well suited for joining rough, mismatched surfaces and the opened-cell foam makes excellent water and air seals.

MOUSER STOCK NO.	Description	Price Per Reel	
		1	5
517-4008	1/8" thick 1" x 36 yds.	44.05	39.64
517-4016	1/16" thick 1" x 36 yds.	31.45	28.31

WIRE MARKING AND LABELING

ScotchCode Wire Marker Tape Dispensers



Dispenser with ten refillable compartments for the easy-to-cut colored, lettered, or numbered tape.

For quantities greater than listed, call for quote.

MOUSER STOCK NO.	Description	Price Each	
		1	5
517-STD09	Dispenser, 1 roll each # 0-9	24.64	22.20
517-STDC	Dispenser, 1 roll each color: black, blue, brown, green, gray, orange, red, violet, white, and yellow	24.64	22.20

Numbered Tape Refills

Fill in the blank (__) of the part number with the numbered refill you are ordering (0, 1, 2, 3, 4, 5, 6, 7, 8, 9)

For quantities greater than listed, call for quote.

MOUSER STOCK NO.	Description	Price Each	
		1	10
517-SER___	Refill for numbered only	1.56	1.38

ScotchCode Write-On Wire Marker Tape Dispensers and Refills

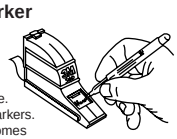

Dispensers provide a smooth, stable writing surface. Use for cable, motor panels, control panels or sub-assemblies --- any wire or cable. SLW comes with SMP marker pen and 70 markers. SLW is disposable with no refill. The SWD comes with the pen and 250 markers.

For quantities greater than listed, call for quote.

MOUSER STOCK NO.	Description	Price Each	
		1	10
517-SLW	Dispenser for large write-on wire markers, size 1" x 5"	22.93	20.64
517-SWD	Dispenser for write-on markers, size 3/4" x 1-3/8"	19.55	17.60
517-SWD-R	Write-on marker refills, size 3/4" x 1-3/8"	15.11	13.60

ScotchCode Marking Pens

Pens feature an extra-fine point with quick-drying water-resistant ink. For use with write-on markers and on other non-porous surfaces.

For quantities greater than listed, call for quote.

MOUSER STOCK NO.	Color	Price Each	
		1	10
517-SMP	Permanent black ink	3.84	3.46
517-SMP-R	Permanent red ink	3.84	3.46

3M HOOK AND LOOP FASTENERS

Scotchmate Self-Adhering Hook and Loop Fasteners

One inch wide, self-adhering, hook and loop fastening systems. Nylon hooks mesh with pliable loops for fast secure closure. Adhesive backing adheres instantly to many surfaces.

- Mini-pack, consists of two strips of flexible nylon material, one with hooks, the other with loops.

By the Foot

MOUSER STOCK NO.	Description	Price Per Foot	
		1	10
517-3526-FT	1" black	2.39	2.17

By the Reel (4.9 Yards)

MOUSER STOCK NO.	Description	Price Per Reel	
		1	5
517-3526/REEL	1" black	30.43	27.38

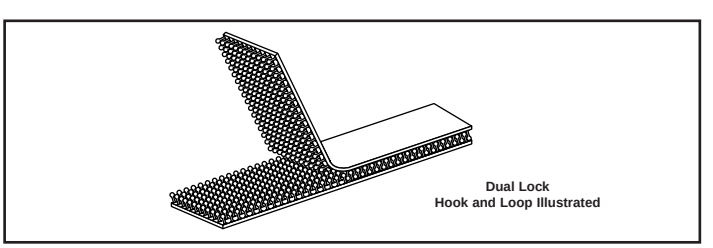

Black Dual Lock Self-Adhering Reclosable Fasteners

Black one inch wide, self-adhering, reclosable fastening systems is five times stronger than conventional hook and loop fasteners. Adhesive backing adheres instantly to many surfaces. Has an audible "snap" to assure secure closure.

- Mini-pack, consists of two strips of flexible nylon material, one with hooks, the other with loops.

By the Foot

MOUSER STOCK NO.	Description	Price Per Foot	
		1	10
517-3541-FT	Dual lock	3.43	3.08

By the Reel (1" x 4.9 Yards)

MOUSER STOCK NO.	Description	Price Per Reel	
		1	5
517-3541/REEL	Dual lock	43.44	39.51

Clear Dual Lock Self-Adhering Reclosable Fasteners

Clear one inch wide, self-adhering, reclosable fastening system - Stem type 250. Five times stronger than conventional hook and loop fasteners. Audible snap assures secure closure. Adhesive backing instantly bonds to many surfaces.

- Mini-pack, consists of two strips of flexible nylon material, one with hooks, the other with loops.

By the Foot

MOUSER STOCK NO.	Description	Price Per Foot	
		1	10
517-3560-FT	Dual lock	5.52	4.97

By the Reel (1" x 4.9 Yards)

MOUSER STOCK NO.	Description	Price Per Reel	
		1	5
517-3560/REEL	Dual lock	69.44	63.19

3M Static Control Products

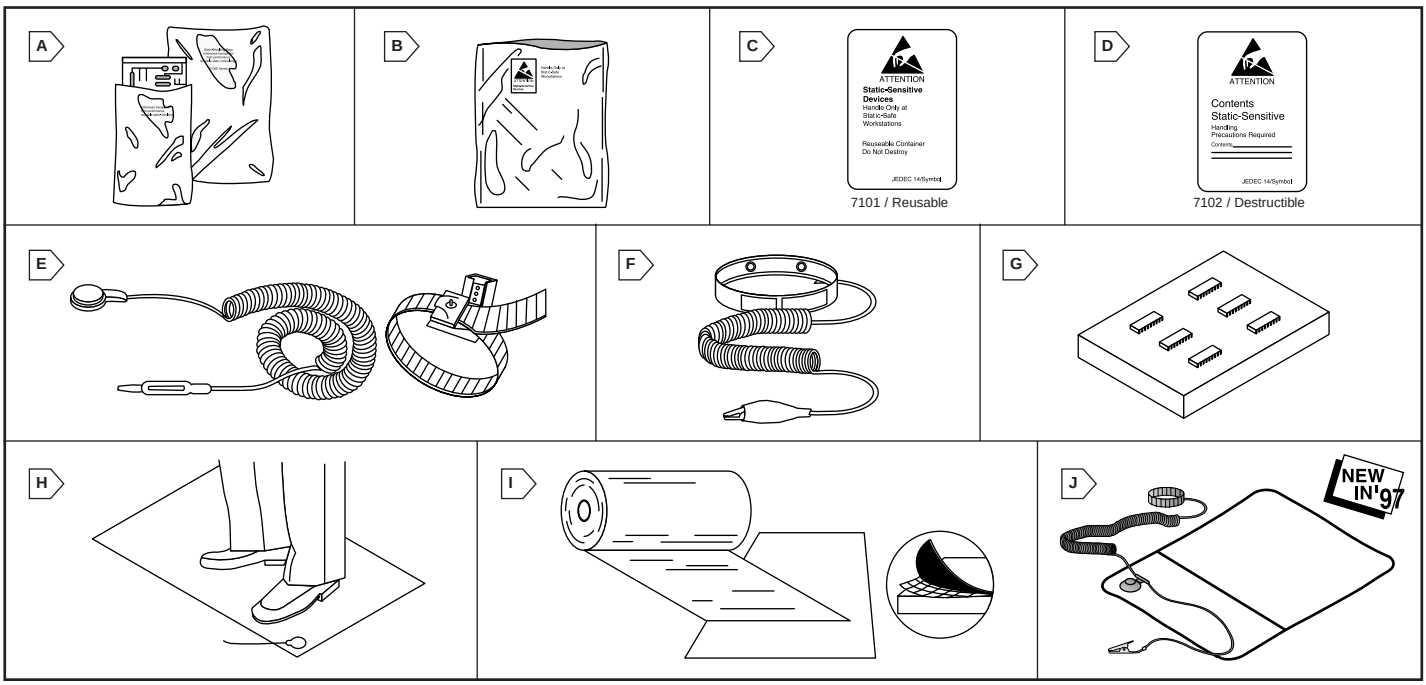

STATIC-SHIELDING BAGS

2100E Series

Embosses transparent high performance reusable static-shielding bags.

MOUSER STOCK NO.	Fig.	Description	Polyester Layer Thickness	Price Per Pkg.	
				1	5
517-2100E-35	A	3" x 5" pkg./100	0.92 mil.	**19.44**	**18.23**
517-2100E-46	A	4" x 6" pkg./100	0.92 mil.	**25.28**	**23.70**
517-2100E-68	A	6" x 8" pkg./100	0.92 mil.	**43.20**	**40.50**
517-2100E-1012	A	10" x 12" pkg./100	0.92 mil.	**71.70**	**67.22**
517-2100E-1014	A	10" x 14" pkg./100	0.92 mil.	**88.80**	**83.25**
517-2100E-1115	A	11" x 15" pkg./100	0.92 mil.	**105.36**	**98.78**
517-2100E-1218	A	12" x 18" pkg./100	0.92 mil.	**127.76**	**119.78**

1900 Series

A more economical static-shielding bag for less demanding applications.

MOUSER STOCK NO.	Fig.	Description	Polyester Layer Thickness	Price Per Pkg.	
				1	5
517-1900-35	B	3" x 5" pkg./100	0.48 mil.	**8.32**	**7.80**
517-1900-46	B	4" x 6" pkg./100	0.48 mil.	**9.60**	**9.00**
517-1900-68	B	6" x 8" pkg./100	0.48 mil.	**14.56**	**13.65**
517-1900-1012	B	10" x 12" pkg./100	0.48 mil.	**28.00**	**26.25**
517-1900-1014	B	10" x 14" pkg./100	0.48 mil.	**30.72**	**28.80**
517-1900-1115	B	11" x 15" pkg./100	0.48 mil.	**35.20**	**33.00**
517-1900-1218	B	12" x 18" pkg./100	0.48 mil.	**45.12**	**42.30**

ANTI-STATIC LABELS

Designed to alert personnel handling bags, boxes or other carriers that the contents are static-sensitive. Available in single use or reusable forms using the accepted industry static symbols: JEDEC-14

Size: 1 7/8" x 2 1/2"

MOUSER STOCK NO.	Fig.	Description	Labels Per Roll	Price Per Roll	
				1	5
517-7101	C	Reusable orange with black type (JEDEC-14 symbol)	500	**15.62**	**14.57**
517-7102	D	Destructible yellow with black type (JEDEC-14 symbol)	500	**15.62**	**14.57**

ADJUSTABLE WRIST STRAP WITH GROUNDING CORD

The wrist strap consists of a wrist band and a grounding cord. The molded cap on the grounding cord that snaps onto the wrist band contains a 1 megaohm resistor.

74P7

MOUSER STOCK NO.	Fig.	Description	Price Each	
			1	5
517-2214	E	Adjustable band, 5' coiled cord	**26.99**	**25.19**
517-2204	E	Adjustable band only	**11.12**	**10.37**

MOUSER® WRIST STRAP

- One size fits all
- 1MΩ to ground

MOUSER STOCK NO.	Fig.	Description	Price Each		
			1	25	100
382-1500	F	Strap with 6ft. coiled cord and alligator clip	**17.83**	**16.21**	**Call**

VELOSTAT™ ELECTRICALLY CONDUCTIVE FOAM

Velostat 2803 has a density of approximately 3 lb./cubic feet and is primarily a cushioning foam, but can be used for pin insertion application with sturdier device leaks.

MOUSER STOCK NO.	Fig.	Size (In.)	Price Per Roll
517-2803-1/8	G	1/8 x 24 x 36	**19.88**
517-2803-1/4	G	1/4 x 24 x 36	**34.65**
517-2803-3/8	G	3/8 x 24 x 36	**48.98**
517-2803-1/2	G	1/2 x 24 x 36	**69.45**

VELOSTAT™ FLOOR MATS

A conductive floor mat removes static charge from personnel as they approach work areas. They provide significant passive protection in well-traveled assembly areas. Includes two female snaps (installed) and one 15' ground cord with a one megohm resistor.

MOUSER STOCK NO.	Fig.	Size (Ft.)	Thickness (In.)	Price Each
517-1864-46	H	4 x 6	1/8	**214.58**
517-1864-48	H	4 x 8	1/8	**279.75**

DISSIPATIVE THREE-LAYER TABLE MATS

3M 8210 series mats have a unique three-layer construction:

The top layer is durable static-dissipative vinyl which has low resistivity to discharge static-laden conductors, yet will prevent the shorting of pins on the backs of printed circuit boards laid on the mat.

The middle layer is a conductive scrim that provides discharge path to ground.

The bottom layer is static-dissipative foam, a durable, nonskid cushion.

Includes 2 female snaps (installed) and one 15' ground cord and ring connector

MOUSER STOCK NO.	Fig.	Color	Size (Ft.)	Price Each
517-8211	I	Brown	2 x 4	**93.87**
517-8214	I	Blue	2 x 4	**93.87**

STATIC-DISSIPATIVE FIELD SERVICE KIT

Designed for field service to manage static and provide safer, more productive work sites.

8501 Portable Field Service Kit

Features:

- Charge-Guard® adjustable wrist band with 10 ft. coiled ground cord
- Static-dissipative work surface (.021" x 22" x 24") with two 8" x 11" pockets and 5 ft. coiled ground cord

8506 Economy Field Service Kit

Features:

- Charge-Guard® adjustable wrist band with 5 ft. coiled ground cord
- Static-dissipative work surface (.010" x 15" x 20") with two 6" x 7" pockets and 6 ft. straight ground cord

MOUSER STOCK NO.	Fig.	Description	Price Each	
			(1-4)	(5-UP)
517-8501	J	Portable field service kit	**62.70**	**58.52**
517-8506	J	Economy field service kit	**39.90**	**37.29**

Cleaners, Defluxers, and Accessories

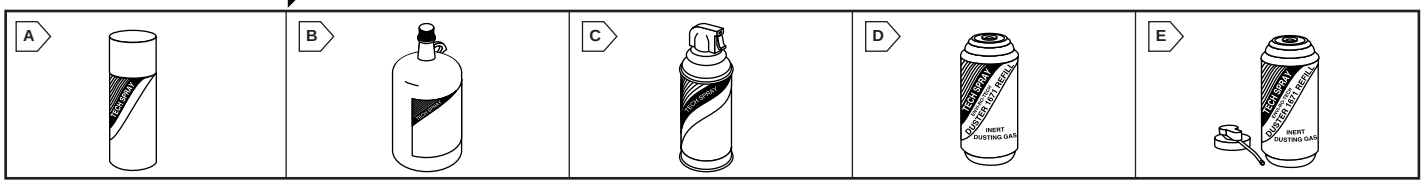

ECO-LINE™ CLEANERS AND DEFLUXERS

Unique blend of hydrocarbons offers new, viable alternatives to CFC cleaning without depleting the ozone. Excellent cleaning ability, rapid evaporation, **safe on plastic**, and is low cost.

Contact Cleaner

Contains a hexane mixture . Ideal for switches, relays, contact pads, and other places of electrical connections.

- Ozone depleting factor: 0
- Rapid evaporation

For quantities greater than listed, call for quote.

MOUSER STOCK NO.	Fig.	Size	Price Each
577-1622-10S	A	10 oz. aerosol	6.77

Flux Remover

Dissolves type R, RMA, RA, SA, and most no-clean fluxes.

- Ozone depleting factor: 0
- Rapid evaporation
- Safe on most plastics

For quantities greater than listed, call for quote.

MOUSER STOCK NO.	Fig.	Size	Price Each
577-1621-10S	A	10 oz. aerosol	7.19

Cleaner Degreaser

A blend of isopropanol and ethanol. Designed for cleaning electronic and electrical equipment, machinery and metal parts.

- Ozone depleting factor: 0
- Rapid evaporation
- Safe on most plastics

For quantities greater than listed, call for quote.

MOUSER STOCK NO.	Fig.	Size	Price Each
577-1620-10S	A	10 oz. aerosol	7.04

Tape Head Cleaner

Formulated to remove harmful contaminant's from magnetic and optic read/write heads.

- Ozone depleting factor: 0
- Rapid evaporation
- Safe on most plastics

For quantities greater than listed, call for quote.

MOUSER STOCK NO.	Fig.	Size	Price Each
577-1624-10S	A	10 oz. aerosol	6.72

ENVI-RO-TECH™ CLEANERS AND DEFLUXERS

Great for vapor-decreasing, ultrasonic cleaning, and bench-top applications. **Non-flammable**, with excellent cleaning ability, rapid evaporation, and moderate cost. EPA regulations restrict the sale of these cleaners containing HCFC's to commercial users who can provide proof of their commercial status. No CFC's, no 1.1.1 - Trichlorethane.

Heavy-Duty Cleaner

Penetrates and dissolves non-polar soils.

- Non-flammable
- Ozone depleting factor: .11
- Rapid evaporation

For quantities greater than listed, call for quote.

MOUSER STOCK NO.	Fig.	Size	Price Each
577-1675-12S	A	12 oz. aerosol	9.10
577-1675-22S	A	22 oz. aerosol	13.12

Universal Cleaner

Fast acting and highly effective cleaner containing a blend of HCFC's.

- Non-flammable
- Ozone depleting factor: .10
- Rapid evaporation

For quantities greater than listed, call for quote.

577-1677-12S	A	12 oz. aerosol	8.21
577-1677-22S	A	22 oz. aerosol	12.90

General-Duty Defluxer

For RA, RMA, and SA type fluxes. Can be used as an all purpose cleaner to remove light oils, silicone, and similar contaminants.

- Non-flammable
- Ozone depleting factor: .11
- Rapid evaporation

For quantities greater than listed, call for quote.

577-1676-12S	A	12 oz. aerosol	8.42
577-1676-G	B	1 gal. glass	64.67

Light-Duty Defluxer

Drying agent for water. Removes type R and water soluble fluxes.

- Non-flammable
- Ozone depleting factor: .08
- Rapid evaporation

For quantities greater than listed, call for quote.

577-1678-12S	A	12 oz. aerosol	8.21
577-1678-22S	A	22 oz. aerosol	12.90

Dusting Gas

Removes dust and other particles without harmful solvents. Zero ozone depletion.

For quantities greater than listed, call for quote.

577-1671-10S	C	10 oz. aerosol	6.72
577-1671-10RS	D	10 oz. aerosol refill	6.72
577-1671-10SK	E	10 oz. aerosol refill & spray attachment	13.93

AK225 CLEANERS AND DEFLUXERS

AK225 is a **drop-in replacement for CFC-113**. It has a cleaning ability that matches or surpasses CFC-113. It is **safe on plastics**, elastomers, and metals. AK225 is **non-flammable**, and has an evaporation rate nearly identical to CFC-113. AK225, with a 0.03 ozone depletion potential, is more than 25 times less harmful to the ozone layer than CFC-113.

Asahiklin 225, Cleaner / Degreaser

NEW IN '97

100% HCFC-225

- Non-flammable
- Safe on most plastics
- Rapid evaporation

For quantities greater than listed, call for quote.

MOUSER STOCK NO.	Fig.	Size	Price Each
577-1663-8S	A	8 oz. aerosol	16.92
577-1663-18S	A	18 oz. aerosol	32.22

Kleen ATMS, Degreaser / Defluxer

An ideal 1,1,1-trichlorethylene (methylchloroform) substitute.

- Non-flammable
- Ozone depleting factor: .02
- Rapid evaporation

For quantities greater than listed, call for quote.

577-1664-8S	A	8 oz. aerosol	14.88
577-1664-18S	A	18 oz. aerosol	26.95

Flux Remover AMS

Mixture of AK225 and methanol. Superior flux removal for type R, RMA, RA, and synthetic fluxes.

- Non-flammable
- Ozone depleting factor: .03
- Rapid evaporation
- Safe on most plastics

For quantities greater than listed, call for quote.

577-1665-8S	A	8 oz. aerosol	16.07
577-1665-18S	A	18 oz. aerosol	30.23

Blue Shower II, Degreaser / Defluxer

The standard for precision cleaning of polar and non-polar soils.

- Non-flammable
- Ozone depleting factor: .03
- Rapid evaporation
- Safe on most plastics

For quantities greater than listed, call for quote.

577-1667-8S	A	8 oz. aerosol	15.27
577-1667-18S	A	18 oz. aerosol	28.65

Contact Cleaner II

The solvent of choice for precision cleaning and degreasing of electrical contacts.

- Non-flammable
- Ozone depleting factor: .03
- Rapid evaporation

For quantities greater than listed, call for quote.

577-1668-8S	A	8 oz. aerosol	16.46
577-1668-18S	A	18 oz. aerosol	30.52

CLEANERS, DEFLUXERS, AND ACCESSORIES

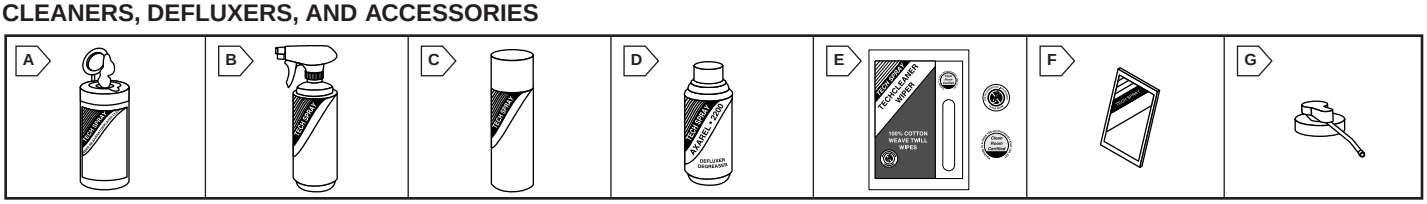

Isopropyl Alcohol

Excellent for tape head cleaning, removal of fluxes, light oils, and white mineral residue. 99% pure, anhydrous isopropanol for all purpose cleaning.

For quantities greater than listed, call for quote.

MOUSER STOCK NO.	Fig.	Size	Price Each
577-1610-DSP	A	48 pkg. wipes	12.84

Rubber Rejuvenator / Platen Cleaner

- Non ozone depleting
- Natural solvent

For quantities greater than listed, call for quote.

577-1612-DSP	A	48 pkg. wipes	13.80

SMT Stencil Cleaner

Hydrocarbon-based, non-ozone depleting. Cleans most wet or dried thick film and solder paste compositions. SMT Wipes are manufactured with polyurethane materials, using a fiber-free configuration that will not leave wipe particles behind on stencils and other screening parts. Wipes are 9" x 9" and 1/16" thick.

For quantities greater than listed, call for quote.

577-1693PT	B	1 pt. trigger	11.60
577-1693DSP	A	48 pkg. wipes	14.96

Cleaner-Lubricant (Kleen-It)

No CFC's, Contains HCFC's. Quickly penetrates and flushes away grease, dirt, oil, dust, and oxidized surface metals leaving a thin protective coating of silicone to lubricate and protect.

For quantities greater than listed, call for quote.

MOUSER STOCK NO.	Fig.	Size	Price Each
577-2410-12S	C	12 oz. aerosol	10.12

AXAREL® 2200 Defluxer/Degreaser

Removes many types of oils ranging from lubrication fluids, and cutting oils to rosin based fluxes.

- Non ozone depleting

✻ Must be used with 577-1991 brush attachment.

For quantities greater than listed, call for quote.

✻	577-1694-10S	D	10 oz. aerosol	10.12
	577-1694-PT	B	1 pt. trigger	11.60

TECHCLEAN™ Wiper

- Sold in packages of 100 pieces
- Hydroentangled cellulose / polyester wipe

For quantities greater than listed, call for quote.

577-2350	E	9" x 9"	14.35

TECHCLEAN™ Twillwipe

- Sold in packages of 100 pieces
- Hydroentangled cellulose/polyester wipe

For quantities greater than listed, call for quote.

MOUSER STOCK NO.	Fig.	Size	Price Each
577-2357	E	6" x 6"	14.62

TECHCLEAN™ Card

A one time use, pre-saturated card. Removes dirt, magnetic oxides, and other contaminant's from credit card readers, ATM/POS terminals, and other magnetic or photo card reading apparatus.

For quantities greater than listed, call for quote.

577-1603	F	1 card	1.50

Multi-Directional Brush Attachment

Used with Axarel® 2200 aerosol. Reduces amount of solvent being used. Applications include board cleaning after rework and precision metal degreasing.

For quantities greater than listed, call for quote.

MOUSER STOCK NO.	Fig.	Description	Price Each
577-1991	G	Spot cleaning	11.60

Static Control, Coatings, and Specialty Products

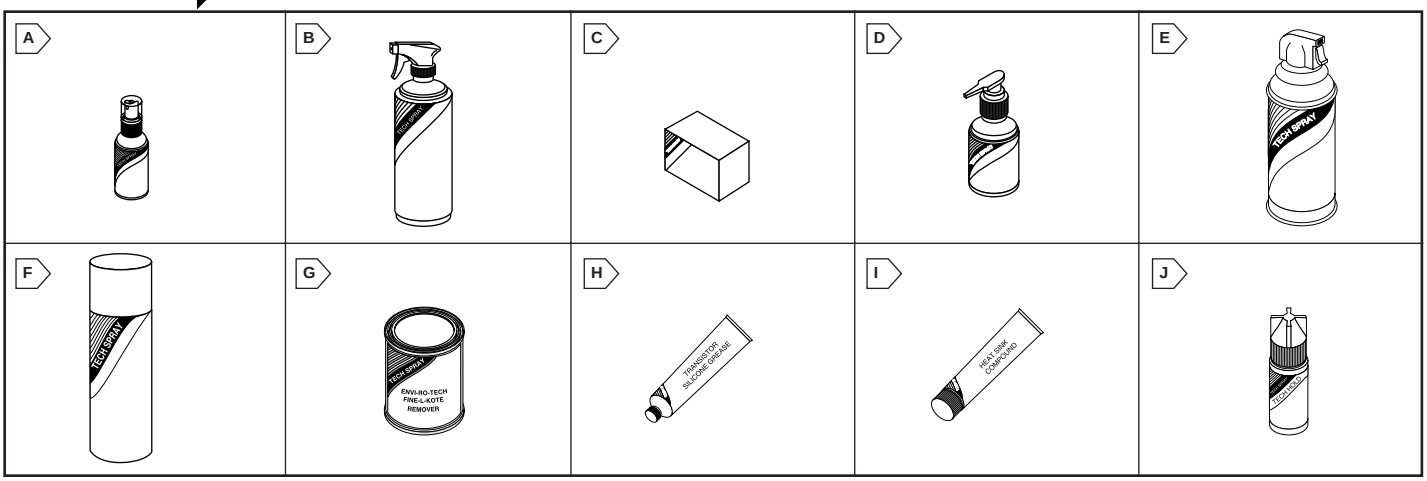

ETC. STATIC CONTROL FOAM CLEANERS

High foaming action cleans contaminant's from glass, plastic, and metal enclosures, without harmful abrasives while providing light static control.

For quantities greater than listed, call for quote.

MOUSER STOCK NO.	Fig.	Size	Price Each
577-1742-2FP	A	2 oz. pump	5.02
577-1742-PT	B	1 pt. trigger	9.27

ZERO CHARGE™ STATIC CONTROL PRODUCTS

Mat and Table Top Cleaner

Removes insulating contaminant's such as flux residues, oils, greases, nicotine, dirt, and grime. Eliminates charge and prevents static charge build-up.

For quantities greater than listed, call for quote.

MOUSER STOCK NO.	Fig.	Size	Price Each
577-1733-2FP	A	2 oz. pump	5.02
577-1733-PT	B	1 pt. trigger	7.65

Screen and Keyboard Cleaner

Removes hand oils, ink marks, dust, fingerprints, nicotine, syrup, carbon, and other soils from work areas. Safe on most plastics.

For quantities greater than listed, call for quote.

MOUSER STOCK NO.	Fig.	Size	Price Each
577-1743-50PK	C	50 pkg. box	14.94

Clean-Room 209 Cleaner

Non-ionic clean-room cleaner that meets federal specification 209 for class 100 and lower. Product cleans and eliminates static charge from sensitive surfaces.

For quantities greater than listed, call for quote.

MOUSER STOCK NO.	Fig.	Size	Price Each
577-1744-2FP	A	2 oz. pump	5.29

ZERO CHARGE™ STATIC CONTROL PRODUCTS

Hand Lotion

Formulated with aloe vera for a deep, penetrating, soothing action. Contains no silicone or lanolin. Non-greasy, non-sticky, odorless, and fast absorbing.

For quantities greater than listed, call for quote.

MOUSER STOCK NO.	Fig.	Size	Price Each
577-1702-2SQ	-	2 oz. squeeze	2.68
577-1702-8FP	D	8 oz. pump	4.05

Anti-Stat Cleaner

Eliminates static charge and reduces triboelectric generation from most surfaces. Recommended for applications that experience flexing and movement and for plastics such as polyethylene, polypropylene, and other similar surfaces.

For quantities greater than listed, call for quote.

MOUSER STOCK NO.	Fig.	Size	Price Each
577-1726-2FP	A	2 oz. pump	5.20
577-1726-PT	B	1 pt. trigger	8.91

Static Dissipative Treatment

Eliminates static charge and reduces triboelectric generation. Protects up to five times longer than conventional anti-static agents. Should be used on porous surfaces such as corrugated paper, carpets, and other similar materials.

Plus a UPS hazardous material charge per carton.

For quantities greater than listed, call for quote.

MOUSER STOCK NO.	Fig.	Size	Price Each
577-1734-PT	B	1 pt. trigger	9.97

ENVI-RO-TECH™ ANTI-STATIC FREEZER

100% HFC's, no CFC's, no HCFC's

A rapidly evaporating HFC-134a product that contains an anti-static agent. Zero ozone depletion factor. Used as a trouble shooting aid in static sensitive areas for intermittently faulting capacitors, resistors, semiconductors, and other defective components. Also detects cold solder joints and oxidized junctions.

For quantities greater than listed, call for quote.

MOUSER STOCK NO.	Fig.	Size	Price Each
577-1747-10S	E	10 oz.	7.28

PROTECTIVE COATINGS

Fine-L-Kote™ SR

Flexibility allows for vibration, movement, and rapid changes in temperature. Offers chemical resistance and is recommended for harsh environments. Can be reworked by applying soldering iron, or complete removal by using the Fine-L-Kote™ remover (577-1618).

For quantities greater than listed, call for quote.

MOUSER STOCK NO.	Fig.	Size	Price Each
577-2102-12S	F	12 oz.	14.96

Fine-L-Kote™ AR

Provides insulation against high voltage arcing and corona shorts. Product offers limited resistance to common alcohols, ketones, and esters.

For quantities greater than listed, call for quote.

577-2103-12S	F	12 oz.	12.41

Fine-L-Kote™ UR

Urethane conformal coating. Highly resistant to most solvents, moisture, and fungus. Can be reworked by applying soldering iron, or complete removal using Fine-L-Kote™ remover (577-1618).

For quantities greater than listed, call for quote.

577-2104-12S	F	12 oz.	13.52

Fine-L-Kote™ HT

A silicone resin, conformal coating exhibiting excellent adhesion properties. Fine-L-Kote™ HT coating offers complete versatility. Removal can be accomplished with Fine-L-Kote™ Remover (577-1618).

For quantities greater than listed, call for quote.

MOUSER STOCK NO.	Fig.	Size	Price Each
577-2106-12S	F	12 oz.	13.18

ENVI-RO-TECH™ FINE-L-KOTE™ REMOVER

Removes most conformal coatings, including: acrylic, epoxy, urethane, and some silicones. It can also be used to remove enamels, paints, varnishes, and lacquers. Quickly removes tar, adhesives, crayon, rubber, and carbon.

For quantities greater than listed, call for quote.

MOUSER STOCK NO.	Fig.	Size	Price Each
577-1618P	G	1 pt. metal	15.81

ENVI-RO-TECH™ CIRCUIT CHILLER

100% HFC's, no CFC's, no HCFC's

A HFC-134a based, rapidly evaporating liquid that chills to minus 62°F. Zero ozone depletion factor. Used as a trouble shooting aid for intermittently faulting capacitors, resistors, semi-conductors, and other defective components. Also detects cold solder joints, cracks in PCB's, and oxidized junctions.

For quantities greater than listed, call for quote.

MOUSER STOCK NO.	Fig.	Size	Price Each
577-1672-10S	E	10 oz.	7.06

TRANSISTOR SILICONE GREASE

Used to coat the bases of power transistors as they are connected to heat sinks. Heat conductive grease will draw heat away from the transistor allowing it to run cooler.

For quantities greater than listed, call for quote.

MOUSER STOCK NO.	Fig.	Size	Price Each
577-1977	H	1 oz. tube	5.27

SILICONE FREE, HEAT SINK COMPOUND

A silicone-free compound applied under power transistors and other devices that generate heat to assist in transferring heat from generating objects to metal chassis for dissipation. Temperature range from -40°C to +200°C.

For quantities greater than listed, call for quote.

MOUSER STOCK NO.	Fig.	Size	Price Each
577-1978	I	2 oz. tube	8.42

TECH HOLD™ GENERAL PURPOSE ADHESIVE

Single component cyanoacrylate adhesive that exhibits high strength, fast bonding, and high impact holding. Having a medium viscosity, flows into small openings (up to .004 inches).

For quantities greater than listed, call for quote.

MOUSER STOCK NO.	Fig.	Size	Price Each
577-2503	J	3 gram	1.62

PCB Design, Etching, Repair, and Software Products

PC BOARD PROTOTYPE PRODUCTION PRODUCTS

Etching Solution Heater

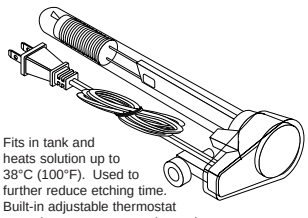

Fits in tank and heats solution up to 38°C (100°F). Used to further reduce etching time. Built-in adjustable thermostat controls temperature continuously to 100°F. 120V AC/100 W Max.

524-22-392	$16.84

Etch Resist Ink Pens

Black felt tip pens or making resist circuits directly on PC boards.

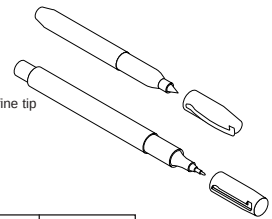

Features:
- Choice of fine or extra fine tip
- Dries instantly
- Black resist ink

MOUSER STOCK NO.	Tip Size (In.)	Price Each
524-22-220	1/32	2.02
524-22-222	1/64	2.51

Professional PC Board Power Etching System

A semi-automatic etching device for use in labs, schools, prototype shops and for limited PC board production. Air pump agitates etching solution for fast, even etches. Handles up to two 8" x 10" PC boards at a time, either single or double sided.

Kit Contains:
1 Etching Tank and Reservoir Lid (12"H x 2 1/2"W x 10 1/2"L) Molded Polyethylene - ABS PC Board Holder Capacity - 1.25 Gallons of Etching Solution
1 Etch-O-Matic Power Agitating Pump, 120V AC Operation
1 Permanent or Portable Tip-Free Base
1 PC Board Holder and Handle
4 Feet of Supply Hose

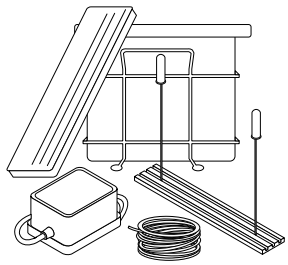

524-22-394	$79.04

TONER TRANSFER SYSTEM

- No Chemicals!
- No Darkroom!
- No Negatives!

CIRCUIT BOARDS · PARTS OVERLAYS · FACEPLATES & WINDOWS · CUSTOM DECALS

3 Easy Steps:
- *Print it...*
- *Iron it...*
- *Soak it...*

Create your own "iron-on" PC board patterns, faceplates, and color decals from any laser printer or high quality copier!

MOUSER STOCK NO.	No. of Sheets	Price Each 1	Price Each 5
5165-TTS5	5	14.95	13.46
5165-TTS10	10	27.95	25.45

POSITIVE TYPE DEVELOPER CONCENTRATE

For developing photo sensitized PC boards coated or pre-coated with positive type etch resist.

6 oz.

524-22-226	$5.05

PCS POSITIVE-ACTING ETCH RESIST SENSITIZER

An excellent PC board-making system for the prototype engineer to produce today's high density, fine-line circuit boards. Easy aerosol application covers 5 to 7 square feet.

2.68 oz.

524-22-074	$12.49

SMALL PRINTED CIRCUIT REPAIR KIT

Kit Contains:
- 1 solder aid tool (probe)
- 1 low-melt solder
- 1 PC repair foil
- 1 brush
- 1 pair of tweezers
- 2 oz. Print-Kote
- 2 oz. Print-Kote solvent
- Assorted solder washers (fluxed)

Plastic Box Not Included

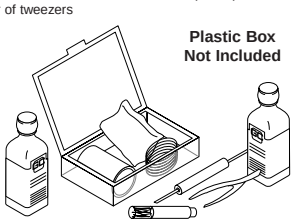

524-682	$22.13

circuit™ works PCB DESIGN AND REPAIR PRODUCTS

Conductive Silver Lubrication

Conductive silver grease combines pure silver with advanced lubrication technologies for maximum electrical and thermal conductivity. Protects components from moisture, corrosion and is suitable for low to medium loads and speeds.

- Electronic
- Design
- Prototype
- Repair

Net Weight: .23 oz.

5168-7100	$13.15

Conductive Carbon Lubrication

Conductive carbon grease combines pure carbon graphite with advanced lubrication technologies for electrical conductivity adequate for many applications. Protects components from moisture, corrosion and is suitable for low to medium loads and speeds.

- Electronic
- Design
- Prototype
- Repair

Net Weight: .12 oz.

5168-7200	$8.75

Quick-Bond Gel and Accelerator

A nonmigrating cyanoacrylate gel that provides superior bond strength. Accelerator can be brushed on or applied directly over the gel for reliable, instant bonding.

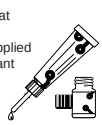

Features:
- Strong, super tough, instant bonding
- Gel formula stays in place and fills gaps
- Bonds most materials, including plastics, rubbers, and metals
- Use where strong, instant bonds are required

5168-4300	$6.50

Overcoat Pens

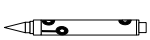

- A tough coating to protect and insulate components, braces, and repairs on circuit boards
- Dries in minutes at room temperature
- Can be applied over traces made by the conductive pen to protect and insulate trace
- When used to repair solder masks, improves the reliability and safety of circuit board modification

MOUSER STOCK NO.	Color	Price Each
5168-3300C	Clear	10.95
5168-3300G	Green	10.95

Conductive Pens

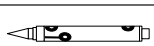

- Use where conductive electronic traces are needed for designing prototype circuits
- Improved conductivity, better trace adhesion, and reduced setting in the pen
- Dries in 3-5 minutes at room temperature
- Spring loaded tip for smooth flow

MOUSER STOCK NO.	Description	Price Each
5168-2200ST	Standard tip	13.15
5168-2200MT	Micro-tip	13.15

Silver Epoxy Kit

For quick connections and bonding in electronic design, prototype, and repair projects. Bonds to solder, mylar, glass, and copper. Contains (part "A") epoxy, (part "B") hardener, reusable stir/applicator, and instructions. Tube size .25 oz. Use with the conductive and overcoat pens for complete design, prototype, and repair.

- Solderless electronic connections
- Quick no or low heat cure
- Shelf life: 12 months

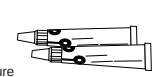

5168-2400	$16.45

PRINTED CIRCUIT MATERIALS KIT

Includes all the essential materials for making professional printing circuit boards using positive method. Light source not included. The pre-sensitized PC boards are single sided copper clad. **Note:** Kit shipped in two boxes (Part A: kit with paint bi-products; Part B: etching solution). UPS requires a hazardous material surcharge for Part B.

Kit Contains:
- 1 PC contact frame
- 1 pre-sensitized PC board (6" x 6")
- 1 pre-sensitized PC board (3" x 4")
- 2 pre-sensitized PC boards (4" x 6")
- 2 mylar sheets (8-1/2" x 11")
- 1 etch resist ink pen
- 2 PC board drill bits
- 1 plastic etching tray (5-1/4" x 7-1/4")
- 1 plastic developing tray (5-1/4" x 7-1/4")
- 6 oz. PC board etching solution
- 2 oz. positive developer concentrate
- 1/2 oz. etch resist lacquer
- 2 oz. PC board stripping solution

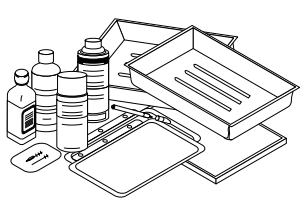

Plus a per carton UPS hazardous material charge

524-22-312	$54.25

SOFTWARE FOR PCB DESIGN

WinDraft

WinDraft is the user friendly schematic capture package for Windows. Install on your PC and in minutes you'll be designing schematics with unsurpassed ease.

Minimum System Requirements:
- 486DX based PC
- 8MB RAM
- 10MB hard drive space

- Easily create designs up to 200 pins.
- Expandable to larger designs.
- Compatibility, reads in OrCAD schematics and libraries.
- Industry standard formats for EDIF and ASCII in/out.
- Complete with Elec. Rules Check, Bill of Materials, and over 12,000 parts.
- Comes on two 3.5" HD (1.44M) disks

526-WINDRAFT	$29.95

WinBoard

WinBoard delivers the most sophisticated interactive routing capabilities available under Windows. It supports through hole and SMD designs. Easily create or modify your own modules footprints. Do designs on the fly (place modules and connect them).

Minimum System Requirements:
- 486DX based PC
- 8MB RAM
- 10MB hard drive space

- Easily create designs up to 200 pins.
- Expandable to larger designs.
- Compatibility, reads in netlists from WinDraft, OrCAD, Tango, Protel and more.
- Industry standard formats for Gerber photo plot, NC Drill, and Bill of Materials.
- Complete package with DRC, Pick & Place, over 700 modules, and more.
- Comes on two 3.5" HD (1.44M) disks

526-WINBOARD	$29.95

PC Boards and Tools

FR-4 COMPOSITE

An economical epoxy glass laminate. Suited for applications requiring high strength at low cost. Copper clad one side only.

E41625

- .059" thickness

MOUSER STOCK NO.	Board Size (In.)	Price Each
501-FR3X3S	3 x 3	1.06
501-FR4X6S	4 x 6	1.96
501-FR8X10S	8 x 10	6.14
501-FR12X12S	12 x 12	8.36

LIQUID ETCHANT

Ferric Chloride one of the most widely used liquid etchants for PC board production. Fast acting, very effective, and economically priced. .42° baume. Shipping weight per gallon 15 pounds.

MOUSER STOCK NO.	Price Each Gallon
5161-FECL-B	18.99

Plus a UPS hazardous material charge per shipping carton (This chemical is shipped 1 gallon per carton.)

DRY ETCHANT

Ammonium Persulphate ideal fast acting powder etchant that you mix with water prior to use. Economical, fast, and effective. Mix ratio: 2 pounds (±10%) of the ammonium persulphate powder to a gallon of water.

MOUSER STOCK NO.	Price Each Pound	
	1 to 9 Lbs.	10+ Lbs.
5161-APS-B	4.94	3.79

Plus a UPS hazardous material charge per shipping carton (Maximum quantity carton 30 pounds.)

ETCH RESIST INK PEN

Features:

- Black resist ink
- Fine point
- Felt tip deposits resist directly on copper-clad boards
- Dries instantly

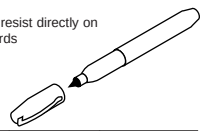

MOUSER STOCK NO.	Tip Size (In.)	Price Each
524-22-220	1/32	2.02

PRE-PUNCHED COPPER CLAD PC BOARDS

Features:

- Copper-clad one side
- Pre-patterned "pad-per-hole" design
- .042" diameter holes with 0.1" spacing between holes

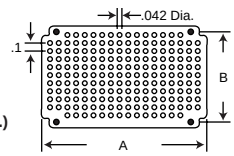

DIMENSIONS (IN.)

MOUSER STOCK NO.	Dimensions (In.)		Fits Cases	Price Each				
	A	B		1	10	25	50	100
400-9032	2.44	1.46	400-5032 and 400-6032	2.89	2.41	2.19	1.99	Call For Quote
400-9043	3.03	1.85	400-5043 and 400-6043	3.86	3.22	2.93	2.66	
400-9053	3.86	2.40	400-5053 and 400-6053	5.06	4.22	3.84	3.49	
400-9064	4.96	2.99	400-5064 and 400-6064	7.00	5.83	5.30	4.82	

PROTOTYPING GRID BOARDS

Features:

- Pre-punched
- .042" hole diameters
- 1/16 (.06) thickness
- High quality

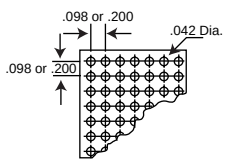

DIMENSIONS (IN.)

2.5mm/.098" Grid Spacing

MOUSER STOCK NO.	Width (In.)	Length (In.)	Copperclad	Price Each			
				1	10	50	100
153-1108	5.91	7.87	None	9.76	8.13	7.39	Call For Quote
153-1112	5.91	11.81	None	12.50	11.36	10.33	
153-1120	5.91	19.69	None	21.54	19.58	17.80	
153-1220	5.91	19.69	1 Side	29.28	26.62	24.20	

.200" Grid Spacing

MOUSER STOCK NO.	Width (In.)	Length (In.)	Copperclad	Price Each			
				1	10	50	100
153-1122	5.91	19.69	None	17.51	15.92	14.47	Call

PLUG BOARDS

Features:

- Available in Y matrix or "pad-per-hole" design
- For edge card, eurocard or plan
- Copper-clad one side
- .100" grid spacing
- 0.42" hole diameters
- 1/16 (.06) thickness
- High quality epoxy paper
- 37 hole wide

Type AA

Type BB

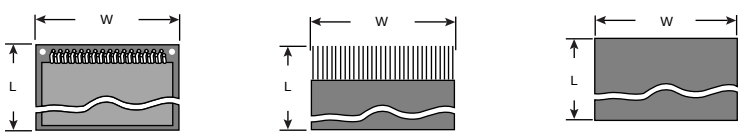

A DIMENSIONS (IN.) B C

MOUSER STOCK NO.	Fig.	Description	Type	Width (In.)	Lth. (In.)	Price Each			
						1	10	50	100
153-1307	A	Pad-per-hole, for 32 pin eurocard	AA	3.94	6.29	13.46	12.24	11.13	Call For Quote
153-1309	B	Pad-per-hole, .100 card edge fingers	AA	3.94	6.29	13.46	12.24	11.13	
153-1318	C	Y matrix with continuous holes	BB	3.94	6.29	11.73	10.66	9.69	
153-1322	C	Y matrix with continuous holes	BB	3.94	19.69	33.26	30.24	27.49	

Bishop Graphics, Inc. DRAFTING SYMBOLS

PC Design Template 1X

Contains 9 axial lead and 7 radial lead components, 5 transistor and 7 potentiometer outlines; various lead patterns on .200", .230", & .400" centers, flat pack, and DIP outlines; .100", .125", .156" spaced connector strip patterns; 5 scale size: 5" x 6" x .030" thick. Pencil allowance: .025"

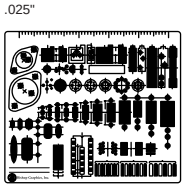

MOUSER STOCK NO.	Price Each
508-3365	38.21

Electrical and Electronic Diagrams Template

Complies with ANSI Y32.2 and IEEE standard No. 315. All popular schematic and logic symbols needed to produce most electronic diagrams. For use on a .200" grid. Size: 7" x 5" x .030" thick.

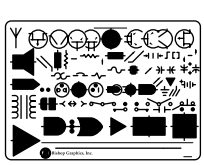

MOUSER STOCK NO.	Price Each
508-3378	20.06

DUAL-IN-LINE SYMBOLS

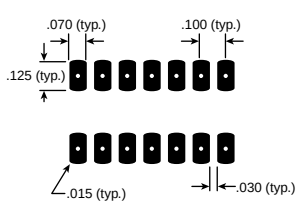

DIMENSIONS (IN.)

MOUSER STOCK NO.	Size	Pins	Qty.	Price Per Pkg.
508-6014	1x	14	250	57.12
508-6038	2x	14	250	57.12
508-6004	1x	16	250	57.12
508-6109	2x	16	250	57.12
508-6535	1x	24	100	57.12
508-6536	2x	24	100	57.12

DONUT PADS

Serve as the basic termination area for prototyping and PC artwork.

500 per package

MOUSER STOCK NO.	O.D. (In.)	I.D. (In.)	Price Per Pkg.
508-D136	.062	.025	23.28
508-D137	.093	.031	23.28
508-D101	.100	.031	23.28
508-D102	.125	.031	15.36
508-D138	.187	.031	15.36
508-D141	.250	.031	15.36
508-D114	.375	.062	19.54

BLACK TAPE

20 yard rolls

MOUSER STOCK NO.	Tape Size (In.)	Price Per Roll
508-201-031-11	.031	6.38
508-201-040-11	.040	6.38
508-201-050-11	.050	6.38
508-201-062-11	.062	6.43
508-201-100-11	.100	6.43
508-201-125-11	.125	6.82

EAGLE PCB CARD GUIDES

The printed circuit board card guide is designed to fit a .125" + .003" -.001" front diameter hole and a .120"±.005 x .218" slot rear hole.

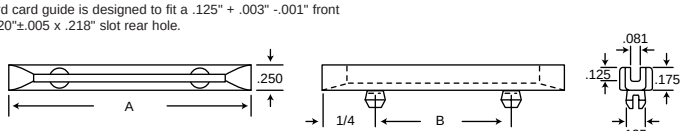

DIMENSIONS (IN.)

MOUSER STOCK NO.	Dimensions (In.)		Price Each			
	A	B	1	100	500	1000
561-CG250	2.5	2.0	.49	.368	.336	.305
561-CG300	3.0	2.5	.49	.368	.336	.305
561-CG350	3.5	3.0	.49	.368	.336	.305
561-CG400	4.0	3.5	.55	.420	.378	.347
561-CG450	4.5	4.0	.59	.438	.402	.365
561-CG550	5.5	5.0	.56	.420	.378	.347
561-CG600	6.0	5.5	.63	.473	.431	.389

VECTORBORD® Prototyping Boards

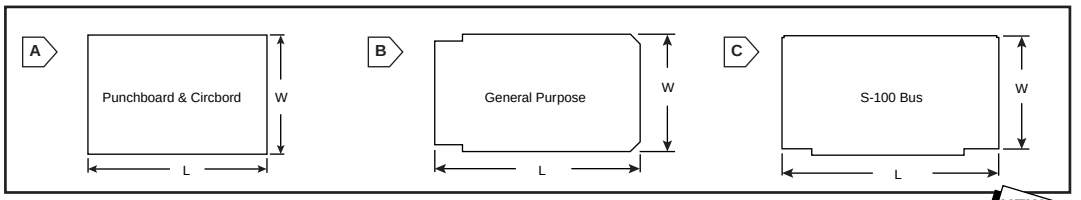

VECTORBORD® PUNCHBOARDS

NEW IN'97

Precision drilled or pre-punched, VECTORBORD® Prototyping boards are convenient, economical design tools and are cost efficient alternatives to custom designs.

For quantities greater than listed, call for quote.

MOUSER STOCK NO.	Fig.	Dimensions (In.)			Material	Circuit Pattern	Price Each		
		W	L	T			1	10	25
574-64P44WE	A	4.50	6.50	.062	FR4 Epoxy glass	.042" general purpose prototyping	**5.43**	**5.16**	**4.88**
574-64P44XXXP	A	4.50	6.50	.062	FR2 Phenolic	.042" general purpose prototyping	**5.43**	**5.16**	**4.88**
574-64P44	A	4.50	6.50	.062	CEM-1 Epoxy glass composite	.042" general purpose prototyping	**5.43**	**5.16**	**4.88**
574-84P44WE	A	4.50	8.50	.062	FR4 Epoxy glass	.042" general purpose prototyping	**6.17**	**5.87**	**5.55**
574-169P44C1	A	4.50	17.00	.062	CEM-1 Epoxy glass comp. copper clad 1-side	.042" general purpose prototyping	**11.89**	**11.31**	**10.70**
574-169P44	A	4.50	17.00	.062	CEM-1 Epoxy glass composite	.042" general purpose prototyping	**9.79**	**9.31**	**8.81**
574-169P44XXXP	A	4.50	17.00	.062	FR2 Phenolic	.042" general purpose prototyping	**7.68**	**7.30**	**6.90**
574-169P44WE	A	4.50	17.00	.062	FR4 Epoxy glass	.042" general purpose prototyping	**10.28**	**9.78**	**9.25**
574-169P44WEC1	A	4.50	17.00	.062	FR4 Epoxy glass, copper, 1 side	.042" general purpose prototyping	**14.66**	**13.94**	**13.19**
574-169P59-032	A	6.00	17.00	.031	FR4 Epoxy glass	.042" general purpose prototyping	**14.66**	**13.94**	**13.19**
574-169P59047	A	6.00	17.00	.047	FR4 Epoxy glass	.042" general purpose prototyping	**14.66**	**13.94**	**13.19**
574-169P59XXXP	A	6.00	17.00	.062	FR2 Phenolic	.042" general purpose prototyping	**11.64**	**11.07**	**10.47**
574-169P79WE	A	8.00	17.00	.062	FR4 Epoxy glass	.042" general purpose prototyping	**16.09**	**15.30**	**14.47**
574-169P84	A	8.50	17.00	.062	CEM-1 Epoxy glass composite-6	.042" general purpose prototyping	**17.22**	**16.37**	**15.48**
574-169P84C1	A	8.50	17.00	.062	CEM-1 Epoxy glass composite, copper, 1 side	.042" general purpose prototyping	**23.81**	**22.64**	**21.41**
574-169P84WE	A	8.50	17.00	.062	FR4 Epoxy glass	.042" general purpose prototyping	**19.59**	**18.62**	**17.61**
574-169P84WEC1	A	8.50	17.00	.062	FR4 Epoxy glass copper clad one side	.042" general purpose prototyping	**25.25**	**24.01**	**22.71**
574-169P99	A	10.00	17.00	.062	CEM-1 Epoxy glass composite	.042" general purpose prototyping	**23.17**	**22.03**	**20.84**
574-85G42WE	A	8.50	17.00	.062	FR4 Epoxy glass	.062" general purpose prototyping	**16.06**	**15.26**	**14.46**
574-85H48WE	A	4.80	8.50	.062	FR4 Epoxy glass	.062" general purpose prototyping	**9.91**	**9.43**	**8.91**
574-85H85WE	A	8.50	8.50	.062	FR4 Epoxy glass	.062" general purpose prototyping	**12.33**	**11.71**	**11.09**
574-170H48WE	A	4.80	17.00	.062	FR4 Epoxy glass	.062" general purpose prototyping	**11.98**	**11.39**	**10.78**
574-170H85WE	A	8.50	17.00	.062	FR4 Epoxy glass	.062" general purpose prototyping	**20.82**	**19.80**	**18.72**

CIRCBORD® PRINTED CIRCUIT PROTOTYPING BOARDS

CIRCBORD® Printed Circuit Prototyping Boards satisfy a wide range of development requirements without the expense of edge connectors. Several different circuit patterns are offered. All bus and circuit and pad surfaces are solder-coated for user convenience. All have .042" holes on .1" grid and are made of flame retardant epoxy.

MOUSER STOCK NO.	Fig.	Dimensions (In.)			Hole Dia. (In.)	16 Pin DIP Capacity	Material	Circuit Pattern	Price Each	
		W	L	T					1	10
574-8001	A	4.50	6.50	.062	.042	20	CEM-1 Epoxy glass composite	3 hole solder pad	**21.81**	**20.74**
574-8002	A	4.50	6.50	.062	.042	36	CEM-1 Epoxy glass composite	Interleaved buses one side	**24.19**	**23.00**
574-8003	A	4.50	6.50	.062	.042	60	CEM-1 Epoxy glass composite	Pad-per-hole one side	**20.76**	**19.74**
574-8004	A	4.50	6.50	.062	.042	50	CEM-1 Epoxy glass composite	Ground plane one side	**22.88**	**21.76**
574-8007	A	4.50	6.50	.062	.042	60	CEM-1 Epoxy glass composite	Pad-per-hole, ground plane	**23.24**	**22.10**
574-3677-6	A	4.50	8.08	.062	.042	21	CEM-1 Epoxy glass composite	3-hole solder pad	**16.81**	**15.98**
574-45P80-1	A	4.50	8.08	.062	.042	80	CEM-1 Epoxy glass composite	Pad-per-hole	**25.36**	**24.12**
574-8010	A	12.86	4.00	.062	.042	124	FR4 Epoxy glass	Pad-per-hole	**70.42**	**66.96**
574-8006	A	5.00	13.25	.062	.042	154	FR4 Epoxy glass	Pad-per-hole, plated thru hole	**40.12**	**38.14**
574-8012	A	9.20	11.00	.062	.042	283	FR4 Epoxy glass	Pad-per-hole, plated thru hole	**60.16**	**57.20**
574-106P106-1	A	10.60	10.60	.062	.042	275	CEM-1 Epoxy glass composite	Pad-per-hole	**62.55**	**59.47**

VECTORBORD® GENERAL PURPOSE AND STANDARD BUS EXTENDER CARDS

Extenders for in-system testing of functioning circuits. Connectors are installed and attached to 2-ounce etched circuit line on the board.

MOUSER STOCK NO.	Fig.	Dim. (In.)		Spacing (In.)	Hole Dia. (In.)	16 Pin DIP Capacity	Material	Bus	Price Each	
		W	L						1	10
574-4610-1	B	6.5	4.5	0.1	.042	59	CEM1 Epoxy glass composite	Contacts only	**33.38**	**31.74**
574-4610-2	B	6.5	4.5	0.1	.042	35	CEM1 Epoxy glass composite	Interleaved bus	**33.38**	**31.74**

VECTORBORD® GENERAL PURPOSE PLUGBOARDS™

NEW IN'97

Made of flame-retardant epoxy glass or epoxy glass composite materials. They are built to precise specifications for secure solder or wire wrap connections. All feature gold plated edge connectors.

For quantities greater than listed, call for quote.

MOUSER STOCK NO.	Fig.	Dimensions (In.)			Spacing (In.)	No. of Cont.	16 Pin DIP Capacity	Material	Circuit Pattern	Price Each
		W	L	T						
574-3797-2	B	4.50	2.73	.062	.156	30	4	CEM-1 Epoxy, glass composite	3 hole solder pad	**17.34**
574-4112-5	B	4.50	4.50	.062	.156	44	8	CEM-1 Epoxy, glass composite	3 hole solder pad/ground plane (w/ zig-zag buses)	**26.67**
574-3662	B	6.50	4.50	.062	.156	44	50	CEM-1 Epoxy, glass composite	Contacts only	**19.59**
574-3662-5	B	4.50	4.50	.062	.156	44	40	CEM-1 Epoxy, glass composite	Contacts only	**16.47**
574-3662A6	B	6.50	4.50	.062	.156	44	90	CEM-1 Epoxy, glass composite	Ground plane	**31.79**
574-3662-9	B	6.50	4.50	.062	.156	44	48	FR4 Epoxy glass	Pad-per-hole, plated thru holes	**38.21**
574-3677-2	B	6.50	4.50	.062	.156	44	12	CEM-1 Epoxy, glass composite	3 hole solder pad w/ interleaved vtg., ground buses	**22.41**
574-4112	B	9.60	4.50	.062	.156	44	40	FR4 Epoxy glass	3 hole solder pad	**34.38**
574-4112-4	B	6.50	4.50	.062	.156	44	25	CEM-1 Epoxy, glass composite	3 hole solder pad (w/ zig-zag buses)	**28.76**
574-3677	B	9.60	4.50	.062	.156	44	21	CEM-1 Epoxy, glass composite	3 hole solder pad	**25.25**
574-3682-2	B	6.50	4.50	.062	.156	44	24	CEM-1 Epoxy, glass composite	Interleaved bus/ground plane	**25.25**
574-3682	B	9.60	4.50	.062	.156	44	48	CEM-1 Epoxy, glass composite	Interleaved buses	**34.91**
574-4610	B	6.50	4.50	.062	.125	56	20	CEM-1 Epoxy, glass composite	3 hole solder pad, I/O connector pads	**31.79**
574-4610-3	B	6.50	4.50	.062	.125	56	52	FR4 Epoxy glass	Pad-per-hole, plated thru holes, I/O connector pads	**47.07**
574-3719-1	B	6.50	4.50	.062	.100	72	50	CEM-1 Epoxy, glass composite	Contacts only	**22.66**
574-3719-4	B	9.60	4.50	.062	.100	72	90	CEM-1 Epoxy, glass composite	Contacts only	**25.25**
574-3719-6	B	6.50	4.50	.062	.100	72	40	FR4 Epoxy glass	Pad-per-hole, plated thru holes	**41.67**
574-4493	B	6.50	4.50	.062	.100	72	42	CEM-1 Epoxy, glass composite	Voltage/ ground planes	**34.69**
574-4350	B	9.60	7.00	.062	.125	80	63	CEM-1 Epoxy, glass composite	Voltage/ ground planes w/ zig-zag buses	**44.83**
574-8804	C	5.30	10.00	.062	.125	100	70	CEM-1 Epoxy, glass composite	Voltage/ ground planes, S-100 bus	**55.98**
574-8801-6	C	5.30	10.00	.062	.125	100	80	FR4 Epoxy glass	Pad-per-hole, S-100 bus	**56.12**

Circuit Pattern

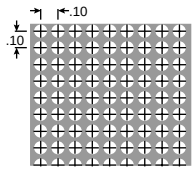

.042" General purpose prototyping

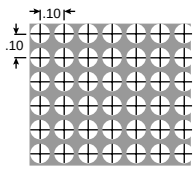

.062" General purpose prototyping



3-Hole solder pad pattern



Contacts only pattern



Voltage/ground plane pattern



Interleaved bus pattern



Pad-per-hole pattern



Zig-zag buses

VECTORBOARD® Prototyping Boards

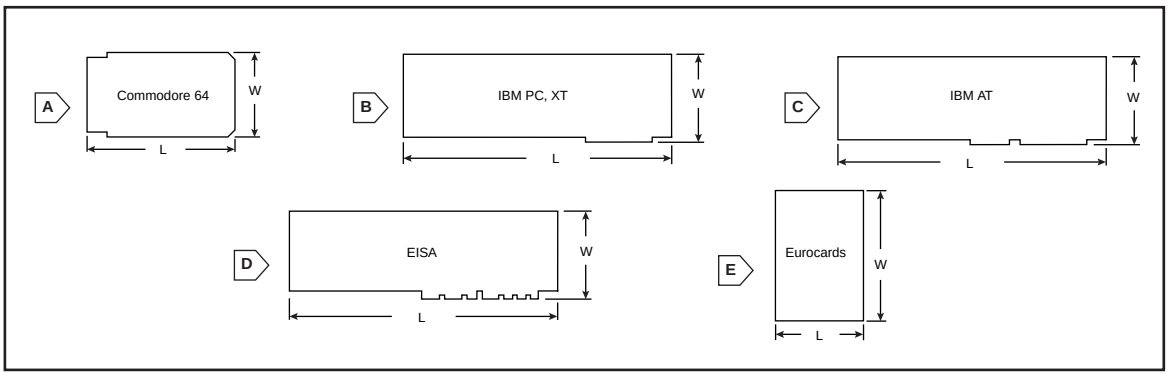

Circuit Pattern


3-Hole solder pad pattern


Peripheral buses


Voltage/ground plane patterns


Pad-per-hole pattern

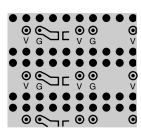
VECTORBORD plus pattern
Fully populated with wire wrap pins


Contacts only pattern

VECTORBORD® BUS SPECIFIC PLUGBOARDS™

Boards have bus specific architecture. They can be used for wirewrap or solder terminations. Holes and edge contacts are positioned on 0.1" centers. Power and ground buses are committed to connectors per bus specifications. Layout paper and instructions are included.

MOUSER STOCK NO.	Fig.	Dimensions (In.)		Hole Dia. (In.)	16 Pin DIP Capacity	Material	Bus	Circuit Pattern	Price Each	
		W	L						1	10
574-3795-1	A	2.73	4.50	.042	4	CEM1 Epoxy glass comp.	Commodore 64	3 hole solder pad	**21.43**	**20.38**
574-4613	B	4.20	13.23	.042	44	FR4 Epoxy glass	IBM PC, XT	3 hole solder pad	**63.60**	**60.48**
574-4613-1	B	4.20	13.23	.042	84	FR4 Epoxy glass	IBM PC, XT	Peripheral buses	**49.42**	**46.99**
574-4613-2	B	4.20	13.23	.042	55	FR4 Epoxy glass	IBM PC, XT	Voltage / ground planes	**63.60**	**60.48**
574-4613-3	B	4.20	13.23	.042	91	FR4 Epoxy glass	IBM PC, XT	Pad-per-hole, plated thru holes	**49.95**	**47.49**
574-4617	C	4.80	13.25	.042	32	FR4 Epoxy glass	IBM AT	3 hole solder pad, plated thru holes	**63.60**	**60.48**
574-4617-1	C	4.80	13.25	.042	108	FR4 Epoxy glass	IBM AT	Peripheral buses	**51.90**	**49.35**
574-4617-3	C	4.80	13.25	.042	96	FR4 Epoxy glass	IBM AT	Pad-per-hole, plated thru holes	**63.60**	**60.48**
574-4617-4	C	4.80	13.25	.055	140	FR4 Epoxy glass	IBM AT	Voltage / ground plane	**63.60**	**60.48**
574-4617C5LF	C	4.80	13.25	.055	140	FR4 Epoxy glass	IBM AT	Fully populated with wire wrap pins	**484.12**	**459.92**
574-4607	A	5.19	8.43	.042	85	FR4 Epoxy glass	DEC	Contacts only	**38.62**	**36.72**
574-4619-3	D	4.50	13.25	.042	70	Mult. layer	EISA	Pad-per-hole, plated thru hole	**168.69**	**160.39**

VECTORBORD® EUROCARD METRIC VME PROTOTYPING BOARDS (DIN 41612)

Feature precision-drilled holes and FR4 epoxy glass construction. They are compatible with VME, Multibus 11, Future Bus, and most common DIN-based applications. Bus connector areas designed for standard 96 pin DIN connectors.

MOUSER STOCK NO.	Fig.	Dimensions (In.)		Hole Dia. (In.)	16 Pin DIP Capacity	Material	Circuit Pattern	Wire Wrap Pins	Price Each	
		W	L						1	10
574-E160-3U-3	E	6.30	3.94	.055	45	FR4 Epoxy glass	Voltage / ground plane	R50, R51, R53	**32.09**	**30.51**
574-E160-6U-1	E	6.30	9.19	.042	100	FR4 Epoxy glass	Pad-per-hole with plated thru holes	574-R32/C	**51.43**	**48.90**
574-E160-6U-3	E	6.30	9.19	.055	105	FR4 Epoxy glass	Voltage / ground plane	R51, R52, R53	**54.00**	**51.35**
574-E220-6U-1	E	8.66	9.19	.042	140	FR4 Epoxy glass	Pad-per-hole with plated thru holes	574-R32/C	**68.10**	**64.75**
574-E220-6U-3	E	8.66	9.19	.055	168	FR4 Epoxy glass	Voltage / ground plane	R51, R52, R53	**65.52**	**62.29**
574-E280-9U-3	E	11.02	14.44	.055	348	FR4 Epoxy glass	Voltage / ground plane	R51, R52, R53	**90.14**	**85.70**

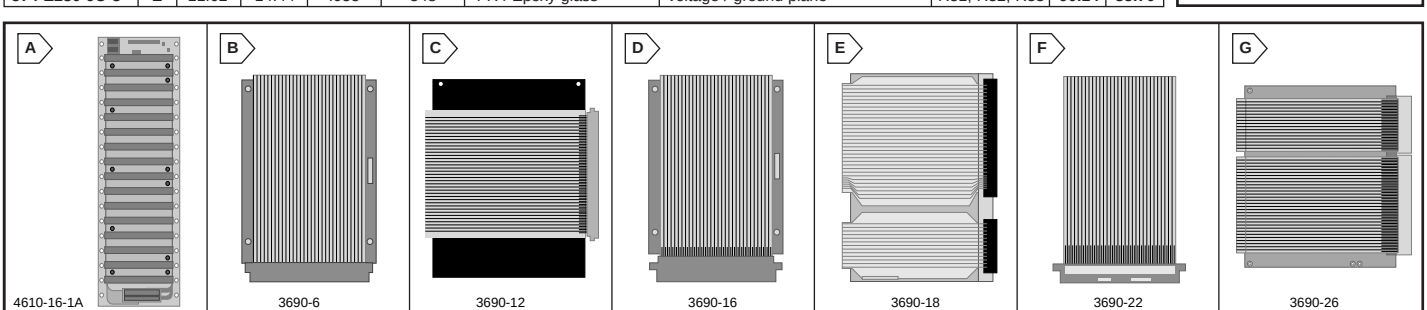

VECTORBORD® STANDARD BUS BACKPLANE

Fully assembled and tested, 16 slot backplane for standard bus applications. Connector spacing is on .75" centers. Meets all standard bus specifications.

✻ Power lines are filtered with bypass capacitors

MOUSER STOCK NO.	Fig.	Dimensions (In.)			Connector Spacing	Accessories			Contacts	Price Each	
		W	L	T		Plugbord Series	Extender	Card Rack		1	10
574-4610-16-1A	A	4.35	13.00	.062	.750	4610 series	3690-16	CCK13 series	Gold plated	**254.48**	**242.15**

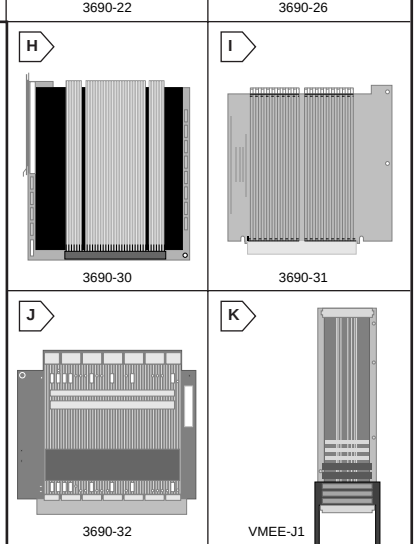

VECTORBORD® GENERAL PURPOSE AND BUS SPECIFIC EXTENDER CARDS

Extenders for in-system testing of functioning circuits. Construction is either FR4 epoxy glass or epoxy glass composite with nickel / gold plated edge contacts and gold plated socket contacts. Connectors are installed and attached to 2-once etched circuit line on the board. Connector tabs on most models are designed to accept test clips or probes.

✻ Power lines are filtered with bypass capacitors

MOUSER STOCK NO.	Fig.	Dimensions (In.)		Spacing	No. of Contacts	Material	Bus	Price Each	
		H	W					1	10
574-3690	B	6.50	4.50	.156	44	Epoxy glass composite	General purpose	**34.91**	**33.20**
574-3690-4	B	7.50	4.50	.100	72	Epoxy glass composite	General purpose	**64.45**	**61.28**
574-3690-6	B	11.00	4.50	.156	44	Epoxy glass composite	General purpose	**41.06**	**39.01**
574-3690-12	C	7.50	10.00	.125	100	Epoxy glass composite	S100	**66.38**	**63.11**
574-3690-16	D	6.50	4.50	.125	56	Epoxy glass composite	General purpose/standard	**43.23**	**41.10**
574-3690-18	E	7.65	12.00	.100	60	Epoxy glass	Multibus 1	**95.00**	**90.33**
574-3690-22	F	5.70	3.18	.100	62	Epoxy glass	IBM PC, XT	**57.76**	**54.92**
574-3690-26	G	5.60	6.70	.100	36	Epoxy glass	IBM AT	**66.38**	**63.11**
574-3690-30	H	7.475	6.10	DIN	96	Multilayer	PS/250, 60	**205.86**	**195.57**
574-3690-31	I	7.475	7.65	DIN	96	Multilayer	PS280	**237.77**	**226.08**
574-3690-32	J	5.60	6.70	.050	188	Multilayer	✻EISA	**258.19**	**245.49**
574-VMEE-J1	K	3.94	12.20	DIN	96	Multilayer	VME	**255.82**	**243.24**
574-VMEE-J2	K	3.94	12.20	DIN	96	Multilayer	VME	**255.82**	**243.24**

Vector-Pac® Kits, Tools, and Accessories

PCI DEVELOPERS KITS AND PCMCIA PROTOTYPE KITS

NEW IN'97

4624-10 PCI Developer's Kit

- Provides prototype space and additional boards and accessories for circuit layout
- Compliant with PCI Spec 2.1 providing Busmastering functions
- Chip and kit documentation included
- Kit Contents: 2 PC boards that plug into PCI board, PCI prototype board with AMCC Matchmaker bus controller chip with provisions for flash memory and memory for software use, ISA "Loopback" PC card for interface with same or other PC, test and development software, chip and kit documentation (schematics and circuit layout drawings) and quick reference guide

574-4624-10 $495.00

4624-8 PCI Prototype Board for Circuit Development

- Full size PCI card allowing expanded space for circuit layout
- Compatible with Power PC Macintosh and PC formats
- AMCC Matchmaker bus controller chip installed and tested on PCI card
- Software and documentation provided

574-4624-8 $295.00

4624-3 PCI Prototype Board for Universal Development

- Multilayer board with pad per hole pattern with power and ground accessible throughout board
- Designed for use in 5 volt or 3.3 volt applications
- Designed for use with Vector prototype accessories
- Instructions included

574-4624-3 $135.34

3690-34-3V PCI Test Extender

- 32 bit or 64 bit test extender card for 3.3 volts
- Each signal line provided with test point
- Assembled and tested
- Instructions included

3690-34-5V PCI Test Extender

- 32 bit or 64 bit test extender card for 5 volts
- Each signal line provided with test point
- Assembled and tested
- Instructions included

574-3690-34-3V $225.00
574-3690-34-5V $225.00

4625-3 PCMCIA Prototype Board Kit

- Large area 10.6" x 7" prototype board
- FR4 epoxy glass board
- 0.1" grid pattern with pad per hole, surrounded by ground and power planes on both sides of board
- Kit Contents: PCMCIA adaptor, 10.6" x 7" prototype board

574-4625-3 $125.00

3690-35 PCMCIA Test Extender

- Designed for Type I and Type II use
- 64 pin connect or with numbering
- Multilayer construction
- Signal lines provided with test points
- Assembled and tested

574-3690-35 $135.00

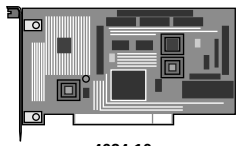
4624-10

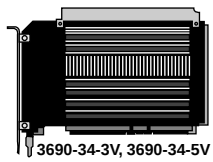
3690-34-3V, 3690-34-5V

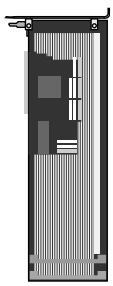
4624-8


4624-3

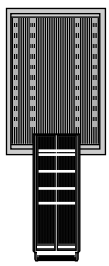
4625-3


3690-35

PAD CUTTER

Pad cutters provide an effective method for creating isolated solder pads around holes in copper clad boards. Pilot pin enters hole and rotated, creating a clearanced area around solder pad.

MOUSER STOCK NO.	Fig.	Description	Price Each
574-P138A	A	With handle, for pattern P, .042" holes	20.90
574-P138C	B	Shank only, without handle, for use in power drills	17.11

WIRE-WRAP TOOLS

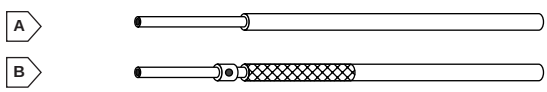

MOUSER STOCK NO.	Fig.	Description	Price Each
574-P160-1B	A	Manual unwrap tool for 26AWG - 30AWG wire	60.59
574-P160-2B	B	Manual wrapping tool for 26AWG - 30AWG wire	41.97

TEFZEL INSULATED SILVER PLATED WIRE

NEW IN'97

This wire is designed to be used with wire wrap terminals. Spool diameter is 1 inch.

MOUSER STOCK NO.	AWG	Color	Ft. Per Spool	Spools Per Pkg.	Price Per Pkg.
574-W28-6A	28	Green	50	2	16.12
574-W28-6B	28	Red	50	2	16.12
574-W28-6D	28	Blue	50	2	15.28
574-W28-6E	28	White	50	2	16.31
574-W28-6F	28	Yellow	50	2	15.28
574-W28-6H	28	Black	50	2	16.55



MULTI-MOD CASE

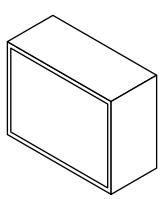

Versatile multi-mod case is ideal for small case packaging of testers, controllers, and other instruments. Brushed aluminum construction provides excellent RF attenuation. Extruded, two piece frame assembles quickly with self tapping screws. Fits standard .062" cards.

MOUSER STOCK NO.	Dimensions (In.)			Card Size (In.)	Price Each
	H	W	L		
574-W20-66-46B	4.61	2.00	6.61	6.50 x 4.50	24.55

PINS, TERMINALS, SOLDER EYELETS, AND BUS STRIPS

Mini-Klip™ Push-In Terminals

DIMENSIONS (IN.)

MOUSER STOCK NO.	Fig.	Description	Package Quantity	Price Each
574-T28/M	A	Push-in terminal for .062" holes	1000	36.50
574-T42-1/C	B	Push-in terminal for .042" holes	100	5.32
574-T42-1/M	B	Push-in terminal for .042" holes	1000	38.10
574-K24A/M	C	Pin .650" (L) for .042" hole, gold plated	1000	89.34
574-K24C/M	C	Pin .650" (L) for .042" hole, tin plated	1000	49.14
574-K30C/M	D	Pin .550" (L) for .042" hole	1000	31.05
574-K31C/M	D	Pin .375" (L) for .042" hole, tin plated	1000	34.76
574-K32/C	E	J pin terminal for .042" holes	100	12.93

.025" Square Post Wire-Wrap Terminals

574-T44/C	F	Bifurcated with 2 pronged receptacle for	100	6.34
574-T44/M	F	wires or leads	000	38.10
574-T46-2-9/M	G	Press in terminal for .042" hole; A=.36", B=.42"	1000	66.06
574-T46-3-9/C	G	Press in terminal for .042" hole; A=.46", B=.60"	100	9.47
574-T46-3-9/M	G	Press in terminal for .042" hole; A=.46", B=.60"	1000	71.83
574-T46-4-9/C	G	Press in terminal for .042" hole; A=.04", B=.42"	100	6.46
574-T46-4-9/M	G	Press in terminal for .042" hole; A=.04", B=.42"	1000	48.52
574-T46-5-9/C	G	Press in terminal for .042" hole; A=.28", B=.60"	100	7.97
574-T46-5-9/M	G	Press in terminal for .042" hole; A=.28", B=.60"	1000	65.37
574-T49/C	H	Trifurcated with 3 pronged receptacle for	100	11.64
574-T49/M	H	wires or leads	1000	102.76
574-T68/C	I	Bifurcated mini-wrap terminal length .80	100	6.12
574-T68/M	I	Bifurcated mini-wrap terminal length .80	1000	32.59
574-T68A/M	I	Bifurcated mini-wrap terminal length .63	1000	45.33

.042" Wire-Wrap Socket Pins

- Low profile
- Pressfit mounting

574-R32/C	J	Four finger contacts, depth .13"	100	28.45
574-R32/M	J	Four finger contacts, depth .13"	1000	193.97

Solder Eyelets and Bus Strips

574-T123/500	K	Solder eyelets for .055" holes	500	26.45
574-T107/C	L	.08" (W) x 14" (L) solder-coated	100	78.80

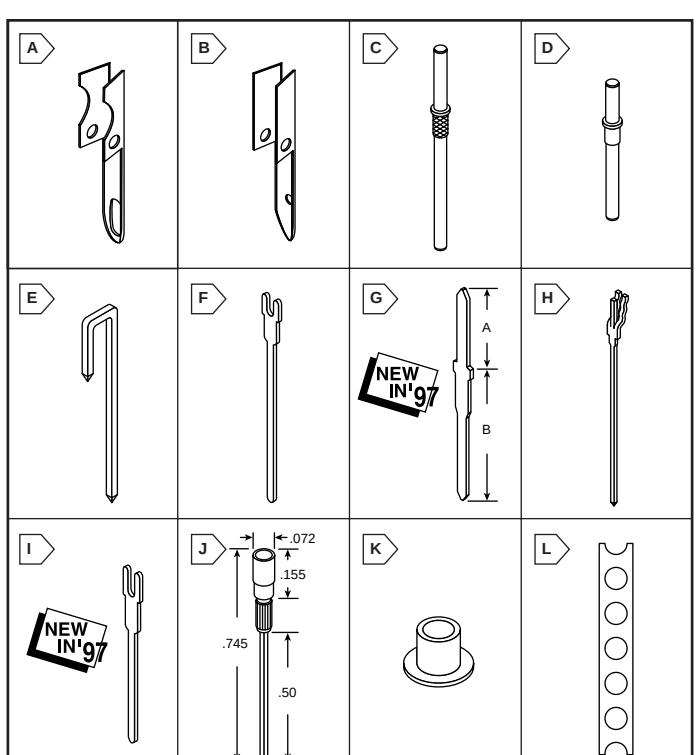

Breadboards, Accessories, and Tools

3M SOLDERLESS BREADBOARDS

3M solderless breadboards incorporate state-of-the-art techniques in design and fabrication to yield a circuit building system with unparalleled flexibility.

Features:

- 5 way binding post interface connections
- Laboratory proven multi-tie point terminal design
- Steel base with high gloss baked enamel finish
- Alpha-numeric tie-point identification
- 3M jumper wires included with all breadboards

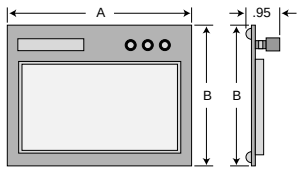

MOUSER STOCK NO.	DIP Capacity	Size (In.) A	Size (In.) B	No. of Tie Points	Binding Post	Price Each
517-922306	6-14 pin	5.4	4.0	610	2	10.80
517-922309	9-14 pin	7.0	4.0	840	3	15.80
517-922318	18-14 pin	7.75	6.25	1824	3	29.14
517-922327	27-14 pin	8.0	9.25	2712	4	37.47
517-922336	36-14 pin	10.25	9.25	2648	4	55.81
517-922345	45-14 pin	12.44	9.75	4520	4	74.98
517-922354	54-14 pin	14.69	9.75	5424	4	83.32

3M COLOR CODED JUMPER WIRES

Features:

- Pre-measured, pre-formed color coded jumper wires
- 22 AWG solid, tinned copper, PVC insulated
- Stripped 1/4", bent 90° on both ends

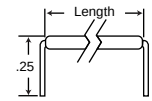

MOUSER STOCK NO.	Length (In.)	Color	Package Quantity	Price Each
517-923345-01	0.1	None	200	4.64
517-923345-02	0.2	Red	200	4.64
517-923345-03	0.3	Orange	200	4.64
517-923345-04	0.4	Yellow	200	4.64
517-923345-05	0.5	Green	200	4.64
517-923345-06	0.6	Blue	150	4.64
517-923345-07	0.7	Violet	150	4.64

MOUSER STOCK NO.	Length (In.)	Color	Package Quantity	Price Each
517-923345-08	0.8	Gray	150	4.64
517-923345-09	0.9	White	150	4.64
517-923345-10	1.0	Brown	100	4.64
517-923345-20	2.0	Red	100	4.64
517-923345-30	3.0	Orange	75	4.64
517-923345-40	4.0	Yellow	75	4.64
517-923345-50	5.0	Green	75	4.64

3M COLOR CODED JUMPER WIRE ASSORTMENT KIT

- 350 pieces
- 14 different color coded lengths
- 25 of each length

MOUSER STOCK NO.	Price Each
517-923351R	20.18

A

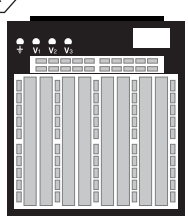

383-K326 Shown

B

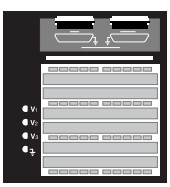

- Programmable 25-pin detachable I/O D-sub connectors included (1 male, 1 female)

C

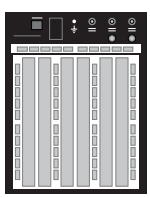

- Built-in power supply (short-proof)
- DC power: +5V/1A
- Adjustable: 0 to +15V or -15V @ 500mA

D

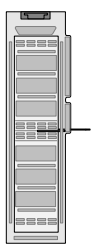

- All PC signals are connected to PCB
- External DB-25 D-sub connector (female) for interfacing

P&P MULTI-BOARD SOCKETS AND BUS STRIPS

Features:

- Center channel can be adjusted from 0.3 to 0.6 with a simple swap of the strips
- Accommodates 8 to 40 pin IC's
- Can fit up to 9 14-pin dual-in-line IC's
- Snap lock design allows easy combination with other strips

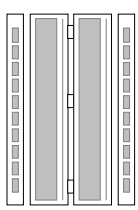

MOUSER STOCK NO.	Price Each
383-X1000	10.95

P&P PROTO-TYPE BOARDS

For construction of electronic circuits. Accepts most electronic components including IC's and transistors. Contacts-silver/nickel alloy. ABS polymer plastic body. Edge plates included. Dimensions shown are base plate dimensions.

MOUSER STOCK NO.	Fig.	Description	Dimen. (In.) L	Dimen. (In.) W	Price Each
383-K158	A	1580 tie points, 3 binding posts, fits up to 18 14-pin dual-in-line IC's	6.625	7.50	21.45
383-K242	A	2420 tie points, 4 binding posts, fits up to 27 14-pin dual-in-line IC's	9.875	7.375	32.19
383-K326	A	3260 tie points, 4 binding posts, fits up to 36 14-pin dual-in-line IC's	10.50	9.50	47.39
383-K2300-1	B	Interface proto-type board, 2320 tie points, 4 binding posts, fits up to 36 14 pin dual-in-line IC's	10.00	9.00	58.95
383-K2400	C	Powered proto-type board, input line voltage: AC 120V 60Hz, 2420 tie points, power switch w/light	9.75	7.75	159.95
383-Q1940	D	PC interface proto-type board, 1940 tie points, fits up to 24 14-pin dual-in-line IC's	13.75	4.00	91.88

P&P SOCKET AND BUS STRIPS

Features:

- External body is made of polymer which resists heat up to 90°C
- Internal contact material is made of silver and nickel alloy
- Contact resistance: < 1mΩ
- Snap lock design allows easy combination with each other for greater design flexibility

383-K10 Shown

A

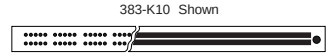

B

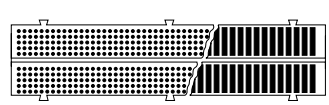

C

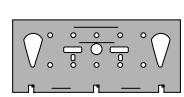

MOUSER STOCK NO.	Fig.	Description	Dimen. (In.) L	Dimen. (In.) W	Price Each
383-Q50	A	2 buses of 25 terminals in two rows	3.15	.47	2.13
383-Q290	A	58 groups of 5 connected terminals	3.15	1.5	4.95
383-K10	A	4 buses of 25 terminals in two rows	6.8	.54	1.95
383-K64	B	128 groups of 5 connected terminals on each side	6.8	1.5	6.95
383-EP3	C	Edge plate allows easy mounting of components	6.8	2.5	.78

P&P SOLID JUMPER WIRE

Features:

- Replacement wire for jumper wire assortment kit, part number: 383-1425
- Each wire is stripped 1/4" and bent 90° on both ends
- PVC insulated #22 AWG solid tinned copper
- 14 color coded sizes from 0.1" to 5.0"

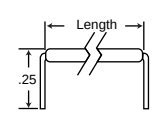

MOUSER STOCK NO.	Length (In.)	Color	Pkg. Qty.	Price Each
383-KS01	0.1	(no insulation)	200	3.94
383-KS04	0.4	Yellow	200	3.94
383-KS06	0.6	Blue	150	3.94
383-KS10	1.0	Brown	100	3.94

X-ACTO TOOLS

6 1/2" Long Tweezer

MOUSER STOCK NO.	Fig.	Description	Price Each
5877-X73380	A	Nickel plated steel, self closing and blunt serrated points	4.28

Mini Vacu-Vise

5877-X73700	B	Holds tight instantly on nonporous surfaces, glass, metal formica, etc. No screws, just flip the lever!	8.09

Knife

5877-X3001	C	5" long knife with aluminum handle	2.75

Blades

MOUSER STOCK NO.	Fig.	Description	Price Each
5877-X11	D	No. 11 blade, package of 5	1.70

Hot Knife

5877-X6278	E	Threaded end screws into Weller marksman soldering iron 578-SP23 and cuts through plastics rapidly and accurately.	3.14

Knife Assortment Kit

5877-X5082	F	Comes complete with fitted chest and #1, 2, and 5 knives plus 10 assorted extra blades	18.68

Test Equipment, Breadboards, and Software

5002 UNIVERSAL COUNTER

- Frequency, period, ratio, pulse width, and count modes
- 1.3GHz maximum frequency
- AC or battery operation
- Selectable gate times 0.1, 1, 10 seconds
- High resolution reciprocal measurement
- Portable with detachable AC line cord
- Trigger level control and low pass filter
- External standard input with auto-change over
- Three year warranty

NEW IN'97

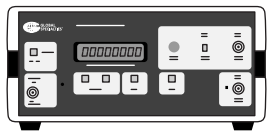

510-5002	$499.95

MODEL 5003 FREQUENCY COUNTER

- 1.3GHz hand held frequency counter
- 5Hz to 1300MHz frequency range
- Very high sensitivity at all frequencies
- Frequency and period measurement, 0.0001mHz resolution
- Reciprocal counting technique gives superior accuracy
- Push-to-measure function with auto power-down
- Large 8-digit display with full range of indicators
- Three year warranty

NEW IN'97

510-5003	$250.00

2002D FUNCTION GENERATOR

- 2MHz multi-purpose sweep function generator with internal 6-digit frequency counter
- Wide frequency range 0.2Hz to 2MHz
- Provides sine, triangle, square wave, and ramp outputs
- Continuously variable 50Ω output
- Variable DC offset
- Symmetry control
- Separate TTL output provides duty-cycle adjustment
- Sweep input allows VCO control of frequency
- Model 2002 available without digital display
- Three year warranty

NEW IN'97

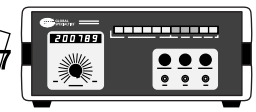

510-2002	$280.00

MODEL 1302B DC POWER SUPPLY

The 510-1302A features three completely isolated voltage supplies: a fixed/variable 5 VDC, 5.0A output, two variable 0-30 VDC, 2.0A outputs are available via front panel, and color-coded binding posts. The separate front panel 3 inch LED displays allow you to monitor voltage from 0-30V and current from 0-2A.

- Three Year Warranty

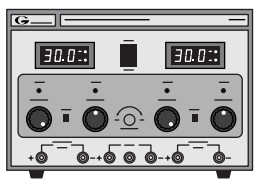

510-1302	$525.00

MODEL 1310 DC POWER SUPPLY

Three independent outputs–one fixed: +5V; two variable: 1.2-20V. +5VDC @ 1 amp, variable supplies .25 amp each. LED readout for voltage or current on either variable supply. External short circuit will not damage supplies. All supplies are floating and transformer isolated. Size: 3H x 10W x 7D inches. Weight: 6 lbs.

- Three year warranty

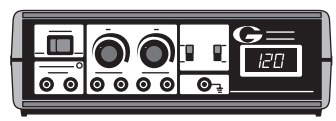

510-1310	$174.00

2003 FUNCTION GENERATOR

- Fully synthesized
- DC to 1.6 MHz
- Trigger, sweep, burst, hop, gate, and continuous modes
- Internal linear/log sweep across frequency range
- External trigger and gate
- TS232 communications port
- Three year warranty

NEW THIS ISSUE

510-2003	$525.00

1316/1332 POWER SUPPLIES

- **Model 1316**: 0-16VDC @ 0-10A
- **Model 1332**: 0-32VDC @ 0-5A
- Laboratory grade single output supplies
- Short circuit protected
- Digital readout monitors current and voltage
- Coarse and fine adjustments
- Heavy duty transformer isolated design
- Constant current/voltage mode LED indicators
- Three year warranty

NEW IN'97

510-1316	$390.00
510-1332	$360.00

1504/1505 AC POWER SUPPLIES

- **Model 1504 Single Range**: 0-150VAC @ 4A
- **Model 1505 Dual Range**: 0-150VAC @ 4A, 0-260VAC @ 2A
- Triple isolated continuously variable AC output
- Power line leakage current measurement facility
- 3-digit DPM for high accuracy
- Capacitive coupling less than 0.0005pF
- Galvanic leakage less than 10μA
- 120dB attenuation for common mode noise
- Three year warranty

NEW IN'97

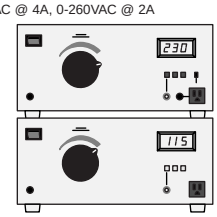

510-1504	$425.00
510-1505	$610.00

4001 PULSE GENERATOR

- Independent settings of pulse width and pulse spacing
- Outputs from 0.5Hz to 5MHz
- Complement output-inverts waveform
- Variable output for CMOS circuitry
- Symmetrical square wave outputs
- Four modes-run, triggered, gated, one-shot
- Power required: 105-135AC, 57-63Hz, 6VA maximum
- Sizes (H x W x D): 3" x 10" x 7", weight: 2.2 lbs.
- Three year warranty

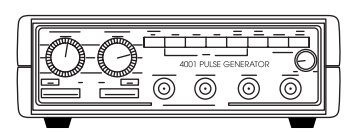

510-4001	$210.00

UNPOWERED PROTO-BOARDS™

510-PB-10

NEW THIS ISSUE

- 840 tie points
- 3 binding posts
- Plastic backplate 7 x 4 x 1.4 inches (L x W x H)
- 8 14pin DIP cap

510-PB-103

NEW THIS ISSUE

- 2250 tie points
- 4 binding posts
- Aluminum backplate 9 x 6 x 1.4 inches (L x W x H)
- 24 14pin DIP cap

510-04-1050

- Largest breadboard available
- 4560 tie points
- 5 binding posts
- Aluminum backplate 9.2 x 11.4 x 1.4 inches (L x W x H)
- Contact resistance: less than .5mΩ
- 48 14-pin DIP capacity



510-04-1050

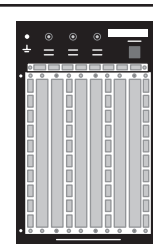

510-PB-103

510-PB-10

Unlimited Lifetime Guarantee On All Global Breadboard Sockets

510-PB-10	$17.44
510-PB-103	$44.00
510-04-1050	$95.00

POWERED PROTO-BOARDS™

PB-503:

- 1 to 100KHz function generator and TTL outputs
- Voltage: 5V and variable ±5-15VDC power supplies
- 2520 tie-points
- 8 logic probe circuits, LED indicators, pulsers, potentiometers and speaker
- Bench-top workstation

PB-503C:

NEW THIS ISSUE

- Identical to PB-503 in portable design workstation
- Housed in a rugged carrying case

PB-203A:

- 5VDC, 1A power supply
- Separate +5.5-18VDC/-5.5-18VDC power supplies-capable of 500mA @ 15VDC
- Factory pre-set power to +/-15VDC
- Voltages independently adjustable
- Twenty four 14 pin DIP capacity

PB-203AK:

- Identical to PB-203A in kit form
- 30-page construction manual

PB-204:

- 5VDC, 1A power supply
- Separate +12/-12VDC power supplies-capable of 250mA
- Powered from external pak twenty four 14 pin DIP capacity

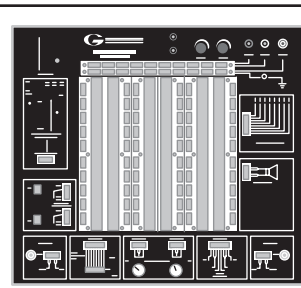

PB-503 Series

Unlimited Lifetime Guarantee On All Global Breadboard Sockets

MOUSER STOCK NO.	Weight (lb.)	Price Each
510-PB-503	7	299.95
510-PB-503C	7.8	349.95
510-PB-203A	5.5	183.00
510-PB-203AK	5.5	129.95
510-PB-204	5	121.00

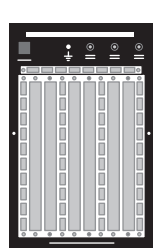

PB-200 Series

CIRCUIT SIMULATOR SOFTWARE

Introducing Protolab™ a total computer-simulated, electronics laboratory including free built-in test instruments and tools to build and test actual circuits.

System Requires:

- IBM/PC or compatible with 512K RAM
- EGA/VGA video
- Mouse
- 3-1/2" or 5-1/4" floppy drive

Includes:

- Protolab™ Release 3.2
- 3 Protoware™ modules (diodes, transistor amplifiers, and electronic organs)

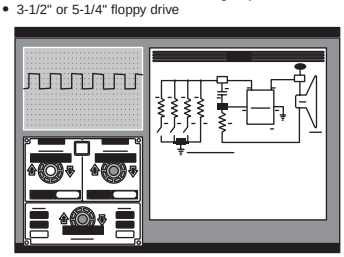

Electronic Organ

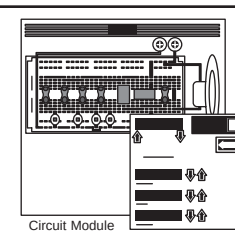

Circuit Module

Signal Generator

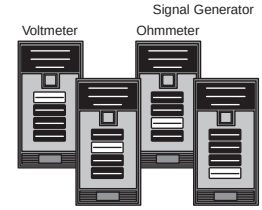

Includes EGA/VGA graphics, quick function key menu selection, and on-line help. Most importantly, Release 3.2 supports the advanced components available in Protoware™ circuit modules.

Protoware™ modules and diodes, transistor amplifiers and an electronic organ. A "cook-book" format makes it easy to learn and understand. Change component values and analyze the circuit. View the circuit in schematic or pictorial presentation. A great program for studying the basics of electronic circuits and test equipment.

IBM, trademark of International Business Machines, Inc.

✻Price includes 3 additional Protoware™ modules (diodes, transistors, and electronic organ)

510-PL-0006	$24.95✻

ADVANCED DIGITAL MULTIMETERS

Common Features:

- AC/DC voltage: 750V / 1000V
- AC/DC current: 10A
- Resistance range: 20MΩ - 40MΩ
- Double insulated input jack
- Overload protection voltage up to max. 600V in resistance range, capacitance, continuity, and diode check
- 1000V between Com. and ground jacks
- 10A fused with input overload protection
- Introduction to surface mount technology (SMT)
- Designed to meet IEC-1010-1 safety requirements
- Wrong position protection
- Adopting unbroken tilt stand
- Diode test
- Continuity test
- Safety holster

NEW IN'97

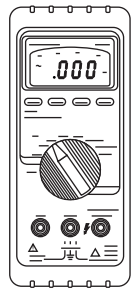

3 1/2-Digit Display

MOUSER STOCK NO.	Count	Range	Data Hold	TR hfe	Freq.	Capac.	Auto Off	Analog Bar Graph	Batt. Test	Price Each
585-DM311	2000	Man	No	No	No	No	No	No	Yes	50.99
585-DM312	2000	Man	No	Yes	Yes	Yes	No	No	No	79.99
585-DM313	2000	Auto/Man	Yes	No	No	No	No	No	No	59.99

3 3/4-Digit Display

585-DM332	4000	Man	Yes	Yes	Yes	Yes	Yes	Yes	Yes	105.74
585-DM333	3200	Auto/Man	Yes	No	No	No	Yes	Yes	No	69.99
585-DM334	4000	Auto/Man	Yes	No	Yes	No	Yes	Yes	No	99.99

DIGITAL CLAMP METER

NEW IN'97

Features:

- 3 3/4-digit LCD display, 4000 count
- Meet UL, CSA, CE, and IEC-1010-1 safety standards
- Compact and rugged case
- Easy use with tear drop shape jaw
- Surge and overload protection in all range
- Data and peak hold functions
- Continuity check with beep sound

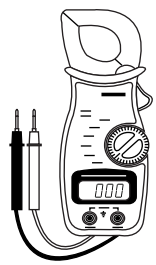

585-CM631D	$85.99

DIGITAL MULTIMETER

NEW IN'97

Features:

- 4 1/2-digit display, 5 digit green LED, 1999 count
- VDC basic accuracy of 0.05%
- Full overload protection
- Frequency measurement up to 200KHz
- Continuity check with beeper
- Data hold, diode check, TR hfe measurement available
- True RMS in AC range
- 600V overload protection in resistance range

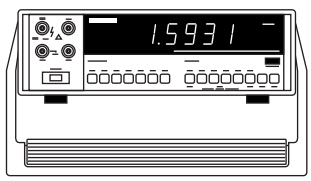

585-DM-441B	$229.99

OSCILLOSCOPES

The newest oscilloscopes from Goldstar offer economic choice for high quality. Suitable for use in schools, production, service, and maintenance of consumer products

Common Features:

- 6" rectangular CRT (8x10 DIV)
- Ch2 polarity inversion switch
- High-sensitivity X-Y operation
- Vertical gain sensitivity x5 magnifier
- Horizontal sweep time x10 magnifier
- Automatic focus
- Warranty: 2 years
- TV sync circuit
- Variable hold-off function
- Z-axis (intensity modulation)
- Level control for superior triggering
- Meets IEC-348 safety requirement
- 100V/120V/220V/240V, 50-60Hz, power source

NEW IN'97



(User manual, 2 spare fuses, and probe set included)

MOUSER STOCK NO.	Freq. MHz	Trace	Channel	Signal Delay	Alt Trigger	RS232 Inter-face	Comp-act Size	Function Generator	Price Each
585-OS3020	20	Dual	2	No	No	Yes	No	- - -	1050.00
585-OS5020P	20	Dual	2	No	Yes	No	Yes	- - -	427.00
585-OS9020G	20	Dual	2	No	No	No	No	1MHz	559.99
585-OS9040D	40	Dual	2	No	No	No	No	- - -	776.00
585-OS9060D	60	Dual	2	No	No	No	No	- - -	921.00
585-OS8100A	100	8	3	No	No	No	No	- - -	1350.00
585-OS9100P	100	Dual	2	Yes	Yes	No	No	- - -	1022.77

REGULATED DC POWER SUPPLY

NEW IN'97

Features:

- Plastic case, considerably light
- Compact size, easy to carry
- Low power consumption
- Output polarity: positive and negative
- CC/CV indicator
- Built-in output current limit circuit
- Built-in 4 digit green LED for digital display (GP-4303D)
- Low ripple voltage less than 1.5mVp-p
- Overload protection circuit

Digital Analog

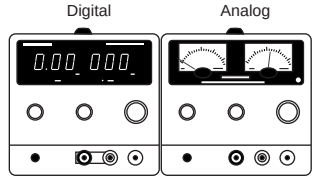

MOUSER STOCK NO.	Description	Price Each
585-GP4303A	Analog 30VDC 0-3A power supply	199.00
585-GP4303D	Digital 30VDC 0-3A power supply	229.00

FREQUENCY COUNTERS

NEW IN'97

Features:

- AC/DC coupling
- Attenuator (10:1)
- One year warranty
- Built-in CMOS gate array
- Fast, high-resolution, 8-digit green LED display
- Reciprocal technique for low frequency resolution
- Microprocessor controlled
- Total, RPM function, period
- INT/EXT time base selectable

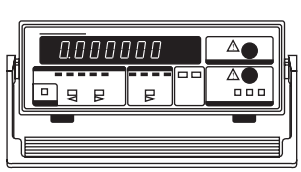

MOUSER STOCK NO.	Description	Price Each
585-FC-2015	150 MHz multi-function counter	269.00
585-FC-2130	1.3 GHz multi-function counter	309.99
585-FC-2015U	Universal 150MHz multi-function count.	309.00
585-FC-2130U	Universal 1.3GHz multi-function count.	369.00

FUNCTION GENERATORS

Features:

- DC offset control
- One year warranty
- Wide frequency range: 0.02Hz to 2MHz
- TTL/CMOS leveled square wave output
- Linear sweep control from 1:1 to 100:1
- Maximum attenuation of 40dB can be obtained
- Built-in 4-digit green LED display (FG-2002C only)
- Low distortion factor less than 1% at 10Hz to 100KHz
- Output impedance changeable: 50Ω or 600Ω (FG-2002C only)
- Variable symmetry to generate saw-tooth and pulse wave forms
- Versatile waveforms: sine, triangle, square, ramp and pulse, saw-tooth



MOUSER STOCK NO.	Description	Price Each
585-FG-8002	2 MHz, sweep function generator	199.00
585-FG-2002C	2 MHz, sweep function generator with LED display	349.00

OSCILLOSCOPE PROBE SET

Contents of Each Kit:

- Probe w/ x1/x10 switch setting
- Band width: 100 MHz (x10); 10MHz (x1)
- 1 insulating tip
- 1 spring hook
- 1 trimmer tool
- 1 I.C. tip
- 1 BNC adaptor
- 1 ground lead
- 1 measuring tip

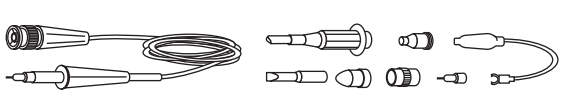

For quantities greater than listed, call for quote.

MOUSER STOCK NO.	Description	Price Each
585-OS-100A	2 probe kits, overall length is 59"	54.25

DIGITAL STORAGE OSCILLOSCOPES

Specifications:

- 20 MHz bandwidth
- 40 Ms/s sampling rate
- 2 channels
- Autoset
- 4 x 8 KB memory
- Cursors and readouts
- RS-232 interface standard
- IEEE-488 interface standard
- 50 ns glitch capture
- Up to 8,000 samples per waveform
- Dual time base
- Pre-trigger
- Triggers to 40 MHz
- Lab View® or Lab Windows® compatible
- IEC 1010 class 1 safety compliance
- 3-year warranty

615-5020	$2219.00

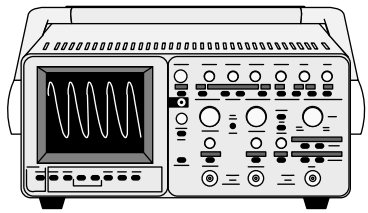

615-5020 Illustrated

Specifications:

- 100 MHz bandwidth
- 40 Ms/s sampling rate
- 2 channels
- Autoset
- 2 x 4 KB memory
- Cursors and readouts
- RS-232 interface standard
- No IEEE-488 interface
- 8 x 10 cm display
- 50 ns glitch capture
- Up to 4,000 samples per waveform
- Dual time base
- Pre-trigger
- Triggers to 180 MHz
- Lab View® or Lab Windows® compatible
- IEC 1010 class 1 safety compliance
- 3-year warranty

615-5100	$2495.00

Specifications:

- 100 MHz bandwidth
- 40 Ms/s sampling rate
- 2 channels
- Autoset
- 4 x 8 KB memory
- Cursors and readouts
- RS-232 interface standard
- IEEE-488 interface standard
- 8 x 10 cm display
- 50 ns glitch capture
- Up to 8,000 samples per waveform
- Dual time base
- Pre-trigger
- Triggers to 180 MHz
- Lab View® or Lab Windows® compatible
- IEC 1010 class 1 safety compliance
- 3-year warranty

615-5105	$2695.00

OSCILLOSCOPES

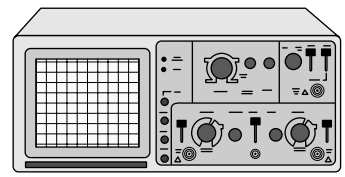

615-1541C Illustrated

40 MHz Dual-Channel

Specifications:

- 1 mV/div sensitivity
- 19 calibrated sweeps
- Video sync separators
- X10 sweep mag
- 3 year warranty

615-1541C	$799.00

20 MHz Dual-Trace

Specifications:

- 1 mV/div sensitivity
- Dual or single trace operation
- Calibrated 19 step time base with x 10 magnifier
- Compact low-profile design
- AUTO/NORM triggered sweep operation with AC, TVH, TVV, and line coupling
- 2 year warranty

615-2120	$454.23

100 MHz Three-Trace Dual Time Base

Specifications:

- 1mV/division sensitivity
- Sweeps to 5ns/division
- 22 calibrated ranges, main time base
- 19 calibrated ranges on delayed time base
- Signal delay line
- Channel 1 output
- Trigger view channel, CH 3
- 15 kV accelerating voltage

615-2190	$1599.00

60 MHz Dual-Trace

Specifications:

- 1 mV/div sensitivity
- Sweep to 5 ns/div
- 23 calibrated ranges - main time base
- 19 calibrated ranges - delayed time base
- Signal delay line
- Component tester
- V mode-displays two signals unrelated in frequency
- Z axis input
- Single sweep
- Beam finder
- UNCAL indicators
- 3 year warranty

615-2160	$1099.00

DC POWER SUPPLIES

B&K-PRECISION power supplies provide the versatility and reliability required for a broad spectrum of laboratory and service applications. They are ideal for use in engineering, industrial service shop, lab and school applications. Each power supply is built for continued stability and accuracy over a wide range of operating conditions.

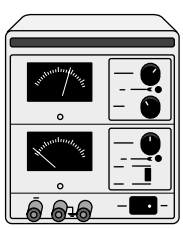

Single Output
615-1735 Illustrated

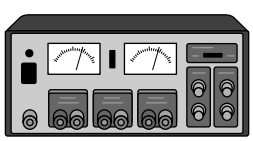

Triple Output
615-1760 Illustrated

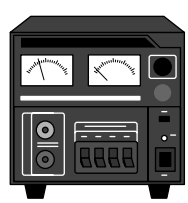

High Current
615-1686 Illustrated

Single Output

Features:

- Output voltage: 0-30V
- Output current: 0-1A
- Constant voltage/constant current operation
- 2 analog
- 2 year warranty

615-1710	$229.00

Features:

- Output voltage: 0-60V
- Output current: 0-2A
- Constant voltage/constant current operation
- 2 analog
- 2 year warranty

615-1711	$309.00

Features:

- Output voltage: 0-30V
- Output current: 0-3A
- Constant voltage/constant current operation
- 2 analog
- Operate continuously at full load without overheating
- Coarse and fine voltage controls
- 2 year warranty

615-1730	$315.00

Features:

- Output voltage: 0-30V
- Output current: 0-3A
- Constant voltage/constant current operation
- Continuously monitor voltage and current output on two meters
- 2 digital
- 2 year warranty

615-1735	$380.00

Triple Output

Features:

- Two 0-30VDC, 2A sections capable of independent, series or parallel operation
- One 4-6.5VDC, 5A section
- Switchable series/parallel operation 30V sections
- Adjustable current limit controls 30V sections
- Two 3 digit LED displays - one reads volts or amps of "B" supply - one reads volts or amps of "A" supply or 4V-6.5V supply
- Unique variable tracking, B track A at 5% to 100%

615-1760	$649.00

Compact Triple Output

- Two 0 to 24VDC outputs (0.5A)
- One fixed 5V output (4A)
- Independent or tracking operation
- Adjustable current limiting
- Designed to operate continuously at rated output
- Overload protection: short circuit, overvoltage, and reverse polarity
- Connect outputs in series for higher voltage output or in parallel for higher current output (switch selectable)
- 1 year warranty

615-1651	$429.00

- Output voltage: 0-30V @ 2.5A; 12V and 5V @ 0.5A
- All features of Model 1651

615-1670	$199.00

High Current

- 3 to 14 volts DC output
- 12 amps guaranteed, 12 amps typical @ 13.8V
- Overload protection: short circuit, overvoltage, and reverse polarity
- Thermostatically controlled cooling fan
- 1 year warranty

615-1686	$199.00

FUNCTION GENERATORS

615-4011 Illustrated

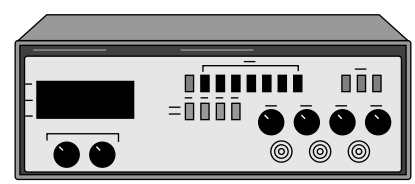

B&K-PRECISION offers a full-range of function generators so you can choose the generator best suited to your own activities or applications. The line consists of a variety of high performance generators including function, sweep/function, RF and audio. All are rugged lab-grade instruments capable of satisfying a variety of engineering, testing, and service situations. Each has been engineered for high-reliability and user operating convenience.

Sine/Square Wave Audio Generator

Features:

- 20Hz to 150kHz in 46 steps
- Low distortion R-C oscillator
- Variable output control
- Low battery indicator

615-3001	$79.00

5 MHz Function Generator with Digital Display

Features:

- 0.5Hz to 5MHz
- Sine, square, triangle, pulse, and ramp output
- Coarse and fine tuning
- 4 digit LED display
- Variable duty cycle
- Variable DC offset

615-4011	$284.00

2 MHz Function Generator

Features:

- 0.2Hz to 2MHz in 7 ranges
- Sine, square, triangle, pulse, and ramp output
- Variable duty cycle
- Variable DC offset

615-4010	$229.00

10 MHz Sweep/Function Generator with Digital Display

Features:

- 0.1Hz to 10MHz
- Linear and log sweep
- 5 digit LED display
- All features of Model 4011

615-4017	$369.00

20 MHz Sweep/Function Generator with Frequency Counter

Specifications:

- 0.2Hz to 20MHz
- AM and FM modulation
- Burst operation
- External frequency counter to 30MHz
- 5 digit LED display
- All features of Model 4017

615-4040	$499.00

ACCESSORIES

MOUSER STOCK NO.	Manufacturer Part Number	Description	Price Each
615-2001	TL-1	Standard test leads	8.00
615-2002	TL-2	Deluxe test lead set	20.00
615-2003	TL-3	Accessory tip kit	12.00
615-2100	DP-21	Digital logic probe	34.00
615-2103	CP-3	DC/AC current clamp adaptor	86.00
615-2129	LC-29A	DMM case	10.00
615-2144	HV-44	High-voltage probe/meter 0-40,000V	109.00
615-23701	PR-37AG	Oscilloscope probe gray	54.50
615-23702	PR-37AR	Oscilloscope probe red	54.50

DIGITAL MULTIMETERS

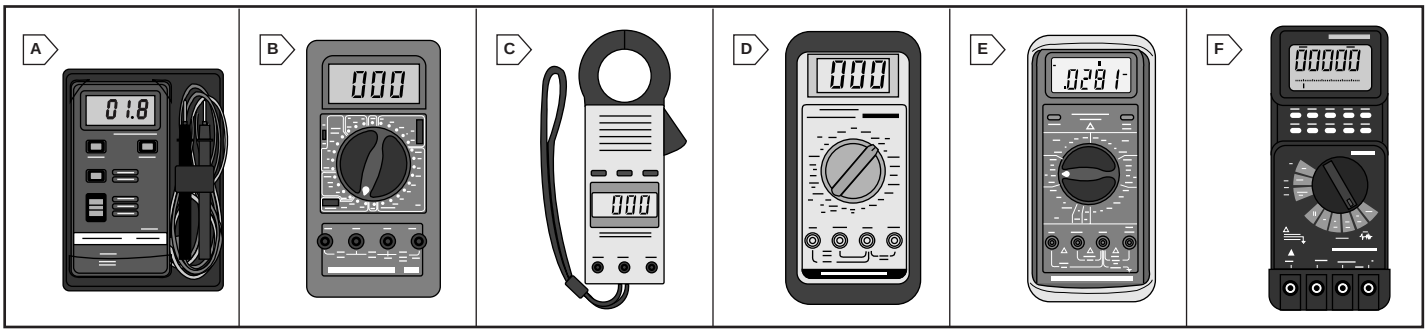

MOUSER STOCK NO.	Fig.	DCV ACC	Ranging	Display LCD	Analog Bar Graph	Data Hold	Memory	Cap	Frequency	Logic	Tran Gain	Temp.	Auto Off	Warranty	Price Each
615-2700	A	1.3	Auto	3200	Yes	Yes	No	No	No	No	No	No	Yes	1 Year	**33.00**
615-2703A	B	0.5	Manual	3 1/2	No	No	No	No	No	No	No	No	No	1 Year	**39.00**
615-2704A	B	0.5	Manual	3 1/2	No	No	No	Yes	No	No	Yes	No	No	1 Year	**59.99**
615-2706	B	0.5	Manual	3 1/2	No	No	No	Yes	No	No	Yes	Yes	No	1 Year	**79.00**
615-2707	B	0.5	Manual	3 1/2	No	No	No	Yes	Yes	Yes	Yes	No	No	1 Year	**89.00**
615-330	C	1.0	Manual	3 1/2	No	No	No	No	No	No	No	No	Yes	1 Year	**89.00**
615-2860A	D	0.5	Manual	3 1/2	No	No	No	No	No	No	No	No	Yes	5 Years	**99.00**
615-388A	E	0.5	Manual	4000	No	No	No	Yes	Yes	Yes	Yes	No	Yes	3 Years	**119.00**
615-389	E	.25	Auto	4000	Yes	Yes	Yes	Yes	Yes	No	No	No	Yes	3 Years	**139.00**
615-390	E	0.1	Auto	4000	Yes	Yes	Yes	Yes	Yes	No	No	Yes	Yes	3 Years	**159.00**
615-391	E	.05	Manual	4 1/2	No	Yes	No	No	Yes	Yes	No	No	Yes	3 Years	**179.00**
615-5370	F	.05	Auto	4 1/2	Yes	No	Yes	Yes	Yes	No	No	Yes	No	3 Years	**289.00**

PREMIUM DIGITAL MULTIMETER

Display Features:

- 50,000 count resolution
- Autoranging or manual ranging
- 34 segment analog bargraph
- Fast 20 times/second bargraph
- Visual annuciators for function and unit of measurements
- Power disturbance indicator
- Bargraph zoom, X5 magnification equivalent 170 segment resolution
- Readouts for bargraph range in zoom
- Power disturbance indicator: displayed when presence of Transient or Harmonics occur on AC voltage being measured
- Backlit LCD
- Low battery indicator
- Blown fuse indicator
- Identifies which fuse
- Live circuit indicator

Accuracy Specifications:

- DC volts: 0.05%
- DC mA: 0.05%
- AC volts: 0.3%
- AC mA: 0.6%
- Ohms: 0.07%
- Frequency: 0.03%
- Capacitance: 1.0%
- dBm: 0.03dB
- Duty Cycle: 0.03%
- Temperature: 0.5°C

Special Features:

- RS-232 capability built in
- Record readings printer/computer
- Selectable record internal
- Recalibrate via RS-232 without opening case
- Record calibration data
- Data hold
- Auto hold upon probe touch and stabilize
- 1ms peak hold
- Peak hold + (surge) or Peak hold - (sag)
- Relative mode
- Settable reference value in relative mode
- Min/Max/Avg record
- 500 hour battery life
- Auto power off conserves battery
- Auto power override in Min/Max record, peak hold, event counting RS-232 or live circuit conditions
- True RMS, crest factor 6
- Selectable 10MΩ or 1GΩ input impedance on 500mV range
- Sealed case, keeps out dust and contaminants
- Water tight, IP677 compliant
- Shock and vibration resistant MIL-T-28800
- Extended operating temperature
- 3 year warranty

615-5370 $289.00

ANALOG MULTIMETER

Features:

- 20,000Ω/volt DC
- 28 ranges
- 3 1/2" mirrored scale
- Tests batteries under load
- Tests transistors
- Includes batteries and test leads

Specifications:

- Accuracy specifications apply from +18°C to +28°C

615-114A $42.00

POCKET SIZED MULTIMETER



Features:

- Compact size (1 3/16 x 2 3/8 x 3 1/2)
- Measures AC & DC voltage and DC current
- One 1.5V, AA size battery (included)
- Test leads and instruction manual included

Specifications:

- Measures resistance R x 1KΩ ±4° arc of scale length
- Measures decibels -20dB to +56 dB on AC voltage ranges
- 0-10, 50, 250, 500V scales ±4% accuracy
- 2,000 Ω/V sensitivity
- 0-0.5, 50, 250 mA scales ±4% accuracy

615-117 $13.00

AUTO RANGING CAPACITANCE METER

Features:

- 3 1/2 digit LCD display
- Measures capacitance to 199.9 mF
- 10 ranges from 199.9 pF to 100.0 mF

615-830 $339.00

DUAL-DISPLAY HAND-HELD LCR BRIDGE WITH STATISTICAL FUNCTIONS

Features:

- Measures capacitance, resistance, and inductance
- Measures dissipation factor of capacitors and Q of inductors
- Simultaneously displays measured value and Q or dissipation factor
- Tolerance mode "beeps" to indicate measured components outside a 1%, 5%, or 10% tolerance around a reference value
- Two selectable test frequencies (120Hz, 1kHz)
- Auto or manual ranging

615-878 $275.00

LCR METER

Features:

- Measures capacitance, resistance, and inductance
- Measures dissipation factor of capacitor and 1/Q of inductors
- 3 1/2 digit LCD display

615-875A $199.00

HAND-HELD PARTS TESTER

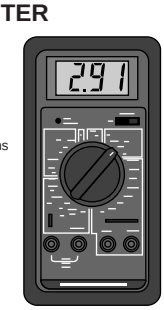

Features:

- Large 0.8" digit, high contract LCD readout
- 25 user ranges for versatile test selection
- Tests resistance from 0.1Ω through 20MΩ
- Tests transistors, SCRs, diodes, and LEDs
- Tests batteries under actual loaded conditions
- 5 foot drop-proof, heavy duty case
- Tilt stand for benchtop use

615-815 $99.00

XL POCKET SERIES FULL-FUNCTION COMPACT DMM

- More compact • Full-function, full-performance

569-DM2 $29.95

- Large LCD Digits • Safety test leads
- Input warning beeper

569-DM5XL $39.95

- Large LCD Digits • Safety test leads
- Input warning beeper
- Safety Tester™ feature: detects and display the presence of particular AC or DC voltage levels through a series of LEDs

569-DM10XL $49.95

- Large LCD Digits • Safety test leads
- Input warning beeper
- Logic tester feature: detects and displays the presence of TTL pulses up to 20MHz

569-DM15XL $59.95

- Test leads • Non-shrouded 90° banana plugs
- 30" PVC insulated (1 red, 1 black)

569-TL25 $5.00

Common Features:

- Large 3 1/2 digit display
- Input warning beeper
- Safety test leads
- DC voltage range: 200mV, 2V, 20V, 200V, 1000V
- DC current range: 200µA, 2mA, 20mA, 200mA
- Resistance range: 200Ω, 2KΩ, 20KΩ, 200KΩ, 2MΩ
- Diode test: 3.2VDC/1mA

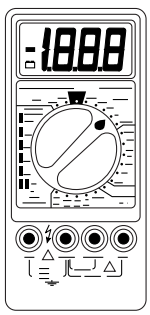

DM10XL illustrated

TL25

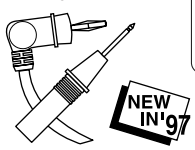

NEW IN'97

XT SERIES HIGH-PERFORMING, FULL-FUNCTION DMM

- Detects live AC voltages without using the DMM battery. A bank of four LEDs indicates an AC voltage presence up to 440V.
- Measures and displays temperature in either Celsius or Fahrenheit degrees

569-DM23XT $89.95

- Measures signal frequencies up to 2KHz
- Capacitance measurement capability from 2nF up to 2000µF

569-DM25XT $99.95

- Measures capacitance from 2nF to 2000µF
- Measures inductance from 1µH to 20H
- Measures signal frequencies up to 20MHz
- Autoranging when measuring frequency, automatically adjusting to display the appropriate frequency unit

569-DM27XT $119.95

- Measures capacitance from 2nF to 20mF
- Frequency accuracy is ±0.5% +3/0.1Hz
- Temperature range: -30°C to 1300°C
  -22°F to 2000°F

NEW IN'97

569-DM28XT $119.95

- Test leads • Shrouded 90° banana plugs
- 40" PVC insulated lead wire, insulated probe tips (1 red, 1 black)

569-TL30 $11.00

- Test leads • Shrouded 90° banana plugs
- 36" PVC insulated, (1 red, 1 black)

569-TL245 $10.00

Common Features:

- Large 3 1/2 digit display
- Input warning beeper
- 10A fused AC/DC current
- Logic test
- DC voltage range: 200mV, 2V, 20V, 200V, 1000V
- AC voltage range: 200mV, 2V, 20V, 200V, 750V
- AC/DC current range: 200µ, 2m, 20m, 200m, 10A
- Resistance range: 200Ω, 2KΩ, 20KΩ, 200KΩ, 2MΩ 20MΩ, 2000MΩ
- Continuity test: beeper <75Ω



DM25XT illustrated

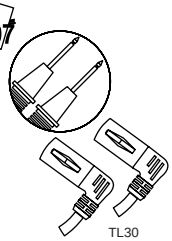

TL30

NEW IN'97

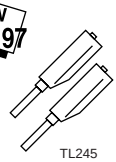

TL245

4-DIGIT, ANALOG AND DIGITAL DISPLAY TRUE RMS DMM

Features:

- Probe Hold™
- Auto Min Max ™ (auto ranging)
- Auto Rel™ (auto ranging)
- Overload Alert™

Specifications:

- DC voltage: 1V, 10V, 100V, 1000V
- AC 45Hz to 10KHz: 10V, 100V, 750V
- AC/DC current: 10mA, 40mA, 10A
- Diode test: 2.25V @ 4.5mA
- Resistance: 1K, 10K, 100K 1M, 10M, 40MΩ

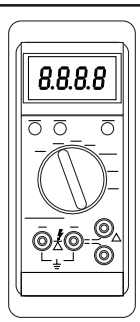

569-RMS225 $189.95

4-DIGIT, ANALOG AND DIGITAL DISPLAY, HEAVY DUTY TRUE RMS DMM

Features:

- Drop and contamination proof
- Auto Min Max™ (autoranging)
- 20A AC/DC current ranges
- Probe Hold™
- High energy, 10KV transient protection
- Durable electrical test lead set

Specifications:

- Operating temperature: -20° to +55°C
- DC voltage: 1V, 10V, 100V, 1000V
- AC 45Hz to 10KHz: 10V, 100V, 1000V
- AC/DC current: 10mA, 40mA, 10A, 20A
- Diode test: 2.25V @ 4.5mA
- Resistance range: 1K, 10K, 100K 1M, 10M, 40MΩ

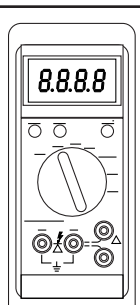

569-HD160 $219.95

3 1/2-DIGIT, HEAVY DUTY DMM

Designed for dependability under rugged industrial conditions. Built of tough, fire-retardant thermoplastic, with all sensitive components shock-mounted. Waterproof construction prevents dirt, grime, and moisture from entering the case and causing inaccurate readings or damaging shorts.

Features:

- Completely sealed and environment proof meters
- VDC accuracies of 0.07 to 0.1%
- New continuity test with continuous tone
- Average sensing and true RMS models
- Temperature input

NEW IN'97

569-HD110T $239.95



4-DIGIT, ANALOG AND DIGITAL DISPLAY TRUE RMS DMM

Features:

- (AC, AC+DC) reading
- 2MHz frequency counter
- Capacitance meter to 2000µF
- 0.01Ω resolution
- Intermittent detector
- Probe Hold™
- Auto Min Max™ (autoranging)
- 50ns pulse detector
- Peak hold
- Fiberoptic backlight

Specifications:

- AC/DC voltage: 100mV, 1000mV, 10V, 100V, 1000V
- AC frequency: 45Hz to 400Hz; 3dB > 10KHz
- AC/DC current: 1000µA, 1 0mA, 100mA, 1000mA, 10A, 20A
- Resistance: 100Ω, 1000Ω, 10KΩ, 100KΩ, 1000KΩ, 10MΩ, 20MΩ
- Capacitance ranges: 20nF, 200nF, 2µF, 20µF, 200µF, 2mF

569-2030 $299.95

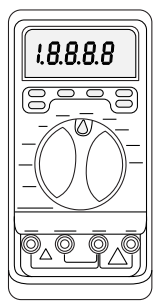

4-DIGIT, ANALOG AND DIGITAL DISPLAY DMM

Features:

- Large LCD with .78" high digits
- Shrouded test leads, incorrect input jack warning, fully fused current input jacks
- High resolution: 4000 count, 42 segment bargraph
- Protective rubber boot with tilt stand and flex-strap
- Wavetek's exclusive "No Hassle" warranty

Specifications:

- AC/DC voltage: 400mV, 4V, 40V, 1000VDC/750AC
- AC/DC current: 4mA, 40mA, 400mA, 20A
- Resistance: 400, 4K, 40k, 400k, 4M, 40MΩ
- Capacitance ranges: 4nF, 40nF, 400nF, 4µF, 40µF

MOUSER STOCK NO.	AC Conversion	Price Each
569-2005	True RMS, AC coupled	159.95
569-2015	Average sensing, RMS indicating	179.95

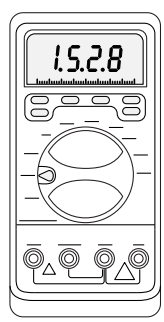

PEN-TYPE DMM

Features:

- Autoranging
- 4200 count resolution
- Probe Hold™
- Continuity test with beeper
- Measures to 300VAC, 500VDC, or to 2MΩ
- Warranty: one year

Specifications:

- DC voltage: 300V
- AC voltage: 300V
- Resistance ranges: 420Ω, 4.2kΩ, 42kΩ, 420kΩ, 4.2MΩ

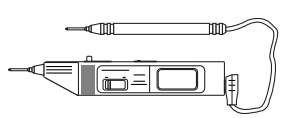

569-DM73A $69.95

3 1/2-DIGIT DISPLAY COMPONENT TESTER

This component testing instrument is an ideal complement to the Wavetek line of digital multimeters. A hand-held meter that is battery-operated and equipped with test leads.

NEW IN'97

Features:

- Inductance, capacitance, and resistance meter with dissipation

569-LCR55 $179.95

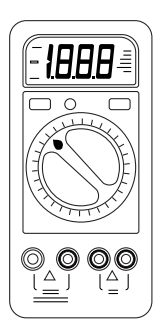

LOGIC PROBES

NEW IN'97

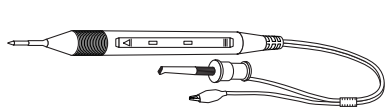

- Detects logic levels as narrow as 30ns @ up to 17MHz
- Switch selectable TTL or CMOS
- Signal input protected ±220VAC/DC for 15 seconds
- Input impedance 1MΩ
- Pulse memory

569-LP10A $19.95

- Measures TTL, DTL, RTL, CMOS, NMOS, & MOS
- Detects logic levels as narrow as 30ns @ up to 25MHz

569-LP25A $39.95

Test Equipment, Tool Cases, and Vacuum

Simpson 260 (SERIES 8) VOMS

Features:
- Excellent nulling and peaking
- Large color coded scales
- AC frequency response to 100KHz
- Varistor protected meter movement
- Zero RFI
- Mirrored scale parallax reduction
- Standard and high energy overload fusing
- Includes test leads and batteries
- Audible continuity check 260-8P resettable over load circuit
- Protection relay 260-8P only

Specifications:
- Measures to: 1000VDC, 1000VAC, 10A AC/DC, X10K resistance
- Overload protection: (1) 1A.250V fuse and (1) 2A/600V fuse
- Dimensions: 7" H x 5.5" W x 3.1" D
- Weight: 3 Lbs.

MOUSER STOCK NO.	Description	Price Each 1	Price Each 2
529-260-8	Analog VOM-black	187.50	178.13
529-260-8P	Analog VOM-black w/resettable overload protection	250.00	237.50
529-00805	Carrying case (not illustrated)	63.25	60.09
529-00043	Test leads with screw-on clips (not illustrated)	15.30	14.54

GREENLEE® WIRE SORTER KIT

- Sorts up to 10 wires at a time
- Max. distance: up to 3 miles
- Ideal for one-man sorting
- Simplifies cable identification
- Indicates opens and shorts
- Portable 2-piece digital readout system
- Complete with padded carrying case, leads, and 9V battery
- Size: 14" x 11" x 3"

586-5775VS $ 376.00

GREENLEE® POWER FINDER™ CIRCUIT TRACER

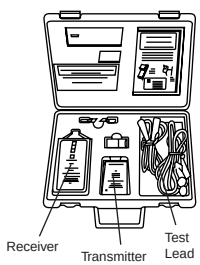

Locate and identify circuits, fuses, breakers, and wiring, even inside conduits or underground. Plug the transmitter into an outlet (≤300V) and trace the path with the hand held receiver.

Specifications:

Transmitter:
- Operating voltage: 9-300V @ 8mA
- Size: 2.75" x 2" x 1.5"

Receiver:
- Power: 9V battery (included)
- Size: 5.5" x 2.75" x 1"

586-2007 $ 345.00

GREENLEE® VOLTAGE AND CONTINUITY TESTER

Features:
- AC/DC switchless, dial free
- Automatic range selection
- Test resistance up to 300KΩ
- Triple-insulated cord
- 1 probe identifies hot side with light and buzzer (no ground needed) during continuity testing not damaged if accidental contact with voltage
- Indicator lights up for 6, 12, 24, 50, 115, 240, and 440V AC/DC
- Size: 8" x 2" x 1.25"



586-6708 $ 84.50

GREENLEE® VOLTAGE INDICATOR

Features:
- Senses presence of AC voltage without contact
- Audible and visual indicators
- Pocket clip acts as on/off switch

Specifications:
- Capacity: 50-500 VAC
- Power source: (2) No. 357 calculator or watch batteries (included)
- Size: 5 1/4" long
- Weight: 1 lb.

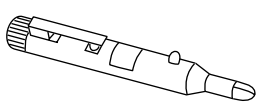

586-35952 $ 19.00

GREENLEE® SUBMERSIBLE POCKET LIGHT

Features:
- Dimension: 4.75" x .6250"
- Watertight to 500 feet
- Focused beam (Xenon lamp module)
- 400% brighter than ordinary pocket lights
- 2 AAA batteries included
- Made in USA
- Lifetime guarantee
- Color: yellow

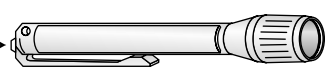

MOUSER STOCK NO.	Description	Price Each
586-46500	Pocket flashlight	12.00
586-46534	Replacement O-ring	.25
586-46533	Replacement Xenon lamp	5.70

platt TOOL CASES

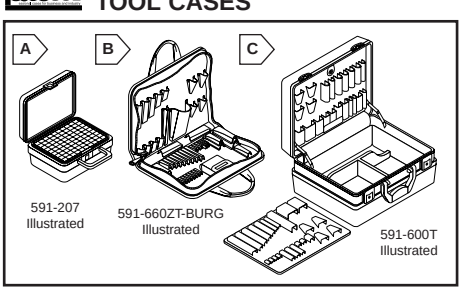

Blow Molded Cases

High-density polyethylene cases with double wall construction. Textured exteriors resist dents, cracking, and scuffs. Unaffected by extreme temperatures. The interiors utilize pre-cut cubed foam in the bodies and egg crate or foam pad in the lids. **(See Figure A)**

MOUSER STOCK NO.	Dimensions (In.) O.D.	Dimensions (In.) I.D.	Price Each
591-207	10.5 x 7 x 3	9.5 x 6 x 2.625	17.00
591-407	13.5 x 10 x 5.5	12.5 x 9 x 5.125	33.50
591-707	19 x 14 x 7.125	17.75x12.75x6.625	79.00

Mini Tech

Black cordura. 14 interior sewn tool pockets and one pouch.

MOUSER STOCK NO.	Fig.	Dimensions (In.)	Price Each
591-601ZT	B	10 x 7 x 2	47.00

Trouble Shooter

Burgandy cordura with two exterior meter pockets and one document pocket. Interior has 29 sewn tool pockets and one meter pouch.

591-660ZT-BURG	B	12.5 x 9.5 x 2	86.00

Master Technician

Burgandy cordura with three exterior pockets. Interior has 47 sewn tool pockets and one meter pouch. Shoulder strap included.

591-669ZT-BURG	B	15 x 11 x 2	122.00

Combo Tool and Attache Case

47 sewn tool pockets made of Neoluxe for durability. Attache side has pockets for files, manuals, etc. plus built in clipboard. Cordura nylon exterior with industrial zippers. Shoulder strap included.

591-679ZT	C	17 x 10 x 6	158.00

Standard Polyethylene

Black HMW polyethylene exterior with durable molded ribbed shell. Extruded aluminum frame with cast key locks and molded handle. Interior body divider, literature pocket, and two molded pallets.

591-600T	C	18 x 13 x 6	156.00

Deluxe Polypropylene

Black, chemical resistant finish, with extruded aluminum frame, golf grip handle, cast chrome key locks, and full length piano hinge. Interior has two molded pallets, bottom divider and deluxe literature pocket.

MOUSER STOCK NO.	Fig.	Dimensions (In.)	Price Each
591-800T	C	18 x 13 x 6	174.00

Deluxe Polyethylene

Black, chemical resistant, with contemporary molded rib shell. Heavy-duty, satin anodized aluminum frame with gasket, and full length piano hinge, cast key locks, and golf grip handle. Interior has two molded pallets, body divider and deluxe literature pocket.

MOUSER STOCK NO.	Fig.	Dimensions (In.)	Price Each
591-906T	C	18 x 13 x 7	193.00

Heavy Duty Polyethylene

The exterior shell is tough impact resistant HMW polyethylene. Heavy duty aluminum rim with black trim and gasket, golf grip handle, cast chrome key locks, and full length piano hinge.
3-piece foam interior with pre-cut cubed foam layer over bottom cushion and convoluted foam in lid.
- **Includes telescoping handle and wheels.**

MOUSER STOCK NO.	Fig.	Inside Dimensions (In.)	Body Depth (In.)	Price Each
591-221609H	C	22 x 16 x 9	5	264.00

3M ELECTRONICS VACUUM

NEW IN '97

A powerful unit for high efficiency clean up of most business equipment.

Features:
- 1 HP motor
- Stretch hose extends from 2" to 10'
- Comes complete with wand, crevice tool, crevice brush, dusting brush, needle nozzle, and Type 2 filter
- Attachments and power cord store inside door of high impact plastic case
- 3 year warranty

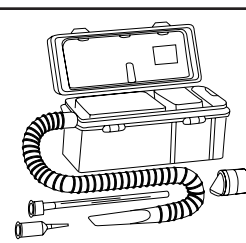

Replacement filters:
Type 1 small particle: traps extremely fine particles in the range of .3-.5 microns from highly sensitive equipment.
Type 2 medium particle: traps toner and dust from copiers, laser printers, and other office equipment.

MOUSER STOCK NO.	Description	Price Each 1	Price Each 5
517-497AJM	Electronics vacuum	214.00	204.00
517-SF1	Type 1 filter	30.28	- - -
517-MF2	Type 2 filter	14.61	- - -
517-CS1	Optional carrying strap	7.61	7.35

NEW THIS ISSUE NEW THIS ISSUE NEW THIS ISSUE NEW THIS ISSUE NEW THIS ISSUE

SUPER SERIES SURGE SUPPRESSORS

Features:

- Effective and economical surge suppressors
- Models with up to 8 outlets
- Plus Tel and FM models feature RJ11 jacks to protect phone/modem/fax lines, Super 7 Coax features coax jacks for video protection
- Up to 96,000 amps of surge suppression with up to 1,200 joules
- Up to $15,000 Ultimate Lifetime Insurance



MOUSER STOCK NO.	Outlets	Description	Ultimate Coverage	Price Each 1	Price Each 2
545-MP	1	Spike / Noise protection for 1 data-line, direct plug in	2 year	15.95	14.93
545-STIK	6	6 ft. power cord	Lifetime	21.21	19.28
545-STRIKER	6	4 ft. power cord, super 6	Lifetime	17.95	17.05
545-S7	7	7 ft. power cord, LEDs	$5,000	23.77	22.49
545-S7TEL	6	7 ft. power cord, modem/fax	$5,000	24.11	23.05
545-S7COAX	6	7 ft. power cord, coax jacks, LEDs	$5,000	33.95	31.30
545-SK6-6	8	8 ft. power cord, LEDs	$10,000	38.21	34.43
545-S8TEL	7	8 ft. power cord, modem/fax	$10,000	50.96	47.88
545-SK6-0	6	Direct plug-in model	2 year	23.70	21.38
545-TSB	1	3 stage modem / fax line protection	2 year	49.95	46.66
545-TR6	6	6 ft. power cord, LEDs	$15,000	53.95	45.36
545-TR6FM	6	6 ft. power cord, modem/fax	$15,000	45.68	41.58

ISOBAR® ULTRA PREMIUM SURGE SUPPRESSORS

Features:

- Superior surge, spike and RFI/EMI line noise protection
- Diagnostic LEDs alert you to power problems before damage can occur
- Instantaneous surge response
- Virtually-indestructible all-metal housing
- Suppresses up to 120,000 amp spikes, up to 1,500 joules
- Isotel models feature dual RJ11 jacks for complete modem/fax surge suppression
- $25,000 Ultimate Lifetime Insurance

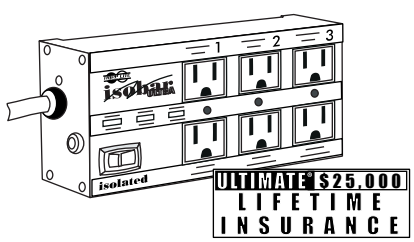

MOUSER STOCK NO.	Outlets	Description	Price Each 1	Price Each 2
545-SS008	4	6 ft. power cord, 2 filter banks, LEDs	80.95	73.11
545-SS009	6	6 ft. power cord, 3 filter banks, LEDs	94.45	83.37
545-SS010	8	12 ft. power cord, 4 filter banks, LEDs	105.25	95.25
545-SS012	2	Direct plug in,2RJ11 Jacks, Isobar ultrafax	59.95	55.08
545-SS013	6	6 ft. power cord, 3 filter banks, modem/fax LEDs, Isotel 6 ultra	107.96	98.33
545-ISTL8MULT	8	12 ft. power cord, 4 filter banks, modem/fax LEDs, Isotel 8 multimedia	121.46	110.30

ISOBAR® PREMIUM SURGE SUPPRESSORS

Features:

- Superior surge, spike and RFI/EMI line noise protection
- Instantaneous surge response
- Virtually-indestructible all-metal housing
- Suppresses up to 120,000 amps up to 1,350 joules
- Exclusive Isotel filter banks eliminate interference between connected equipment
- Up to $25,000 Ultimate Lifetime Insurance

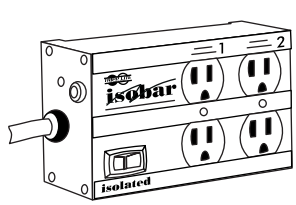

MOUSER STOCK NO.	Outlets	Description	Ultimate Coverage	Price Each 1	Price Each 2
545-SS001	2	Direct plug-in Isobar	$10,000	43.20	35.83
545-SS002	2	6 ft. power cord	$10,000	53.96	49.25
545-SS003	4	6 ft. power cord, 2 filter banks	$25,000	69.76	66.27
545-SS004	6	6 ft. power cord, Isobar 6	$10,000	79.00	71.15
545-SS007	6	6 ft. power cord, 3 filter banks	$25,000	62.95	58.14
545-IBAR8RM	8	12 ft. power cord, 4 filter banks remote on/off switch	$10,000	100.26	95.25
545-IBAR12	12	12 ft. power cord, rackmount Isobar	$10,000	134.10	128.16
545-SS011	4	6 ft. power cord, 2 filter banks, modem/fax	$25,000	89.95	82.94

LAPTOP COMPUTER SURGE SUPPRESSOR

Features:

- Protects your laptop's AC and modem/fax lines to eliminate all surge pathways
- Modem/fax and telephone jacks make simultaneous connection of all communication devices possible
- RFI/EMI line-noise filtering improves connection quality and speeds
- LED indicates that all protection circuitry is working
- $5,000 Ultimate Lifetime Insurance covers the SMP and all connected equipment against surge damage - including direct lighting strikes

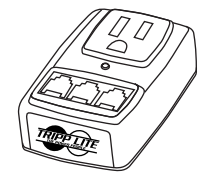

MOUSER STOCK NO.	Outlets	Description	Ultimate Coverage	Price Each 1	Price Each 2
545-SMP	1	450 joule rating	$5,000	25.08	22.80

LAPTOP POWER SUPPLY

Features:

- Plugs into your car's cigarette lighter, converting your car's battery power into clean, safe, household AC
- Ideal for laptop computers, fax machines, cellular phones, and other small electronic equipment
- Supplies 125 watts of continuous household AC power

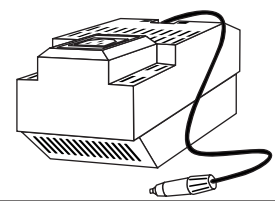

MOUSER STOCK NO.	Outlets	Description	Price Each 1	Price Each 2
545-PV-125	1	Supplies 125 watts of continuous AC power	80.00	75.00

LINE CONDITIONERS

Features:

- Multiple levels of voltage correction automatically adjust incoming power, converting it to acceptable, safe levels
- Keep electronic equipment working through brownouts and overvoltages
- Built-in surge, spike and line noise suppression
- Diagnostic LEDs show line integrity and voltage levels
- Up to $25,000 Ultimate Lifetime Insurance

MOUSER STOCK NO.	Outlets	Description	Price Each
545-LS600	2	600 watts, low-voltage regulation only	92.75
545-LS604	4	600 watts, low/high voltage regulation	139.00
545-LC1200	4	1200 watts, Isobar protection	217.55
545-LC1800	6	1800 watts, Isobar protection	284.05
545-LC2400	6	2400 watts, Isobar protection	369.00
545-LCR2400	14	2400 watts, Isobar protection	409.00

POWER VERTER INVERTERS

Features:

- Convenient, portable AC power
- Solid-state power inverters convert 12VDC battery power into 120VAC (60Hz)
- PowerVerter models economically operate most household appliances
- PowerVerter Plus (FC) models provide up to 200% of their rated output to power heavy start-up loads and are frequency-controlled to work with sensitive equipment

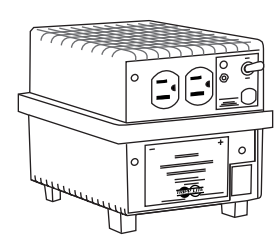

MOUSER STOCK NO.	Outlets	Description		Price Each 1	Price Each 2
545-PV200	1	200 watts	109.00	99.00	93.60
545-PV400	1	400 watts	159.00	149.00	135.00
545-PV400FC	2	400 watts	233.56	230.00	223.50
545-PV550	2	550 watts	229.00	219.00	207.00
545-PV750FC	2	750 watts	389.00	359.00	350.40
545-PV1200FC	2	1200 watts	599.00	549.00	538.50

NEW THIS ISSUE NEW THIS ISSUE NEW THIS ISSUE NEW THIS ISSUE NEW THIS ISSUE

NEW THIS ISSUE NEW THIS ISSUE NEW THIS ISSUE NEW THIS ISSUE NEW THIS ISSUE

BC PERSONAL AND BC INTERNET UPS SYSTEMS

Features:

- Complete protection against blackouts, brownouts, surges, spikes, and EMI/RFI line noise
- Smallest footprint, ultra-compact design
- Diagnostic LEDs alert you to UPS operating conditions
- Internet models feature RJ11 jacks for superior surge, spike, EMI/RFI protection on your internet connection
- $25,000 Ultimate Lifetime Insurance for connected equipment

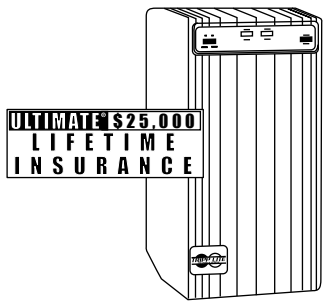

MOUSER STOCK NO.	Outlets	Output VA	Backup Time 1/2 Load (min.)	Weight (lbs)	Price Each	
					1	2
545-200	2	200	28	11	**103.55**	**97.47**
545-280	2	280	17	12	**122.50**	**111.72**
545-BCINT280	2	280	15	12	**130.15**	**127.55**
545-420	4	420	17	14.5	**166.25**	**158.27**
545-500	4	500	28	19	**217.55**	**209.48**
545-BCINT675	4	675	17	20	**284.05**	**267.33**

OMNISMART LINE INTERACTIVE UPS SYSTEMS

Features:

- Automatic Voltage Regulation (AVR) keeps you working through brownouts/overvoltages without using battery power
- Complete protection against blackouts, brownouts, surges, spikes, and EMI/RFI line noise
- Includes PowerAlert Unattended Shutdown Software on CD-ROM and cabling for Windows 95 and most other operating systems
- Diagnostic LEDs alert you to UPS operating condition, batterycharge and load status
- $50,000 Ultimate Lifetime Insurance covers connected equipment



MOUSER STOCK NO.	Outlets	Output VA	Backup Time 1/2 Load (min.)	Weight (lbs)	Price Each	
					1	2
545-OSMART280PNP	4	280	17	13	**170.00**	**155.61**
545-OSMART450PNP	4	450	17	15.5	**284.00**	**256.69**
545-OSMART675PNP	4	675	17	20.5	**350.55**	**320.63**
545-OSMART850PNP	4	850	21	28	**445.55**	**403.80**
545-OSMART1050PNP	6	1050	23	37	**512.00**	**463.84**
545-OSMART1400PNP	6	1400	21	44	**616.55**	**558.14**

BC PRO UPS SYSTEMS

Features:

- Complete protection against blackouts, brownouts, surges, spikes, and EMI/RFI line noise
- Network interface port (D89) allows automatic unattended shutdown of any operating system using PowerAlert software; SNMP manageable
- Diagnostic LEDs alert you to UPS operating conditions
- $25,000 Ultimate Lifetime Insurance for connected equipment

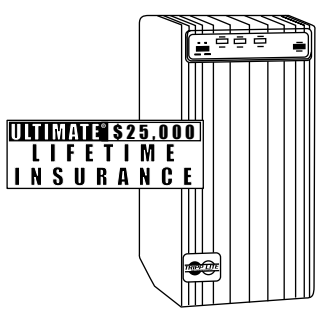

MOUSER STOCK NO.	Outlets	Output VA	Backup Time 1/2 Load (min.)	Weight (lbs)	Price Each	
					1	2
545-450	4	450	17	14.5	**189.00**	**180.00**
545-550	4	550	24	19	**246.05**	**227.43**
545-675	4	675	17	20	**284.05**	**267.33**
545-850	4	850	21	26.5	**366.80**	**352.45**
545-1050	6	1050	23	35	**426.55**	**396.34**
545-1400	6	1400	24	41.5	**540.55**	**501.41**

SMARTPRO NET UPS SYSTEMS

Features:

- Multilevel line-interactive Automatic Voltage Regulation (AVR) lets you work through severe brownouts and overvoltages without using battery power
- Complete protection against blackouts, brownouts, surges, spikes, and EMI/RFI line noise
- Includes PowerAlert Plus software on CD-ROM for unparalleled network UPS management and control
- Diagnostic LEDs alert you to UPS operating condition, battery-charge and load status
- Rackmount (RM) models available
- $50,000 Ultimate Lifetime Insurance covers connected equipment

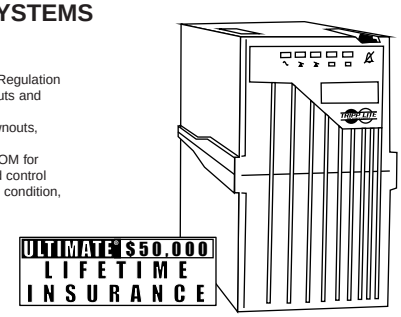

MOUSER STOCK NO.	Outlets	Output VA	Backup Time 1/2 Load (min.)	Weight (lbs)	Price Each	
					1	2
545-SMART450NET	4	450	19	19	**350.55**	**313.65**
545-SMART700NET	4	700	20	28	**445.55**	**402.23**
545-SMART1050NET	6	1050	23	38	**574.54**	**563.92**
545-SMART1050RM	8	1050	23	44	**711.55**	**670.00**
545-SMART1400NET	6	1400	25	48	**740.00**	**667.73**
545-SMART1400RM	8	1400	26	53	**901.55**	**853.58**

INTERNET OFFICE UPS SYSTEMS

Features:

- 6 outlets (3 UPS and 3 surge-only) protect your entire computer setup—**even laser and inkjet printers**!
- Complete protection against blackouts, brownouts, surges, spikes, and EMI/RFI line noise
- Dual RJ11 jacks provide superior surge, spike, EMI/RFI protection on your internet connection
- Wide-spaced outlet configuration accepts bulky transformers without blocking remaining outlets
- Internet Office 420 LP features a low-profile, under-monitor housing with front-panel switches for fingertip control over any computer system
- $25,000 Ultimate Lifetime Insurance coverage for connected equipment

A

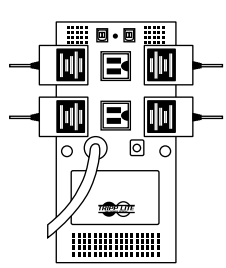

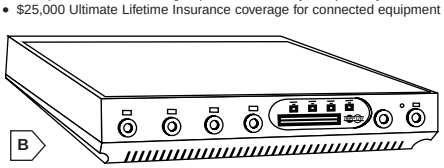

B



MOUSER STOCK NO.	Fig.	Outlets	Output VA	Backup Time 1/2 Load (min.)	Weight (lbs)	Price Each	
						1	2
545-IO325	A	6	325	28	14	**166.25**	**158.27**
545-IO450	A	6	450	17	16	**179.55**	**172.90**
545-IO420L	B	6	420	17	17	**212.80**	**207.48**

EXTENDED BACKUP UPS SYSTEMS

Features:

- "Peak Power" performance provides up to 200% of maximum power for short durations, giving adequate power to start AC motors and heavy inductive loads
- Modified sine wave output handles heavy inductive loads
- Use with BP-260 battery case and 98-121 batteries

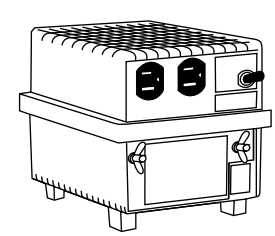

MOUSER STOCK NO.	Outlets	Output VA	Weight (lbs)	Price Each	
				1	2
545-APS400	2	480	16	**279.00**	**248.71**
545-APS750	2	900	20	**458.00**	**408.31**
545-APS1250	2	1500	39	**727.50**	**672.22**

NEW THIS ISSUE NEW THIS ISSUE NEW THIS ISSUE NEW THIS ISSUE NEW THIS ISSUE

POWER MASTER® SURGE AND NOISE SUPPRESSORS

- Electrical rating: 15A 125VAC, 60HZ, 1875W, continuous duty
- Type cord: 14/3 SJT
- Case color: beige
- Rating per UL 1449: 400V (H-N)
- Modes of surge suppression: H-N, H-G, N-G
- Max surge current: 4500A
- Clamping response time: <1 nS.
- Maximum energy dissipation: 90 joules (2x45)
- 1-year limited warranty

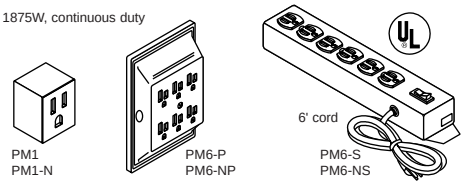

MOUSER STOCK NO.	No. of Outlets	Dimensions (In.)			Unit Shipping Weight	Price Each			
		Length	Width	Height		1	5	10	25
554-PM1	1	1.38	1.38	2.0	2 oz.	9.95	9.45	7.47	Call For Quote
554-PM1-N	1	1.38	1.38	1.25	2 oz.	14.95	14.20	11.25	
554-PM6-P	6	4.84	3.312	1.25	7 1/2 oz.	16.95	16.10	12.72	
554-PM6-NP	6	4.84	3.312	1.25	7 1/2 oz.	17.95	17.05	14.58	
						1	6	12	24
554-PM6-S	6	13.25	2.375	1.50	2 1/2 lbs.	19.95	18.95	18.04	Call
554-PM6-NS	6	13.25	2.375	1.50	2 1/2 lbs.	23.98	22.78	21.58	

POWER MASTER® WHOLE HOUSE SURGE ARRESTER

- Electrical rating: 15A, 120/240VAC, 60Hz
- Max energy dissipation: 275 joules/phase
- Max surge current: 26,500A
- Case color: beige
- Clamp response time: <1 nS.
- Modes of surge protection: H1-N, H2-N
- 3-year limited warranty

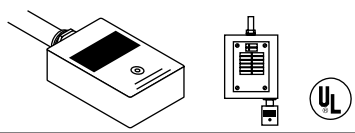

MOUSER STOCK NO.	No. of Outlets	Dimensions (In.)			Unit Shipping Weight	Price Each			
		Length	Width	Height		1	6	12	24
554-WH1	- - -	3.375	2.25	1.125	1 lb.	69.95	66.45	58.25	Call

DATAGARD® SERIES

- Protection: 15A circuit breaker
- 3 line voltage surge protection
- Ensures that equipment is isolated from ransients on all incoming power lines
- Rating per UL 1449: 400V
- Modes of surge suppression: H-N, H-G, N-G
- Max surge current: 6500A
- Clamping response time: <1 nS.
- Maximum energy dissipation: 210 joules (3x70)
- Case color: beige
- Type cord: 14/3 SJT
- Electrical rating: 15A,125VAC, 60Hz, 1875W, continuous duty
- Lifetime warranty

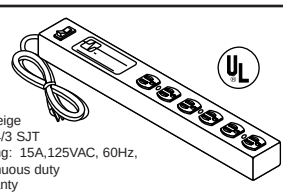

MOUSER STOCK NO.	No. of Outlets	Type	Surge Indication	Modes of Noise Rejection	Price Each		
					1	6	12
554-DG204	4	Strip w/6' cord	- - - - -	None	24.95	23.70	19.75
554-DG206	6	Strip w/6' cord	- - - - -	None	29.95	28.95	23.72
554-DG115-SI	6	Strip w/6' cord	Visual	Transverse	49.95	47.45	39.55
554-DG315-SA	6	Strip w/6' cord	Audible	Transverse & Common	69.95	66.45	58.25

WAVE TRACKER™ NOISE AND SURGE FILTER

- Maximum ratings: 15A, 125VAC, 60Hz
- Load: 1875W continuous
- Maximum surge voltage: 6,000V
- Clamping response time: 1 psec. (typ.)
- Operating temperature: -13°F to 140°F
- Circuit breaker: 15A
- UL 1449 rating: 330V
- Modes of protection: H-N, H-G, N-G
- Power cord: SJT 14/3
- Noise frequency: 150KHz to 100MHz
- Noise rejection: transverse and common
- NEMA 5-15 plug and receptacles
- Exceeds ANSI/IEEE C62.41-1980 (IEEE 587-1980)
- Audible and visual surge indicators
- Patented 3 stage protection (MOV, Gas Tube, Silicon Avalanche Diode)
- Cord length: 6ft. (except WT2P)
- Color: silver aluminum housing, black receptacles, end caps, and cord
- Lifetime connected equipment warranty

A

B

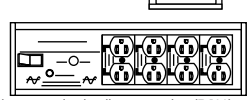

✻ Offers telecommunication line protection (RJ11)

MOUSER STOCK NO.	Fig.	No. of Outlets	Noise Filtration				Max. Energy Dissipation (H-N)	Max. Surge Current (H-N)	Price Each
			1st	2nd	3rd	4th			
554-WT2P	A	2	75dB	- - - -	- - - -	- - - -	485J	33,025A	59.95
554-WT4	B	4	75dB	100dB	- - - -	- - - -	555J	39,525A	94.95
✻ 554-WT4M	B	4	75dB	100dB	- - - -	- - - -	555J	39,525A	114.95
554-WT6	B	6	75dB	100dB	110dB	- - - -	625J	46,025A	114.95
554-WT8	B	8	75dB	100dB	110dB	125dB	695J	52,525A	129.95

UPS SYSTEMS

- Protection against blackouts, brownouts, and high line conditions
- User replacement batteries
- Full recharge time ≤ 2 hours
- Automatic self-testing

Field Replacement Batteries:

- 554-BP250 for 554-PH250
- 554-BP500 for 554-PH500

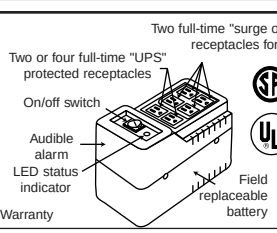

$25000 CONNECTED EQUIPMENT GUARANTEE

MADE IN USA

2 year/$25,000 Connected Equipment Warranty

MOUSER STOCK NO.	Description	Weight (Lbs.)	Price Each
554-PH250	250 VA, 4 outlet (2 "UPS", 2 "surge only")	7	149.00
554-PH500	500VA, 6 outlet (4 "UPS", 2 "surge only")	12	299.00

ECONOMY WABERSTRIP® SERIES OUTLET STRIPS

- Double insulated cord with 3 pronged insulated grounding plug (3ft. 6NX; 4ft. PS6)
- Maximum rating: 15 amps, 125 VAC, 60Hz, 1875 watts
- Warranty: 2 years against defects in materials and workmanship

A

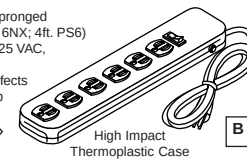

B

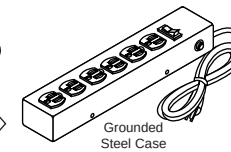

MOUSER STOCK NO.	Fig.	Color	Master Switch with Pilot LT	Price Each			
				1	6	12	24
554-PS6	A	Beige	No	7.99	7.59	6.82	Call
554-6NX	B	Beige	No	7.95	7.55	6.59	

MULTIPLE OUTLET STRIPS

- Maximum rating: 15A, 125VAC, 60Hz 1875 W, continuous duty
- Outlets: "U" Ground
- Seamless steel case with baked-on finish
- Power cord: 14/3 SJT, molded plug

† UL Listed ✻ UL Listed and CSA Certified

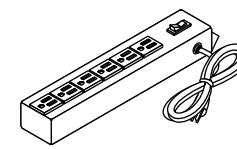

For quantities greater than listed, call for quote.

Compact Series

- Cord length: 6'
- Size: 8 3/4" L x 2 3/8" W x 1 1/2" H

MOUSER STOCK NO.	No. of Outlets	Master Switch with Pilot LT	Circuit Breaker	Case Color	Price Each		
					1	6	12
† 554-4SPDX-6	4	Yes	Yes	Beige	13.95	13.25	12.50
554-602	5	No	No	Gray	14.46	13.74	13.45
✻ 554-UL602CB-6	5	No	Yes	Blue	21.82	20.73	20.30
554-603CB	4	No	Yes	Gray	18.63	17.70	17.31
✻ 554-UL603CB-6	4	No	Yes	Blue	20.66	19.63	19.18
554-UL605CB-6	3	Yes	Yes	Blue	23.50	22.33	21.87

Mid Length Series

- Cord length: 6'
- Size: 13 1/4" L x 2 3/8" W x 1 1/2" H

† 554-6SPDX-6	6	Yes	Yes	Beige	15.95	15.15	14.50
✻ 554-UL24CB-6	6	Yes	Yes	Blue	28.57	27.14	26.59

90° Design

✻ 554-UL24RA-6	6	Yes	Yes	Blue	29.74	28.25	27.71

TRIMLINE SERIES

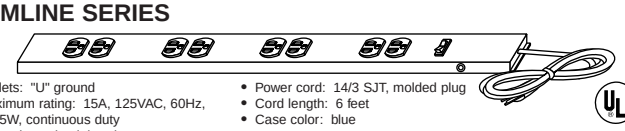

- Outlets: "U" ground
- Maximum rating: 15A, 125VAC, 60Hz, 1875W, continuous duty
- Protection: circuit breaker
- Power cord: 14/3 SJT, molded plug
- Cord length: 6 feet
- Case color: blue

✻ Includes mounting tabs

MOUSER STOCK NO.	No. of Outlets	Dimensions (In.)			Key Hole-Slot Mtg. Centers	Price Each		
		L ✻	W	H		1	6	12
554-UL7208-6	8	25	2	1	22 15/16	43.14	40.98	Call For Quote
554-UL7408-6	8	49	1 1/2	1 3/8	46 15/16	50.90	48.36	
554-UL7415-6	15	49	1 1/2	1 3/8	46 15/16	59.78	56.79	
554-UL7610-6	10	73	1 1/2	1 3/8	70 15/16	60.85	57.81	
554-UL7619-6	19	73	1 1/2	1 3/8	70 15/16	70.95	67.40	

PERMANENT MOUNTING SERIES **Designed for Fixed Installation**

- Sizes: 3', 4', 5', 6', lengths x 1 19/32W" x 1 3/8"H
- Maximum rating: 15A, 125VAC, 60Hz, 1875W, continuous duty
- Outlets: "U" ground, beige
- Case: fabricated with baked-on beige finish
- 1/2" concentric knockouts on each end
- Back cover mounting holes 3/16" dia.
- Wire nuts and self-tapping screws for attachment of top assembly to back mounting cover is provided

MOUSER STOCK NO.	No. of Outlets	Length (Ft.)	Outlet Centers (In.)	No. of Mounting Holes	Price Each		
					1	6	12
554-4305	5	3	7	2	31.55	29.97	Call For Quote
554-4309	9	3	3-1/2	2	34.40	32.68	
554-4407	7	4	7	3	39.28	37.32	
554-4413	13	4	3-1/2	3	43.00	40.85	
554-4508	8	5	7	3	40.78	38.74	
554-4515	15	5	3-1/2	3	47.00	44.65	
554-4610	10	6	7	3	45.22	42.96	
554-4619	19	6	3-1/2	3	56.32	53.50	

CORDGARD

- Provided with optional double-faced adhesive tape
- Ribbed slots on bottom prevent movement on carpet
- Can be easily trimmed to exact lengths
- Use indoors or outdoors
- Made of tough, flexible vinyl
- Channel pre-slit for easy cord insertion
- Accepts cord diameter up to 7/16" diameter (14/3 SJT cord)

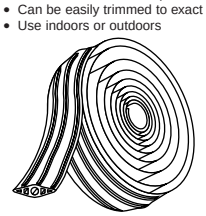

MOUSER STOCK NO.	Color	Length (Ft.)	Price Each			
			1	4	6	12
554-G6-BE	Beige	6	16.95	13.43	11.85	Call For Quote
554-G6-BR	Brown	6	16.95	13.43	11.85	
554-G15-BE	Beige	15	31.95	28.15	25.80	
554-G15-BR	Brown	15	31.95	28.15	25.80	
554-G50-BE	Beige	50	106.95	87.20	79.93	
554-G50-BR	Brown	50	106.95	87.20	79.93	

Prototype Kits

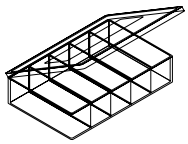

Features:

- Designed to fill the need of design engineers, prototype, and repair benches, school labs and short-run manufacturing lines.
- No guesswork. Our kits spell out exactly what you get.
- Production quantities of all listed components are in stock at Mouser.
- All items in our kits are regularly stocked items.
- Compare Mouser kits on this page with anyone else's and you will see why quality, price, selection, and convenience point to a Mouser kit for your needs.
- Fully assembled and keyed for easy use.

The 240 piece kits contain 10 each of 24 different values packaged in plastic bags with one value per bag. There are 4 values stored in each of the 6 compartments in the compact storage case. Color code for each item is listed on legend for easy identification.

Resistor Kits

MOUSER STOCK NO.	Type	Range of Values	Pieces in Each Kit	Description	Price Each
370-299-1	1/8 watt carbon fllm 5%	1Ω-82Ω	240	**10 ea.:** 1.0, 1.2, 1.5, 1.8, 2.2, 2.7, 3.3, 3.9, 4.7, 5.6, 6.8, 8.2, 10, 12, 15, 18, 22, 27, 33, 39, 47, 56, 68, 82	**19.95**
370-299-2	1/8 watt carbon fllm 5%	100Ω-8.2K	240	**10 ea.:** 100, 120, 150, 180, 220, 270, 330, 390, 470, 560, 680, 820, 1K, 1.2K, 1.5K, 1.8K, 2.2K, 2.7K, 3.3K, 3.9K, 4.7K, 5.6K, 6.8K, 8.2K	**19.95**
370-299-3	1/8 watt carbon fllm 5%	10K-820K	240	**10 ea.:** 10K, 12K, 15K, 18K, 22K, 27K, 33K, 39K, 47K, 56K, 68K, 82K, 100K, 120K, 150K, 180K, 220K, 270K, 330K, 390K, 470K, 560K, 680K, 820K	**19.95**
370-SJ250-1	1/4 watt carbon fllm 5%	1Ω-1KΩ	240	**10 ea.:** 1.0, 2.0, 3.0, 4.7, 5.6, 7.5, 8.2, 10, 12, 15, 20, 27, 47, 68, 75, 100, 200, 300, 430, 560, 680, 750, 820, 1K	**18.95**
370-SJ250-2	1/4 watt carbon fllm 5%	1.1KΩ-100KΩ	240	**10 ea.:** 1.1K, 1.5K, 1.8K, 2K, 2.7K, 3K, 3.3K, 3.9K, 4.7K, 5.6K, 6.8K, 8.2K, 10K, 15K, 20K, 27K, 30K, 33K, 47K, 56K, 68K, 75K, 82K, 100K	**18.95**
370-SJ250-3	1/4 watt carbon fllm 5%	110KΩ-10MΩ	240	**10 ea.:** 110K, 130K, 150K, 180K, 200K, 270K, 300K, 330K, 390K, 470K, 560K, 680K, 750K, 820K, 910K, 1M, 2M, 3.3M, 3.9M, 4.7M, 5.6M, 6.8M, 8.2M, 10M	**18.95**
370-SJ500-1	1/2 watt carbon fllm 5%	2.2Ω-1KΩ	240	**10 ea.:** 2.2, 2.4, 3.0, 4.7, 5.6, 7.5, 8.2, 10, 13, 15, 20, 27, 47, 68, 75, 100, 200, 300, 430, 560, 680, 750, 820, 1K	**23.95**
370-SJ500-2	1/2 watt carbon fllm 5%	1.1KΩ- 100KΩ	240	**10 ea.:** 1.1K, 1.5K, 1.8K, 2K, 2.7K, 3K, 3.3K, 3.9K, 4.7K, 5.6K, 6.8K, 8.2K, 10K, 15K, 20K, 27K, 30K, 33K, 47K, 56K, 68K, 75K, 82K, 100K	**23.95**
370-SJ500-3	1/2 watt carbon fllm 5%	110KΩ-3.3MΩ	240	**10 ea.:** 110K, 130K, 150K, 180K, 200K, 270K, 300K, 330K, 390K, 470K, 560K, 680K, 750K, 820K, 910K, 1M, 1.1M, 1.3M, 1.5M, 1.6M, 1.8M, 2M, 2.2M, 3.3M	**23.95**
370-SJ901-1	1 watt carbon fllm 5%	2.2Ω-1KΩ	240	**10 ea.:** 2.2, 3.3, 4.7, 5.6, 6.8, 8.2, 10, 15, 27, 39, 47, 56, 68, 82, 100, 150, 220, 270, 330, 470, 560, 680, 820, 1K	**29.95**
370-SJ901-2	1 watt carbon fllm 5%	1.2KΩ-100KΩ	240	**10 ea.:** 1.2K, 1.5K, 1.8K, 2.2K, 2.7K, 3.3K, 3.9K, 4.7K, 5.6K, 6.8K, 8.2K, 10K, 12K, 15K, 18K, 22K, 27K, 33K, 39K, 47K, 56K, 68K, 82K, 100K	**29.95**
370-BJ250-1	1/4 watt carbon comp. 5%	2.2Ω-1.0KΩ	240	**10 ea.:** 2.2, 2.7, 3.3, 4.7, 5.6, 6.8, 8.2, 10, 13, 15, 20, 27, 47, 68, 75, 100, 200, 300, 430, 560, 680, 750, 820, 1.0K	**17.95**
370-BJ250-2	1/4 watt carbon comp. 5%	1.1KΩ-100KΩ	240	**10 ea.:** 1.1K, 1.5K, 1.8K, 2.0K, 2.7K, 3.0K, 3.3K, 3.9K, 4.7K, 5.6K, 6.8K, 8.2K, 10K, 15K, 20K, 27K, 30K, 33K, 47K, 56K, 68K, 75K, 82K, 100K	**17.95**
370-BJ250-3	1/4 watt carbon comp. 5%	100KΩ-910KΩ	240	**10 ea.:** 100K, 110K, 120K, 130K, 150K, 160K, 180K, 200K, 220K, 240K, 270K, 300K, 330K, 360K, 390K, 430K, 470K, 510K, 560K, 620K, 680K, 750K, 820K, 910K	**17.95**
370-278-1	1/8 watt metal film 1%, 100ppm	4.02Ω-1KΩ	240	**10 ea.:** 4.02, 10, 20, 30, 39, 47, 51, 68, 100, 120, 160, 200, 220, 270, 300, 330, 390, 430, 560, 620, 750, 820, 910, 1K	**29.95**
370-278-2	1/8 watt metal film 1%, 100ppm	1.1KΩ-100KΩ	240	**10 ea.:** 1.1K, 1.5K, 1.8K, 2K, 2.7K, 3K, 3.3K, 3.9K, 4.7K, 5.6K, 6.8K, 8.2K, 10K, 15K, 20K, 27K, 30K, 33K, 47K, 56K, 68K, 75K, 82K, 100K	**29.95**
370-278-3	1/8 watt metal film 1%, 100ppm	110KΩ-1MΩ	240	**10 ea.:** 110K, 120K, 130K, 150K, 160K, 180K, 200K, 220K, 270K, 300K, 330K, 390K, 430K, 470K, 499K, 560K, 620K, 680K, 750K, 820K, 845K, 910K, 953K, 1M	**29.95**
370-MF250-2	1/4 watt metal film 1%, 100ppm	1.1KΩ-100KΩ	240	**10 ea.:** 1.1K, 1.5K, 1.8K, 2K, 2.7K, 3K, 3.3K, 3.9K, 4.7K, 5.6K, 6.8K, 8.2K, 10K, 15K, 20K, 27K, 30K, 33K, 47K, 56K, 68K, 75K, 82K, 100K	**29.95**
370-271-1	1/4 watt metal film 1%, 50ppm	4.02Ω-1KΩ	240	**10 ea.:** 4.02, 10, 20, 30, 39, 47, 51, 68, 100, 120, 160, 200, 220, 270, 300, 330, 390, 430, 560, 620, 750, 820, 910, 1K	**34.95**
370-271-2	1/4 watt metal film 1%, 50ppm	1.1KΩ-100KΩ	240	**10 ea.:** 1.1K, 1.5K, 1.8K, 2K, 2.7K, 3K, 3.3K, 3.9K, 4.7K, 5.6K, 6.8K, 8.2K, 10K, 15K, 20K, 27K, 30K, 33K, 47K, 56K, 68K, 75K, 82K, 100K	**34.95**
370-271-3	1/4 watt metal film 1%, 50ppm	110KΩ-1MΩ	240	**10 ea.:** 110K, 120K, 130K, 150K, 160K, 180K, 200K, 220K, 270K, 300K, 330K, 390K, 430K, 470K, 499K, 560K, 620K, 680K, 750K, 820K, 845K, 910K, 953K, 1M	**34.95**
370-MF500-1	1/2 watt metal film 1%	4.02Ω-1KΩ	240	**10 ea.:** 4.02, 10, 20, 30, 39, 47, 51, 68, 100, 120, 160, 200, 220, 270, 300, 330, 390, 430, 560, 620, 750, 820, 910, 1K	**34.95**
370-MF500-2	1/2 watt metal film 1%	1.1KΩ-100KΩ	240	**10 ea.:** 1.1K, 1.5K, 1.8K, 2K, 2.7K, 3K, 3.3K, 3.9K, 4.7K, 5.6K, 6.8K, 8.2K, 10K, 15K, 20K, 27K, 30K, 33K, 47K, 56K, 68K, 75K, 82K, 100K	**34.95**
370-MF500-3	1/2 watt metal film 1%	110KΩ-1MΩ	240	**10 ea.:** 110K, 120K, 130K, 150K, 160K, 180K, 200K, 220K, 270K, 300K, 330K, 390K, 430K, 470K, 499K, 560K, 620K, 680K, 750K, 820K, 845K, 910K, 953K, 1M	**34.95**
370-261-1 **370-262-1**	1 watt metal oxide 5% 2 watt metal oxide 5%	.5Ω-100Ω .5Ω-100Ω	240 240	**10 ea.:** .5, .68, .82, 1.0, 1.5, 2.0, 3.0, 4.7, 5.6, 6.8, 8.2, 9.1, 10, 15, 20, 30, 39, 47, 51, 68, 75, 82, 91, 100 (values for both kits)	**34.95** **39.95**
370-261-2 **370-262-2**	1 watt metal oxide 5% 2 watt metal oxide 5%	110Ω-1.0KΩ 110Ω-1.0KΩ	240 240	**10 ea.:** 110, 120, 130, 150, 160, 180, 200, 220, 240, 270, 300, 330, 360, 390, 430, 470, 510, 560, 620, 680, 750, 820, 910, 1.0K (values for both kits)	**34.95** **39.95**
370-261-3 **370-262-3**	1 watt metal oxide 5% 2 watt metal oxide 5%	1.1KΩ-68KΩ 1.1KΩ-68KΩ	240 240	**10 ea.:** 1.1K, 1.5K, 2K, 2.7K, 3K, 3.9K, 4.7K, 5.1K, 6.2K, 7.5K, 8.2K, 9.1K, 10K, 15K, 20K, 27K, 30K, 33K, 39K, 47K, 51K, 62K, 68K (values for both kits)	**34.95** **39.95**

"C-PAC" ASSORTMENT

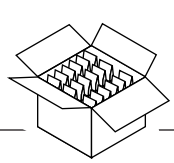

These kits feature 100 or 200 pieces of each value

Resistors

MOUSER STOCK NO.	Type	Range of Values	Pieces in Each Kit	Description	Price Each
370-SJ250-1C	1/4 watt carbon film	1.0Ω-1KΩ	4800	**200 ea.:** of all values listed for prototype kit 370-SJ250-1 shown above	**46.95**
370-SJ250-2C	1/4 watt carbon film	1.1KΩ-100KΩ	4800	**200 ea.:** of all values listed for prototype kit 370-SJ250-2 shown above	**46.95**
370-SJ250-3C	1/4 watt carbon film	110KΩ-10MΩ	4800	**200 ea.:** of all values listed for prototype kit 370-SJ250-3 shown above	**46.95**
370-SJ250-C	1/4 watt carbon film	1Ω-10MΩ	14,400	**200 ea.:** of all values listed for prototype kits 370-SJ250-1, 370-SJ250-2 & 370-SJ250-3 shown above	**139.95**
370-SJ500-1C	1/2 watt carbon film	2.2Ω-1KΩ	4800	**200 ea.:** of all values listed for prototype kit 370-SJ500-1 shown above	**74.95**
370-SJ500-2C	1/2 watt carbon film	1.1KΩ-100KΩ	4800	**200 ea.:** of all values listed for prototype kit 370-SJ500-2 shown above	**74.95**
370-SJ500-3C	1/2 watt carbon film	110KΩ-3.3MΩ	4800	**200 ea.:** of all values listed for prototype kit 370-SJ500-3 shown above	**74.95**
370-SJ500-C	1/2 watt carbon film	2.2Ω-3.3MΩ	14,400	**200 ea.:** of all values listed for prototype kits 370-SJ500-1, 370-SJ500-2 & 370-SJ500-3 shown above	**217.95**
370-SJ901-1C	1 watt carbon film	2.2Ω-1KΩ	2400	**100 ea.:** of all values listed for prototype kit 370-SJ901-1 shown above	**114.95**
370-SJ901-2C	1 watt carbon film	1.2KΩ-1A00KΩ	2400	**100 ea.:** of all values listed for prototype kit 370-SJ901-2 shown above	**114.95**
370-SJ901-C	1 watt carbon film	2.2Ω-100KΩ	4800	**100 ea.:** of all values listed for prototype kits 370-SJ901-1 and 370-SJ901-2 shown above	**229.95**
370-BJ250-1C	1/4 watt carbon comp.	2.2Ω-1.0KΩ	2400	**100 ea.:** of all values listed for prototype kit 370-BJ250-1 shown above	**139.95**
370-BJ250-2C	1/4 watt carbon comp.	1.1KΩ-100KΩ	2400	**100 ea.:** of all values listed for prototype kit 370-BJ250-2 shown above	**139.95**
370-BJ250-3C	1/4 watt carbon comp.	100KΩ-910KΩ	2400	**100 ea.:** of all values listed for prototype kit 370-BJ250-3 shown above	**139.95**
370-BJ250-C	1/4 watt carbon comp.	2.2Ω-910KΩ	7200	**100 ea.:** of the 72 values listed for prototype kits 370-BJ250-1, 370-BJ250-2 & 370-BJ250-3 shown above	**249.95**
370-271-C	1/4w metal film 1% 50ppm	4.02Ω-1MΩ	14,400	**200 ea.:** of all values listed for prototype kits 370-271-1, 370-271-2, & 370-271-3 shown above	**329.95**

Prototype Kits

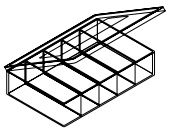

- Designed for engineers, prototype and repair benches, school labs, short production runs, and hobbyists.
- No guesswork. Our kits spell out exactly what you get.
- Production quantities of all listed components are in stock. Call for Quote.
- Compare kits on this page with anyone else's and you will see why quality, price, selection, and convenience are reasons to purchase component kits from Mouser.

Capacitor Kits

MOUSER STOCK NO.	Type	Range of Values	Pieces in Each Kit	Description	Price Each
370-540-1	Tantalum, ±10%, 6.3-35 volt, radial	.1-100µF	120	**10 each:** .1, .15, .22, .33, .47, .68 (35WVDC), **5 each**: 1.0 (35WVDC), 2.2, 4.7, 10, (25WVDC), 3.3, 4.7, 6.8, 22, (16WVDC), 33, (10WVDC), 15, 47, 100 (6.3WVDC)	**49.95**
370-140PFK-1	Polyester, ±10%, 100 volt, radial	.001-.47µF	175	**10 each:** .001, .0015, .002, .0022, .0033, .005, .01, .015, .02, .022, .033, .047, .05, .068, .1, .15, .22, **5 each:** .47	**23.95**
370-140PFF-1	Polyester, ±2%, 100 volt, radial	.001-.1µF	120	**10 each:** .001, .0015, .0022, .0033, .0047, .01, .015, .022, .033, .047, .068, .1	**49.95**
370-GP50-1	Ceramic disc, 50 volt, radial	5pF-.1µF	360	**20 each:** 5, 10, 22, 33, 47, 68, 100, 220, 270, 330, 470, 500pF, .001, .002, .005, .01, .05, .1	**29.95**
370-GP500-1	Ceramic disc, 500 volt radial	5pF-.02µF	360	**20 each:** 5, 10, 22, 33, 47, 68, 82, 100, 220, 270, 330, 470, 500pF, .001, .002, .005, .01, .02	**29.95**
370-208-25	Miniature electrolytic radial	1-1,000µF	85	**10 each:** 1, 2.2, 3.3, 4.7, 10 (50WVDC), **5 each:** 22 (50WVDC), 33, 47 (35WVDC), 100, 220, 470, 1000 (25WVDC)	**33.95**
370-PS-1	Polystyrene film, ±5%, 50WVDC	100-820pF	120	**10 each:** 100, 120, 150, 180, 220, 270, 330, 390, 470, 560, 680, 820 (axial leads)	**24.95**
370-PS-2	Polystyrene film, ±5%, 50WVDC	.001-.01µF	120	**10 each:** .001, .0012, .0015, .0018, .002, .0022, .0027, .0033, .0039, .005, .0068, .01 (axial leads)	**24.95**
370-140XAL-1	Miniature electrolytic axial	.47-1000µF	80	**10 each:** .47, 1.0 (50V), **5 each:** 2.2, 3.3, 4.7, 10, 20, 220, (50V), 33, 470, (35VDC), 47, 100, 330, 1000, (25VDC)	**29.95**
370-140XAL-2	Miniature electrolytic axial	220-4700µF	25	**5 each:** 220 (50VDC), 330 (25VDC), **3 each:** 470 (35VDC), 1000 (25VDC), 1000 (50VDC) **2 each:** 2200, 3300, 4700 (35VDC)	**29.95**
370-140XRL-1	Miniature electrolytic radial	1-1000µF	80	**10 each:** 1, 2.2, 4.7, 22 (50V), **10 each:** 10, 47 (35V) **5 each:** 100, 470, 1000 (25V), 220 (35V)	**29.95**
370-140MLR-1	Micro-miniature Electrolytic radial	.1-220µF	150	**10 each:** .1, .22, .33, .47, 1.0, 2.2, 3.3, 4.7, 10 (50V), 4.7, 22 (35V), 33 (25V), 47, 100 (16V), 220 (10V)	**49.95**
370-5982-1	Dipped Mica, ±5%	1-2000pF	120	**5 each:** 1, 2, 3 (300V), **5 each:** 5, 10, 22, 33, 39, 47, 56, 75, 100, 220, 270, 330, 390, 470, 560, 680, 820, 1000, 1200, 1500, 2000, (500V)	**86.25**
5987-KIT3	SMT Polymer Alum., Low ESR	4.7-33µF	36	**6 each:** 33, 47, (6.3V), **6 each:** 22, (8V), **6 each:** 10, (12.5V), **6 each:** 4.7, 6.8, (16V)	**66.80**

"C-PAC" ASSORTMENT

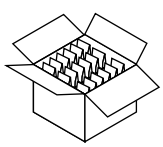

Capacitor Kits

"C-PAC" kits are the same as above but are packaged with 100 or 200 of each value.

MOUSER STOCK NO.	Type	Range of Values	Pieces in Each Kit	Description	Price Each
370-140PFK-C1	100V±10% polyester	.001-.005µF	600	**100 each:** .001, .0015, .002, .0022, .0033, .005	**28.95**
370-140PFK-C2	100V±10% polyester	.01-.047µF	600	**100 each:** .01, .015, .02, .022, .033, .047	**36.95**
370-140PFK-C3	100V±10% polyester	.05-.047µF	600	**100 each:** .05, .068, .1, .15, .22, .47	**89.95**
370-140PFK-C	100V±10% polyester	.001-.047µF	1800	**100 each:** All values listed above	**134.95**
370-GP50-C	50V ceramic disc	5pF-.1µF	3600	**200 each:** All values listed above in 370-GP50-1	**89.95**

Component Kits

MOUSER STOCK NO.	Type	Range of Values	Pieces in Each Kit	Description	Price Each
370-159-1	Solderless connectors	- - - - -	180	18 types of connectors and disconnects, insulated	**14.95**
370-159-2	Solderless connectors	- - - - -	180	18 types of connects and disconnects, non-insulated	**14.95**
370-333-1N1	Diode/rectifiers (1 amp)	50-1000PRV	140	**20 each:** 1N4001, 1N4002, 1N4003, 1N4004, 1N4005, 1N4006, 1N4007	**29.95**
370-LED-2	Light emitting diodes	- - - - -	180	18 types T1, T 1 3/4, rectangle and square, clear and diffused lenses	**33.95**
370-333Z-1	Zener diodes (500mW)	5.6-24 Volt	100	**5 each:** of 20 values 5.6 to 24 volts, ±5%	**33.95**
370-332-1	Microprocessor crystals	23 types	46	**2 each:** 3.2768, 3.579545, 3.93216, 4.0, 4.096, 4.194304, 4.433, 4.9152, 5.0, 5.0688, 6.0, 6.144, 6.5536, 8.0, 10.0, 12.0, 12.069, 14.31818, 16.0, 18.0, 18.432, 19.2, 20.0MHz	**89.95**
370-44FM-1	Metric fuse kit	.5-10 amp	60	**10 each:** .5, 1, 2, 3, 5 and 10 amp	**12.95**
370-44FP-1	Standard fast acting fuses	1/4-5 amp	180	**30 each:** .25, .50, 1.0, 2.0, 3.0, 5.0 amp 250 volt	**23.95**
370-MOV-1	Metal oxide varistor kit	48-510V	25	**3 each:** VZA series: 48, 130, 150; VZC series: 130, 150; **2 each:** VZC series: 250; VZD series: 130, 150, 275, 510	**32.95**
370-NTC-T2	NTC thermistors	100Ω to 50KΩ	60	**5 each:** 100, 200, 300, 500, 1K, 2K, 3K, 5K, 10K, 15K, 20K, 50K @ 25°C	**29.95**
370-RFC-1	RF choke (43LR series)	.22-1000µH	180	**10 each:** .22, .47, 1.0, 2.2, 3.3, 4.7, 10, 15, 22, 33, 47, 68, 100, 220, 330, 470, 680, 1000µH	**49.95**
370-EMCC	Epoxy miniature choke coils	.15µH to 1000µH	240	**10 each:** .15, .22, .33, .47, .68, 1.0, 1.5, 2.2, 3.3, 4.7, 6.8, 10, 15, 22, 33, 47, 68, 100, 150, 220, 330, 470, 680, 1000µH	**89.95**
370-ESCC	Epoxy small choke coils	.33 to 1000µH	240	**10 each:** .33, .47, .68, 1.0, 1.5, 2.2, 3.3, 4.7, 6.8, 10, 12, 15, 18, 22, 27, 33, 47, 100, 150, 220, 330, 470, 680, and 1000µH	**89.95**
370-TPV-1	Trim pots 6, 8,10mm vertical	1KΩ to 500KΩ	180	**10 each:** 321-2100 series 6mm: 1K, 5K, 10K, 50K, 100K, 500K, (.05W) .32RM series 8mm: 1K, 5K, 10K, 100K, 500K, (.1W) 32RW series 10mm: 1K, 5K, 10K, 50K, 100K, 500K, (.1W)	**69.95**
370-PT10	Trim pots 10mm, vert. & horiz.	500 to 500KΩ	180	**10 each:** 500, 1K, 5K, 10K, 25K, 50K, 100K, 250K, and 500K in both horizontal and vertical mount	**69.95**
370-TPH-1	Trim pots 6, 8, 10mm horizontal	1KΩ to 500KΩ	180	**10 each:** 321-2000 series 6mm: 1K, 5K,10K, 50K, 100K, 500K, (.05W) 32RH series 8mm: 1K, 5K, 10K, 50K, 100K, 500K (.1W) 32R series 10mm:1K, 5K, 10K, 50K, 100K, 500K, (.1W)	**69.95**
370-LIN-1	Linear IC kit	- - - - -	76	**5 each:** LM311, LM324, LM339, LF353, LM358, LM393, NE555, NE556, MC1488, MC1489, ULN2003A **3 each:** LF347, LF356, LM741, LM1458, CA3130, CA3140, CA3059	**69.95**
370-TRA-1	Transistors	- - - - -	180	**10 each:** 2N2222A, 2N2369A, 2N2907, 2N3707, 2N3904, 2N3906, 2N4124, 2N4401, 2N4403, 2N6426, MPSA13, MPSA29, MPSA42, MPSA56, MPSA63, MPSA92, BC337, and BC547	**39.95**
370-511-1	Transistors, power, TO-220	- - - - -	90	**5 each:** MJE3055T, MJE13005, MJE13007, TIP29, TIP29C, TIP30, TIP31C, TIP32, TIP32C, TIP41C, TIP42, TIP42C, TIP48, TIP120, TIP121, TIP122, TIP125, and TIP131	**89.99**
370-SMD-1	Surface mount diode rectifiers	1amp, 50-800PRV	60	**10 each:** 1N4001, 1N4002, 1N4003, 1N4004, 1N4005, 1N4006	**29.95**
370-331-1	1 amp DIP silicon bridge rectifiers	50-800PRV	30	**5 each:** 50, 100, 200, 400, 600, 800PRV	**29.95**
370-VRG-1	Voltage regulator IC kit	5V-18V, variable	72	**4 each:** 7805, 7805A, 78M05, 78S05, 7905, 7808, 7908, 7812, 7812A, 78S12, 7912, 7815, 7915A, 7818, 7918, LM317T, LM337, LM723	**59.95**
370-331-2	200 PRV silicon bridge rectifiers	1-15 amp	80	**10 each:** 1, 1.5, 2, 3, 4, 6, 10, 15 (200PRV)	**159.95**
370-526-1	Semiconductor	- - - - -	155	NTE replacements, 25 different types (replaces 63,703 devices) } See page 23 for a complete listing of devices in these kits	**249.95**
370-526-2	Semiconductor	- - - - -	125	NTE replacements, 25 different types (replaces 20,251 devices)	**219.50**
370-164-1	Binding post kit	- - - - -	40	**10 each:** Red and black; **5 each:** Blue, green, white, and yellow	**49.95**
561-M1991	Transistor hardware, nylon	- - - - -	180	Assortment: 17 styles and configurations	**28.33**
561-M1992	Spacers/standoffs, nylon	- - - - -	340	Assortment: 40 sizes and types	**46.66**
561-M1993	Shoulder washers, nylon	- - - - -	300	Assortment: 30 sizes and types	**28.33**
561-M1994	PCB posts, nylon	- - - - -	700	Assortment: 10 sizes and types	**46.66**
561-M1995	Cable clips, nylon	- - - - -	140	Assortment: 15 sizes and types	**28.33**
561-M1996	Cable clamps, nylon	- - - - -	290	Assortment: 18 sizes	**46.66**
561-M1997	Flat washers, nylon	- - - - -	500	Assortment: over 40 sizes	**28.33**
561-M1998	Screws & nuts, nylon	- - - - -	750	Assortment: over 40 sizes	**46.66**
561-M1999	Strain relief	- - - - -	108	**9 each:** of the 12 most popular series	**28.33**
524-11-528	Metric hardware kit	2-4mm	108	2.0, 2.6, 3.0, and 4mm hardware	**44.24**
383-1425	Color coded wire jumper kit	#22 AWG	560	25 pieces of 14 lengths #22 AWG solid	**12.58**
538-KK-100	Modular interconnection kit	.100"	- - -	Designer/service kit for .100" center, K.K. series modular connectors	**39.95**
538-KK-156	Modular interconnection kit	.156"	- - -	Designer/service kit for .156" center, K.K. series modular connectors	**39.95**

Product Index

~ A ~

AC Adaptors 233
AC Plugs / Receptacles 94
AC Power Inlets / Outlets 94
Adaptors
BNC Banana Plug 97
BNC Binding Post 97
BNC/TNC 116, 117, 120, 122
Computer 133
D-Sub 133
Fiber Optic 123
Housing 127, 129
IC 158
Inter-Series 115-117, 120
Modular 126, 128
N 116-118, 120
Phone 109, 115
Phono 115, 120
Phono Y 109
RF 116-119
SMA 117, 119
Test 97
Twinaxial 118
UHF 116-118
XLR 115
Adhesives
Bonding 336
Conductive 4, 336
Epoxy 336
General Purpose 335
Heatsink 4, 335
Quick-Bond Gel/Accelerator 336
Super 77 Spray 332
Alternistors 13
Antennas 253
Anti-Static Equipment 333
Assemblies, Cable ....99-101, ...113, 123
Attenuators 115, 189
Audible Signal Devices 282-284
Auto Power Plugs 106

~ B ~

Backshells, D-Sub ....129, 131, ...133, 134
Barrier Terminal Blocks 163
Batteries
Alkaline 286, 287
Carbon-Zinc 286, 287
Coin Cell 286, 287
Computer 288
Electronic 287, 288
General Purpose 286, 287
Lantern 286, 287
Lead-Acid 285
Lithium 286-288
Ni-Cad 286, 287
Photo 287, 288
Rechargeable 285-287
Zinc-Chloride 286
Battery
Backup Systems 349, 350
Chargers 285-287
Clips 291
Holders 290, 291
Snaps 289
Binding Posts 97, 98
Blades and Knives 326, 341
Books 22, 23, 25, 40, 279
Boot, Modular Cable 124
Boxes 299, 303, 306-308, 310
Braid 76, 77
Breadboards 341, 342
Breakouts, Molded 97
Bumpers 314
Bushings, Strain Relief 162
Button, Color Coded I.D. ....103, ...104, 114
Buzzers 282-284

~ C ~

Cabinets 300, 301, 303, 309
Cabinets/Racks/Accessories 300-302, 304, 305
Cable
✔Accessories ....**72-74**, 76-78, ...128, 133, 134, 162, 314, 326
Analog 82, 83
Assembly Molded ....99-101, ...113, 123
Audio 82, 83, 86-88, 99, 101
Broadcast 86-89
Camera 82, 87
CATV 83, 87, 89
CCTV 82, 87
✔Clamps **72**, 92
✔Clips **72-74**, 314
✔Coaxial **82-84**, 87, 89, 99
Computer 84, 85, 87, 89, 90, 133
Control 80, 81, 86, 87, 89, 90
Data 85, 92, 126
DC Power 99
Digital 88, 101
Flat 91, 92, 126, 137, 138
Fiber Optic 123
Fire Alarm 81, 90
IBM 84, 85
Instrumentation 86
✔LAN **84**, 89
MATV 83, 87, 89
Microphone 87-89, 101
Modular 92, 126
✔Multiconductor ....**79**-81, 85, ...86, 89, 90
✔Multi-Pair **79**, 80, 81, 84-89
Oxygen-Free 101
Plenum 84, 87, 90
Power 81, 86, 89, 93
Ribbon 91, 92
Shielded 79-90
Sound 86, 87
Speaker 86-89
Telephone 85, 89, 92, 126
Ties 72-74
Transmission 82, 89
Twinaxial 89
✔Video **82**, 99
✔XTRA-GUARD **79**
Capacitors
Audio Frequency 204
Bi-Polar 204, 205
Ceramic 214-219, 352
✔Chip 209, **210**, 212, 214
Computer Grade 208
✔Dipped ....211-213, 219, ...220, 225-227
Disc 215, 216, 352
✔Electrolytic ....200-203, ...205-**210**, 352
✔Film **220-226**
Flat Pack 209
High Capacitance 208
High Frequency 204
High Temperature 202, 207
✔High Voltage ....200, 203, 206-208, ...**210**, 216, 218, 220, 224-227
Low ESR 202
Low Leakage 201
Memory Backup 204
Metallized Film 222-226
Mica 227, 352
Monolithic 216, 218, 219
Motor-Run 226
Mounting Hardware 208, 218, 226
Multi-Layer 224
Non-Inductive 221, 222
Non-Polarized 204
Photo-Flash 204
✔Polyester **220**, 221, 224, 352
Polymer Aluminum 209, 352
✔Polypropylene **220**, 223, 226
Polystyrene 223, 352
Snapmount 209
Snubbers 226, 227
Super Caps 212
Surface Mount **209-211**, 227
✔Tantalum **210-213**
Trimmer 217
Tuner 218
Variable 217, 218
Cases ....300, 301, 303, 306, ...307, 310, 347
Casters 302, 304
Ceramic Resonators 42
Chemicals
Accessories 334, 336
Circuit Chiller 335
Cleaners 334, 335
Defluxers 334
Developer Concentrate 336
Dry Etchant 337
Etch Resist Sensitizer 336
Isopropyl Alcohol 334
Liquid Etchant 337
Lubricants 334, 336
Printed Circuit Materials 336
Printed Circuit Repair Kit 336
Protective Coatings 335
Silver Epoxy Kit 336
✔**Chokes and Coils** ....245-247, ...**249**-253
Circuit Boards 337, 338, 339
Circuit Breakers 295
✔**Clamps** **72**, 92, 330
Clock Oscillators 43-45
Clips
Alligator 95
Battery 95, 291
✔Cable **72-74**, 95
Fahnestock 165
IC 96
Miniature 95
Test 95-97
Computer Accessories 133
Connectors
Adaptors ....109, 115-120, ...122, 123, 133
AMP Latch 136
AMPMODU 140
Attenuators 115
Audio 281
Banana 97, 98, 281
BNC 97, 116-118, 120, 122
Card Edge 134, 137
CATV 121
Centronics 133, 135
Circular 105, 148, 149
Coaxial 116-123
Collars, Color Coded I.D. ....103, ...104, 114
DC Power 106, 107
✔DIN 104-106, **158**
DIP 137, 150
D-Sub 129, 130, 134, 137
D-Sub Wall Plate 133
Electrical Spring 167
F 120, 121
Fiber Optic 123
Flat Cable 134, 137
Gender Changers 115
Housings/Hoods ....130-133, ...136, 140-145, 147
IDC 136-138, 146, 161, 162
IEC 94
Intra 150
K.K. Series 141
LAN 119
MR, Miniature Rectangular 145
MATE-N-LOK 146-148
MATV 121
Microphone 111-114
MIDI 101
Mini-DIN 105
Modular 124-128
✔MTA **144**
N 116-118, 121
NANOFLEX 138
Nylon 143
Parallel Interface 130, 137
PCB ....124, 125, 129, ...130, 135, 147
Phone 103, 108-110, 113, 115
Phono 102, 103
Pin and Socket 142
RF 116-123
Ribbon 134
Scotch Flex 134
Scotchlok 161
SMA, SMB, SMC 117, 119, 122
Speaker 113, 281
Socket 134, 137
Strip Line Plug 150
Studio 115
Telephone 113, 124-128
Tip 98
TNC 118, 120, 122
Tools ....119, 120, 122, 124, 126, ...129, 130, 136, 144-148, 162
Transition Plug 138
Twinaxial 118, 121
UHF 116-118, 122
Video 99
Weathertight 111
XLR 111-115
Consoles 307, 309
Controls, Temperature 300, 302
Converters, DC to DC 230
Cordgard 350
Cord Set, AC 93
Crimping Tools ....119, 120, 124, ...126, 129, 141-149, 162, 325, 326
Crystal Filters 42
Crystals, Microprocessor ....41, ...42, 44, 45
Cutters 325-327

~ D ~

DC to DC Converters 230
Demagnetizer 324
✔**Diacs** 13, **18**
Dials 191, 193
Diodes
Arrays 9
Current Regulating 9
Germanium 9
✔High Voltage **9**, 10
Infrared 9
Replacement 23-25
Signal 9
Silicon 9, 10
✔Surface Mount **6**, **8-10**
✔Surge Protection **6**
Switching 9, 23, 24
Zener 8, 23, 25, 26
Display Modules 53, 55, 56
Doors, Cabinet 304
Drafting Aids 337
Drawer, Keyboard 305
Drills/Drill Bits 322

~ E ~

Earphones 280
Electrical Tapes 332
Enclosures ....300, 303, 306, ...308, 309, 311
Encoders 192, 199
EPROM Erasers 27
EPROM Programmers 29
Etching Supplies 336
Extender Cards 338, 339
Extraction Tool ....129, 130, 132, ...143, 145-149, 324
Eyelets 320

~ F ~

Fans and Accessories
AC Tubeaxial 228, 229
DC Tubeaxial 228, 229
Exhaust 300, 302
Filter Assemblies 230
Guards 230
Power Cords 93, 229
Fasteners, Hook and Loop 332
Ferrite Beads 244, 246, 248
Filters 230, 243
Flashlight 347
Flash Tubes 71
Fluorescent Indicator Panels 56
Flux, Solder 331
Frequency Counter 342
Fuse
Blocks 293, 296
Clips 296
Holders 293, 295, 296
Fuses 292-294

~ G ~

Gender Changers 115
Generators 342-344
Grommets 314
Ground Lugs 314

~ H ~

Handles 302, 330
Hardware
Bumpers 314
Cable Mount 72-74
Capacitor Mount 208, 218, 226
Circuit Board 315
Fasteners, Hook and Loop 332
Grommets 314
Hole Plugs 314
Jack Screws 133
Kits 316, 317, 352
LED Mounts 62-64
Nuts 187, 316, 317
Nylon 72-74, 315
PCB Locking Supports 315
PCB Posts 315
Resistor Mounting 184
✔Rivet **317**
Screws 316, 317
Spacers 315
Strain Relief Bushings 162, 316
Terminal Lug 314
Transistor Mount 160
✔Washers 187, **316**, 317
✔**Headers** 135, 139-141, 144, 147, **158**
✔**Heat Guns** **75**, **330**
Heat Shrink Tubing
✔Polyolefin **75**-77
Polyvinylchloride 76, 77
Heat Sink
Adhesive 4
Compound 4, 22, 335
Heat Sinks 4, 5, 22, 276, 279
Hex Drivers 324
Hole Plugs 314
Hoods
D-Sub 129, 131, 132, 134
Modular 132
Hook and Loop Fasteners 332

~ I ~

Indicators
Incandescent 66, 67, 70
LED 52, 54, 62, 64, 66, 67
Neon 66, 67, 71
Panel 62, 66, 67
PCB 52, 54, 64, 66, 67
Inductors 244-246, 248
Infrared Detectors 46, 50
Insertion Tool ....129, 130, 140, ...145, 147-149, 324
Instrument Cases 306, 307, 310
Insulators, Transistor 160
Integrated Circuits
4000 ....25, 34, 35
7400 31
74AC 31
74ACT 31
74ALS 33
74C 31
74FCT 31
74HC 31-33
74HCT 33
74LS 33, 34
74S 34
BICMOS 31, 35, 38
CMOS 27-29, 31-38, 40
EEPROMS 28, 29
EPROMS 25, 28, 29, 40
FIFOs 29
✔Linears 23-26, **30**, 35-40
Memories 25, 26, 28, 29, 40
Microprocessors 25, 27
✔Microwave Devices **30**, **39**
Operational Amps 24-26, 35-40
Peripherals 25
Regulators 24-26, 35-40
Replacement 23-26
✔Surface Mount **28-38**, 40
TTL 31, 33, 34
Inverter, DC to AC 348
I/O Modules 277, 279

~ J ~

Jacks
Adaptors 109, 126
Banana 98
DC Power 106, 107, 110
DIN 104, 105
Mini-DIN 105
Modular 124-127
Phone 108-110, 113, 115
Phono 102, 103
Surface Mount 124, 125, 128
Tip 96, 98
XLR 111-115
Jack Screws 123
Jumper Wire 341
✔**Jumpers** 96, 150, **158**

~ K ~

Key Switch 266
Kits
Binding Post 98, 352
Cable Clamps 316, 352
Cable Clips 352

Product Index

Cable Ties 72
Capacitor ....201, 203, 205, 209, ...215, 223, 224, 227, 352
Chokes and Coils 252, 352
Connector ....108, 123, ...141, 142, 352
Diode 352
Fuse 352
Hardware 136, 316, 317, 352
Integrated Circuit 27, 40, 352
LED 59, 352
Linear IC 27, 40, 352
Microprocessor Crystals 352
Modular Interconnection 352
MOV 352
Nuts 352
PCB Post 316, 352
Phone Plug and Jack 108
Potentiometer 197, 352
Rectifier 352
Replacement Semi's 23, 352
Resistor ..174, 177, 178, 181, 351
Semiconductor ....22, 23, ...27, 40, 352
Screws 316, 352
Solderless Connectors ...167, 168
Spacers/Standoffs 316, 352
Splice 162
Staking 321
Strain Relief 316, 352
Test Clip Patch Cord 97
Thermistor 170, 352
Transistor 22, 352
Trimmer Potentiometer ...197, 352
✔Tubing, Heat Shrink **75**, 76, 78
Varistor 169, 352
Voltage Regulator IC ..27, 40, 352
Washer 316, 352
Wire, Hook-Up 78
Wire, Jumper 341, 352
Wire Sorter 347
Zener Diode 352
Knobs
Aluminum 312
Collet 313
Color 312, 313
Control 312, 313
Instrument 312
Pointer 312
Slide 185, 313
Vernier Dial 312

~ L ~

Lacing Filament 76
Lamps
Bayonet 68-70
Bi-Pin Base 68-70
Flange 68-70
Groove 68, 70
Incandescent 68
✔LED 25, **46**, 51, **57-61**, 64, 65
Neon 69, 71
Screw 68-70
Telephone Slide Base 68
Wedge 68, 69
Wire Terminal 68, 70
Lamp Sockets 67, 70
LCD 56
Lead Bending Tools 321
Leads
MIDI 101
Phono 101
Test 90
LED Displays 53, 55
LED Mounts 62-64
LED's
Bar Graph 25, 54, 64
Blinking 58, 60
Blue 59
Cable Assemblies 63
Chip 51, 59, 61, 65
Display 25, 53, 55
Dual Color 51, 52, 58, 61
Indicator 52, 54, 62, 64, 66
✔Lamps ...25, **46**, 51, **57-61**, 64, 65
Lenses 63
Light Arrays 54
Light Bars 54, 64
Meters, Panel 297
Mounts 62-64
Multi-Color 59
Rectangular 52, 58, 61, 65
Resistored 65
Special Shaped 58, 61
Sockets 62, 63
Super Bright 51, 57-60
Surface Mount ....25, 51, 57, ...59, 61, 63, 65
Lens Cap 63, 67, 70
Line Conditioners 348
Line Cords 93
Linear Power Supplies 234
Lubricants 334, 335

~ M ~

Magnetizer 324
Memory
DRAMS 26, 28, 29
EEPROMS 28, 29
EPROMS 25, 28, 29, 40
FIFOS 29
FLASH 29
SRAMS 25, 26, 28, 29
TAGRAM 29
VRAMS 29
Microphones 280
Microprocessor Crystals ....41, ...42, 44, 45
Microprocessors 25, 27
✔**Microwave Devices** **30**, **39**
Modem Modules 241
Mosfets 17-21, 23-26, 30
Mounting Kits, Transistor 160

~ N ~

Neon
Indicators 66, 67
Lamps 68, 69, 71
Nibbling Tools 324
Nut Drivers 324, 325
Nuts 316

~ O ~

Optocouplers 25, 48, 49
Optoelectronics ....25, 26, ...46-61, 64-67
Optoisolators 25, 26, 47
Oscillators 43-45
Oscilloscopes 343, 344
Outlet Strips 350

~ P ~

Panels 302, 305, 307
Panel Meters 297, 298
PC Boards
Copper Clad 310, 337
Plug Boards 337, 338
Prototyping Grid 337-339
PCB Accessories
Bus Strips 340, 341
Drafting Symbols 337
Etching Solution Heater 336
Locking Supports 315
Multi-Mod Case 340
Pad Cutter 340
Pins and Terminals 340
Power Etching System 336
Prototyping Kits 340
Solder Eyelets 340
Tefzel Silver Plated Wire 340
Toner Transfer System 336
Wire-Wrap Unwrap Tool 340
PCB Terminals 340
PCB Pins and Receptacles 154
Pens
Conductive 336
Etch Resist 336, 337
Marking 74, 332
Overcoat 336
Photo Cells 46, 71
Photo Transistors 25, 46, 48-50
Piezo-Buzzers 282-284
Pins, PCB 154
Pliers 326, 327
Plugs
AC 94
Auto Power 106
Banana 98, 281
DC Power 99, 106, 107, 110
DIN 104, 105
Mini-DIN 105
Modular 124, 125
Phone 103, 109, 110, 113
Phono 102, 103, 108
Tip 96, 98
XLR 111, 112, 114
Plug Boards 337-339
Potentiometers
Attenuators 189
Carbon 185-187, 195-197
Cermet 188-196, 198
Conductive Plastic ..192, 198, 199
Modular 195, 198
Motor Driven 185
Multi-Turn 189, 191-194
Non-Conductive 194
Rheostats 184
Slide 185
SMD 189
Thick Film 198
Thumbwheel 185
✔Trimmer **188-191**, 193-198
Wirewound 192, 198, 199
Power Conditioning Equipment
Console Surge Protector 348
Dataline Protectors 348
DC to AC Inverters 348
Fax Modem Protectors 348
✔Laptop Power Supply **348**
✔Line Conditioners **348**
OmniPro UPS 349
✔Power Inverter **348**
SMART Series UPS 349
✔Surge Suppressors **348**
✔UPS Systems **349**, 350
Power Cords 93
Power Line Filter 243, 349, 350
Power Strips 350
✔**Power Supplies** ....**231**-234, ...342-344, 348
Presses and Accessories ....318, ...319, 323
Programmers 27, 29
✔**Prototype Boards** 341, **342**
Punch
Boards 338
Drivers 320
Sets 319, 320
Punches 319-321

~ R ~

Racks 300-302, 304
Rails 302, 305
RAMS 25, 26, 28, 29
Receptacles 94
Rechargeable Batteries 285-287
Rectifiers
Bridge 12, 23, 25, 26
Current 9
✔Fast Recovery **9**, 11, 24-26
Glass Passivated 10-12
High Efficiency 10
✔High Voltage **9**, 10, 23-25
Power 13
Replacement 23-26
✔Schottky Barrier **9**, 11, 24, 26
Silicon 9-12
Super Fast Recovery 11
Surface Mount 10-12
✔Ultra Fast **9**, 24
Relays
DIP / SIP 272, 273
General Purpose ....270, 271, ...273-275
Heat Sinks 276, 279
Miniature 271, 273-275
Reed 272
Sockets 271, 275
Solid State 276-278
Resistor Decade Box 199
Resistors
Adjustable Tap 184
Aluminum Housed 182, 172
Carbon Composition 174, 351
Carbon Film 176, 177, 351
Cement 182
Chip 173, 178
Metal Film 173, 174, 177, 351
Metal Oxide 181, 351
Network 179, 180
Power 172, 181-184, 351
Precision 172-175, 177, 178
Silicone Coated 172, 183
Surface Mount 178
Thick Film 173, 178-180
Trimmer 196, 197
Variable 184, 196, 197
Vitreous Enamel 181-184
Wirewound 172, 181-184
Zerohm 176
✔**RF Devices** **30**
RFI Power Line Filters 243
Rheostats 184
Rivets 289, 317

~ S ~

✔**SCR's** 14, 17, **19-26**
Security Devices 266, 282-284
Semiconductors
Alternistors 13
Cross Reference 22, 40
✔Diacs 13, **18**
✔Diodes **6**, **8-10**, 24, 25
✔IC's **23-40**
Memory 25, 26, 28, 29
✔Microwave Devices **30**, **39**
Mosfets 17-21, 23-26, 30
Optoelectronics 47-49
✔Rectifiers **9**-13, 23-26
Replacement Semi's 23-26
✔RF Devices **30**
✔SCR's 14, 17, **19-26**
Sidacs 13
✔Surface Mount ..**6-12**, **16-22**, **28-40**
✔Thyristors 13, 14, **16-26**
✔Transistors **13-26**, **30**
✔Transient Voltage Suppressors .6, ...7, **19**, 25
✔Triacs ...15, **18**, 19, **21**, **22**, 25, 26
Zener Diodes 8, 23, 25, 26
Sensors 171
Shunts 139, 268
Sidacs 13
Signal Devices 282-284
Sirens 284
Sleeving 77
Snaps 289
Sockets
Adaptors 158
Decoupling 148, 156
DIP 153, 156, 157, 159
✔Display **157**, 159
Dram Option 151
✔IC 151-153, **155-158**
✔Jumpers, Miniature **158**
Lamp 70
LED 159
Mini-DIN 105
Pin Grid Array 156, 159
PLCC 151, 152, 157, 159
SIMM 151, 152
SIP 151
SOIC 158
SOJ 158
✔Strip **157**
Test 157, 159
Transistor 160
Vertisockets 157
Zero Insertion Force (ZIF) .157, 159
Zig Zag 151
Software
Circuit Simulator 342
Cross Reference 22, 40
PCB Design 336
Power Alert UPS Shutdown ...349
Solder Products
Flux-Pen 331
Liquid Rosin Flux 331
Solder
Bar 331
Flux Core 331
Rosin Core 331
Solid Wire 331
Water Soluble Core 331
VOC Free Flux 331
Solder Flux 331
Solder Lugs 314
Solder Paste 331
Soldering Aids
Desoldering Braid 331
Desoldering Tools 329, 330
Heat Gun 330
Seizer Clamps 330
Soldering Aid Set 330
Soldering
Irons 328-330
Guns 329
Stations 328, 329
Tips 328-330
Tools 328-330
Solderless Terminals 166-168
Spacers 315
Speakers and Accessories 281
Splices 162
Stage Boxes 101
Standoffs 63
Static Control Products
Anti-Stat 335
Anti-Static Freezer 335
Cleaners 334, 335
Conductive Foam 333
Field Service Kit 333
Floor Mat 333
Labels 333
Lotion 335
Shielding Bags 333
Table Mats 333
Wrist Strap 333
Storage Cabinets, Boxes 299
Strain Relief Bushings 162, 316
Suppression Coils 253
Surface Mount
Battery Holders 291
✔Capacitors **209-211**, 227
CMOS 28, 29, 31-38
Connectors 108, 124, 125
Crystal, Microprocessor ....41, ...42, 44, 45
✔Diodes **6**, 8, **9**, 10
EEPROMS 28, 29
Ferrite Chip Beads 244, 248
Fuses 292, 294
✔IC's **28-40**
Inductors 244-246, 248
Jacks 124, 125, 128
LED's 26, 51, 57, 59, 61, 63, 65
Optoelectronics ....26, 47, 51, ...57, 59, 61, 65
Optoisolators 47
Oscillators 44, 45
Panel Meters 297, 298
Potentiometers ....188-190, ...193, 194, 196
✔Rectifiers **9**-12
Resistor Networks 180
Resistors 173
✔Semiconductors ....**6-12**, ...**16-22**, **28-40**
Sockets, IC 151, 152, 158
Static RAMS 29
Switches 256, 265, 269
Test Clips 96
Transformers, Modem 241
Transient Voltage Suppressors 6, 7
✔Transistors **16-22**, **30**
Zener Diodes 8
Surge Suppressors
Power Master Series 350
Noise and Surge Filter 348-350
Surge/Noise Suppressors .348, 350
Whole House Surge Arrester .350
Switches
Binary Coded Rotary 266
DIP 268, 269
Hexadecimal Pushwheel 266
Illuminated 259, 263, 265
Intra 150
Keylock 266
Keypad 256, 265
Magnetic 266
Programmable 268
Pushbutton 255, 256, 262-265
Reed 266
Rocker 255, 262, 263
Rotary 261, 267
Security 266
Slide 255, 262
Snap 260
Surface Mount 256, 265, 269
Tactile 256, 265
Thumbwheel 266
Tilt 266
Toggle 254, 256-260
✔**Switching Power Supplies** ....**231**, ...232

~ T ~

Tap and Die Set 322
Tape
Color Coding 332
Copper Shielding 332

Product Index

Dispensers....332
Electrical....332
Foam, Urethane....332
Insulating....332
Wire Marker....332
Telephone Accessories....126-128
Terminal
Blocks....163, 164
Boards....165
Lugs....314
Posts....165
Strips....151, 164
Terminals
Compression....165, 281
✔Insulated, Nylon....**166**, 168
PC Mount Type....165
Pin....141-143, 145-149, 154
✔Ring....**166-168**
✔Solderless....**166-168**
✔Spade....**166-168**
✔Uninsulated....**167**
Test Clips....95-97
Test Equipment
Accessories....97, 344
Capacitance Meter....345
Circuit Tracer....347
Clamp Meter, Digital....343
Component Tester....345
Counter-Timer....342
Frequency Counters....342
✔Function Generators....**342**, 344
Logic Probe....345
Multimeters....343, 345, 346
Oscilloscope Probe Set....343
Oscilloscopes....343, 344
Power Supplies....342, 344
Pulse Generator....342
Resistor Decade Box....199
Voltage & Continuity Tester....347
Voltage Indicator....347
VOMS....347
Wire Sorter Kit....347
Test Leads....96, 97
Test Points....164
Test Sockets....157, 159
Thermistors....170, 171
✔**Thyristors**....13, 14, **16-26**
Toroids....246, 247
Tool Cases....347
Tools
Cable Tie Gun....72, 74, 326
Chip Lifter....324
Coax Stripper....325, 326
Collet Adjustment....313
Connector....119, 120, 122, 124, 126, 129, 130, 141-149, 162
Crimping....119, 120, 124, 126, 129, 141-149, 162, 167, 325, 326
Cutting....318, 325-327
Drills/Drill Bits....322
Electronic Pliers
Miniature....327
PC Board Tools....327
Cutters....318, 325-327
Extraction....129, 130, 132, 143, 145-149, 324
Flash Light....347
✔Heat Guns....**75**, **330**
Hex Drivers....324
IDC....136, 162
Insertion....129, 130, 145, 147-149, 324
Knives/Blades....341
Knurled Nut....322
L-Wrench Sets....324
Lead Bending....321
LED/Lamp Replacement....263
Magnetizer/Demagnetizer....324
Modular Crimping....124, 126, 326
✔Multi-Purpose....**327**
Nibbling....318, 324
Nut Drivers....324, 325
Pliers....326, 327
Presses....318, 323
Punches....319-321
Screwdrivers....324, 325
Seizer Clamps....330
Solder/Desolder....328-330
Staking....321
Strain Relief....162, 316
Tap and Die Set....322
Termination....127
Torx Drivers....324
Trimmer Adjustment....197, 324
Tweezer....341
Vises....323, 341
Wire Strippers....324-326
Wire Wrap / Unwrap....340
Wrenches....324
Transducers....280
Transformers
Audio....239-242
Coupling....239-242
I-F....240
Isolation....236
Line Matching....281
Modem....241
Power....235-238
Step-Up/Step-Down....236
Telephone....241, 242
Trigger....71
Variable....238
Wall Plug-in....233
✔**Transient Voltage Suppressors**....6, 7, **19**, 25
Transistor
Hardware....160
✔Insulators....**160**
Mounting Kits....160
Sockets....160
✔**Transistors**....**13-26**, **30**
✔**Triacs**....15, **18**, 19, **21**, **22**, 25, 26
Trimmer
Capacitors....217
✔Potentiometers....**188**-191, 193-197, 199, 324
Tubing....72, 75-78
Tuning Fork Crystals....42, 44, 45

~ U ~

Ultrasonic Transducers....280
Uninterruptible Power Supply (UPS System)....349, 350

~ V ~

Vacuum, Electronics....347
Varistors / MOV....169, 170
Video
Connectors....99
TV/FM Transformer....242
Vises....323, 341
Voltage Regulators....24-26, 35-40

~ W ~

Wall Plates....112, 126, 127, 133
Washers....316, 317
Wipes....334
Wire
Accessories....72-74, 76
Jumper....341
Nuts....167
Strippers....324, 325
Wirewrap Tool....340
Wires
Hook-Up....78, 90
Insulated....89
Magnet....76
Spiral Wrap....72, 78
Test Lead....81, 89
Zip Cord....86, 89
Wrenches....324

~ Z ~

Zener Diodes....8, 23, 25, 26

Manufacturers Index

~ 3 ~

✔**3M**....72, **75**, 92, 96, 133-135, 139, 150, 159, 161, 162, **314**, 332, 333, 341, 347

~ A ~

Aavid....4, 5
Agusta Fans....229
✔**Alpha Wire**....**77-81**
Alpha/Xicon....185-187, 195
✔**Amp**....91, 105, 123, 124, 129, 136, 140, **143-149**, 152, **166**, **167**, 268, 326
Amphenol....116-120
Amseco....233, 266, 284
Arcol/Xicon....182
✔**Aries**....**157**, **158**
Atech....241
Augat....150, 151, 156, 159, 160, 163, 164
AVG Semiconductor....9, 31, 33, 34

~ B ~

✔**Belden**....**82-86**
BI Technologies....179, 180, 193
Bishop Graphics....337
B&K Precision....344, 345
Bondhus....324
Bud....300-303
Bussmann....164, 294-296

~ C ~

C&K / Selecta....256
Carol Cable....89, 90
✔**CEL California Eastern Laboratories**....**30**, **39**, 46, 47
Central Semiconductor....6-9, 16-18, 20, 21
Chicago Miniature....64, 65, 67-69
Circuit Assembly....92, 137, 138, 150
Circuit Works....336
Clarostat....198, 199
Continental Industries....276, 277
Cooper Tools....327
Cornell Dubilier....208, 209, 225-227
✔**Crescent**....**327**
Crydom....278, 279

~ D ~

✔**Dale**....172, 173, **188**, 189, 244, 245
Davies Molding....312
Deltron....101, 102-104, 114, 115, 281
Dennison....74
DGS Pro Audio....87, 88, 101, 102-104, 114, 115
Diamond Tool....327

~ E ~

E-Switch....254-256
Eagle Electric....94
Eagle Picher....285, 288
✔**Eagle Plastics**....**72**, **73**, 154, 162, 289, 290, 310, 312, **314-317**, 337
EBM Papst....228
ECS....41-43
EE Tools....27, 29
EIC Semiconductor....6-9
Elna....204, 209
✔**ETA-USA**....**231**
Eveready....287
EXL Semiconductors....6-9, 16-22, 36-39

~ F ~

Fan-S....93, 229, 230
✔**Fastron/Xicon**....248, **249**, 251-253
Flambeau....299
Fox Electronics....44, 45

~ G ~

GC Electronics....72, 76, 165, 317, 324, 327, 336
✔**Global Specialties**....**342**
Gotham....87, 88
GP Batteries....286
Greenlee....320, 321, 325, 347

~ H ~

Hammond Manufacturing....304-307
Harris....9, 16-21, 27, 31-40, 169
Hearst Publishing....40
Hi-Q Magnetic....233, 238, 239, 242, 248, 250, 251, 253
Holsworthy....174

~ I ~

Industrial Devices Inc.....66
Insultab....76
International Power....234
ITT Pomona....97

~ J ~

Jewell....297
Johnson Components....98, 122, 218
J.W. Miller....246, 247

~ K ~

Kester....331
Keystone Thermometrics....171
✔**Keystone Electronics**....96, 133, **160**, 165, 289, 291, **296**, 314-**316**, 321
✔**Kingbright**....**46**, **58**, 59
Kobitone....280, 281, 284

~ L ~

Leviton....127, 128
LG Precision....343
Littelfuse....292, 293
LMB....308, 309

~ M ~

Magnecraft....270-272
Magnetek....235-237, 240, 242
Magnum....164
Mallory....206-208, 213, 218, 224, 282-284
Matsuo Electronics....212
MEC....181, 194, 265
Memcor-Truohm Inc.....183, 184
Mill-Max....153, 154
Modutec....298
Molex....141, 142
Mountain Switch....257-260, 263-265, 267, 269
Mueller Electric....95

~ N ~

✔**NEC**....27-**30**, 38, **39**, 46, 47, 56, 212
Newport Technology....230
NJR....35-39
NTE....23, 24, 27-29, 31, 33-35, 274, 275
Neutrik....112, 113

~ P ~

PacTec....311
✔**Panavise**....**323**
Phihong....232, 233
Philmore....99, 100, 109, 121, 126
Piher....195
Platt....347
Powersonic....285, 286
PSP....341
Primary Power Components....243

~ Q ~

QT Optoelectronics....48-54
Qualtek....93, 229, 230, 243

~ R ~

Raytheon Switchcraft....105, 110, 111
Re án....115, 313
Rectron....8-12
Renata....287
Rohm....8, 9, 16-22, 36-39, 55-57, 179
Rubycon....205

~ S ~

✔**SGS Thomson**....**6**, 7, **9**, **16-22**, 27-29, 31-39
Simpson / Mercer....298, 347
Soder-Wick....331
✔**Spectrol**....**190**-192, 197, 324
✔**Sprague**....**210**, **211**, **220**
Staco....238
✔**Steinel**....**75**, **330**
Switchcraft....105, 110, 111

~ T ~

Teccor....13-15, 17, 19, 21
Tech Spray....331, 334, 335
Thomson-Passive....169, 212, 213, 219, 224
Thomson SK....25, 26
✔**Tripp-Lite**....**348**, **349**

~ U ~

Ultralife....288
Ungar....75, 330, 331

~ V ~

Vector....338-340
VCC....63
✔**Vishay**....172, 173, **188**, 189, **210**, **211**, **220**, 244, 245

~ W ~

Waber....350
Wahl....322, 329
Waldom....141, 142
✔**Wavetek**....**346**
✔**Weller**....328, **329**
West Penn Wire....87

~ X ~

X-Acto....341
Xcelite....325, 327, 330
Xicon Passive Components....170, 174-179, 181, 182, 185-187, 195, 200-204, 214-217, 221-223, 248, 249, 251, 351, 352

(800) 346-6873

Sales and Service Open 14 Hours Daily Monday Through Friday and 8 Hours on Saturday

VISHAY SPRAGUE

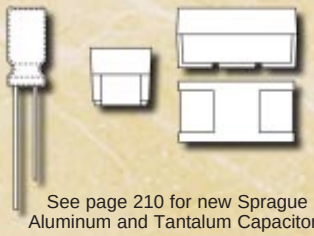

See page 210 for new Sprague Aluminum and Tantalum Capacitors

See page 211 for new Sprague Solid Tantalum Capacitors

See page 220 for new Sprague Polyester and Polypropylene Film Capacitors

TRIPP LITE

See pages 348 and 349 for new Tripp Lite Power Conditioning Equipment

Belden

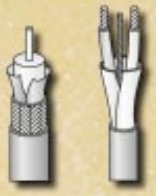

See pages 82-84 for new Belden Cable

AMP

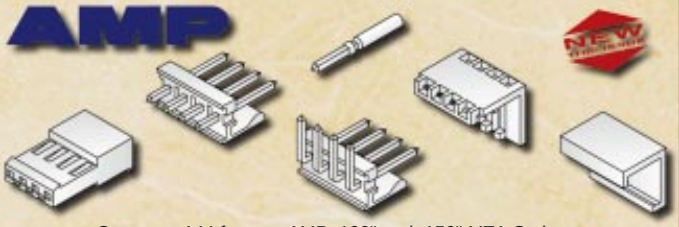

See page 144 for new AMP .100" and .156" MTA Series

ETA-USA

See page 231 for new ETA-USA Switching Power Supplies

Spectrol

See page 190 for new Spectrol Trimmer Potentiometers

alpha

See page 79 for new Alpha Xtra Guard Cable

MOUSER ELECTRONICS
958 N. MAIN
MANSFIELD, TX 76063-4827

CHANGE SERVICE REQUESTED

TO UPDATE OR CORRECT YOUR LABEL, CALL (800) 992-9943 (LINE OPEN 24 HOURS DAILY) OR E-MAIL catalog@mouser.com.

PLEASE FORWARD TO:

☐ ELECTRONICS PURCHASING
☐ ☐ ELECTRONICS R&D / ELECTRONICS ENGINEERING
☐ ☐ ELECTRONICS INSTRUCTOR / ELECTRONICS REPAIR
☐ ☐ PRODUCTION / ASSEMBLY / PLANT MAINTENANCE
☐ ☐ MATERIALS MANAGER / VOCATIONAL EDUCATOR

CAN BE RECYCLED

BULK MAIL
U.S. POSTAGE
PAID
MOUSER ELECTRONICS